


DB 03/12/09

Cow Tag 190		Function Code P 16.2
Brief Description: [timber element, p/s, condition, fragments] V. POOR CONDITION PLANK, board V. SOFT - BOB IN & OUT board		
Notable Features: [tool marks, scribed lines, decoration, repairs] POINTS TO LOOK OUT FOR WHEN RECORDING ufos IN BOARD:- SEVERAL INSCRIBED LINES DIAGONAL, PACTIC. UNDER SAMPLE LABEL, & FOR OF COWTAG, T1 outboard:- POSSIBLE INSCRIBED LINES - TYPE 4, ART OF 2nd growth from jar end, T5 SEE OTHER SIDE - ARE OUT WEDGE ON END - PROBABLY FROM TRANSECTION IN SUBSEQUITY.		
Wood Science: [rings, ARW, knots, sapwood, conversion] Radial c 80 H + 105. Pith beyond upper edge. ARW = 240/90		
Recommended action: [samples, additional photos, moulding, queries and problems]		
Cleaned: 04/07/08 BS MS	Recorded: 14/07/06 DV	Photos:
Checked: [corrections needed] ✓	Initials & Date: NN 18/10/06	
Corrections Done [desktop, Faro Arm?]:	Initials & Date:	

(measuring tape on wrong side, because started the plank wrong very rounded ends)

PO-51-20

Inboard: - not sure where sapwood stops and degraded wood begins,
don't think it's all sapwood
- possible clamp mark (forward end)
- Land = very vague (edges inscribed at certain points)
- inscribed lines all type 1 in terms of thinness (thick, sharp inscribed lines)

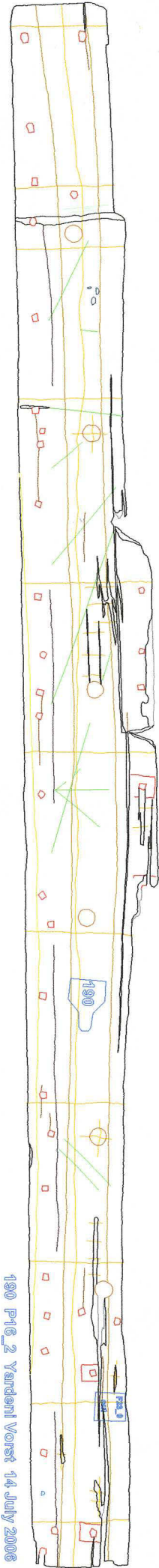
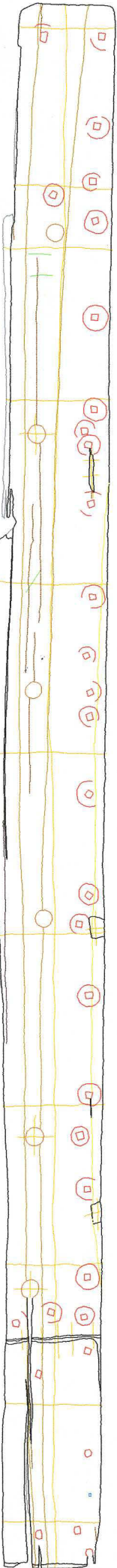
outboard: - aft end (next to last toe nail) 2 possible type 2
inscribed lines

- scarf has nearly V-shaped cut
- two rectangular shaped depressions near edge (recorded as limits: not sure about these)
- 2 V-SHAPED cuts made in antiquity

upward SIDE

0A

hacked in
cutting



190 P16_2 Yardeni Vorst 14 July 2006