

DB 12/2/18

Cow Tag 198 Function Code P11.3 P11.4


Brief Description: [timber element, p/s, condition, fragments]
Portuli Plank, broken off at scarf end facing aft; Forward scarf slightly damaged too

Notable Features: [tool marks, scribed lines, decoration, repairs] POINTS TO LOOK OUT FOR WHEN RECORDING ufos

- scribed line between ~~4+5~~ treenail at F24 inboard
- 2 additional nails at scarf (forward)
- 3 additional nails ~~at~~ between 2+3 treenails F25+F26 (inboard)
- ON THE BOW SIDE SCARF - ~~EDGE~~ LOWER EDGE -> AROUND / UNDER ~~IT~~ V. SMALL ADDITIONAL NAILS - ~~LOOK LIKE~~ IN CRACK (?) HAVE BEEN FOUND SOME PLANT MATERIAL. SAMPLE NO
- lower forward inboard face at scarf - 4 additional nails
- V. interesting, unfinished, unused angled hole (8x10mm) at F22 - mistake? for next one join of planking? Suggests holes angled from inboard and with c 8mm bit. 2 treenails at F22.

Wood Science: [rings, ARW, knots, sapwood, conversion]

c 80H Radial, ARW = 23/80
straight-grained
Unsure which edge is nearest path.

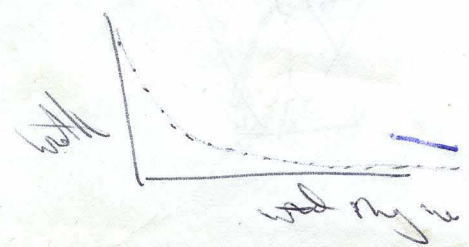


Recommended action: [samples, additional photos, moulding, queries and problems]

Photos of scribed line
moulding of angled hole?

~~29~~ 29 Samples

Cleaned:	Recorded: HPM 27.06.05	Photos:
Checked: [corrections needed] ✓		Initials & Date: +23/1/7 18/7/5 NN,
Corrections Done [desktop, Faro Arm?]:		Initials & Date:



08 Aug 06

UU
U

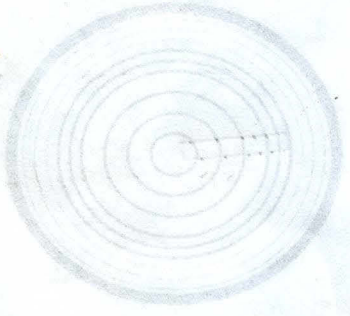
DB 15/5/8

911-A

Function Code

Cow Tag

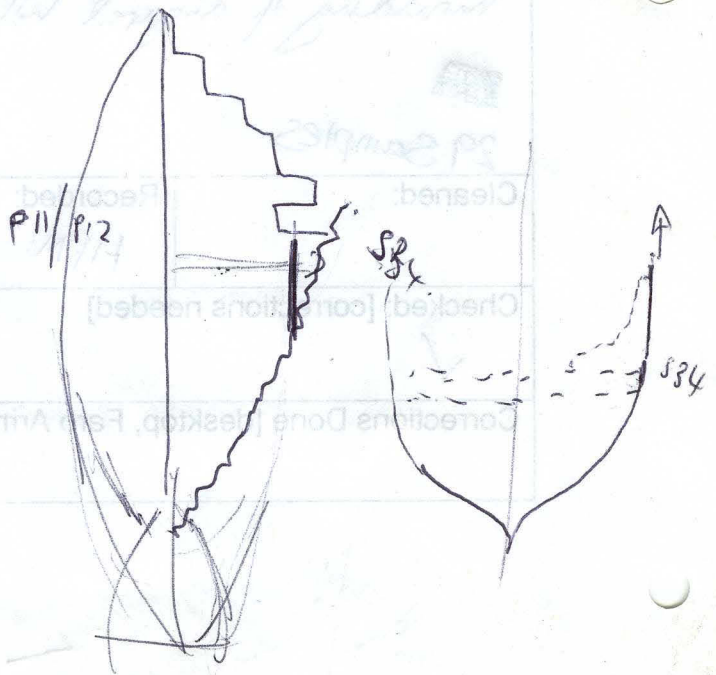
Notable Features: [foot marks, scribed lines, decoration, repairs] POINTS TO LOOK OUT FOR WHEN RECORDING sites



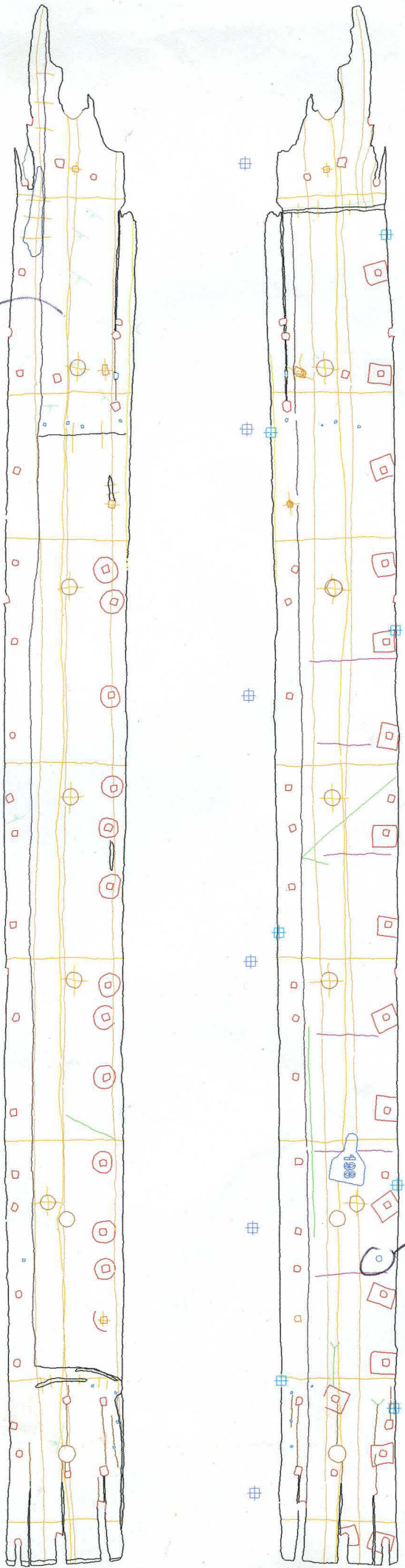
Wood Science [Ings, ARW, knots, sapwood, conversion]

Recommended action: [samples, additional photos, moulding, queries and problems]

Initials & Date	1/8/17
Initials & Date	7/9/17
Initials & Date	7/9/17



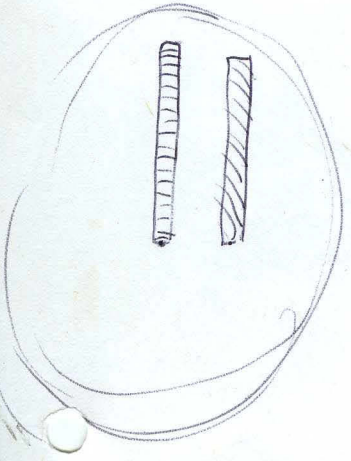
cut back to take
O/S traps



F24

F21

Armed hole (indicated)
normal from inward, has under
from station 22.



198 P11_3 hpm 27/06/05