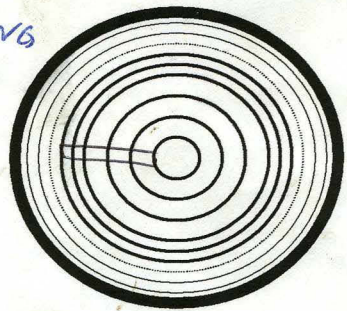
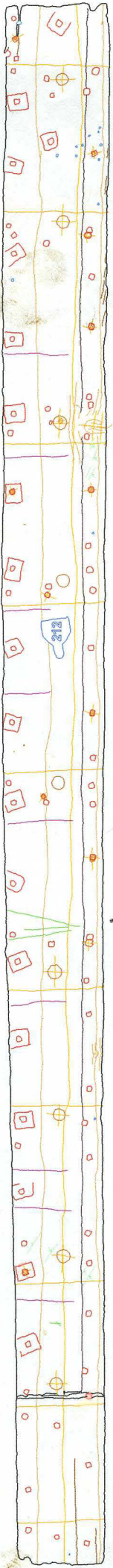


DB 13/2/18

Cow Tag 212	Function Code <del>P115</del> P116	
Brief Description: [timber element, p/s, condition, fragments] VERY GOOD CONDITION		
Notable Features: [tool marks, scribed lines, decoration, repairs] POINTS TO LOOK OUT FOR WHEN RECORDING ufos ATTACHED TINGLE INBOARD: * INSCRIBED LINES ± MIDDLE OF THE PLANK * ADDITIONAL NAILS - VERY SOME VERY SMALL ON THE BOW SIDE + SOME WITH WOODEN NAILS * ADDITIONAL NAILS WHICH CORRESPOND TO THE TINGLE * WELL VISIBLE COMPRESIONS OF FRAMES Type 1 inboard Type 3 aft outboard MOST ARE MARKS ON RHINO DRAWING REPRESENT TOOL SIGNATURES, NOT JAM CURVES.		
Wood Science: [rings, ARW, knots, sapwood, conversion] * <del>MISSING</del> MISSING KNOT HOLE WITH <del>CAULKING</del> CAULKING MATERIAL Radial at aft scarf. c100H ARW = 2.05. Pth beyond lower edge.		
Recommended action: [samples, additional photos, moulding, queries and problems] <del>Rated crack aft outboard + add Type 3</del> Done TNJ 09.05.06 Add as requested on printout. Photos of out board face of <del>it</del> when tingle applied + forward scarf additional nails. Edit Rhino → Photo. Mould.		
Cleaned: TNJ/MM/HPM	Recorded: REVIEW: 22/10/07 5J 04.11.05 AK	Photos: Tingle in situ TNJ 02.11.05 MS 18/9/6
Checked: [corrections needed]		Initials & Date:
Corrections Done [desktop, Faro Arm?]:		Initials & Date:





AK →

photo

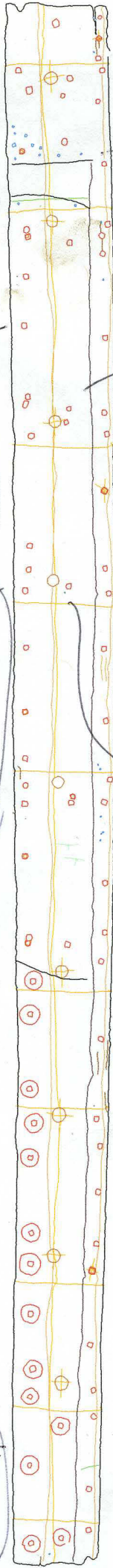
→  
 extra road  
 photo

→  
 more extra roads  
 photo

→

photo

→  
 need to add  
 types + external crack



Don't shade all wooden roads  
 → add lower edge of timber cut

→

→ missing road lines road wall

→