

---

### 3 THE POTTERY J C MURRAY

---

With contributions by Catherine Brooks, Pamela Clarke, George Haggarty, Marjorie Kenworthy and Lizbeth Thoms

---

#### INTRODUCTION

---

This is a report on all the ceramic from the sites excavated in Aberdeen between 1973 and 1978. The bulk of the material is medieval with only a very small amount of post-medieval ceramic from 45-59 Green, 67-71 Green and 6-8 Castle Terrace.

The pottery from the pre-1976 excavations (with the exception of the material from Virginia Street Steps) was examined by Lizbeth Thoms, George Haggarty, Marjorie Kenworthy and Catherine Brooks. The material from sites excavated since 1976 by the Aberdeen Archaeological Unit has been examined by the writer and other members of the Unit. A large group of unstratified pottery from Broad Street, Queen Street and Virginia Street is also published and although collected prior to 1976 is discussed by the writer who is grateful to Mr George Leiper for kindly making available the unstratified material from Virginia Street.

As a result of close collaboration a large degree of uniformity has been achieved between the pre-Unit and Unit pottery reports. The results of the analysis of the pottery fabrics, although done separately by both groups of researchers, have been amalgamated for publication and uniform fabric descriptions are used throughout the report. The illustrations have also been standardized. The same degree of standardization was not possible for Shore Brae as the material was lost up to the time of publication; here a report written by Catherine Brooks in 1974 has been included in its original form as the only record of the ceramic from this site. A reassessment of this material may be possible in the future should the pottery come to light.

The analysis and description of the pottery fabrics is the work of Marjorie Kenworthy. The catalogue of the Queen Street and Broad Street material (Nos 1-188) is by George Haggarty. The remainder of the catalogue (Nos 189-823) and the discussion are by the writer. Many people have assisted in the identification of the pottery and they are gratefully acknowledged in the main acknowledgments or in the text as appropriate.

---

#### METHODOLOGY

---

In total, forty-one different fabrics have been analysed and where possible the source has been identified. As only a handful of post-medieval sherds has been recovered no attempt has been made at classification and so these have been described more fully in the catalogue; fuller classification must await a larger corpus of material.

The pottery is presented by fabric within phase or feature for each individual site rather than as an amalgamated presentation of the fabric groups regardless of site, phase or feature. By this approach it is hoped that trends in the ceramic evidence can be more easily observed, especially with

sites such as 42 St Paul Street where a complex reliable stratigraphical sequence has been established for a large corpus of material.

---

## ANALYSIS OF THE FABRICS      M KENWORTHY

---

The pottery was examined under a binocular microscope at  $\times 20$  magnification. The classification of the fabrics is based on differences in the general texture, the appearance of the clay matrix, and the nature, size and quantity of the mineral inclusions.

Texture has been described on a scale: very fine, fine, medium fine, medium coarse, coarse and very coarse. Assessment in these terms is necessarily subjective, in that there is no exact criterion for the measurement of this aspect of pottery.

There are many possible variations in the clay matrix, due to the composition of the clay, the way in which it is worked and the temperature and atmosphere of firing, but it is impossible to determine these without neutron activation analysis and experimental refiring, so that one must rely on the necessarily subjective description of the appearance of the matrix as compact, gritty etc, and on a statement of the typical colours of each fabric, together with an estimate of its firing atmosphere.

It is not possible to determine the firing atmosphere from colour alone, as the colour which any fabric will attain is determined not only by the oxidizing, neutral or reducing atmosphere but also by the chemical composition of the clay, particularly its iron content, and which of the many compounds of iron is present. It is true that fabrics displaying colours in the range red-orange-pink-cream are oxidized, but whether or not complete oxidization has taken place could only be determined by refiring. When a fabric is described as wholly oxidized, therefore, this is intended to mean that the entire sherd has reached the same stage of oxidization, as opposed to partly oxidized fabrics, where only the area next to one or both surfaces is oxidized, leaving part of the sherd a darker colour, implying that this part is either reduced or simply not oxidized or less oxidized. This effect of particoloured sherds is probably due to exposure to an oxidising atmosphere taking place only towards the end of the firing process and being maintained at the necessary temperature only long enough for the part of the sherd nearest to one or both surfaces to be affected. Similarly, a wholly dark sherd cannot always be ascertained to be reduced as, depending on the composition of the clay, a dark colour may be the result of a neutral atmosphere. A further problem is presented by fabrics with no significant iron content in the clay, as these may have the same colour whether oxidized or reduced.

The definition of colours is in accordance with the Munsell soil colour chart notation; it should be noted that the Munsell names of the colours are sometimes rather different from what one would normally tend to call them. It must be stressed too that both the estimation of firing atmosphere and the definition of colour apply to clean fractures of the sherd only and not to its surfaces which may have been considerably affected after manufacture by use (eg exposure to heat and smoke in cooking) and by soil conditions after archaeological deposition.

The description of the mineral inclusions in the fabrics begins with the individual minerals and goes on to the fragments of rocks, where present. (I wish to thank Professor John Allen and Dr A R MacGregor for their help with the identification of mineral inclusions, while retaining responsibility myself for any errors which may have occurred.) No attempt has been made to differentiate between inclusions occurring naturally in the clay and those deliberately added as temper, as there are many instances where it is impossible to determine this with the method of examination used. It may be noted, however, that where feldspar occurs in a weathered state, it is rather likely to be part of the clay, as it decomposes to form kaolin, one of the main clay minerals.

In many cases, inclusions cannot be conclusively identified, mainly because of very small size. Other factors also make it difficult to distinguish between particular minerals with the method of examination used and only examination of thin sections of the fabrics with a petrological microscope could solve these problems. With no method of examination, however, can it ever be claimed that



the list of inclusions present is totally exhaustive, as particular inclusions may not be evenly distributed throughout the fabric and may thus not occur in the sherds examined; this is obviously particularly problematic in the case of very rare inclusions.

The frequency and size of the inclusions is stated; it must be stressed that the description given is for typical sherds of the type and some degree of variation is possible within a fabric. Frequency is defined on a scale: occasional, sparse, moderate, abundant; these descriptions are subjective and not based on measurement because clustering and uneven distribution of inclusions throughout a fabric make measurements of frequency inaccurate. Where a mineral or rock is merely said to be present, without indication of frequency, uncertainty of identification makes it impossible to estimate frequency.

The definition of the size of inclusions is based on measurement; very fine: less than 0.25 mm; fine: 0.25-0.50 mm; medium: 0.50-1.0 mm; coarse: 1.0-2.0 mm; very coarse: over 2.0 mm.

## DESCRIPTIONS OF THE FABRICS

### Local

**Fabric 1:** Texture very coarse. Matrix gritty. Partly oxidized. Typical colours 2.5YR 5/6 red and 10YR 5/1 grey. Contains abundant quartz, medium to coarse; moderate mica; unidentified dark grits are present.

**Fabric 2:** Texture very coarse. Matrix fairly compact. Sometimes partly oxidized. Typical colours 2.5YR 5/6 red and 7.5YR 5/0 grey, 2.5YR 4/0 dark grey. Contains moderate to abundant quartz, fine to coarse; sparse to moderate muscovite mica, very fine to medium; occasional grains of a ferromagnesian mineral, fine to medium. Feldspar (?) is present and there are occasional medium fragments of granite.

**Fabric 3:** Texture medium coarse. Matrix compact. Wholly or partly oxidized. Typical colours 2.5YR 5/8 red and 5YR 5/1 grey. Contains abundant quartz, very fine to medium; moderate muscovite and biotite mica, very fine to medium; another ferromagnesian mineral, very fine to medium, may possibly be present. Feldspar (?) is present.

**Fabric 4:** Texture coarse. Matrix compact. Oxidized or not oxidized/reduced. Typical colours 10R 4/6 red and 2.5YR 2.5/0 black. Contains abundant quartz, fine to medium; moderate muscovite and biotite mica, very fine to fine; feldspar is present, up to coarse in size including some in a weathered state.

**Fabric 5:** Texture coarse. Matrix fairly compact. Wholly or partly oxidized. Typical colours 10R 5/8 red and 7.5YR 5/0 grey. Contains abundant quartz, very fine to medium (occasionally up to coarse); sparse muscovite and biotite mica, very fine; another ferromagnesian mineral, very fine to fine, is probably present. Feldspar is present, including some in a weathered state and there are occasional rock fragments, probably granite.

**Fabric 6:** Texture fine. Matrix compact. Wholly or partly oxidized. Typical colours 10R 5/8 red and 2.5YR 3/0 very dark grey. Contains sparse to moderate quartz, very fine to medium; sparse to moderate muscovite and biotite mica, very fine to fine; another ferromagnesian mineral, very fine to fine, may possibly be present. Feldspar is present and there are occasional medium to coarse fragments of granite and occasional coarse fragments of metamorphic rock, some of which is probably a schist.

**Fabric 7:** Texture coarse. Matrix fairly compact. Wholly or partly oxidized. Typical colours 2.5YR 4/6 red, 2.5YR 6/6 light red and 10YR 6/1 grey. Contains moderate quartz, very fine to coarse; sparse to moderate muscovite and biotite mica, very fine to fine; occasional red iron oxide, very fine to fine. Another ferromagnesian mineral, very fine to fine, is probably present. Feldspar is present, including some in a weathered state and there are occasional fine to coarse fragments of granite and schist.

**Fabric 8:** Texture very fine. Matrix sandy, hard. Wholly or partly oxidized. Typical colours 2.5YR 5/8 red, 2.5YR 5/6 red and 10YR 5/2 greyish brown. Contains occasional quartz, very fine; occasional feldspar, very fine; moderate muscovite and biotite mica, very fine; another unidentified dark mineral, sparse and very fine, may possibly be present.

### Possibly local

**Fabric 9:** Texture fine. Matrix rather gritty. Partly oxidized. Typical colours 2.5YR 6/8 light red and 10YR 5/1 grey. Contains sparse quartz, very fine to fine, occasionally up to medium; sparse biotite mica, very fine; another ferromagnesian mineral, sparse and very fine, is present and feldspar is probably present, including some in a weathered state.

**Fabric 10:** Texture medium coarse. Matrix fairly compact. Partly oxidized. Typical colours 2.5YR 6/6 light red and 2.5YR 4/0 dark grey to 2.5YR 3/0 very dark grey. Moderate quartz, fine to medium coarse. Moderate mica, fine; unidentified dark grits, fine to medium coarse.

### Perth ware?

**Fabric 11:** Texture medium fine. Matrix sandy. Wholly or partly oxidized. Typical colours 5YR 6/6 reddish yellow, 2.5YR 6/8 light red, 2.5YR 5/8 red and 7.5YR 5/0 grey. Contains occasional to sparse quartz, fine to medium; moderate to abundant muscovite and biotite mica, very fine to fine; occasional to sparse black and red iron oxide, fine to medium; occasional fine to medium fragments of rock, probably schist.

### Scottish E coast gritty wares

**Fabric 12:** Texture medium fine. Matrix gritty. Wholly or partly oxidized. Typical colours 7.5YR 8/2 pinkish white and 7.5YR 5/0 grey. Contains sparse to moderate quartz, very fine to medium; sparse muscovite mica, very fine to fine; sparse red and black iron oxide, very fine to medium. Feldspar is present and there are occasional medium to coarse fragments of an iron-stained quartzitic rock.

**Fabric 13:** Texture medium fine. Matrix compact. Wholly or partly oxidized. Typical colours 7.5YR 8/2 pinkish white and 7.5YR 4/0 dark grey. Contains moderate quartz, very fine to medium, occasionally up to coarse; moderate muscovite mica, very fine to fine; sparse to moderate red and black iron oxide, very fine to coarse. Feldspar is present and there are occasional coarse fragments of sedimentary rock, possibly shale and occasional coarse fragments of two other rocks, probably granite and hornfels.

**Fabric 14:** Texture medium coarse. Matrix compact. Partly oxidized, most not oxidized. Typical colours 2.5YR 5/6 red, 2.5YR 5/2 weak red and 5YR 5/2 reddish grey. Contains moderate quartz, coarse to very fine; sparse mica, fine; sparse unidentified dark grits, medium to fine.

**Fabric 15:** Texture medium fine to coarse. Matrix gritty. Wholly or partly oxidized, occasionally not oxidized or reduced. Typical colours 10YR 8/4 very pale brown, 7.5YR 8/2 pinkish white, 2.5YR 6/6 light red and 7.5YR 5/0 grey to 7.5YR 3/0 very dark grey. Contains moderate quartz, very fine to medium; sparse muscovite mica, very fine to fine (biotite mica may occasionally also be present); sparse iron oxide, mainly red but sometimes black, very fine to coarse. Feldspar is probably present and there are occasional medium fragments of a metamorphic rock (possibly phyllite) and occasional coarse fragments of a sedimentary rock, probably a shale.

**Fabric 16:** Texture medium fine. Matrix fairly compact. Not oxidized (?) Typical colour 10YR 6/1 grey. Contains sparse to moderate quartz, very fine to medium; sparse red iron oxide, very fine. Feldspar is present, including some in a weathered state.

### Possibly Scottish

**Fabric 17:** Texture coarse. Matrix compact. Sometimes wholly or partly oxidized, sometimes not or incompletely oxidized. Typical colours 7.5YR 7/4 pink and 7.5YR 7/0 light grey. Contains abundant quartz, fine to medium; occasional muscovite and biotite mica, very fine; sparse iron oxide, mainly black but sometimes red, very fine to medium. Feldspar is present, including some in a weathered state and there are occasional very coarse fragments of a sedimentary rock and occasional coarse fragments of a metamorphosed rock, possibly hornfels.

### Scarborough ware

**Fabric 18:** Texture medium coarse. Matrix gritty. Wholly oxidized. Typical colours 7.5YR 8/2

pinkish white, 2.5YR 6/8 light red. Contains moderate to abundant quartz, very fine to fine, occasionally medium; sparse red iron oxide, very fine to medium, occasionally coarse; sparse black iron oxide, very fine to fine; occasional fine to medium fragments of metamorphic quartzite.

**Fabric 19:** Texture medium fine. Matrix fairly compact. Wholly or partly oxidized. Typical colours 10YR 8/4 very pale brown, 10YR 6/4 light yellowish brown, 7.5YR 8/6 reddish yellow, 10YR 7/1 light grey, 10YR 5/2 greyish brown and 7.5YR 4/0 dark grey. Contains sparse to moderate quartz, very fine to fine; occasional to sparse red iron oxide, very fine to fine; occasional fine fragments of metamorphic quartzite and occasional coarse fragments of an unidentified rock containing quartz and feldspar.

### Yorkshire wares

**Fabric 20:** Texture medium fine. Matrix fairly gritty. Wholly or partly oxidized. Typical colours 2.5Y 8/0 white, 2.5Y 7/2 light grey and 2.5Y 6/0 grey. Contains moderate quartz, fine to medium; sparse red and black iron oxide, very fine to medium.

### Developed Stamford ware

**Fabric 21:** Texture very fine. Matrix compact. Wholly oxidized. Typical colours 5YR 8/2 pinkish white, 5YR 7/6 reddish yellow. Contains moderate quartz, very fine; occasional to sparse red iron oxide, very fine to fine, occasionally medium; occasional to sparse black iron oxide, very fine; occasional coarse grains of iron-stained quartz. Identified Kilmurry.

### E Anglian wares?

**Fabric 22:** Texture coarse. Matrix compact, slightly laminated. Partly oxidized. Typical colours 2.5YR 5/6 red and 7.5YR 5/2 brown. Contains abundant quartz, very fine to medium, including some with iron staining; occasional muscovite and biotite mica, very fine to fine; occasional red iron oxide, fine.

**Fabric 23:** Texture coarse. Matrix gritty, laminated in irregular curves. Partly oxidized. Typical colours 7.5YR 7/4 pink and 7.5YR 5/0 grey. Contains moderate to abundant quartz, very fine to medium; medium grains of an unidentified dark mineral are occasionally present; feldspar may possibly be present, including some in a weathered state.

**Fabric 24:** Texture fine. Matrix compact. Apparently reduced, sometimes with a thin white slip applied to the exterior surface. Typical colour 2.5YR 2.5/0 black. Contains moderate quartz, very fine to fine; feldspar is present, including some in a weathered state.

**Fabric 25:** Texture fine. Matrix gritty. Partly oxidized. Typical colours 2.5YR 5/8 red, 7.5YR 7/4 pink and 2.5YR 4/0 dark grey. Contains abundant quartz, very fine to fine; sparse black iron oxide, very fine; feldspar is present, including some in a weathered state.

### S English? Shelly ware

**Fabric 26:** Texture coarse. Matrix fairly compact. Partly oxidized. Typical colours 7.5YR 6/4 light brown and 7.5YR 3/0 very dark grey. Contains sparse to moderate quartz, very fine to medium; sparse to moderate shell, very fine to coarse; occasional red iron oxide, fine; occasional coarse fragments of flint; occasional medium to very coarse fragments of greensand.

### S English ware?

**Fabric 27:** Texture medium fine. Matrix rather gritty. Partly oxidized. Typical colours 10YR 5/1 grey to 10YR 6/1 grey. Contains abundant quartz, very fine to fine; sparse mica, very fine; sparse unidentified dark grits.

### French wares

**Fabric 28:** Texture very fine. Matrix gritty. Oxidized. Typical colour 10YR 8/2 white. Contains

moderate to abundant quartz, very fine, occasionally up to fine; occasional red iron oxide, very fine to fine. Saintonge.

**Fabric 29:** Texture very fine. Matrix compact. Oxidized. Typical colours 7.5YR 8/2 pinkish white and 5YR 8/4 pink. Contains sparse to moderate quartz, very fine, occasionally up to fine; sparse red iron oxide, very fine to fine; occasional fragments of a quartzitic acid igneous rock. N French?

**Fabric 30:** Texture very fine. Matrix compact. Oxidized. Typical colour 10YR 8/3 very pale brown. Contains sparse quartz, very fine to fine; occasional red iron oxide, very fine; occasional very fine fragments of an unidentified dark rock. Rouen ware.

### Rhenish ware

**Fabric 31:** Texture medium coarse. Matrix compact, sintered, laminated. Reduced (?) Typical colour 10YR 8/1 white (only the surfaces have the distinctive blue-grey colour which gives the type the name blue-grey ladle fabric). Contains abundant quartz, very fine to medium; occasional feldspar, very fine to fine, with occasional grains up to coarse and in a weathered state; occasional coarse fragments of sedimentary rock. Paffrath.

### Low Countries

**Fabric 32:** Texture fine. Matrix rather gritty. Partly oxidized. Typical colours 2.5YR 6/8 light red, 2.5YR 5/8 red and 5YR 5/1 grey. Contains moderate quartz, very fine to medium; occasional red iron oxide, very fine to medium; feldspar is present, including some in a weathered state. Aardenburg type ware. Identified by Verhaeghe.

**Fabric 33:** Texture medium fine. Matrix gritty. Partly oxidized. Typical colours 2.5YR 5/8 red and 5YR 5/4 reddish brown. Contains abundant quartz, very fine to fine; sparse red iron oxide, very fine to fine; feldspar is present and garnet may possibly be present. Sparse, very fine, dark grains without cleavage remain unidentified but might possibly be olivine. Aardenburg type ware. Identified by Verhaeghe.

**Fabric 34:** Texture medium fine. Matrix sandy. Partly oxidized. Typical colours 2.5YR 5/8 red and 2.5YR 5/0 grey. Contains moderate to abundant quartz, very fine, occasionally up to fine. Low Countries? Examined by Verhaeghe.

**Fabric 35:** Texture medium fine. Matrix rather gritty. Partly oxidized. Typical colours 5YR 6/6 reddish yellow and 10YR 4/1 dark grey. Contains moderate to abundant quartz, fine to medium; moderate mica, very fine; moderate unidentified dark grits, very fine to coarse. Low Countries? Examined by Verhaeghe.

**Fabric 36:** Texture medium fine. Matrix rather gritty. Not oxidized. Typical colours 10YR 6/1 grey to 10YR 7/1 light grey. Contains abundant quartz, very fine to medium; sparse mica, fine; moderate unidentified dark grits, very fine to fine. Low Countries?

**Fabric 37:** Texture coarse. Matrix compact, laminated. Reduced. Typical colours 7.5YR 5/0 grey to 7.5YR 3/0 very dark grey. Contains abundant quartz, very fine to medium, occasionally coarse; occasional muscovite mica, fine. Low Countries grey wares.

### Unidentified wares

**Fabric 38:** Texture fine. Matrix fine sandy. Partly oxidized. Typical colours 5YR 7/4 pink to 5YR 6/4 light reddish brown and 7.5YR 5/0 grey. Contains moderate quartz, fine to medium; sparse mica, fine; moderate iron oxide, fine.

**Fabric 39:** Texture medium fine. Matrix rather gritty. Oxidized. Typical colours 5YR 6/6 reddish yellow to 5YR 5/6 yellowish red. Contains abundant quartz, very fine to fine; abundant unidentified dark grits, very fine to fine.

**Fabric 40:** Texture very fine. Matrix fine hard. Partly oxidized. Typical colours 7.5YR 6/0 grey and 7.5YR 6/4 light brown. Contains moderate quartz, very fine to fine; moderate mica, fine. Proto-stoneware.


**Fabric 41:** Stoneware. Identified Hurst.

## DISCUSSION

A total of 823 pottery vessels are illustrated from nine sites excavated in the town. The greater bulk of the published material came from the three main sites: Queen Street Midden Area (1-131), 12-26 Broad Street (133-188) and 42 St Paul Street (334-768). Tables 20, 21 and 22 provide minimum vessel counts for each of these sites, these are based on rims only; asterisks denote the presence of a fabric in a form other than a rim (handle, base etc). Catalogue numbers 246-333 form a group of unstratified material which has been included to extend the vessel forms that occur in the various fabrics. As the catalogue is arranged by site and phase, an index to all the material by fabric has been prepared for cross reference (Table 23).

## LOCAL WARES

Although no pottery kilns have been excavated in Aberdeen a range of local products (Fabrics 1-8) have been identified and two others (Fabrics 9 and 10) are of possible local origin. In an initial examination of Fabrics 3 and 5 Dr N Trewin identified the clay as originating in the Aberdeen area. However, a detailed programme of thin-sectioning in the future may extend the identification of local wares. These local products include both jugs and cooking pots. The only definite tubular-spouted jugs are in Fabrics 1 (423), 5 (9) and 9 (703). Other rim forms are generally plain with pinched spouts. In Fabric 3, the most common of the local products found at 42 St Paul Street, jugs have tall necks with internally bevelled rims (535-549), most have rod handles but strap handles do occur.



Ill 66 : Group of local Aberdeen wares, catalogue nos: 42, 247, 727, 284, 532 (left to right)



A combination of jugs and cooking pots also occurs in Fabric 5 (665-672 give a good indication of the range of rim forms). Unique to this fabric is a range of very well made thin-walled beaker-like vessels usually with a cream slip but also sometimes glazed. 276-281 from the unstratified Virginia Street material give their overall shape. The thinness of the vessel walls and the absence of sooting would indicate a possible use as drinking vessels rather than as cooking pots. Fabrics 6 and 7 also include a combination of jugs and cooking pots, while Fabric 8 consists almost exclusively of jug forms.

Shore Brae fabrics 1 and 2 are identified as local by Brooks et al (p 00) but, due to the loss of the pottery, these cannot be related.

Clearly the local potters were producing the normal range of medieval ceramic with the emphasis on the production of jugs and cooking pots. The influence of imported Yorkshire and Scarborough wares on the products of these local potters is evident and a fragment of a face-mask jug (238) in Fabric 5 shows that the more highly decorated imported wares were also copied.

## OTHER SCOTTISH WARES

The second largest group of fabrics in Aberdeen is the range of wares identified as being E coast Scottish gritty wares (Fabrics 12-16). Although cooking pots predominate, large quantities of jugs were also found. Due to the fragmentary nature of the material, rims are abundant but complete profiles are very few. On the basis of the limited profiles which do exist three basic forms of cooking pot may be seen. The straight-sided cooking pot is probably the most common, the rim is slightly everted and the body cylindrical (40, 69, 769). The second group retains the everted rim but with a slight shoulder and a gently curving profile (135, 440 are good examples). A more rounded, full-bodied profile makes up the third group in which the maximum girth of the pot is almost 1½ times the diameter of the rim. Where bases occur they are invariably flat.

The same range of cooking pot profiles, albeit with more squared rim forms have been noted by Brooks (1980) at Colstoun, but as a direct comparison between the Aberdeen and Colstoun material has not yet been attempted, none of the Aberdeen Fabrics 12-16 can be assigned to this group.

The jug fragments in these fabrics show a comparable similarity to the Colstoun material. The characteristic jug has a squared rim with a sharp ridge or carination half-way down the neck (54, 55, 321-333) where a strap handle is attached. Here again the influence of Yorkshire jug forms is clearly visible.

## ENGLISH IMPORTS

Scarborough ware (Fabrics 18, 19) makes up the major portion of the imported English wares into Aberdeen and accounts for about 16% of the total amount of ceramic illustrated. Following Farmer (1979), the Scarborough pottery has been divided into Farmer phase I (Fabric 18) and Farmer phase II (Fabric 19) with a fair measure of success although one or two pieces may have been wrongly ascribed where the distinctions were not clearly marked. Almost all the ornate Scarborough ware forms recognised by Rutter (1961) are represented. Fragments of at least five knight jugs have been found; three from 12-26 Broad Street (153, 154, 187) and two from 42 St Paul Street (601, 683). Number 601, while made of a typical Scarborough fabric and glaze is extremely crudely executed. Bearded face-mask jugs are also well represented, 126 being the most complete example. One jug (742) has a zoomorphic spout in the form of a pig's or a beast's head and is a comparative rarity in the Scarborough assemblage. Two zoomorphic jug spouts have been found in Hartlepool, one of which is very similar to the Aberdeen example (pers comm L Addis, 1978).

Closely related to, and in some cases difficult to differentiate from the Fabric 19 Scarborough ware, are a range of jugs probably of York or Yorkshire origin (Fabric 20). The rims are generally squared with a sharp carination midway on the neck (20, 155 are good examples). Handles when they occur are usually of the strap type and there are at least two examples of strap-struts from tubular spouted jugs (122, 123). At 42 St Paul Street they occur in the earlier phases prior to the



arrival of Scarborough wares but continue through to the later phases, albeit it in decreasing quantities (Table 24).

A small amount of Developed Stamford ware has been found in Aberdeen, occurring mainly in the earlier phases of 42 St Paul Street, the examples in the later phases may have been residual (Table 24).

The remainder of the English imports are probably derived from E Anglia (Fabric 22-25) although further research will be necessary before this can be verified. For the most part they are cooking wares (Fabric 22) but a small number of jugs are present (Fabrics 23-25). The Broad Street and Queen Street excavations did produce a few examples of slightly shelly wares (Fabric 26) and it is possible that these have a S English origin. Sherd 571 (Fabric 27) is an imitation of Rouen-type ware with applied pellets and strips and could also possibly have been made in S England.

## CONTINENTAL IMPORTS

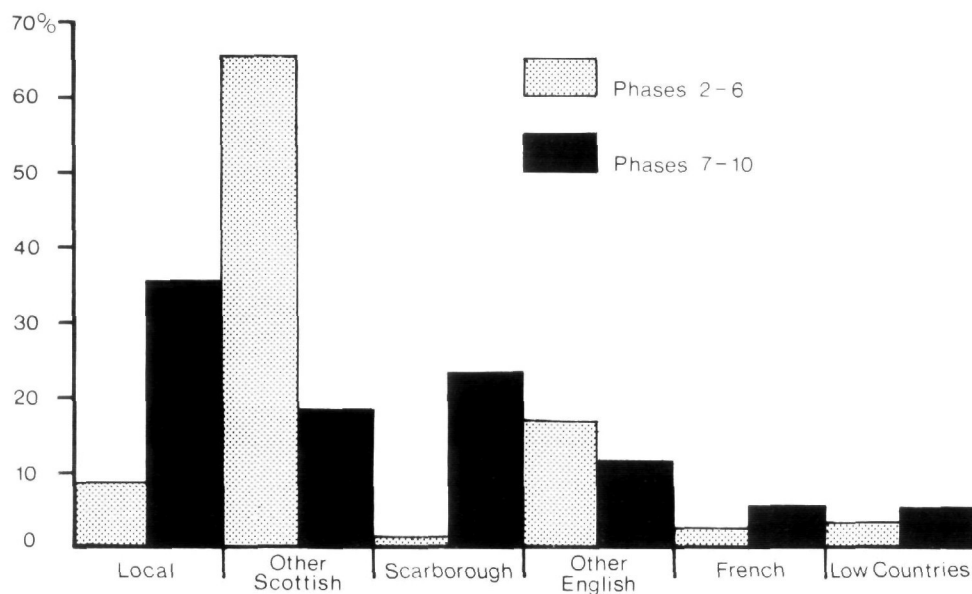
Continental imports account for 103 of the illustrated pieces. Of these 9 are German, 25 are French and 69 have a possible Low Countries origin.

The German wares comprise fragments of six blue-grey ladles (Fabric 31) and three stoneware vessels (Fabric 41).

The majority of the French wares (Fabrics 28-30) are Rouen-type but fragments of one Saintonge polychrome jug were found (713). The paucity of French imports is not surprising in view of the geographical position of Aberdeen.

More than 50% of the Low Countries imports are grey cooking wares, the remainder being jugs. Portions of at least four of the very distinctive hump-shouldered jugs have been identified (50, 109, 157, 637). These have been found at Lampernisse in Belgium (Verhaeghe 1970) and are dated to towards the second half of the 14th century. These jugs have been found elsewhere in Scotland at Elgin and Perth (pers comm W Lindsay and G Haggarty). Low Countries glazed wares were almost totally absent on the Broad Street and Queen Street sites but Low Countries grey wares account for approximately 15% of the total of wares illustrated from Queen Street and 9% of the wares from Broad Street. At 42 St Paul Street the trend is reversed with 5% Low Countries glazed wares and only 3% grey cooking wares.

Of the glazed wares, Fabric 32 has been identified as Aardenburg-type and Fabric 33 has been identified as Low Countries (identified by Verhaeghe). Fabrics 34-36 have many similarities to Fabrics



Ill 67 : Pottery, 42 St Paul Street. Percentages of fabric groups

32 and 33 but although grouped as wares of Low Countries origin there are no direct parallels and this must remain conjectural.

A number of classic Aardenburg-type wares occur in Fabric 32, for example the raspberry roundel on 705, but perhaps the most significant piece is no 706. This consists of four fragments of a jug with impressed decoration. This belongs to a highly ornate type of a jug with impressed decoration, the main zones depicting musicians beneath arches. One example from Welsrijp, Friesland is described by Dunning (1976, 190), while a more complete example from Peterskirke, Tønsberg (Norway) bearing two separate zones of mould impressed figures is described by Molaug (1979). The upper zone on the Peterskirke jug is made up of musicians, both fiddlers and bagpipers, in the lower zone the figures are identified as noblemen. The left arm of the noblemen is raised with a hawk sitting on a gloved hand raised level with the head, the right hand rests on the hip and holds a fleur-de-lys at right angles to the forearm. The Aberdeen example would also appear to be a nobleman as the right arm rests on the hip and is not in the attitude of one playing a musical instrument, the portion bearing a possible lily is missing. These figure jugs are comparatively rare but in addition to the Aberdeen example another piece has been found in Scotland in an unstratified context in Perth (PEJ 82 1000: information from Linda Blanchard). The Perth fragment would also appear to be a nobleman as a hawk is clearly identifiable, probably held in the left hand although not raised to head height. A date of c1300 is suggested for the Tønsberg jug (Molaug 1979, 125). The stratigraphy of the Aberdeen example would also suggest a 14th-century date.

## 42 ST PAUL STREET: THE TRENDS IN THE CERAMIC EVIDENCE

More than half the total of illustrated pots were recovered from 42 St Paul Street, a site with thirteen distinct archaeological phases (Chapter 2: 5). The size of the corpus and the complex archaeological stratigraphy (Stratigraphic matrices: Tables 12mf-17mf in microfiche) make further analysis of the pottery possible. Table 24 is an analysis, based on weight, of the fabrics by phase as a percentage of the fabric total between Phases 1-12 (Phase 13 is clearance), this includes all the pottery from the site. Ill 67 synthesizes this data and makes possible a comparison between the trends in the earlier phases (2-6) and the later phases (7-10); for the purposes of this analysis the pottery from the post-medieval Phases 11 and 12 has been excluded as it is almost certainly residual in these contexts.

In Phases 2-6 the predominant pottery was the E coast Scottish gritty wares (Fabrics 12-16) which account for some 66% of the total. The quantity of local ware was minimal (9%) and almost exclusively represented by Fabrics 2 and 6. The number of English imports was high (17%) and included Yorkshire wares (Fabric 20) and Developed Stamford ware (Fabric 21) but Scarborough ware was scarcely evident between these phases and comprised only marginally more than 1% of the total. The two illustrated pieces, both from Phase 5, were 407 (Farmer phase II) and 408 (Farmer phase I). Only a small amount of pottery was imported from the Continent during these phases, in total 6%. Of this 2½% was of French origin and the remaining 3½% was almost exclusively Low Countries grey cooking ware.

The dramatic change in land use at 42 St Paul Street in Phases 7-10 was also marked by a change in the balance of the pottery. Between these phases the local pottery industry flourished and local wares accounted for 36% of the pottery found. New local fabrics appeared, particularly Fabric 3 which included the greatest variety of different forms. The E coast Scottish gritty wares continued to be imported throughout this period but their decline in popularity was evident as they only amounted to 18% of the total.

During these phases the importation of Scarborough products into Aberdeen was at its height, amounting to 23% of the total. As this is a sizeable corpus of Scarborough ware some general comments can be made. Farmer (1979) divided the Scarborough products into two fabrics (phase I and II) and advanced arguments to date his phase I pottery to between the mid-12th century and 1225 and his phase II pottery to between 1225 and 1350. In Aberdeen, on the St Paul Street site, the amount of Farmer's phase I (Fabric 18) that was found was small (Table 24) and when it did occur it was found in the same contexts as Farmer's phase II (Fabric 19), that is almost exclusively between phases 7-10, with some residual material in Phase 11. As the dating suggested by Farmer

for his Phase I pottery would accord generally with the apparent date range of Phases 2-6 at 42 St Paul Street (based on Developed Stamford ware), it seems odd that more of this earlier Scarborough ware did not reach Aberdeen during this period; that contact then existed between Aberdeen and the Yorkshire area is attested by the presence in these phases of other Yorkshire wares (Fabric 20). On the Aberdeen evidence as it stands, therefore, it would appear that Farmer's dating of the Scarborough phase I (Fabric 18) is not applicable in this area of Scotland. Future research will show whether this is true throughout the rest of Scotland.

Continental imports also increase during this period and cumulatively amount to 11% equally divided between the Low Countries and France. The French imports are almost all Rouen-type wares, while the Low Countries imports during these phases were almost all glazed wares of Aardenburgh type.

It is possible to suggest a date range for Phases 2-10 on the St Paul Street site extending from the mid-12th century to the mid-14th century. The mid to late 12th-century dating of the earliest phases on the site is suggested by the presence of Developed Stamford ware (Fabric 21). Rouen-type wares occurring in Phases 7 and 8 could date to the late 13th century and it is also in these phases that the Scarborough wares began to make an impact. By Phases 9-10 the Scarborough wares (Fabrics 18, 19) were at their peak and probably date these phases to the early to mid-14th century. The occurrence of a Low Countries hump-shouldered jug (637) in Phase 10, dated by Verhaeghe to around the middle of the 14th century, would support this dating.

Clearly, therefore, we are now in a position to identify some of the trends of medieval ceramic in Scotland; the imminent publication of comparable sites such as those in Perth and Inverness may confirm the Aberdeen evidence.

Table 20. Minimum vessel count: Queen Street Midden Area

Fabric	No of vessels (rims)	Fabric	No of vessels (rims)
1	0	21	0
2	1	22	3
3	1	23	1
4	1	24	1
5	1	25	1
6	3	26	5
7	11	27	0
8	0*	28	0
9	1	29	0
10	0	30	1
11	1	31	1
12	5	32	0
13	16	33	0
14	0	34	1
15	27	35	0
16	1	36	0
17	1	37	16
18	0	38	1
19	8	39	0
20	1	40	1
		41	0

Total rims: 111. Asterisk denotes fabric present but no rims.

Table 21. Minimum vessel count: 12-26 Broad Street

Fabric	No of vessels (rims)	Fabric	No of vessels (rims)
1	0	21	0
2	1	22	1
3	1	23	0
4	0	24	1
5	5	25	0
6	10	26	2
7	6	27	0
8	0	28	1
9	0	29	0
10	0	30	0
11	1	31	0
12	2	32	1
13	4	33	0
14	0	34	0
15	8	35	0
16	0	36	0
17	0	37	5
18	0*	38	0
19	0*	39	0
20	2	40	0
		41	0

Total rims: 51. Asterisk denotes fabric present but no rims.

Table 22. Minimum vessel count: 42 St Paul Street

Fabric	No of vessels (rims)	Fabric	No of vessels (rims)
1	1	21	3
2	10	22	18
3	50	23	1
4	0	24	0*
5	13	25	0
6	10	26	0
7	4	27	0*
8	4	28	1
9	1	29	6
10	5	30	3
11	0	31	2
12	24	32	5
13	38	33	7
14	9	34	0*
15	15	35	4
16	0	36	0
17	0	37	10
18	8	38	1
19	38	39	1
20	18	40	0
		41	1

Total rims: 311. Asterisk denotes fabric present but no rims.

Table 23. Fabric index of illustrated sherds: all sites (except Shore Brae)

Fabric	Illustrated sherds
Local	
1	423
2	46, 113, 167, 245, 301, 347-9, 416-417, 477, 524-527, 632, 758
3	146, 189-190, 247, 268-269, 272-273, 284, 287, 289-290, 293, 295-296, 303, 305, 307, 311, 426, 455, 481-485, 511, 533-549, 551-555, 643-661, 721-729, 753-756, 762-765, 771-773, 786, 789-790, 794-799, 810-811
4	29
5	9, 139, 145, 162, 185-186, 191-197, 213-219, 233-235, 240, 243-244, 276-283, 288, 556-559, 665-673, 730, 816
6	45, 63-64, 134, 142-144, 161, 170, 172-173, 183-184, 292, 297, 309, 353-355, 376-377, 380, 412-415
7	1-8, 42-44, 59-62, 65, 131, 133, 140-141, 171, 181, 188, 286, 298, 313, 319, 478-479, 531-532, 788, 812, 819
8	18-19, 41, 199, 236, 310, 333, 442, 578-580, 664, 731, 766, 780, 783-784, 791
Possibly local	
9	125, 226-227, 285, 294, 308, 595, 662, 703-704, 757
10	198, 663, 701-702, 743-744, 768, 779, 785
Perth	
11	17, 152
E coast Scottish gritty wares	
12	40, 95-97, 119, 129, 149-150, 321-327, 335, 344, 357-360, 364-366, 384, 399-400, 441, 457, 460-465, 476, 512, 521-523, 627, 631, 720
13	24-26, 34, 86-94, 98, 101-102, 115, 148, 151, 166, 180, 302, 304, 317, 320, 334, 346, 361-363, 373-375, 395-398, 409-411, 429-440, 466-475, 513-520, 628-630, 769-770, 818
14	369-372, 427, 530, 619-624
15	32-33, 35-39, 54-56, 69-85, 135-138, 147, 165, 174-175, 300, 314-315, 341-343, 345, 367-368, 387-394, 458-459, 528-529, 625-626
16	116
Possible Scottish	
17	99-100
Scarborough ware	
18	132, 153-154, 205, 229, 263, 271, 274, 408, 610, 675, 695, 699, 737-742, 775, 792
19	11-16, 57, 121, 126-127, 176, 187, 200-204, 206-211, 222-225, 228, 237-239, 246, 248-262, 264-267, 407, 447-454, 488-496, 597-609, 611-618, 676-694, 696-698, 700, 736
Yorkshire wares	
20	10, 120, 122-123, 155, 177, 312, 356, 385-386, 403-406, 443-446, 497-503, 582-592, 674, 719, 732-735, 759, 809
Developed Stamford ware	
21	337, 339-340, 596, 718, 751
E Anglian	
22	20, 22, 49, 110, 179, 316, 318, 350-352, 378-379, 401-402, 418-421, 572-573, 638-642
23	28, 306, 510, 594
Possibly E Anglian	
24	117, 168, 422
25	31, 124
S English Shelly ware	
26	66-68, 111-112, 169, 182, 299
S English	
27	571
French wares	
28	164, 713, 823
29	242, 270, 338, 382-383, 508-509, 581, 714-717, 750, 767
30	58, 275, 456, 504-507, 749
Rhenish	
31	27, 332, 425, 486, 712, 745

## Low Countries

22-23, 24, 25, 26, 27, 28, 29, 30, 31, 32, 33, 34, 35, 36, 37, 38, 39, 40, 41, 42, 43, 44, 45, 46, 47, 48, 49, 50, 51, 52, 53, 54, 55, 56, 57, 58, 59, 60, 61, 62, 63, 64, 65, 66, 67, 68, 69, 70, 71, 72, 73, 74, 75, 76, 77, 78, 79, 80, 81, 82, 83, 84, 85, 86, 87, 88, 89, 90, 91, 92, 93, 94, 95, 96, 97, 98, 99, 100, 101, 102, 103, 104, 105, 106, 107, 108, 109, 110, 111, 112, 113, 114, 115, 116, 117, 118, 119, 120, 121, 122, 123, 124, 125, 126, 127, 128, 129, 130, 131, 132, 133, 134, 135, 136, 137, 138, 139, 140, 141, 142, 143, 144, 145, 146, 147, 148, 149, 150, 151, 152, 153, 154, 155, 156, 157, 158, 159, 160, 161, 162, 163, 164, 165, 166, 167, 168, 169, 170, 171, 172, 173, 174, 175, 176, 177, 178, 179, 180, 181, 182, 183, 184, 185, 186, 187, 188, 189, 190, 191, 192, 193, 194, 195, 196, 197, 198, 199, 200, 201, 202, 203, 204, 205, 206, 207, 208, 209, 210, 211, 212, 213, 214, 215, 216, 217, 218, 219, 220, 221, 222, 223, 224, 225, 226, 227, 228, 229, 230, 231, 232, 233, 234, 235, 236, 237, 238, 239, 240, 241, 242, 243, 244, 245, 246, 247, 248, 249, 250, 251, 252, 253, 254, 255, 256, 257, 258, 259, 260, 261, 262, 263, 264, 265, 266, 267, 268, 269, 270, 271, 272, 273, 274, 275, 276, 277, 278, 279, 280, 281, 282, 283, 284, 285, 286, 287, 288, 289, 290, 291, 292, 293, 294, 295, 296, 297, 298, 299, 300, 301, 302, 303, 304, 305, 306, 307, 308, 309, 310, 311, 312, 313, 314, 315, 316, 317, 318, 319, 320, 321, 322, 323, 324, 325, 326, 327, 328, 329, 330, 331, 332, 333, 334, 335, 336, 337, 338, 339, 340, 341, 342, 343, 344, 345, 346, 347, 348, 349, 350, 351, 352, 353, 354, 355, 356, 357, 358, 359, 360, 361, 362, 363, 364, 365, 366, 367, 368, 369, 370, 371, 372, 373, 374, 375, 376, 377, 378, 379, 380, 381, 382, 383, 384, 385, 386, 387, 388, 389, 390, 391, 392, 393, 394, 395, 396, 397, 398, 399, 400, 401, 402, 403, 404, 405, 406, 407, 408, 409, 410, 411, 412, 413, 414, 415, 416, 417, 418, 419, 420, 421, 422, 423, 424, 425, 426, 427, 428, 429, 430, 431, 432, 433, 434, 435, 436, 437, 438, 439, 440, 441, 442, 443, 444, 445, 446, 447, 448, 449, 450, 451, 452, 453, 454, 455, 456, 457, 458, 459, 460, 461, 462, 463, 464, 465, 466, 467, 468, 469, 470, 471, 472, 473, 474, 475, 476, 477, 478, 479, 480, 481, 482, 483, 484, 485, 486, 487, 488, 489, 490, 491, 492, 493, 494, 495, 496, 497, 498, 499, 500, 501, 502, 503, 504, 505, 506, 507, 508, 509, 510, 511, 512, 513, 514, 515, 516, 517, 518, 519, 520, 521, 522, 523, 524, 525, 526, 527, 528, 529, 530, 531, 532, 533, 534, 535, 536, 537, 538, 539, 540, 541, 542, 543, 544, 545, 546, 547, 548, 549, 550, 551, 552, 553, 554, 555, 556, 557, 558, 559, 560, 561, 562, 563, 564, 565, 566, 567, 568, 569, 570, 571, 572, 573, 574, 575, 576, 577, 578, 579, 580, 581, 582, 583, 584, 585, 586, 587, 588, 589, 590, 591, 592, 593, 594, 595, 596, 597, 598, 599, 600, 601, 602, 603, 604, 605, 606, 607, 608, 609, 610, 611, 612, 613, 614, 615, 616, 617, 618, 619, 620, 621, 622, 623, 624, 625, 626, 627, 628, 629, 630, 631, 632, 633, 634, 635, 636, 637, 638, 639, 640, 641, 642, 643, 644, 645, 646, 647, 648, 649, 650, 651, 652, 653, 654, 655, 656, 657, 658, 659, 660, 661, 662, 663, 664, 665, 666, 667, 668, 669, 670, 671, 672, 673, 674, 675, 676, 677, 678, 679, 680, 681, 682, 683, 684, 685, 686, 687, 688, 689, 690, 691, 692, 693, 694, 695, 696, 697, 698, 699, 700, 701, 702, 703, 704, 705, 706, 707, 708, 709, 710, 711, 712, 713, 714, 715, 716, 717, 718, 719, 720, 721, 722, 723, 724, 725, 726, 727, 728, 729, 730, 731, 732, 733, 734, 735, 736, 737, 738, 739, 740, 741, 742, 743, 744, 745, 746, 747, 748, 749, 750, 751, 752, 753, 754, 755, 756, 757, 758, 759, 760, 761, 762, 763, 764, 765, 766, 767, 768, 769, 770, 771, 772, 773, 774, 775, 776, 777, 778, 779, 780, 781, 782, 783, 784, 785, 786, 787, 788, 789, 790, 791, 792, 793, 794, 795, 796, 797, 798, 799, 800, 801, 802, 803, 804, 805, 806, 807, 808, 809, 810, 811, 812, 813, 814, 815, 816, 817, 818, 819, 820, 821, 822, 823, 824, 825, 826, 827, 828, 829, 830, 831, 832, 833, 834, 835, 836, 837, 838, 839, 840, 841, 842, 843, 844, 845, 846, 847, 848, 849, 850, 851, 852, 853, 854, 855, 856

## Unidentified

38	130, 336
39	593, 752

## Proto-stoneware

40	128
----	-----

## Stoneware

41 760-761

### Post-medieval wares

776-778, 781-782, 787, 800-808, 813-815, 817, 820-822

Table 24. Fabric by phase as a percentage of the fabric total (by weight): 42 St Paul Street

Phase Fabric	2	3	4	5	6	7	8	9	10	11	12	Total Weight
1	—	—	—	—	—	100	—	—	—	—	—	272.5 g
2	—	24.97	6.87	—	—	10.37	18.45	11.15	12.64	11.10	4.45	831.4 g
3	0.06	0.07	—	0.21	0.03	2.63	3.08	20.22	36.15	35.17	2.37	15622.1 g
4	—	—	—	—	—	—	20.75	53.98	25.26	—	—	66.5 g
5	—	0.45	1.18	0.16	—	2.21	5.45	36.67	50.71	4.17	0.03	2393.7 g
6	—	24.46	22.14	5.79	3.23	23.32	4.56	4.29	9.53	2.69	—	740.9 g
7	—	—	—	—	—	3.28	9.80	76.56	5.57	0.64	4.15	1398.6 g
8	—	2.40	—	—	—	9.23	2.22	28.75	42.58	14.80	—	1295.1 g
9	—	2.08	—	1.53	—	0.94	3.95	14.47	56.77	0.73	19.54	1212.1 g
10	—	—	—	—	—	35.82	1.05	17.38	25.86	17.63	2.25	1049.3 g
11	—	—	—	—	—	—	—	—	—	—	—	—
12	0.61	5.09	16.77	8.57	0.43	11.46	18.83	20.06	13.42	4.76	—	7635.4 g
13	0.45	6.50	14.80	14.04	5.89	16.84	16.92	18.50	5.88	0.19	—	4168.9 g
14	—	—	30.77	21.84	1.13	4.92	6.79	8.68	18.92	6.95	—	503.7 g
15	1.89	7.74	23.34	22.68	—	6.29	14.06	12.43	3.47	8.10	—	3319.8 g
16	—	—	—	—	—	—	—	—	—	—	—	—
17	—	—	—	—	—	—	—	—	—	—	—	—
18	—	—	—	2.37	0.11	0.07	0.15	6.05	30.50	59.46	1.29	2261.6 g
19	0.02	0.21	0.09	0.29	0.02	6.53	6.18	31.20	47.49	7.65	0.33	11481.3 g
20	0.08	2.77	3.44	1.02	—	28.40	16.79	28.86	9.81	7.24	1.06	3935.6 g
21	18.51	43.94	—	—	—	—	—	15.77	17.69	4.09	—	208 g
22	—	3.23	20.30	8.04	—	8.03	25.59	17.27	15.73	1.82	—	2193.4 g
23	—	—	13.52	28.83	—	—	41.07	16.58	—	—	—	156.8 g
24	—	3.77	3.40	5.03	6.23	30.03	5.64	23.11	17.18	5.15	—	835.3 g
25	—	—	—	—	—	—	—	—	—	—	—	—
26	—	—	—	—	—	—	—	—	—	—	—	—
27	—	11.71	2.55	20.87	—	1.43	—	36.02	17.59	9.83	—	447.5 g
28	—	—	—	—	—	—	—	—	100	—	—	42.8 g
29	—	—	—	6.19	—	10.22	12.54	10.25	45.42	15.39	—	305.4 g
30	—	5.37	4.53	2.51	—	24.13	18.84	15.45	25.24	3.92	—	262.7 g
31	—	—	10.18	—	—	19.14	16.34	7.47	18.30	28.57	—	107.1 g
32	—	—	—	—	—	22.51	—	26.98	40.94	9.57	—	266.5 g
33	—	—	—	5.78	—	9.38	—	11.99	45.83	27.01	—	211.0 g
34	1.89	1.94	1.35	—	—	1.22	4.56	19.13	8.83	59.74	1.33	1213.9 g
35	—	—	—	—	—	—	—	59.45	40.55	—	—	32.8 g
36	—	—	—	—	—	100	—	—	—	—	—	20.5 g
37	—	—	12.74	—	—	0.95	1.94	31.94	50.83	1.60	—	1004.1 g
38	—	100	—	—	—	—	—	—	—	—	—	3.1 g
39	—	—	—	—	—	—	—	8.72	69.91	18.93	2.45	355.6 g
40	—	—	—	—	—	—	—	—	—	—	—	—
41	—	—	0.53	—	—	—	—	—	36.14	11.78	51.55	380.2 g
Total												c 66,531 g



## THE CATALOGUE

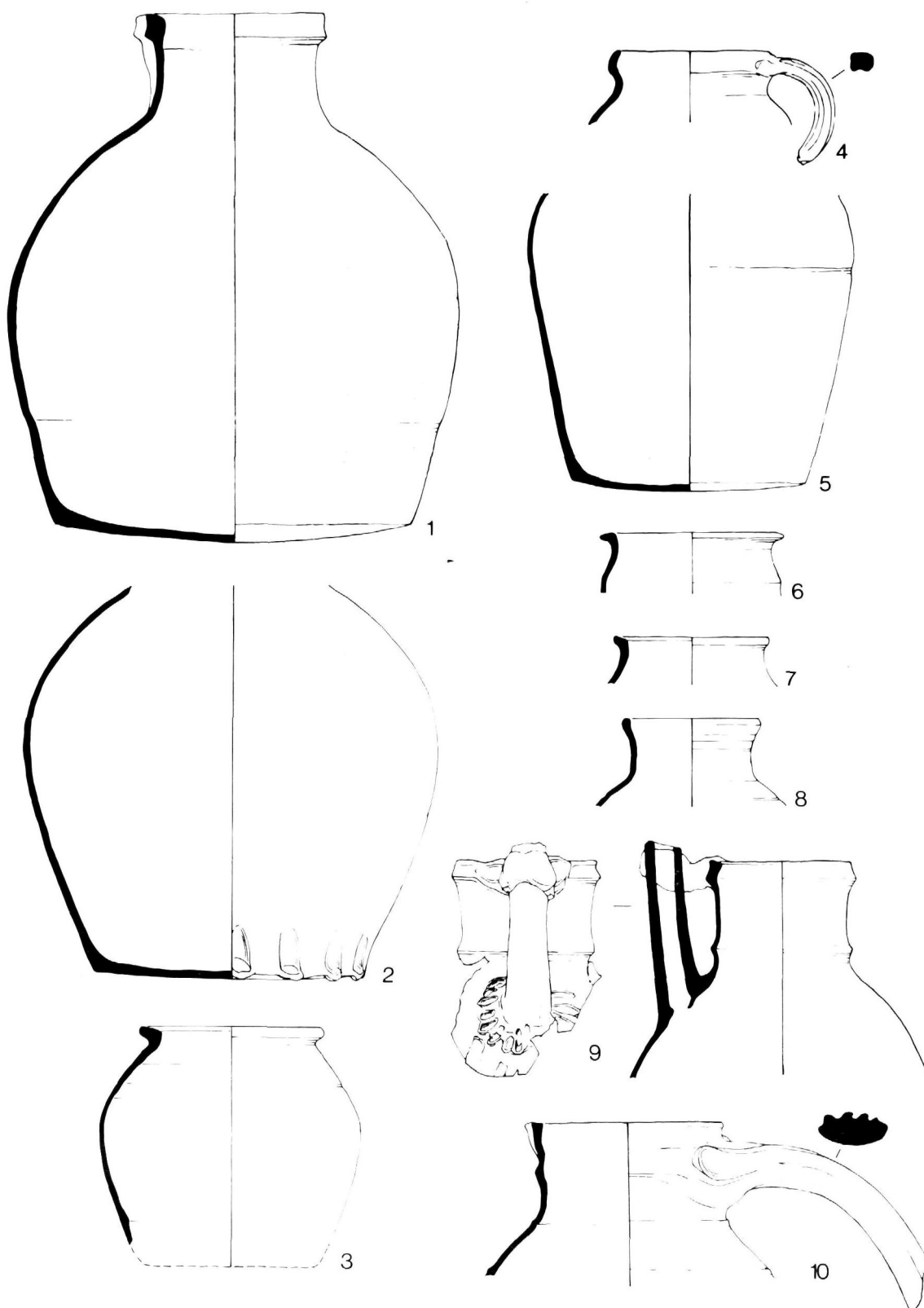
## QUEEN STREET MIDDEN AREA

## Phase I (Ill 68-71)

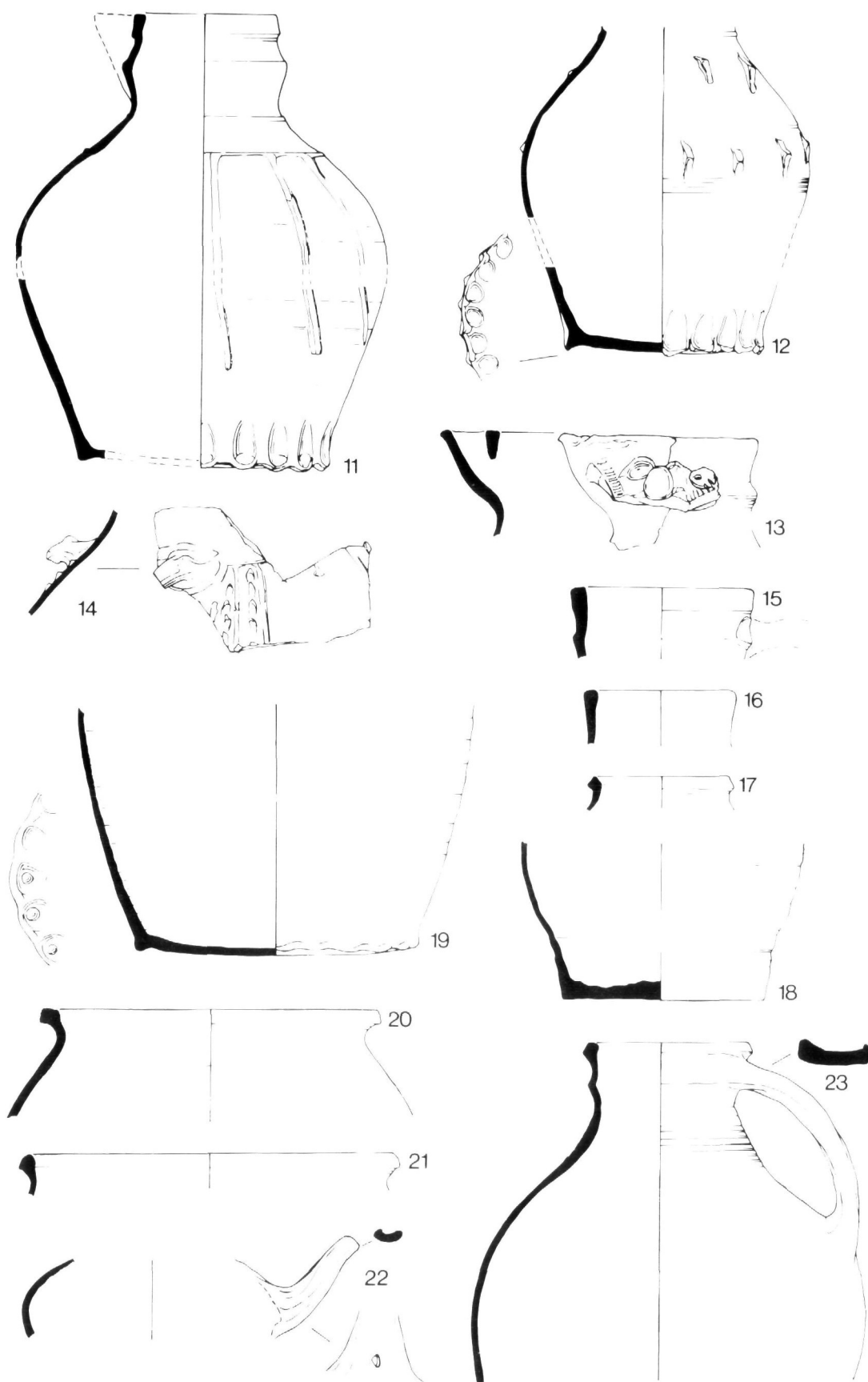
- 1 Jug. Finger pinched spout. Stacking scar on base. Fabric 7. External brown glaze on neck and shoulder, white internal slip. Context FN57.
- 2 Jug. Thumb impressed base. Fabric 7. External brown glaze on shoulder, white internal slip. Context FN57.
- 3 Cooking pot. Fabric 7. White slip on both surfaces and sooted exterior. Context FN57.
- 4 Rim and handle fragment from small jug (?) Fabric 7. Context FN57.
- 5 Jug fragment. Fabric 7. White slip on interior and green/brown glaze over white slip on upper exterior. Context FN57.
- 6 Cooking pot. Fabric 7. Sooted exterior. Context FN57.
- 7 Cooking pot. Fabric 7. Sooted exterior. Context FN57.
- 8 Jug rim fragment. Fabric 7. Context FN57.
- 9 Tubular bridge spout, finger impressed around base, from a jug. Fabric 5. External brown glaze over white slip and pellet decoration. Context FN57.
- 10 Jug fragment, ribbed strap handle, finger pinched spout. Fabric 20. External light green glaze. Context FN57.
- 11 Bridge spouted jug, thumb impressed base. Fabric 19. External green glaze on neck and shoulder, applied vertical strips for decoration. Context FN57.
- 12 Jug, thumb impressed base. Fabric 19. External green glaze, applied pellets on shoulder. Context FN57.
- 13 Rim fragment with bridge spout from face-mask jug. Fabric 19. Badly abraded. Context FN57.
- 14 Body sherd with arm fragment (?) Fabric 19. Applied alternate vertical bands of strips and scales. Lustrous green glaze. Context FN57.
- 15 Jug rim. Fabric 19. Lustrous green glaze. Context FN57.
- 16 Jug rim. Fabric 19. Lustrous green glaze. Context FN57.
- 17 Cooking pot rim. Fabric 11. Context FN57.
- 18 Jug base. Fabric 8. Traces of external glaze. Context FN57.
- 19 Large fragment of jug base. Fabric 8. Blobs of lead have run into thumb impressions on base. Context FN57.
- 20 Cooking pot rim. Fabric 22. Context FN57.
- 21 Cooking pot rim. Fabric 37. Context FN57.
- 22 Handle, possibly from a skillet. Fabric 22. External green glaze. Context FN57.
- 23 Jug. Fabric 37. Prominent neck rilling. Decomposed brown glaze. Context FN57.
- 24 Jug. Fabric 13. External green/brown glaze on upper half. Context FN57.
- 25 Cooking pot rim, finger impressed. Fabric 13. Context FN57.
- 26 Cooking pot rim. Fabric 13. Sooted exterior. Context FN57.
- 27 Fragments of blue-grey ladle. Fabric 31. Context FN57.
- 28 Jug, neck with rows of horizontal stabbing. Fabric 23. Context FN57.
- 29 Cooking pot rim. Fabric 4. Sooted exterior. Context FN57.
- 30 Cooking pot rim. Fabric 37. Context FN57.
- 31 Baluster jug, thumb impressed base, finger pinched spout. Fabric 25. Vertical columns of applied pellets. White slip on exterior and badly decomposed glaze. Context FN57.
- 32 Rim from straight sided cooking pot. Fabric 15. Context FN57.
- 33 Jug rim. Fabric 15. Context FN57.
- 34 Jug rim. Fabric 13. Context FN57.
- 35 Cooking pot rim. Fabric 15. Context level 5.
- 36 Cooking pot rim. Fabric 15. Context level 5.
- 37 Jug rim, finger pinched spout. Fabric 15. Splashes of yellow glaze. Context FN22.
- 38 Rim of straight sided cooking pot. Fabric 15. Context FN22.
- 39 Jug rim. Fabric 15. Pink wash on exterior. Context FN22.
- 40 Rim of straight sided cooking pot. Fabric 12. Context FN22.
- 41 Jug base, thumb impressed base. Fabric 8. Context FN17. Phase 4, out of sequence.
- 42 Jug. Fabric 7. Internal and external slip and patchy green/brown glaze on upper portion. Context FN30.
- 43 Cooking pot rim. Fabric 7. Sooted exterior. Context FN30.
- 44 Jug rim. Fabric 7. Decomposed external glaze over white slip. Context FN30.
- 45 Cooking pot. Fabric 6. Sooted exterior. Context FN13.
- 46 Cooking pot rim. Fabric 2. Sooted exterior. Context FN30.
- 47 Rim of bowl (?) Fabric 37. Context FN13.
- 48 Rim of bowl (?) Fabric 37. Context FN13.
- 49 Cooking pot rim. Fabric 22. Context FN13.
- 50 Rim, possibly of hump-shouldered jug. Fabric 37. Context FN13. (Verhaeghe 1970, fig 1).
- 51 Cooking pot rim. Fabric 37. Context FN30.
- 52 Flared cooking pot rim. Fabric 37. Context FN49. Phase 4, out of sequence.
- 53 Bowl rim. Fabric 37. Wavy line decoration along top of rim. Context FN30.
- 54 Rim with handle scar. Fabric 15. External green glaze. Context FN30.
- 55 Rim with strap handle attached. Fabric 15. External green glaze. Stacking scar on rim. Context FN30.
- 56 Cooking pot rim. Fabric 15. Sooted exterior. Context FN13.
- 57 Jug rim. Fabric 19. External green glaze. Context FN30.
- 58 Jug rim. Fabric 30. External pale yellow glaze. Context FN30.

## Phase 2 (Ill 72-74)

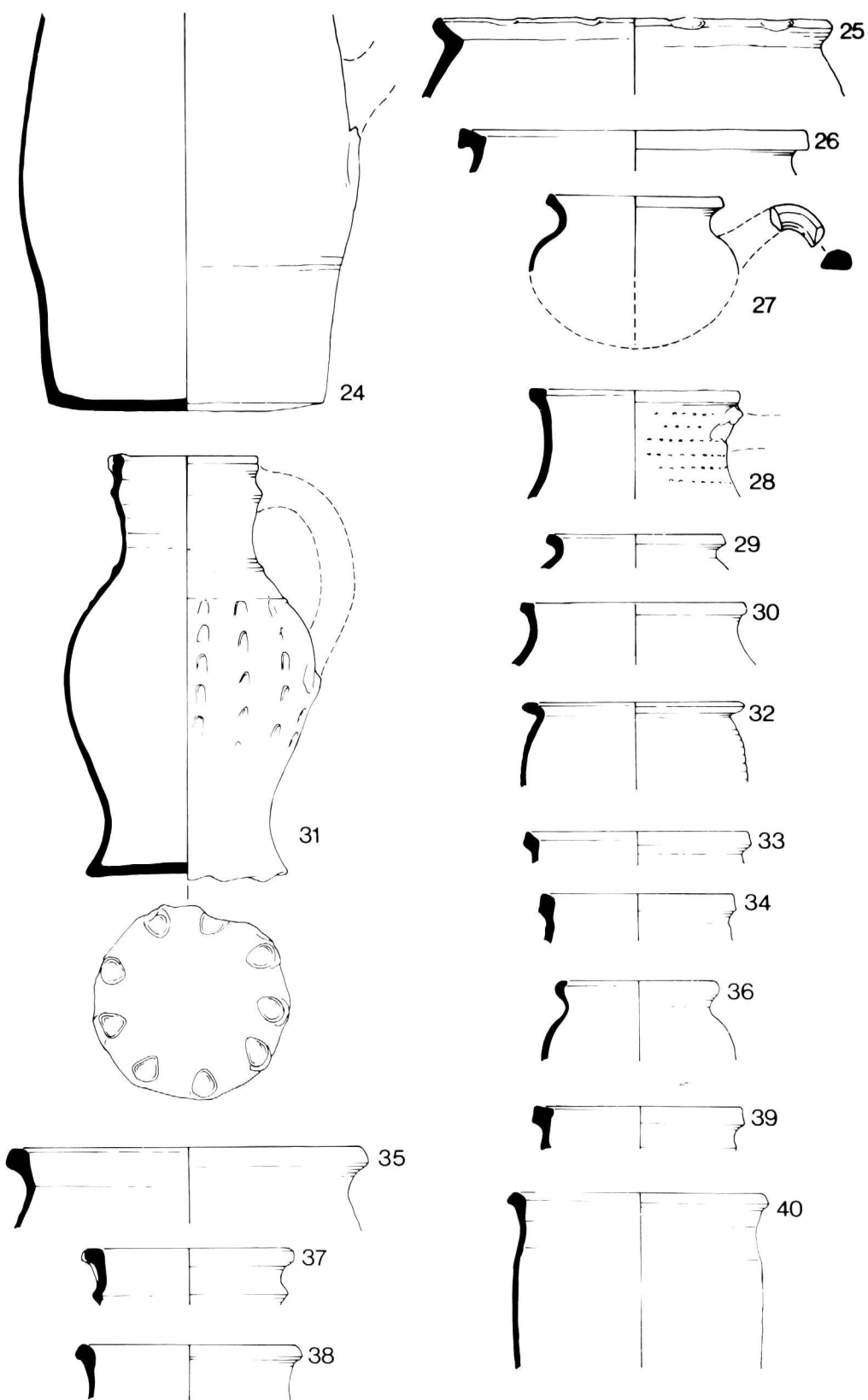
- 59 Jug. Fabric 7. Badly decomposed brown glaze on exterior. Context midden.
- 60 Small face sherd, possibly a lug handle. Fabric 7. Applied pads impressed in the centre to form eyes, a slashed mouth and an applied nose. Context midden.
- 61 Cooking pot rim. Fabric 7. Sooted exterior. Context midden.
- 62 Jug. Fabric 7. Badly abraded external brown glaze on upper half. Context midden.



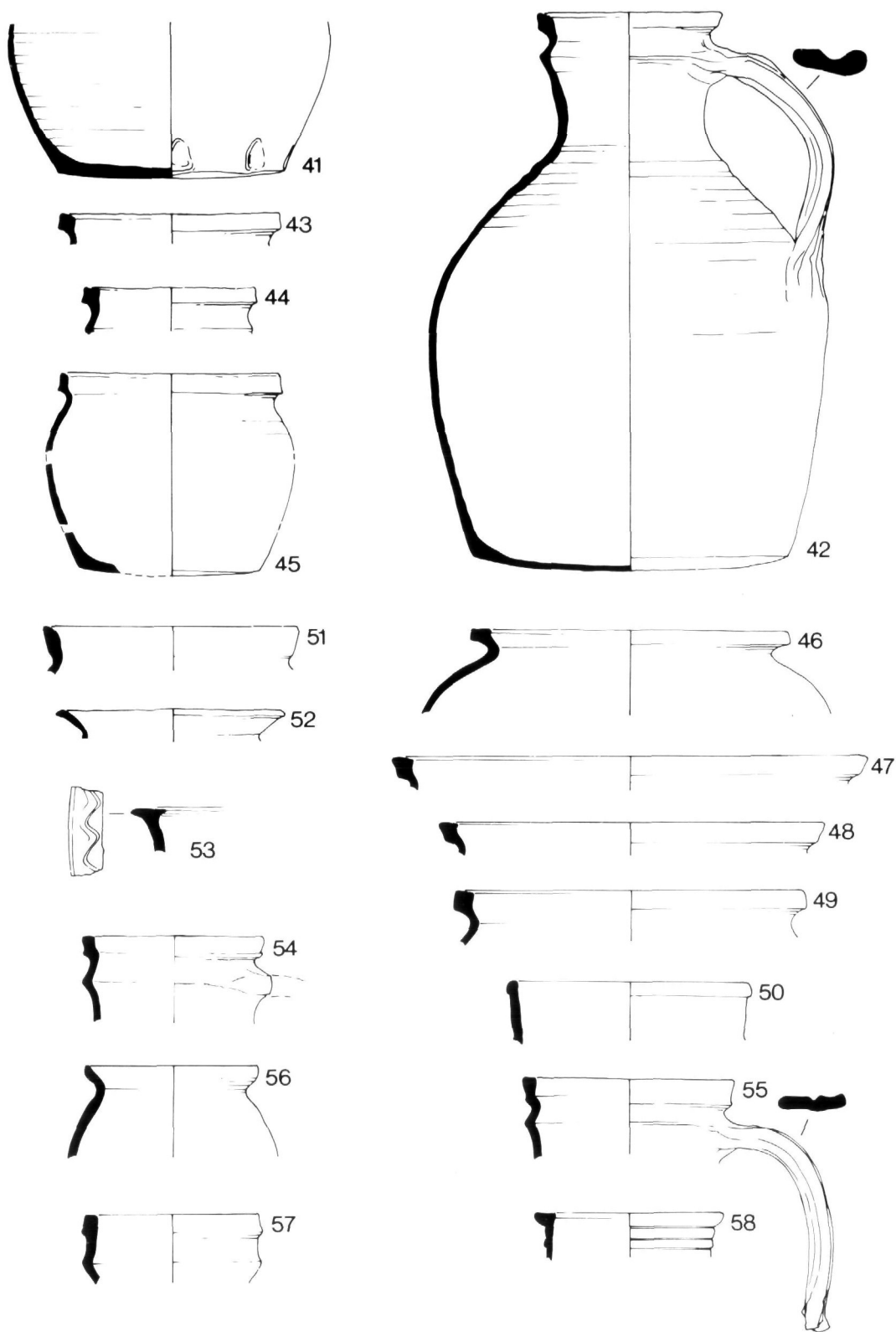
Ill 68 : Medieval pottery from Queen Street Midden Area. Scale 1/4



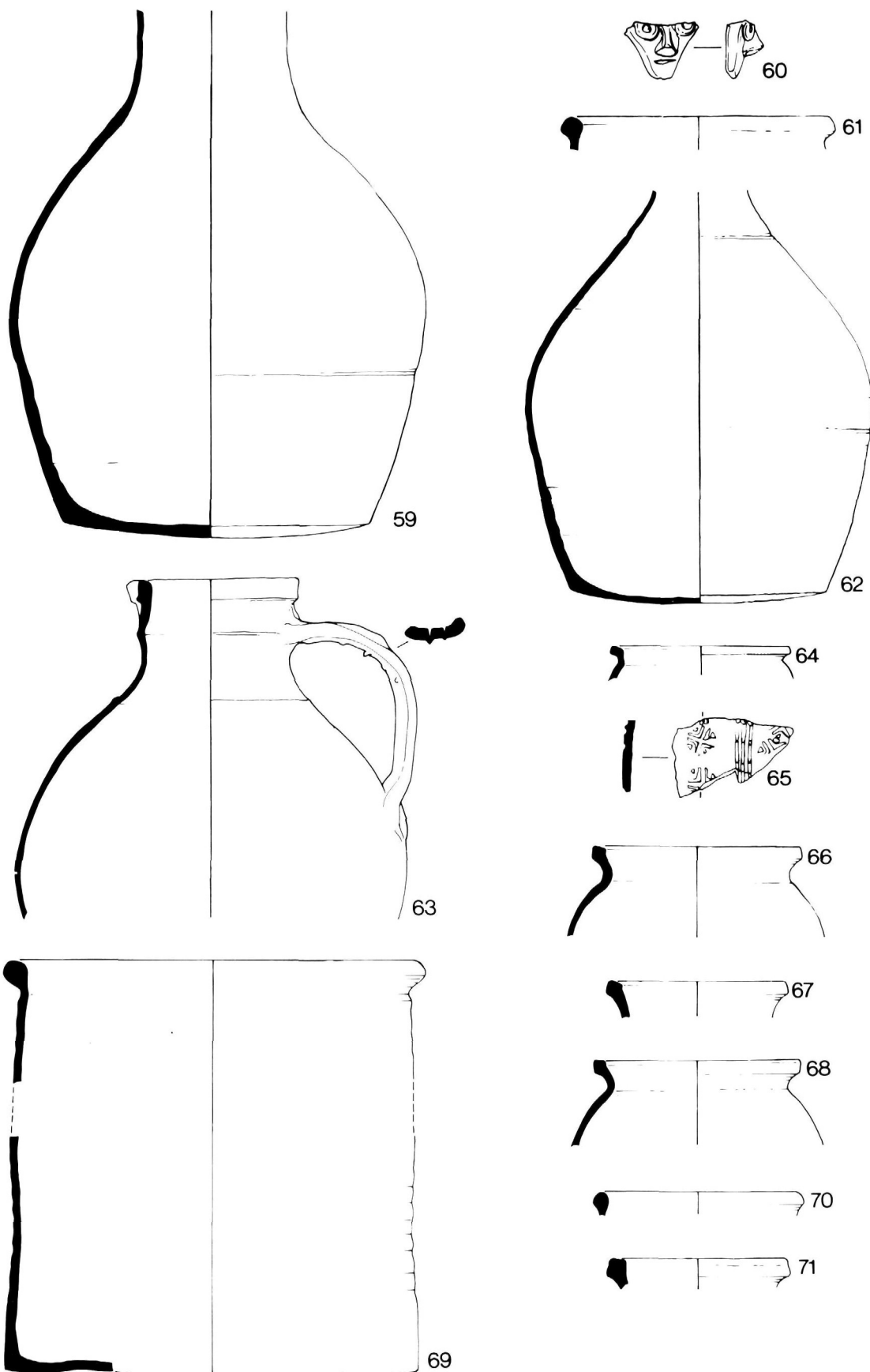
Ill 69 : Medieval pottery from Queen Street Midden Area. Scale 1/4



Ill 70 : Medieval pottery from Queen Street Midden Area. Scale 1/4

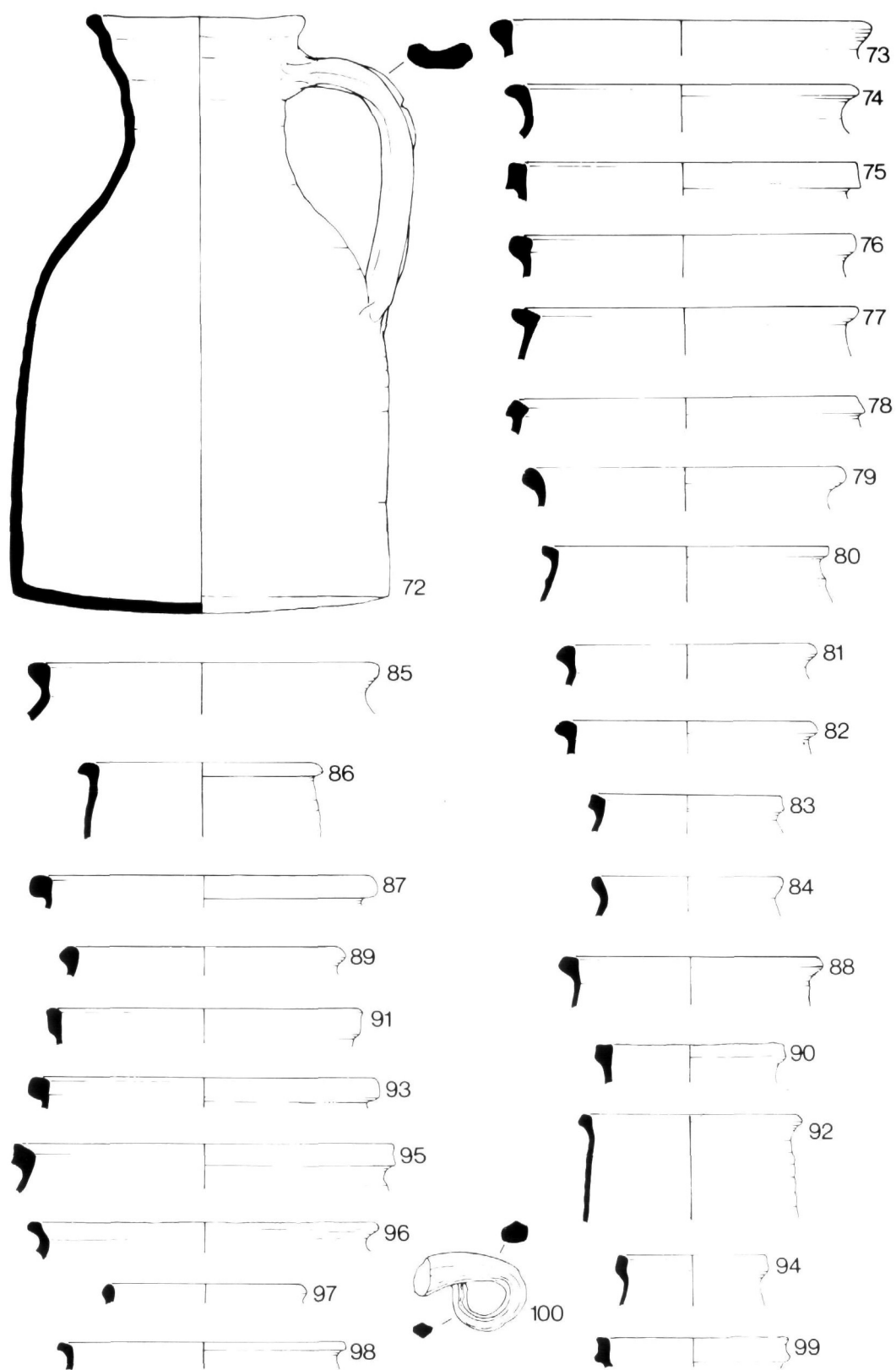


III 71 : Medieval pottery from Queen Street Midden Area. Scale 1/4

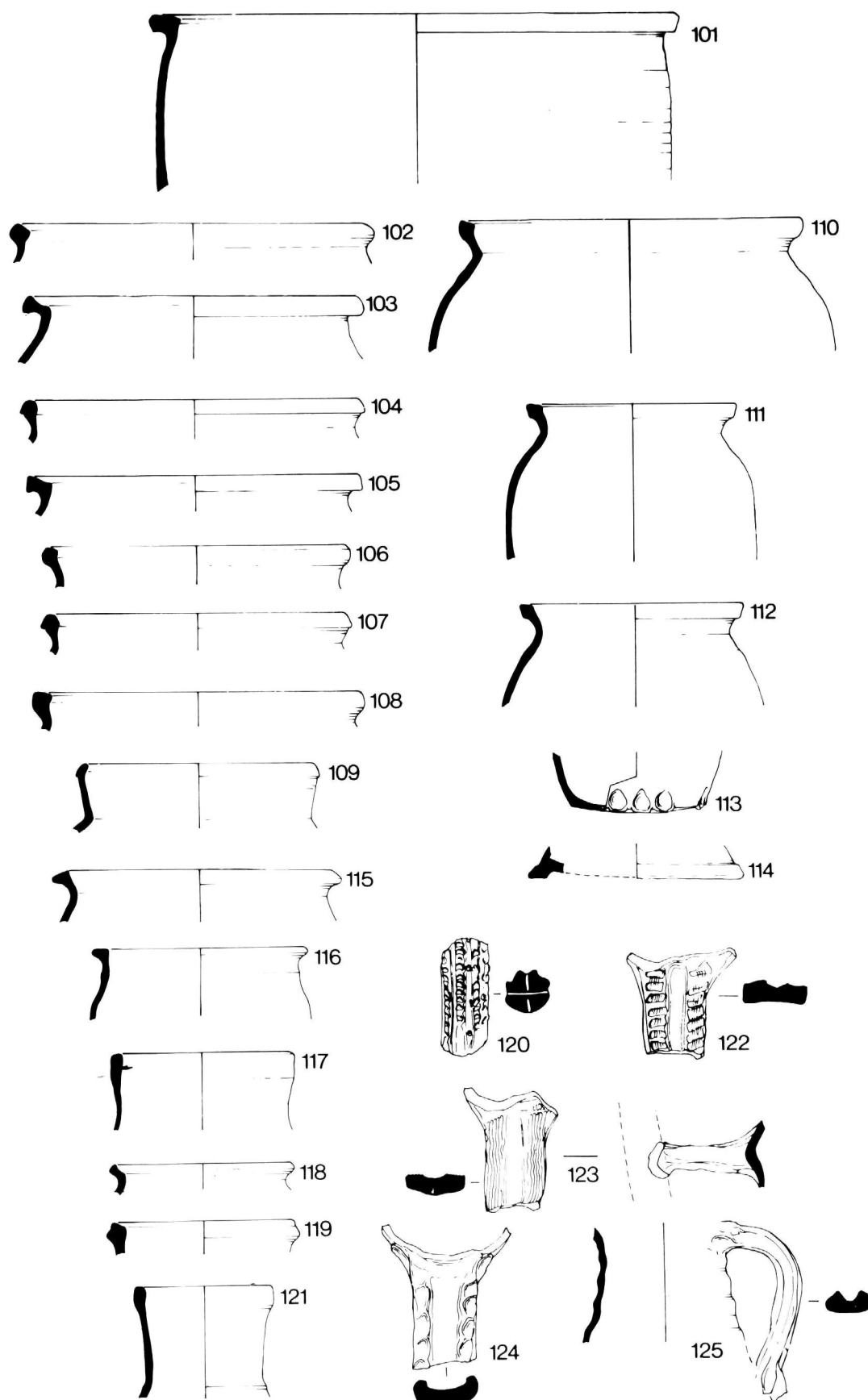


III 72 : Medieval pottery from Queen Street Midden Area. Scale 1/4 except 60 at 1/2



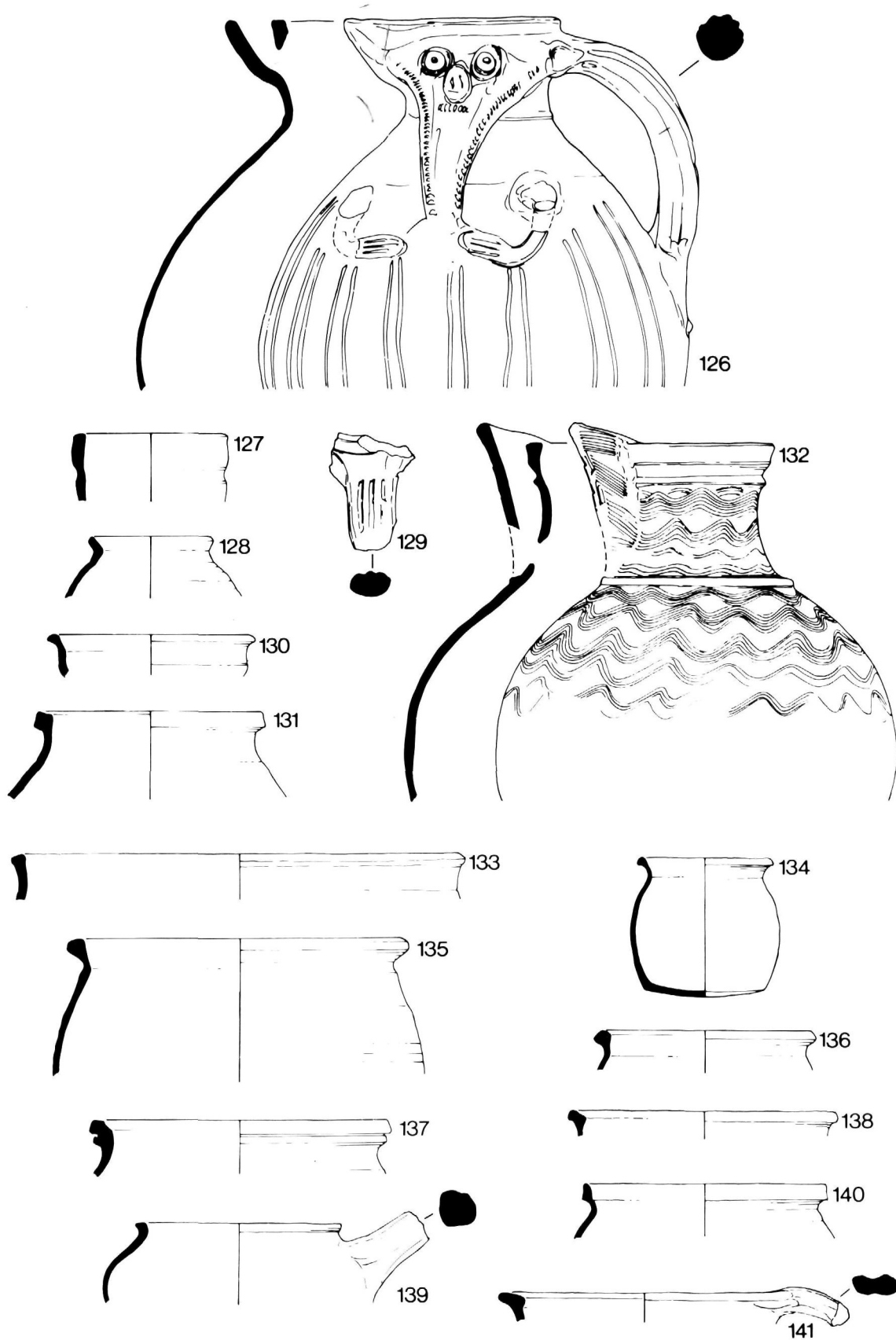


Ill 73 : Medieval pottery from Queen Street Midden Area. Scale 1/4

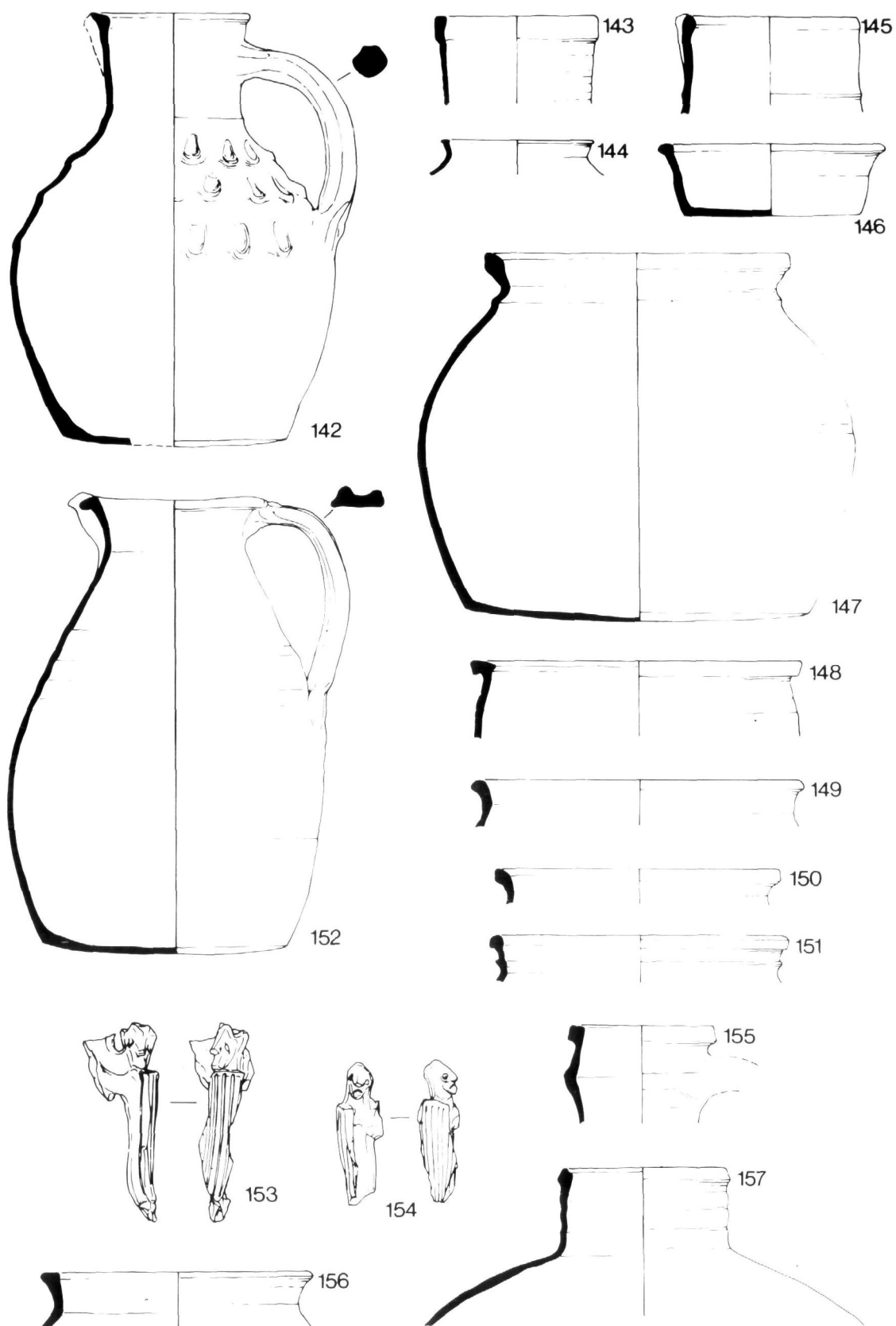


Ill 74 : Medieval pottery from Queen Street Midden Area. Scale 1/4

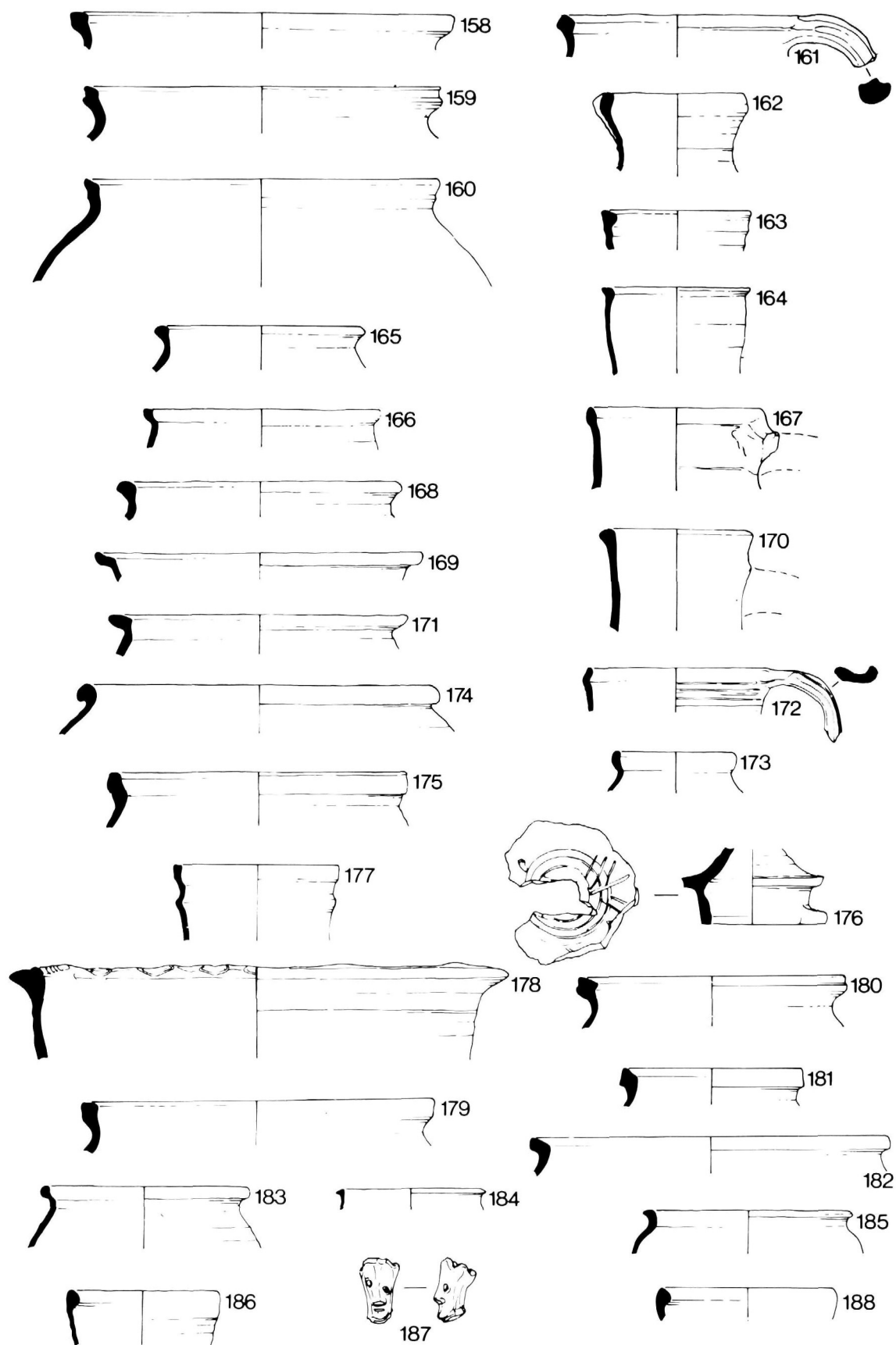
- 63 Upper half of jug, finger pinched spout. Fabric 6. External brown glaze over white slip. The handle is pierced by two columns of holes. Context midden.
- 64 Cooking pot rim. Fabric 6. Context midden.
- 65 Body sherds. Fabric 7. Decorated with vertical bands of 5 tooth comb stabbing and a stamp consisting of a cross with a small triangle in each corner. Traces of glaze on exterior. Context midden.
- 66 Cooking pot rim. Fabric 26. Same as 299. Context midden.
- 67 Jug rim. Fabric 26. Context midden.
- 68 Cooking pot rim. Fabric 26. Immediately prior to publication 68, 111, 112 were found to be parts of the same vessel. Context midden.
- 69 Large straight sided vessel. Fabric 15. Context midden.
- 70 Rim. Fabric 15. Context midden.
- 71 Rim. Fabric 15. External orange slip. Context midden.
- 72 Large jug with strap handle. Fabric 15. External yellow/green glaze. Context midden.
- 73 Cooking pot rim. Fabric 15. Burnt off-white surfaces. Context midden.
- 74 Cooking pot rim. Fabric 15. Context midden.
- 75 Cooking pot rim. Fabric 15. Context midden.
- 76 Cooking pot rim. Fabric 15. Context midden.
- 77 Cooking pot rim. Fabric 15. Context midden.
- 78 Cooking pot rim. Fabric 15. Context midden.
- 79 Cooking pot rim. Fabric 15. Sooted exterior. Context midden.
- 80 Cooking pot rim. Fabric 15. Sooted exterior. Context midden.
- 81 Cooking pot rim. Fabric 15. Sooted exterior. Context midden.
- 82 Cooking pot rim. Fabric 15. Sooted exterior. Context midden.
- 83 Cooking pot rim. Fabric 15. Context midden.
- 84 Cooking pot rim. Fabric 15. Context midden.
- 85 Cooking pot rim. Fabric 15. Burnt surfaces. Context midden.
- 86 Rim of straight sided cooking pot. Fabric 13. Sooted exterior. Context midden.
- 87 Cooking pot rim. Fabric 13. Context midden.
- 88 Rim of straight sided cooking pot. Fabric 13. Sooted exterior. Context midden.
- 89 Cooking pot rim. Fabric 13. Sooted exterior. Context midden.
- 90 Jug rim. Fabric 13. External pink slip. Context midden.
- 91 Cooking pot rim. Fabric 13. Sooted exterior. Context midden.
- 92 Straight sided cooking pot. Fabric 13. Sooted exterior. Context midden.
- 93 Cooking pot rim. Fabric 13. Context midden.
- 94 Cooking pot rim. Fabric 13. Sooted exterior. Context midden.
- 95 Cooking pot rim. Fabric 12. Context midden.
- 96 Cooking pot rim. Fabric 12. Context midden.
- 97 Cooking pot rim. Fabric 12. Context midden.
- 98 Cooking pot rim. Fabric 13. Context midden.
- 99 Jug rim. Fabric 17. Pale yellow slip and external glaze. Context midden.
- 100 Skillet or ladle handle. Fabric 17. Spots of glaze. Context midden.
- 101 Cooking pot. Fabric 13. Context midden.
- 102 Cooking pot rim. Fabric 13. Context midden.
- 103 Cooking pot rim. Fabric 37. Sooted exterior. Context midden.
- 104 Cooking pot rim. Fabric 37. Context midden.
- 105 Cooking pot rim. Fabric 37. Context midden.
- 106 Cooking pot rim. Fabric 37. Context midden.
- 107 Cooking pot rim. Fabric 37. Sooted exterior. Context midden.
- 108 Cooking pot rim. Fabric 37. Heavily sooted exterior. Context midden.
- 109 Rim of hump-shouldered jug. Fabric 37. Context midden. (Verhaeghe 1970, fig 1: 2)
- 110 Cooking pot rim. Fabric 22. Context midden.
- 111 Cooking pot rim. Fabric 26. Internal finger marks. See 68. Context midden.
- 112 Cooking pot rim. Fabric 26. Heavily sooted exterior. See 68. Context midden.
- 113 Base of small jug. Fabric 2. Thumbing consisting of three sets of three impressions. External green glaze. Context midden.
- 114 Basal angle sherd, possibly from a baluster jug. Fabric 33. Green glaze on base and orange glaze on the sides. Context midden.
- 115 Cooking pot rim. Fabric 13. Burnt surfaces. Context midden.
- 116 Cooking pot rim. Fabric 16. Burnt surfaces. Context midden.
- 117 Jug rim. Fabric 24. External green glaze. Context midden.
- 118 Rim. Fabric 34. Green glaze. Context midden.
- 119 Jug rim. Fabric 12. Traces of yellow glaze on exterior. Context midden.
- 120 Rod handle. Fabric 20. Green glaze. Four vertical lines of raised notches and a series of pierced holes. Context midden.
- 121 Jug rim and shoulder. Fabric 18. Lustrous green glaze. Context midden.
- 122 Strap strut from tubular spouted jug. Fabric 20. Mottled green/brown glaze. Fine pronged combing and slashing down each side. Context midden. (cf Rackham 1972, fig 51).
- 123 Strap strut from tubular spouted jug. Fabric 20. Light green glaze. Fine pronged combing down each side. Context midden. (cf Rackham 1972, fig 51).
- 124 Handle. Fabric 25. Green glaze. Thumbing down each side. Context midden.
- 125 Fragments including strap handle. Fabric 9. Possibly post-medieval. Lustrous green glaze. Context midden.
- Phase 3 (Ill 75)**
- 126 Face-mask jug. Fabric 19. Lustrous green glaze. Context FN26.
- 127 Jug rim. Fabric 19. Lustrous light and dark green glaze. Context FN26.
- 128 Rim. Fabric 40. Proto-stoneware, possibly Siegburg (cf Kings Lynn: Clarke and Carter 1977, fig 103: 1, 2). Context FN26.
- 129 Jug rim with rod handle. Fabric 12. Yellow/green glaze. Context FN26.
- Phase 2 (Ill 75)**
- 130 Rim. Fabric 38. Context midden.
- Phase 4 (Ill 75)**
- 131 Cooking pot. Fabric 7. Internal and external white slip and runs of purple/brown glaze on exterior. Context FN56.



Ill 75 : Medieval pottery from Queen Street Midden Area (126-131), 2-28 Queen Street Frontage (132) and 12-26 Broad Street, Phases 1-3 (133-141). Scale 1/4



Ill 76 : Medieval pottery from 12-26 Broad Street, Phase 3. Scale 1/4



Ill 77 : Medieval pottery from 12-26 Broad Street, Phases 3-5. Scale 1/4



## 2-28 QUEEN STREET FRONTAGE (Ill 75)

- 132 Bridge spouted jug. Fabric 18. Neck cordon and bands of combed wavy line decoration. External green glaze. Context FN14. (cf Rackham 1972, fig 57).

## 12-26 BROAD STREET

## Phase 1 (Ill 75)

- 133 Cooking pot rim. Fabric 7. Trench 2, Layer 20.  
134 Small pot. Fabric 6. Trench 1, Layer 31.  
135 Cooking pot. Fabric 15. Trench 3, Layer 25.  
136 Cooking pot rim. Fabric 15. Trench 2, Layer 16.  
137 Cooking pot rim. Fabric 15. Trench 1, Layer 31.

## Phase 2 (Ill 75)

- 138 Cooking pot rim. Fabric 15. Trench 1, Layer 28.

## Phase 3 (Ill 75-77)

- 139 Skillet rim with hollow handle fragment. Fabric 5. Sooted exterior. Trench 2, Layer 4.  
140 Rim. Fabric 7. Sooted exterior. Trench 1, Layer 27.  
141 Rim and handle. Fabric 7. Burnt surfaces. Trench 1, Layer 24.  
142 Rod handled jug. Fabric 6. External orange glaze. Three bands of finger impressed decoration on the shoulder. Trench 1, Layer 24.  
143 Jug rim. Fabric 6. Decomposed external glaze over white slip. Trench 3, Layer 8.  
144 Rim. Fabric 6. Heavy external red/brown glaze. Trench 1, Layer 24.  
145 Jug rim with finger pinched spout. Fabric 5. External green glaze and white slip. Trench 3, Layer 8.  
146 Small dish. Fabric 3. Internal dirty yellow glaze and sooted exterior. Trench 3, Layer 8.  
147 Cooking pot. Fabric 15. Traces of green glaze, sooted on base. Trench 1, Layer 27.  
148 Cooking pot rim. Fabric 13. Trench 1, Layer 27.  
149 Cooking pot rim. Fabric 12. Trench 3, Layer 22.  
150 Cooking pot rim. Fabric 12. Trench 1, Layer 27.  
151 Cooking pot rim. Fabric 13. Sooted exterior. Trench 1, Layer 27.  
152 Jug. Fabric 11. External green glaze over white slip. Trench 3, Layer 8.  
153 Knight jug fragment comprising crowned head and part of a shield. Fabric 18. Lustrous glaze. The head has pierced eyes, no mouth. Faces left. Trench 1, Layer 27.  
154 Knight jug head fragment. Fabric 18. Lustrous glaze. Pierced eyes and slashed mouth. Faces left. Trench 1, Layer 27.  
155 Jug rim with handle scar. Fabric 20. Pale green glaze. Trench 1, Layer 27.  
156 Cooking pot rim. Fabric 37. Trench 1, Layer 27.  
157 Neck and shoulder of hump-shouldered jug. Fabric 37. Trench 1, Layer 24. (Verhaeghe 1970, fig 1).  
158 Cooking pot rim. Fabric 37. Trench 3, Layer 8.  
159 Cooking pot rim. Fabric 37. Trench 3, Layer 8.  
160 Cooking pot rim. Fabric 37. Sooted exterior. Trench 1, Layer 27.  
161 Rim and handle. Fabric 6. Traces of glaze on handle. Trench 3, Layer 24.  
162 Jug rim with finger pinched spout. Fabric 5. Prominent rilling on neck, external green glaze. Trench 3, Layer 8.  
163 Rim. Fabric 32. Trench 1, Layer 5.

- 164 Jug rim and neck. Fabric 28. Glaze varying through pale grey and yellow to mottled green. Trench 1, Layer 27.  
165 Cooking pot rim. Fabric 15. Trench 1, Layer 27.  
166 Cooking pot rim. Fabric 13. Trench 3, Layer 8.  
167 Jug rim including handle scar. Fabric 2. External green glaze. Trench 1, Layer 24.  
168 Cooking pot rim. Fabric 24. Trench 3, Layer 8.  
169 Rim. Fabric 26. Trench 1, Layer 27.  
170 Jug rim with handle scar. Fabric 6. Trench 3, Layer 24.  
171 Cooking pot rim. Fabric 7. External green glaze. Trench 1, Layer 25.  
172 Rim with handle. Fabric 6. Decomposed external brown glaze. Trench 3, Layer 13.

## Phase 4 (Ill 77)

- 173 Cooking pot rim. Fabric 6. Brown glaze and sooted exterior. Trench 1, Layer 6.  
174 Cooking pot rim. Fabric 15. Trench 3, Layer 4.  
175 Cooking pot rim. Fabric 15. Trench 1, Layer 8.  
176 Jug lid. Fabric 19. Slashed decoration pointing to the locking lip. Trench 1, Layers 6 and 8.  
177 Jug rim. Fabric 20. External light green glaze. Trench 3, Layer 13.  
178 Cooking pot rim. Fabric 3? Traces of glaze, sooted exterior. The rim has been folded back and smoothed down and then a cording of clay has been laid along the inside lip and finger impressed. Trench 3, Layer 2.  
179 Cooking pot rim. Fabric 22. Trench 3, Layer 2.  
180 Cooking pot rim. Fabric 13. Sooted exterior. Trench 3, Layer 4.  
181 Cooking pot rim. Fabric 7. Sooted exterior. Trench 1, Layer 8.  
182 Cooking pot rim. Fabric 26. Sooted exterior. Trench 3, Layer 4.

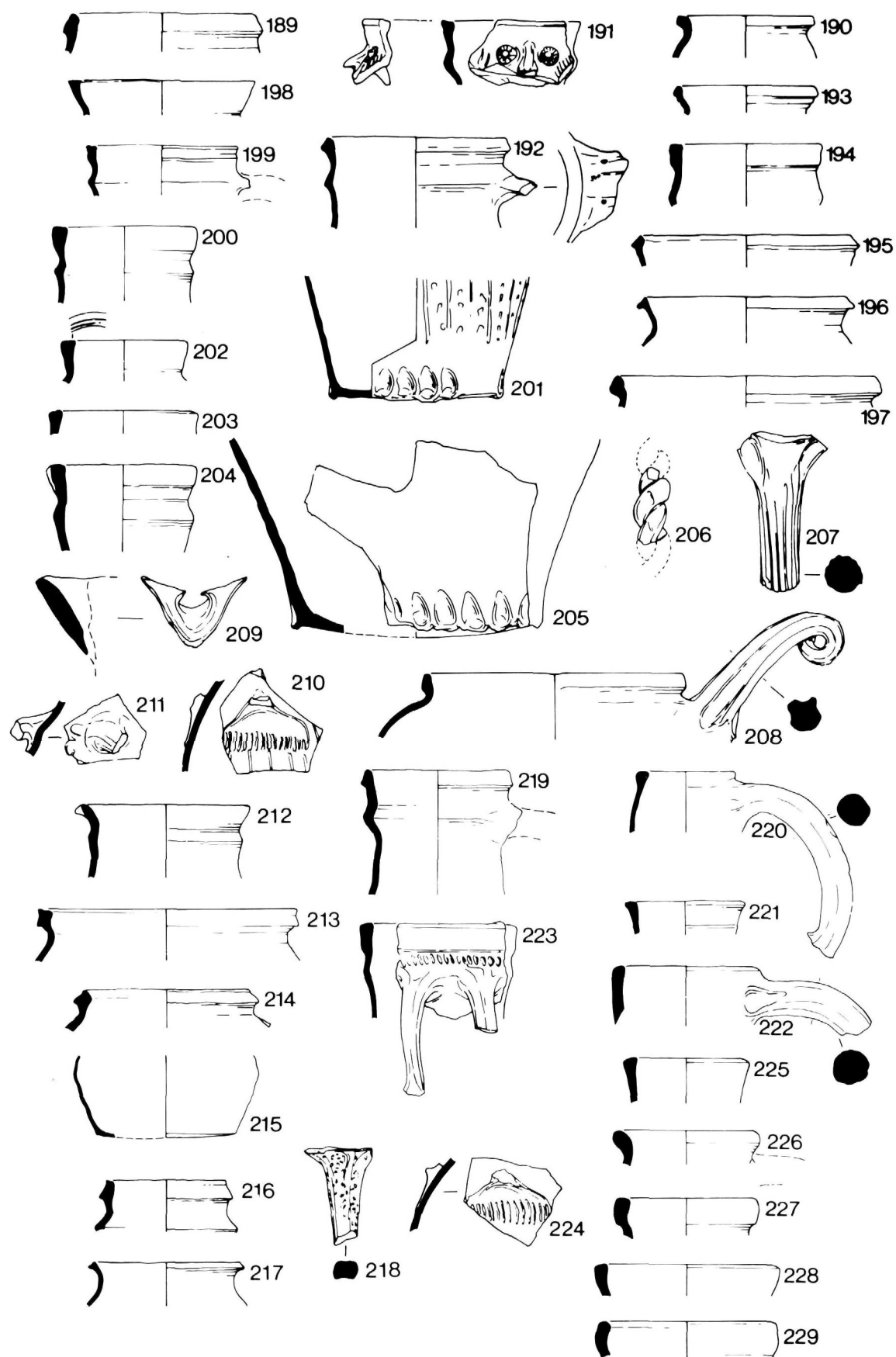
## Phase 5 (Ill 77)

- 183 Cooking pot rim. Fabric 6. Sooted exterior. Trench 3, Layer 1.  
184 Rim. Fabric 6. Sooted exterior. Trench 3, Layer 1.  
185 Rim of small vessel. Fabric 5. Trench 3, Layer 1.  
186 Rim. Fabric 5. External green glaze. Trench 1, Layer 1.  
187 Crowned head from a knight jug. Fabric 19. Pierced eyes, slashed mouth. Lustrous green glaze. Trench 1, Layer 1.  
188 Jug rim. Fabric 7. External red glaze. Trench 1, Layer 1.

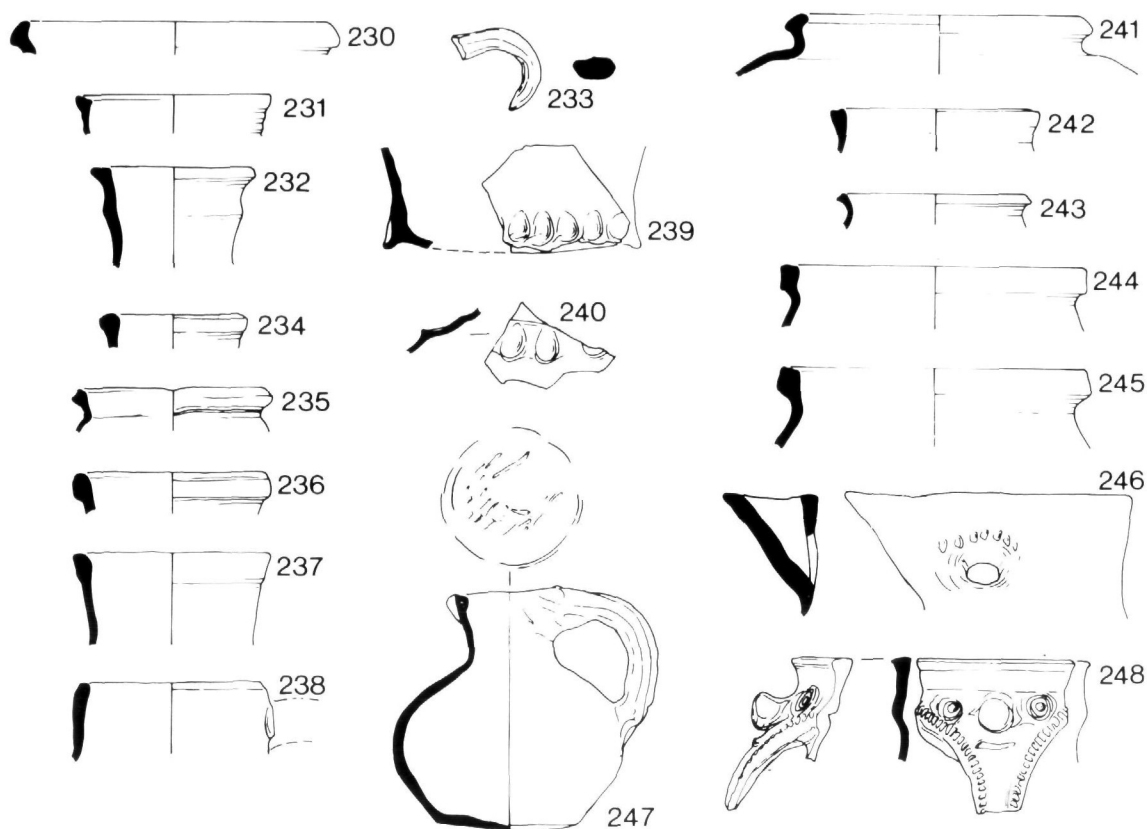
## VIRGINIA STREET STEPS

## Context F3 (Ill 78)

- 189 Jug rim. Fabric 3. Context F3.  
190 Cooking pot rim. Fabric 3. Heavily sooted. Context F3.  
191 Face-mask jug. Fabric 5. Traces of creamy white slip. Stamped eyes. The pinched elongated nose occurs at Colstoun (Brooks 1980, fig 4: 54). Context F3.  
192 Jug. Fabric 5. Context F3.  
193 Jug rim. Fabric 5. Dark brown glaze on external rim bottom. Context F3.  
194 Jug rim. Fabric 5. As 193. Context F3.  
195 Jug rim. Fabric 5. Traces of trailed white slip. Context F3.  
196 Beaker rim. Fabric 5. External green/brown glaze. Context F3.



Ill 78 : Medieval pottery from Virginia Street steps. Scale 1/4

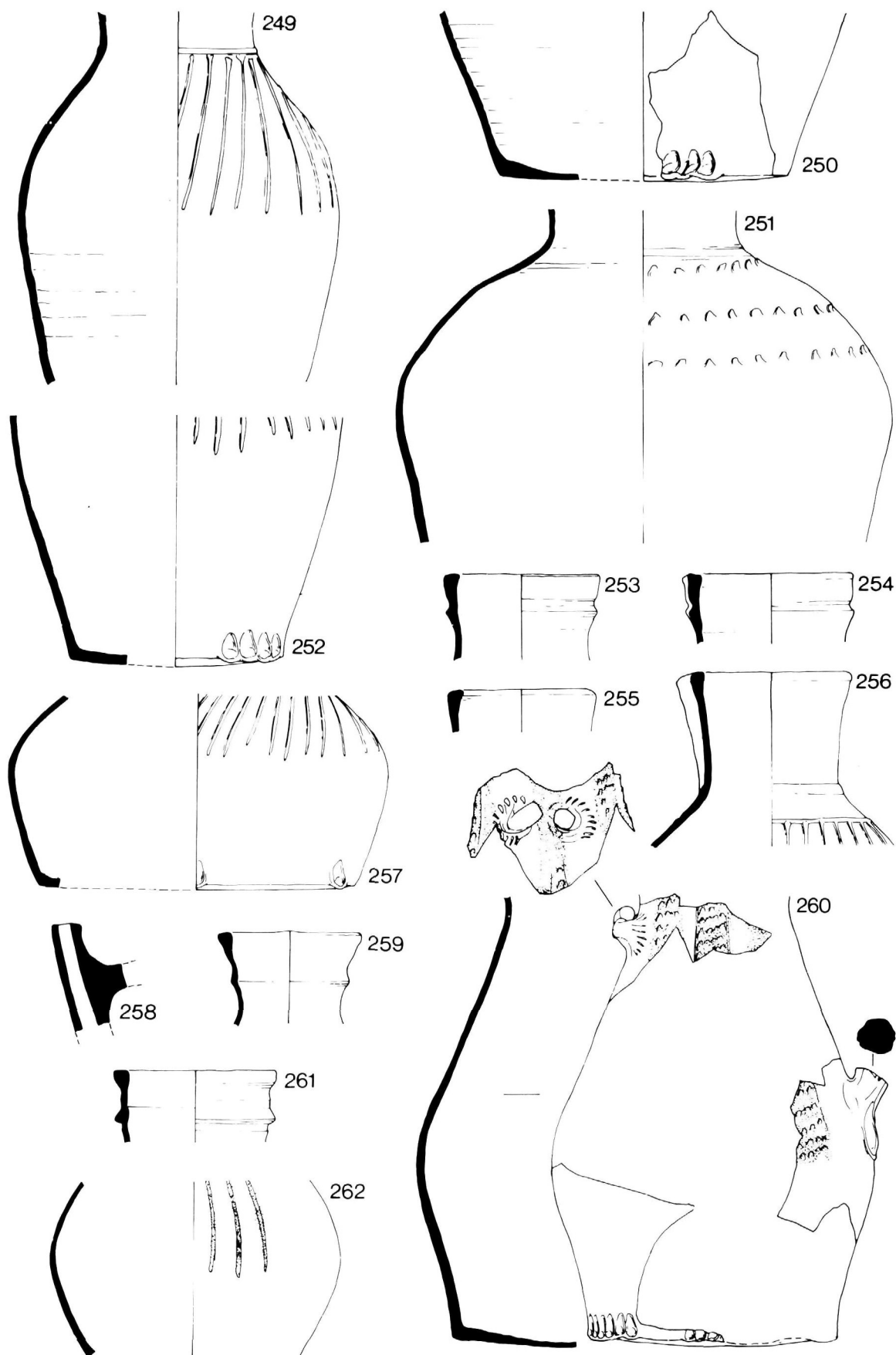


Ill 79 : Medieval pottery from Virginia Street steps (230-246) and Virginia Street Observation 1975 (247-248). Scale 1/4

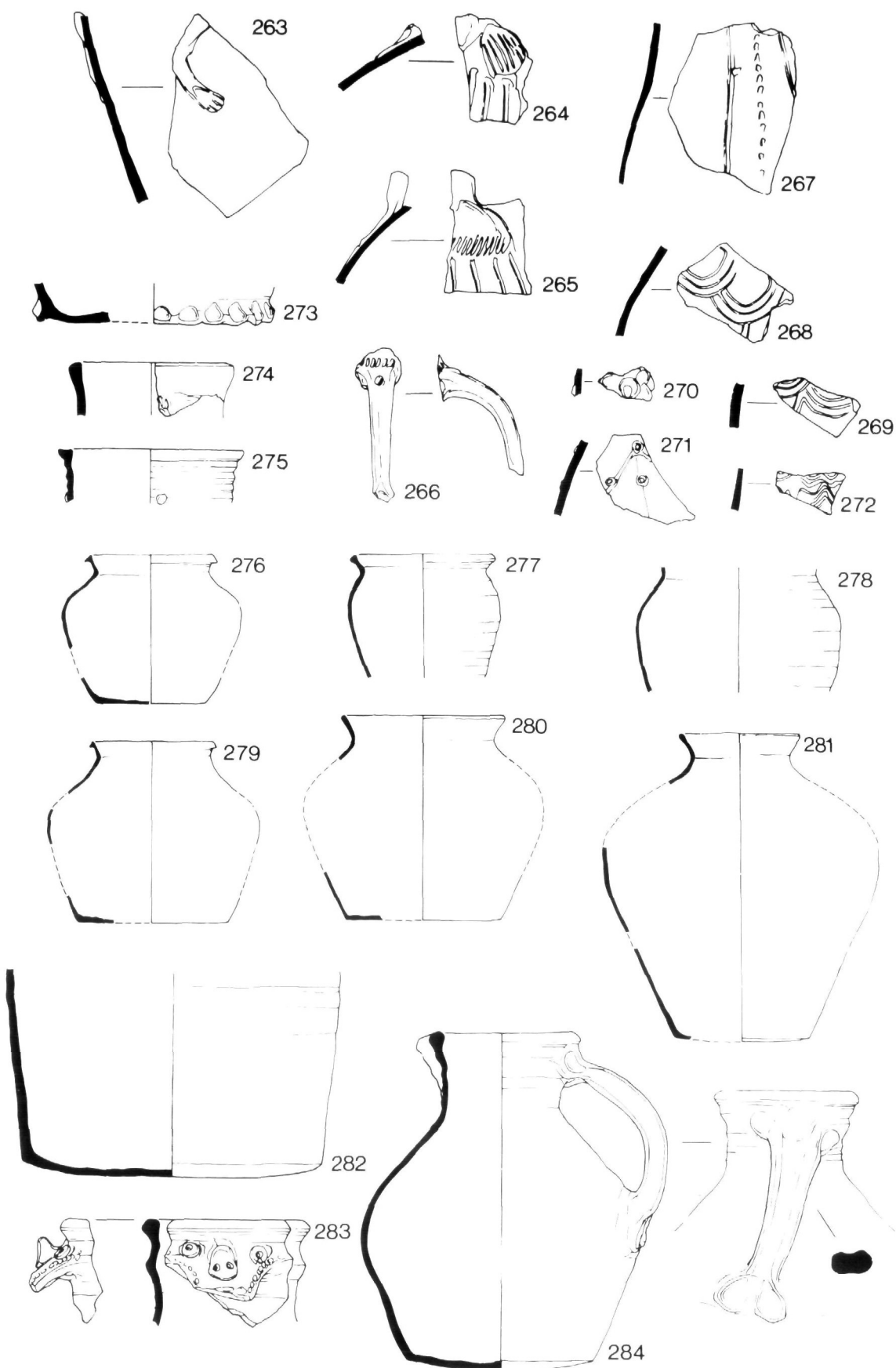
- 197 Cooking pot rim. Fabric 5. Traces of internal white slip. Context F3.
- 198 Jug rim. Fabric 10. Splashes of purple/brown glaze. Context F3.
- 199 Jug rim. Fabric 8. Areas of purple/brown glaze. Context F3.
- 200 Jug rim. Fabric 19. External lustrous light green glaze. Context F3.
- 201 Jug. Fabric 19. Lustrous green glaze on vertical bands of scale decoration. Context F3.
- 202 Jug rim. Fabric 19. As 200. Context F3.
- 203 Jug rim. Fabric 19. Lustrous green glaze to inner lip of rim. Context F3.
- 204 Jug rim. Fabric 19. As 200. Context F3.
- 205 Jug. Fabric 18. As 200. Context F3.
- 206 Twisted handle. Fabric 19. Lustrous green glaze. Context F3.
- 207 Rod handle. Fabric 19. Lustrous green glaze. Context F3.
- 208 Skillet. Fabric 19. Patches of green and yellow external glaze. Context F3.
- 209 Bridge-spouted jug. Fabric 19. Lustrous green glaze. Context F3.
- 210 Decorated jug handle piece. Fabric 19. As 209. Context F3.
- 211 Jug handle. Fabric 19. Thick yellow glaze. Scale decoration. Context F3.
- 212 Jug rim. Fabric 36. Context F3.
- 213 Cooking pot rim. Fabric 5. Context F3.

#### Context F6 (Ill 78-79)

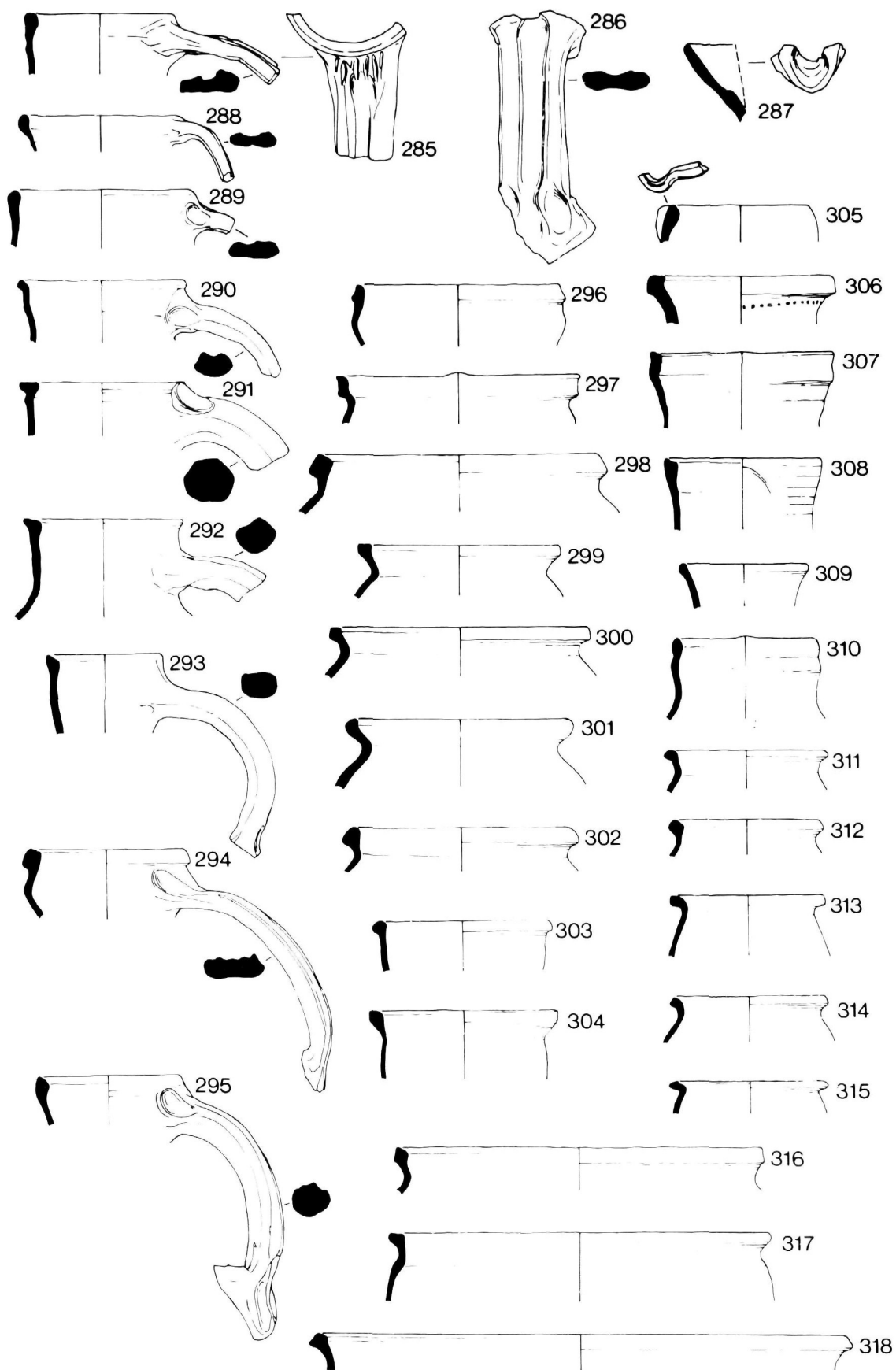
- 214 Jug rim. Fabric 5. Context F6.
- 215 Thin-walled beaker. Fabric 5. Covered in creamy white slip. Context F6.
- 216 Jug rim. Fabric 5. As 214. Context F6.
- 217 Thin-walled beaker. Fabric 5. As 215. Context F6.
- 218 Skillet handle. Fabric 5. Spot of brown glaze. Irregular deep prick marks. Context F6.
- 219 Jug rim. Fabric 5. External dark purple glaze. Context F6.
- 220 Jug. Fabric 33. Orange glaze with spots of dark green on painted white slip. Context F6.
- 221 Jug rim. Fabric 33. Very abraded. Trace of external yellow glaze. Context F6.
- 222 Jug. Fabric 19. Abraded. Lustrous green glaze. Context F6.
- 223 Jug. Fabric 19. Lustrous green glaze. Context F6.
- 224 Decorated jug handle. Fabric 19. As 210. Context F6.
- 225 Jug rim. Fabric 19. Thick greenish yellow glaze. Context F6.
- 226 Jug rim. Fabric 9. Spots of brown/green glaze. Context F6.
- 227 Jug rim. Fabric 9. As 226. Context F6.
- 228 Jug rim. Fabric 19. Abraded. Context F6.
- 229 Jug rim. Fabric 18. Lustrous green glaze to inner lip. Context F6.
- 230 Cooking pot rim. Fabric 37. Context F6.
- 231 Jug rim. Fabric 32. Orange/brown glaze. Context F6.
- 232 Jug rim. Fabric 36. Context F6.



Ill 80 : Unstratified medieval pottery from Virginia Street, 12-26 Broad Street and Queen Street. Scale 1/4



III 81 : Unstratified medieval pottery from Virginia Street, 12-26 Broad Street and Queen street. Scale 1/4



III 82 : Unstratified medieval pottery from Virginia Street, 12-26 Broad Street and Queen Street. Scale 1/4

## Context F1 (Ill 79)

- 233 Ladle handle? Fabric 5. Spots of brown glaze. Context F1.  
 234 Jug rim. Fabric 5. No glaze. Context F1.  
 235 Jug rim. Fabric 5. No glaze. Context F1.  
 236 Jug rim. Fabric 8. Possibly post-medieval. Context F1.  
 237 Jug. Fabric 19. Eroded external surface. Traces of lustrous green glaze. Context F1.  
 238 Jug rim. Fabric 19. Lustrous green glaze. Context F1.  
 239 Jug base. Fabric 19. External orange glaze. Context F1.  
 240 Jug. Fabric 5. Finger impressed decoration on shoulder, covered by drab olive green glaze. Context F1.  
 241 Cooking pot rim. Fabric 37. Heavily sooted. Context F1.  
 242 Jug rim. Fabric 29. Internal and external mottled green glaze. Context F1.

## Context RF (Ill 79)

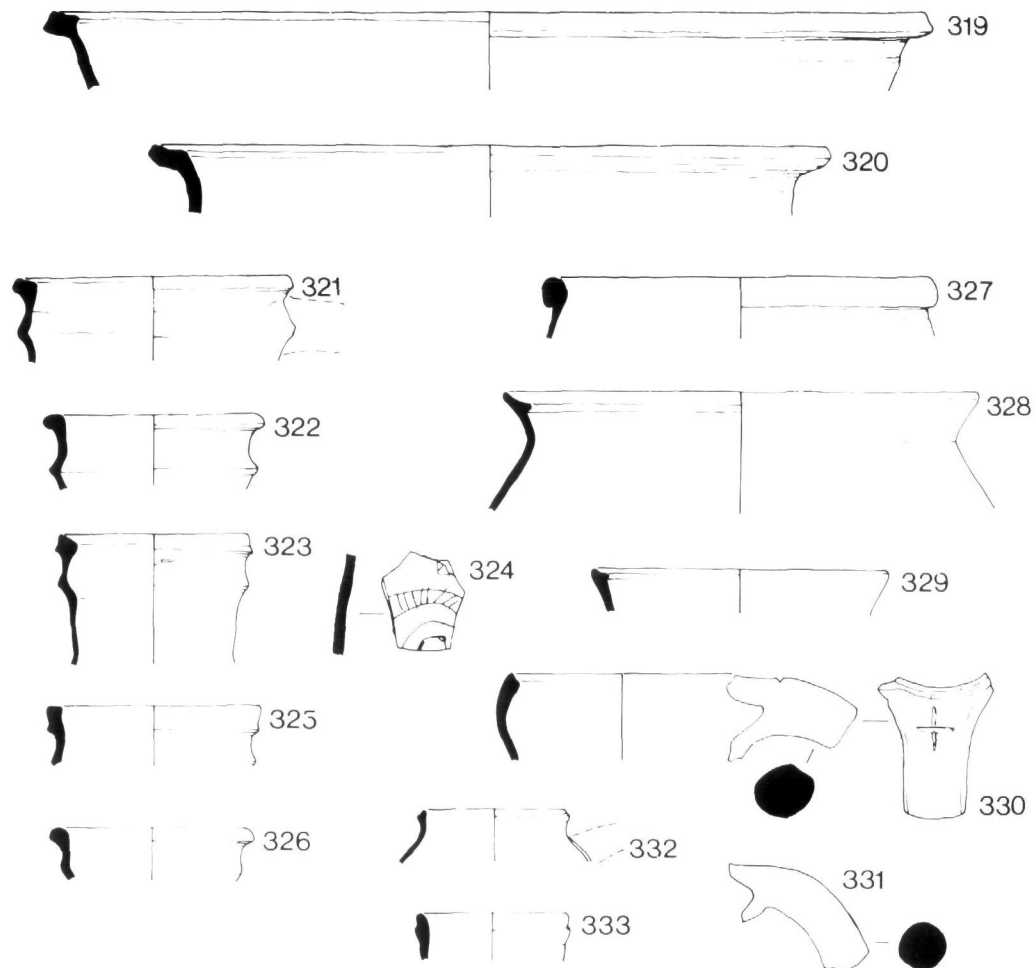
- 243 Cooking pot rim. Fabric 5. Sooted exterior. Context RF.  
 244 Cooking pot rim. Fabric 5. Context RF.  
 245 Cooking pot rim. Fabric 2. Traces of creamy white trailed slip. Context RF.

## Unstratified (Ill 79)

- 246 Bridge-spout. Fabric 19. Lustrous green glaze. Unstratified.

## UNSTRATIFIED POTTERY FROM VIRGINIA STREET, QUEEN STREET AND BROAD STREET (Ill 79-83)

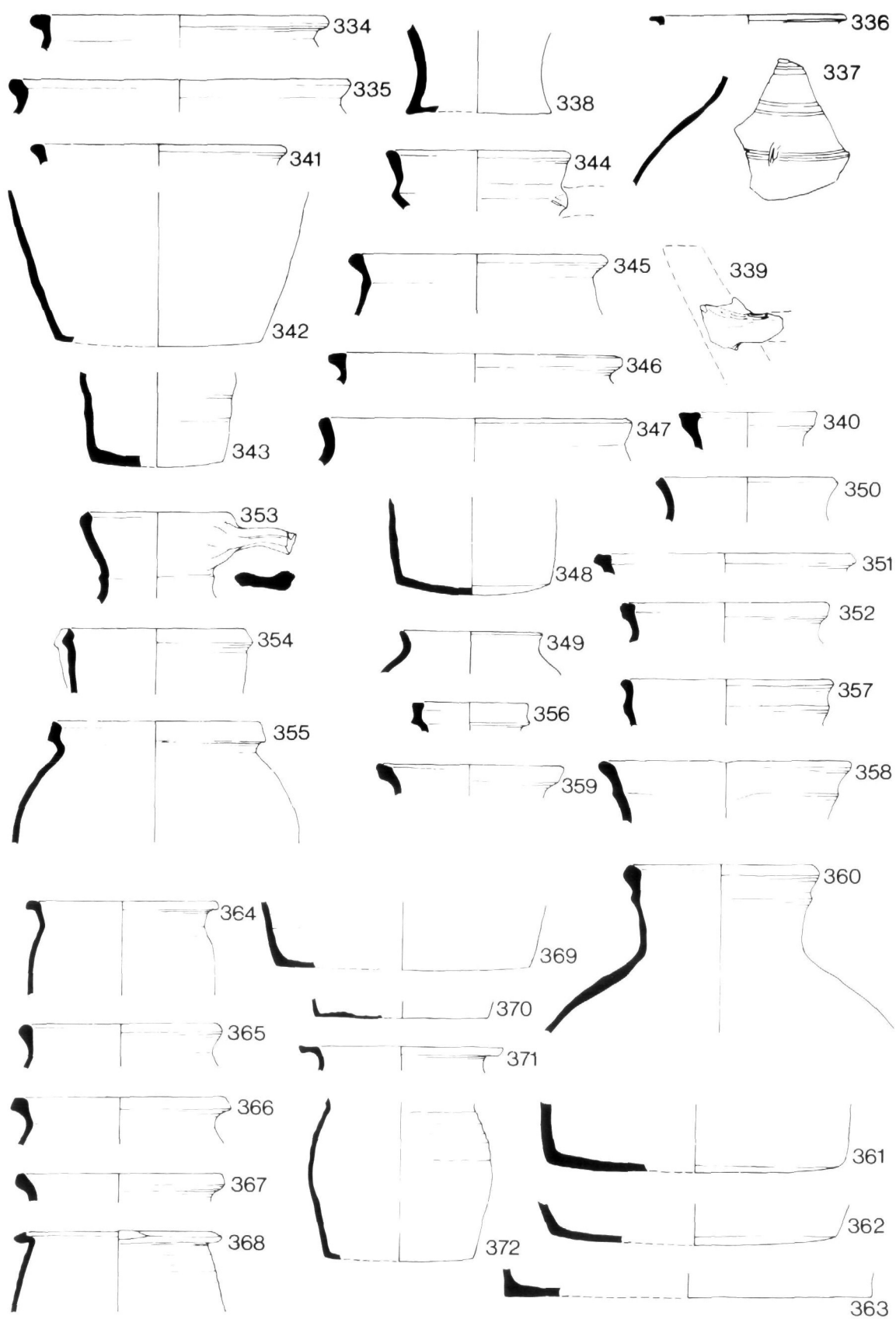
- 247 Small jug. Fabric 3. Drab olive green glaze on upper part. Rod handle. Deep slash marks on interior of base. Virginia Street.  
 248 Face mask jug. Fabric 19. Lustrous green glaze to inner rim. Virginia Street.  
 249 Jug. Fabric 19. Green glaze with patches of yellow glaze to below lines of vertical decoration. Virginia Street.  
 250 Thumbled base. Fabric 19. No glaze. Virginia Street.  
 251 Jug. Fabric 19. Green glaze on horizontal bands of applied scales. Virginia Street.  
 252 Jug. Fabric 19. As 249. Virginia Street.  
 253 Jug. Fabric 19. Lustrous green glaze to inner lip of rim. Kiln scar on top of rim. Virginia Street.  
 254 Jug. Fabric 19. As 253. Virginia Street.  
 255 Jug rim. Fabric 19. As 253. Virginia Street.



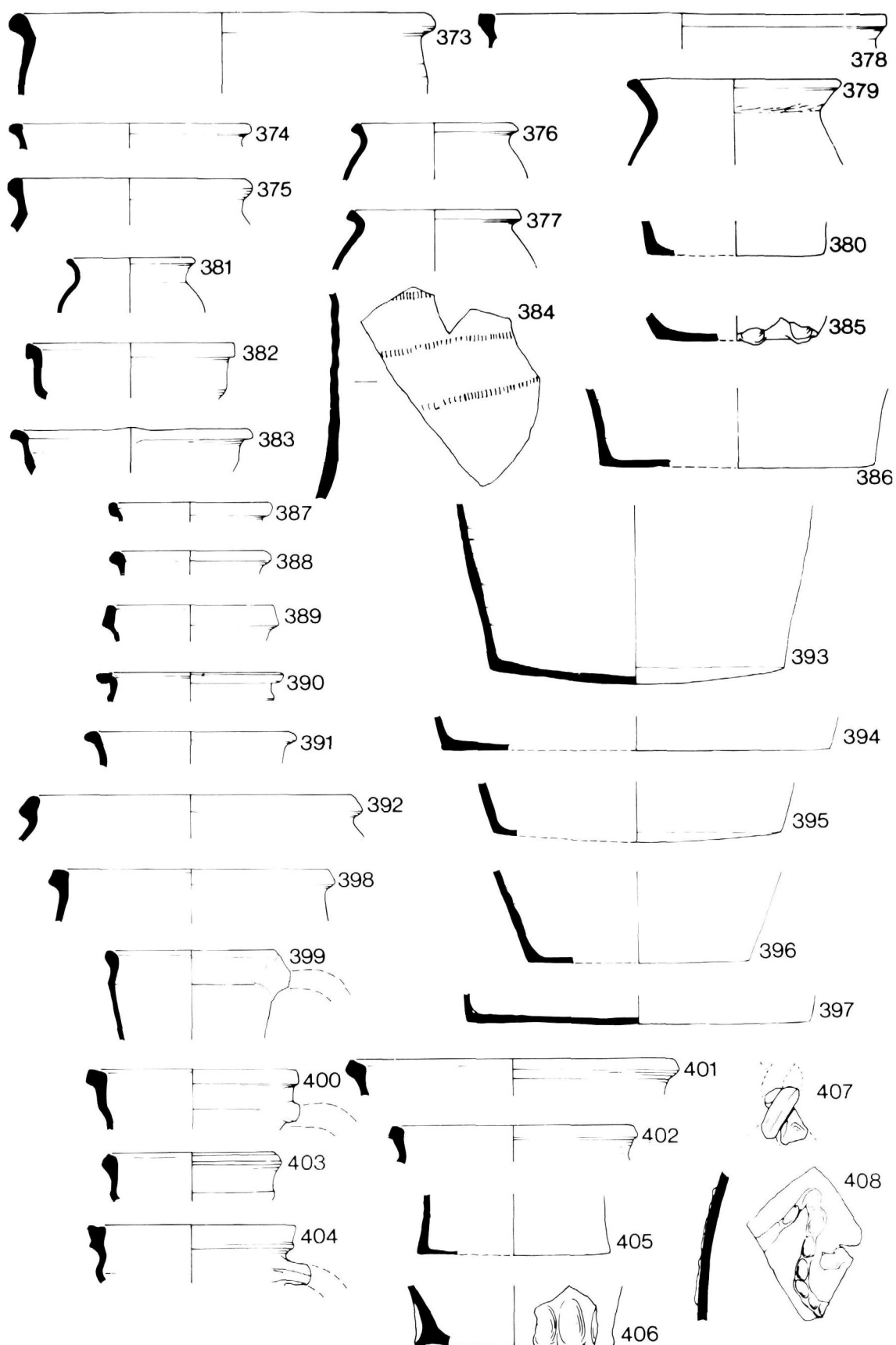
Ill 83 : Unstratified medieval pottery from 12-26 Broad Street and Queen Street. Scale 1/4

- 256 Jug. Fabric 19. As 253. Virginia Street.  
 257 Jug. Fabric 19. Green glaze to bottom of vertical line decoration. Virginia Street.  
 258 Tubular spout. Fabric 19. Green glaze. Queen Street.  
 259 Jug. Fabric 19. External lustrous green glaze. Virginia Street.  
 260 Jug. Fabric 19. Light olive green glaze with dark purple-green glaze on panels of scale decoration. Virginia Street.  
 261 Jug. Fabric 19. External thin yellow green glaze. Broad Street.  
 262 Jug. Fabric 19. Clear yellowish glaze on applied vertical lines, glazed alternately with dark green and dark brown glaze. Virginia Street.  
 263 Jug. Fabric 18. Exterior light varied green glaze on portion of applied arm. Queen Street.  
 264 Jug handle. Fabric 19. Lustrous green glaze. Queen Street.  
 265 Jug handle. Fabric 19. As 264. Virginia Street.  
 266 Handle. Fabric 19. Lustrous green glaze. Deep indentation below finger impressed decoration. Virginia Street.  
 267 Jug. Fabric 19. Applied scale decoration covered with dark brown glaze between vertical lines. Overall drab olive green glaze. Queen Street/Broad Street.  
 268 Jug fragment. Fabric 3. Incised concentric line decoration covered by drab greenish brown glaze. Queen Street.  
 269 Jug Fragment. Fabric 3. As 268. Queen Street.  
 270 Decorated fragment. Fabric 29. Applied petal decoration covered with light green glaze. Queen Street.  
 271 Jug fragment. Fabric 18. External lustrous green glaze on raised dot and line decoration similar to 742. Broad Street.  
 272 Decorated jug fragment. Fabric 3. As 268 with incised wavy line decoration. Queen Street.  
 273 Thumbed base. Fabric 3. Green glaze and kiln scars on bottom of base. Broad Street.  
 274 Jug rim. Fabric 19. Lustrous green glaze to inner lip of rim. Trace of finger impressed decoration. Virginia Street.  
 275 Jug rim. Fabric 30. External yellow glaze. Applied dot decoration. Broad Street.  
 276 Small beaker. Fabric 5. Covered with creamy white slip. Virginia Street.  
 277 Small beaker. Fabric 5. External green-brown glaze on upper portion. Virginia Street.  
 278 Small beaker. Fabric 5. External green-brown glaze. Virginia Street.  
 279 Small beaker. Fabric 5. As 276. Virginia Street.  
 280 Small beaker. Fabric 5. Green-brown glaze below rim only. Virginia Street.  
 281 Beaker. Fabric 5. As 280. Queen Street.  
 282 Sagging base. Fabric 5. Traces of external green-orange glaze. Queen Street.  
 283 Face-mask jug. Fabric 5. External dull olive green glaze. The style and manner of decoration makes it an almost exact copy of a Scarborough type face-mask jug. Virginia Street.  
 284 Complete jug. Pinched spout. Fabric 3. External glaze on upper portion of jug of alternate green and greenish brown stripes. Queen Street.  
 285 Jug rim and handle. Fabric 9. Incised lines at top of handle. Partial olive green glaze. Virginia Street.  
 286 Jug handle. Fabric 7. Thick brownish glaze. Broad Street.  
 287 Jug spout. Fabric 3. Abraded, with traces of yellow-green glaze. Queen Street.  
 288 Jug rim and handle. Fabric 5. No glaze. Queen Street.  
 289 Jug rim and handle. Fabric 3. Spots of purple-brown glaze. Broad Street.  
 290 Jug rim and handle. Fabric 3. As 289. Broad Street.  
 291 Jug rim and handle. Fabric 33. Two applied thumb pieces at top of handle. Partial dull green glaze. Broad Street.  
 292 Jug neck and handle. Fabric 6. No glaze. Queen Street.  
 293 Jug rim and handle. Fabric 3. Abraded, no trace of glaze. Queen Street.  
 294 Jug rim and handle. Fabric 9. Orange/green glaze. Virginia Street.  
 295 Jug rim and handle. Fabric 3. Green/brown glaze on handle. Queen Street.  
 296 Jug rim with handle scar. Fabric 3. Patches of purple-brown glaze. Queen Street.  
 297 Cooking pot rim. Fabric 6. Sooted exterior. Broad Street.  
 298 Cooking pot rim. Fabric 7. Sooted exterior. Queen Street.  
 299 Cooking pot rim. Fabric 26. Sparse shell tempering. Same as 66. Queen Street.  
 300 Cooking pot rim. Fabric 15. Sooting on rim. Queen Street.  
 301 Cooking pot rim. Fabric 2. Heavily sooted. Queen Street.  
 302 Cooking pot rim. Fabric 13. Sooting on exterior. Queen Street.  
 303 Jug rim. Fabric 3. Spots of purple glaze. Queen Street.  
 304 Cooking pot rim. Fabric 13. Sooted. Queen Street.  
 305 Jug rim and pinched spout. Fabric 3. Spot of purple glaze. Virginia Street.  
 306 Jug rim. Fabric 23. Band of rouletting below rim. Broad Street.  
 307 Jug rim. Fabric 3. Patches of dirty green glaze. Queen Street.  
 308 Jug rim. Fabric 9. Traces of decomposed green glaze. Queen Street.  
 309 Jug rim. Fabric 6. Trace of trailed brown slip. Queen Street.  
 310 Jug rim. Fabric 8. Partial drab olive green glaze. Queen Street.  
 311 Jug rim. Fabric 3. Patches of yellow-green glaze. Queen Street.  
 312 Jug rim. Fabric 20. Thick dull green glaze to inner lip of rim. Queen Street.  
 313 Cooking pot. Fabric 7. Heavily sooted. Virginia Street.  
 314 Cooking pot rim. Fabric 15. Heavily sooted. Queen Street.  
 315 Cooking pot rim. Fabric 15. Sooted. Broad Street.  
 316 Cooking pot rim. Fabric 22. Sooted. Queen Street.  
 317 Cooking pot rim. Fabric 13. Some sooting. Queen Street.  
 318 Cooking pot rim. Fabric 22. Some sooting. Queen Street.  
 319 Cooking pot rim. Fabric 7. Creamy white slip. Some external sooting. Broad Street.  
 320 Cooking pot rim. Fabric 13. Queen Street.  
 321 Jug rim. Fabric 12. Splashes of external green/yellow glaze. Queen Street.  
 322 Jug rim. Fabric 12. Spots of yellow glaze. Queen Street.  
 323 Jug rim. Fabric 12. External olive green glaze. Queen Street.  
 324 Body sherd. Fabric 12. Incised concentric line decoration, covered by drab olive green glaze. Broad Street.





Ill 84 : Medieval pottery from 42 St Paul Street, Phases 1-4. Scale 1/4



III 85 : Medieval pottery from 42 St Paul Street, Phases 4-5. Scale 1/4

- 325 Jug rim. Fabric 12. Splashes of orange/yellow glaze. Queen Street.
- 326 Jug rim. Fabric 12. Spot of orange glaze. Broad Street.
- 327 Cooking pot rim? Fabric 12. Splashes of yellow-green glaze on top of and below rim. Queen Street.
- 328 Cooking pot. Fabric 37. Lid seated. Queen Street.
- 329 Cooking pot rim. Fabric 37. Lid seated. Queen Street.
- 330 Jug rim and handle. Fabric 37. Deep indentation where handle joins body. The incised cross on top of handle done after firing. Queen Street.
- 331 Jug handle. Fabric 37. Deep indentation where handle joins body. Queen Street.
- 332 Ladle rim. Fabric 31. Grey metallic finish. Queen Street.
- 333 Jug rim. Fabric 8. Lustrous brown glaze. Possibly post-medieval. Queen Street.

## 42 ST PAUL STREET

### Phase 2 (Ill 84)

- 334 Cooking pot rim. Fabric 13. Splash of light green glaze on top of rim. Area A, Layer 247.
- 335 Cooking pot rim. Fabric 13. Heavily sooted on exterior. Area A, Layer 247.
- 336 Jug rim (?) Fabric 38. Trace of glaze on side of rim. Area E, Layer 31.
- 337 Body sherd. Fabric 21? Fine white fabric with mottled green glaze. Distinctive grooved decoration on neck and shoulder. Area A, Layer 247.

### Phase 3 (Ill 84)

- 338 Jug base. Fabric 29? Splashes of glaze. Area C, Layer 273.
- 339 Portion of bridge spout. Fabric 21. Mottled green glaze; grooved line decoration. Kilmurry spout form 23? (Kilmurry 1980, 310). Area B, Layer 98.
- 340 Bottle rim. Fabric 21. Partially glazed. Kilmurry form 6-10 (Kilmurry 1980, 264). Area C, Layer 275.
- 341 Cooking pot rim. Fabric 15. Area A, Layer 212.
- 342 Cooking pot. Fabric 15. Area B, Layer 98.
- 343 Cooking pot. Fabric 15. Area C, Layer 275.
- 344 Jug rim. Fabric 12. Clear honey glaze on exterior. Area A, Layer 212.
- 345 Cooking pot rim. Fabric 15. Area C, Layer 277.
- 346 Cooking pot rim. Fabric 13. Area F, Layer 70.
- 347 Cooking pot rim. Fabric 2. Area B, Layer 112.
- 348 Cooking pot. Fabric 2. Area E, Layer 32.
- 349 Cooking pot rim. Fabric 2. Area A, Layer 177.
- 350 Cooking pot rim. Fabric 22. Heavily sooted on exterior. Area B, Layer 98.
- 351 Cooking pot rim. Fabric 22. Area B, Layer 112.
- 352 Cooking pot rim. Fabric 22. As 351. Area A, Layer 212.
- 353 Jug. Fabric 6. Brown glaze on handle. Area C, Layer 277.
- 354 Jug rim with pinched spout. Fabric 6. Area B, Layer 110.
- 355 Cooking pot. Fabric 6. Area A, Layer 212.
- 356 Collared rim. Fabric 20. Area E, Layer 32.

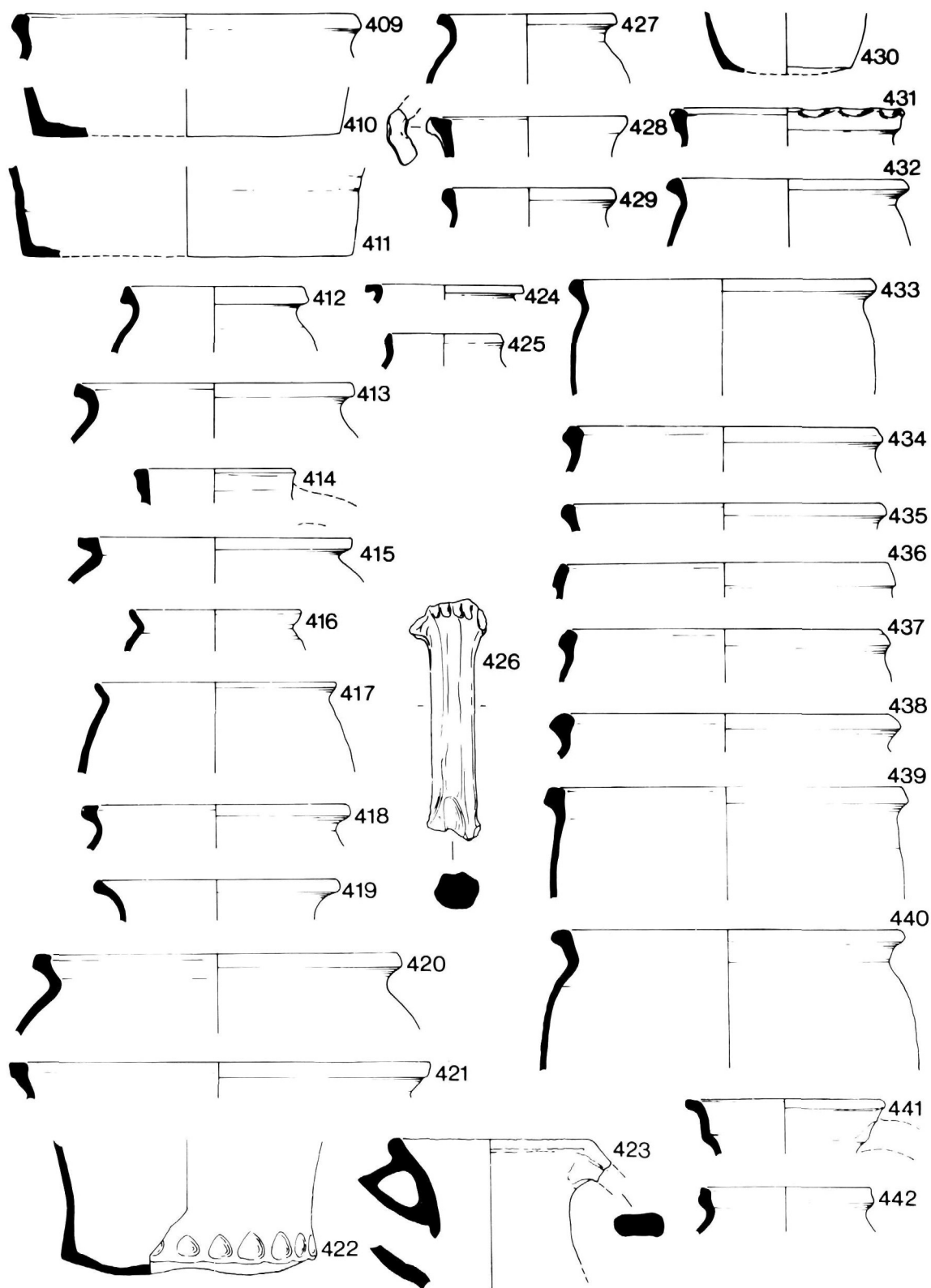
### Phase 4 (Ill 84-85)

- 357 Jug. Fabric 12. Splash of yellow glaze. Area A, Layer 271.
- 358 Jug rim. Fabric 12. Area A, Layer 210.
- 359 Jug rim. Fabric 12. Area C, Layer 256.

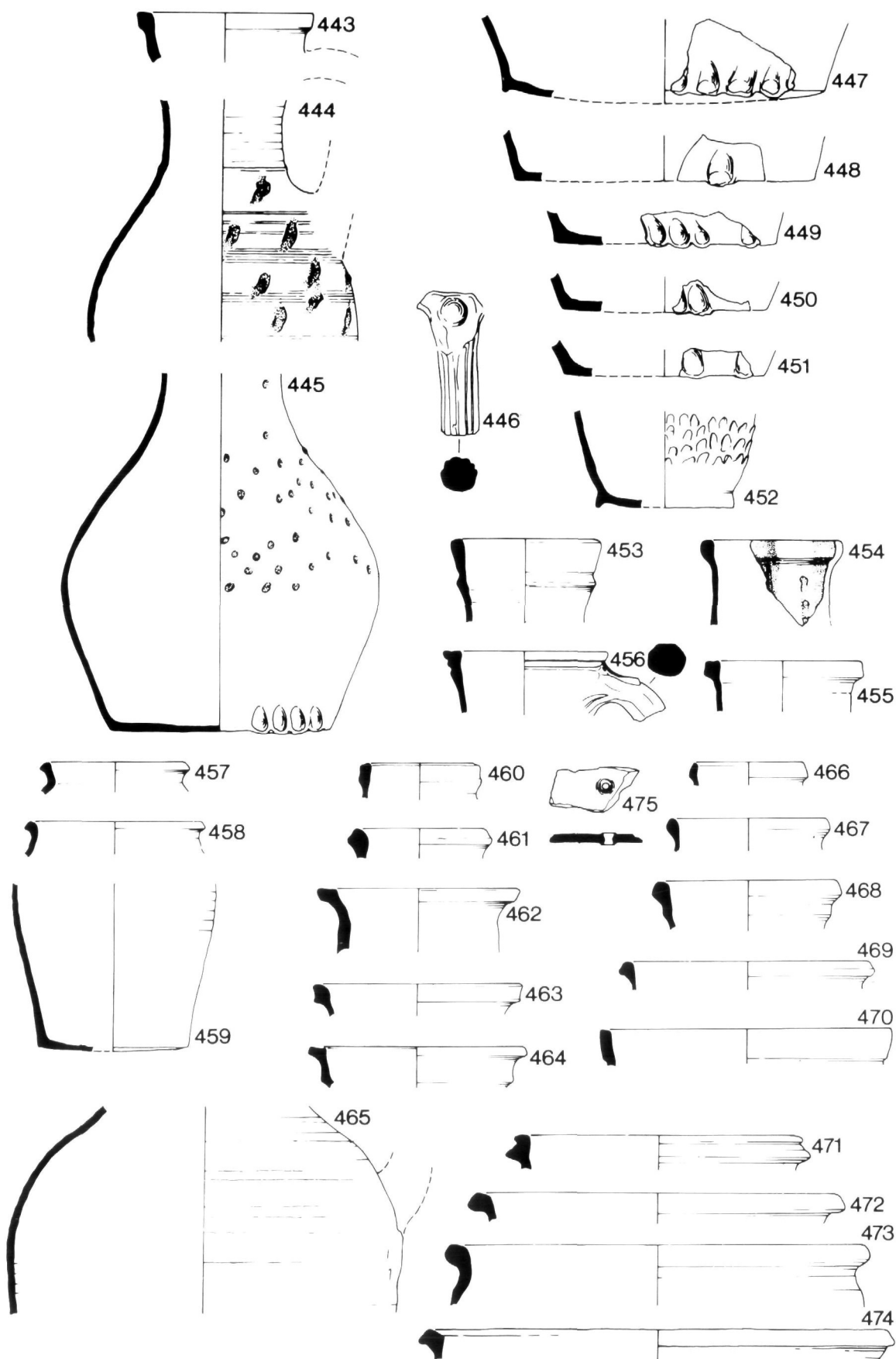
- 360 Jug. Fabric 12. Extensive orange glaze. Area A, Layer 271.
- 361 Cooking pot base. Fabric 13. Area A, Layer 269.
- 362 Cooking pot base. Fabric 13. Burnt exterior. Area A, Layer 210.
- 363 Cooking pot base. Fabric 13. Knife trimmed base. Area C, Layer 256.
- 364 Cooking pot. Fabric 13. Heavily sooted on the exterior. Area C, Layer 257.
- 365 Cooking pot rim. Fabric 13. As 364. Area C, Layer 212.
- 366 Cooking pot rim. Fabric 13. As 364. Area A, Layer 271.
- 367 Cooking pot rim. Fabric 15. Area C, Layer 257.
- 368 Cooking pot. Fabric 15. Lid seated rim. See 390. Area A, Layer 188.
- 369 Jug base. Fabric 14. Splash glazed. Area C, Layer 256.
- 370 Cooking pot base. Fabric 14. Heavily sooted. Thin-walled vessel. Area C, Layer 257.
- 371 Cooking pot rim. Fabric 14. Heavily sooted. Area C, Layer 257.
- 372 Cooking pot rim. Fabric 13. Burnt exterior. Area A, Layer 188.
- 373 Cooking pot rim. Fabric 13. Sooted on exterior. Area A, Layer 188.
- 374 Cooking pot rim. Fabric 13. As 373. Area C, Layer 267.
- 375 Cooking pot rim. Fabric 13. As 373. Area C, Layer 217.
- 376 Cooking pot rim. Fabric 6. Area C, Layer 256.
- 377 Cooking pot rim. Fabric 6. Area C, Layer 279.
- 378 Cooking pot rim. Fabric 22. Area C, Layer 256.
- 379 Cooking pot. Fabric 22. Distinct marks at junction of neck and body. Area A, Layer 188.
- 380 Jug base. Fabric 6. Area A, Layer 188.
- 381 Cooking pot. Fabric 37. Area C, Layer 267.
- 382 Rim. Fabric 29. Area of green glaze on exterior. Area C, Layer 269.
- 383 Jug rim. Fabric 29. As 82. Area C, Layer 256.
- 384 Body sherd of jug. Fabric 12. Bands of rouletted decoration with light yellow/green glaze on exterior. Area A, Layer 210.
- 385 Jug base. Fabric 20. Thumbled base. Area C, Layer 217.
- 386 Jug base. Fabric 20. As 385 with no thumbing on base. Area C, Layer 257.

### Phase 5 (Ill 85)

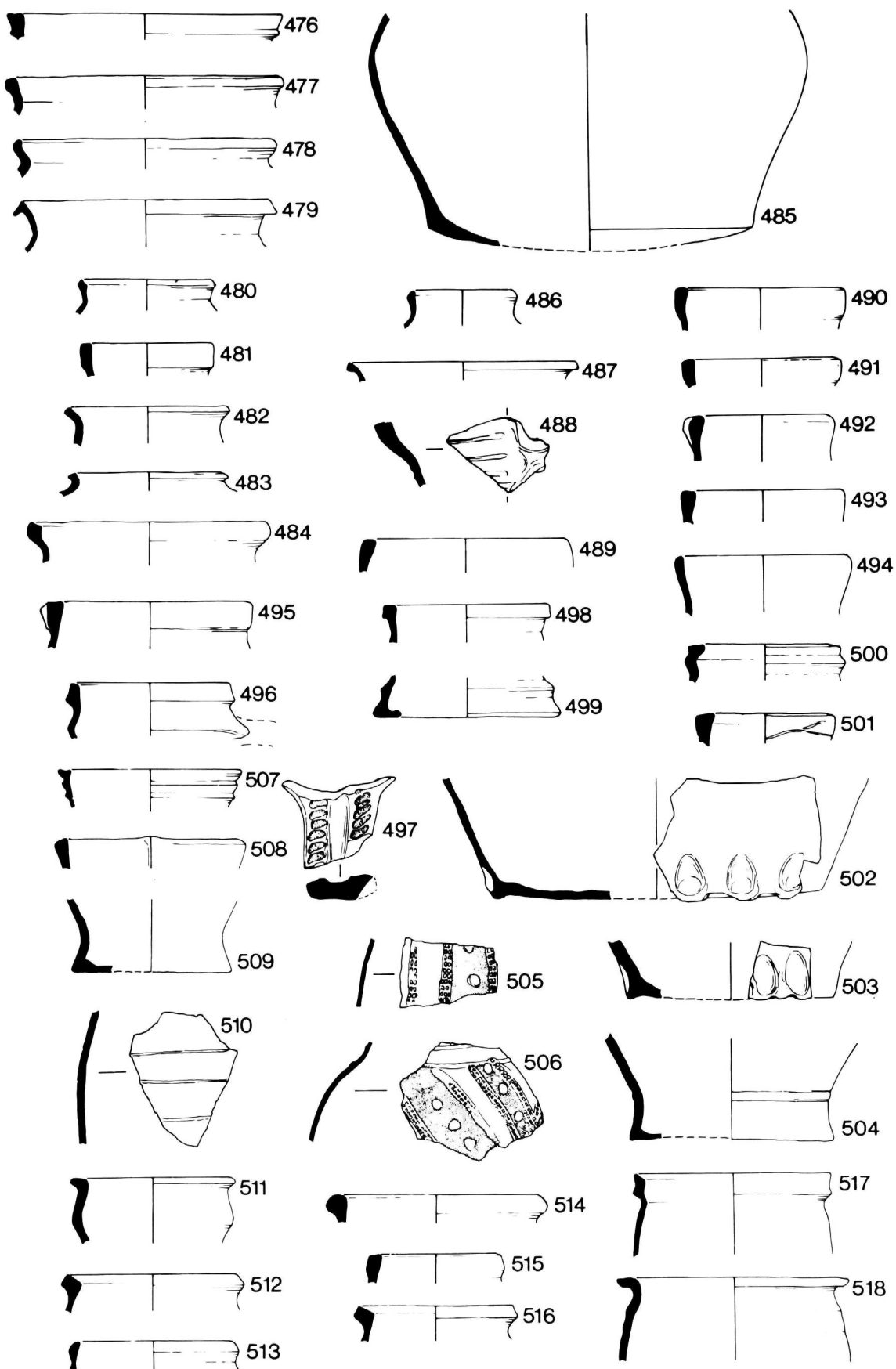
- 387 Cooking pot rim. Fabric 15. Area C, Layer 241.
- 388 Cooking pot rim. Fabric 15. Heavily sooted exterior. Area C, Layer 244.
- 389 Cooking pot rim. Fabric 15. Area C, Layer 204.
- 390 Lid seated cooking pot rim. Fabric 15. Heavily sooted exterior. See 368. Area A, Layer 270.
- 391 Cooking pot rim. Fabric 15. As 388. Area C, Layer 270.
- 392 Cooking pot rim. Fabric 15. Area C, Layer 231.
- 393 Cooking pot? Fabric 15. Splashes of yellow glaze on sooted exterior. Area C, Layer 244.
- 394 Cooking pot base. Fabric 15. Heavily sooted. Knife trimmed base. Area A, Layer 259.
- 395 Cooking pot base. Fabric 13. Area C, Layer 261.
- 396 Cooking pot base. Fabric 13. Area C, Layer 223.
- 397 Cooking pot base. Fabric 13. Area C, Layers 267, 270.
- 398 Cooking pot rim. Fabric 13. Area A, Layer 230.
- 399 Jug. Fabric 12. Traces of yellow glaze on exterior. Area C, Layer 241.



Ill 86 : Medieval pottery from 42 St Paul Street, Phases 6-7. Scale 1/4



Ill 87 : Medieval pottery from 42 St Paul Street, Phases 7-8. Scale 1/4



Ill 88 : Medieval pottery from 42 St Paul Street, Phases 8-9. Scale 1/4

- 400 Jug. Fabric 12. As 399. Area A, Layer 264.
- 401 Cooking pot rim. Fabric 22. Area C, Layer 224.
- 402 Cooking pot rim. Fabric 22. Area C, Layer 231.
- 403 Jug. Fabric 20. Splashes of thick green glaze. Area C, Layer 190.
- 404 Jug. Fabric 20. As 403. Area C, Layer 18.
- 405 Jug base. Fabric 20. Sooty exterior. Area A, Layer 220.
- 406 Jug base. Fabric 20. Area C, Layer 223.
- 407 Twisted rod handle. Fabric 19. Lustrous green glaze. Area C, Layer 243.
- 408 Jug body sherd. Fabric 18. Lustrous green glaze on exterior. Area C, Layers 232, 2.

#### Phase 6 (Ill 86)

- 409 Cooking pot rim. Fabric 13. Burnt on exterior. Area A, Layer 185.
- 410 Cooking pot base. Fabric 13. As 409. Area A, Layer 82.
- 411 Cooking pot base. Fabric 13. Area A, Layer 82.

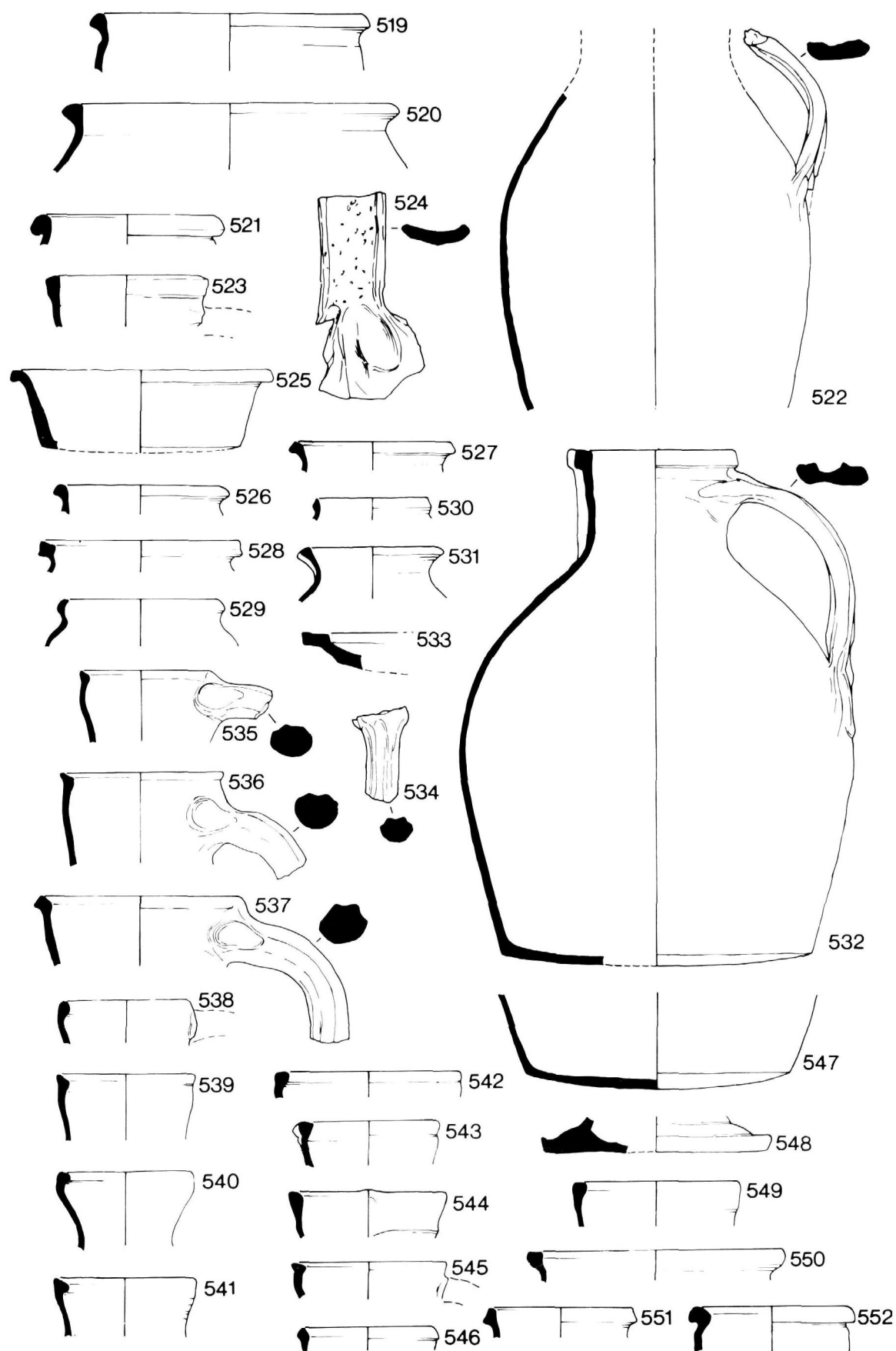
#### Phase 7 (Ill 86-87)

- 412 Cooking pot rim. Fabric 6. Heavily sooted on exterior. Area A, Layer 126.
- 413 Cooking pot rim. Fabric 6. As 412. Area A, Layer 183.
- 414 Jug rim. Fabric 6. As 412 with traces of white slip. Area A, Layer 267.
- 415 Cooking pot rim. Fabric 6. As 412. Area A, Layer 91.
- 416 Cooking pot rim. Fabric 2. Area A, Layer 146.
- 417 Cooking pot. Fabric 2. Hand made. Heavily sooted on exterior. Area A, Layer 91.
- 418 Cooking pot rim. Fabric 22. Area A, Layer 142.
- 419 Jug. Fabric 22. Area A, Layer 91.
- 420 Cooking pot rim. Fabric 22. Area A, Layer 149.
- 421 Cooking pot rim. Fabric 22. Area A, Layer 146.
- 422 Jug base. Fabric 24. Splashes of green glaze on thumbing. Area B, Layer 66.
- 423 Bridge-spouted jug. Fabric 1. Hand made. Area B, Layers 102, 119.
- 424 Rim. Fabric 37. Area A, Layer 146.
- 425 Ladle. Fabric 31. Area C, Layer 214.
- 426 Handle. Fabric 3. Purple glaze. Area B, Layer 66.
- 427 Cooking pot. Fabric 14. Heavily sooted surfaces. Area A, Layer 91.
- 428 Jug rim. Fabric 3. Yellow-green glaze on exterior. Area A, Layer 146.
- 429 Cooking pot rim. Fabric 13. Sooted. Area C, Layer 213.
- 430 Cooking pot base. Fabric 13. Sooted. Area C, Layer 195.
- 431 Frilled rim. Fabric 13. Sooted. Area C, Layer 195.
- 432 Cooking pot. Fabric 13. Sooted. Area A, Layer 149.
- 433 Cooking pot. Fabric 13. Sooted exterior. Area A, Layer 91.
- 434 Cooking pot rim. Fabric 13. Sooted. Area A, Layer 149.
- 435 Cooking pot rim. Fabric 13. Area A, Layer 91.
- 436 Cooking pot rim. Fabric 13. Area C, Layer 228.
- 437 Cooking pot rim. Fabric 13. Area A, Layer 91.
- 438 Cooking pot rim. Fabric 13. Area A, Layer 267.
- 439 Cooking pot. Fabric 13. Area A, Layer 183.
- 440 Cooking pot. Fabric 13. No sooting. Area A, Layer 75.
- 441 Jug rim. Fabric 12. Very eroded surfaces. Area A, Layers 75, 82.
- 442 Jug rim. Fabric 8. Splash of green glaze on top of rim. Area A, Layer 126.

- 443 Jug rim. Fabric 20. Thick green glaze from top of rim. Area B, Layer 102.
- 444 Jug. Fabric 20. Horizontal bands of lightly incised decoration. All over brownish green glaze with applied purple glazed pellets. Area A, Layers 85, 91, 125, 180, 181, 183.
- 445 Jug. Fabric 20. Very eroded surfaces. Traces of purple glaze. Raised pellet decoration. Area A, Layer 139.
- 446 Handle. Fabric 20. Thick light green glaze. Area E, Layer 20.
- 447 Thumbled base. Fabric 19. Spots of green glaze on bottom of base. Area E, Layer 13.
- 448 Thumbled base. Fabric 19. As 447. Area C, Layer 169.
- 449 Thumbled base. Fabric 19. As 447. Area A, Layer 139.
- 450 Thumbled base. Fabric 19. As 447. Area E, Layer 27.
- 451 Thumbled base. Fabric 19. As 447. Area A, Layer 91.
- 452 Jug base with foot ring. Fabric 19. All over thick green glaze on round scale decoration. Area F, Layer 47.
- 453 Jug rim. Fabric 19. As 452. External lustrous green glaze. Area E, Layer 10.
- 454 Jug rim. Fabric 19. Alternate bands of green and honey clear glaze. Raised scale decoration. Area A, Layer 143.
- 455 Jug rim. Fabric 3. Olive green glaze on cream slip. Area C, Layer 228.
- 456 Jug rim. Fabric 30. Bright mottled green glaze. Area C, Layer 196.

#### Phase 8 (Ill 87-88)

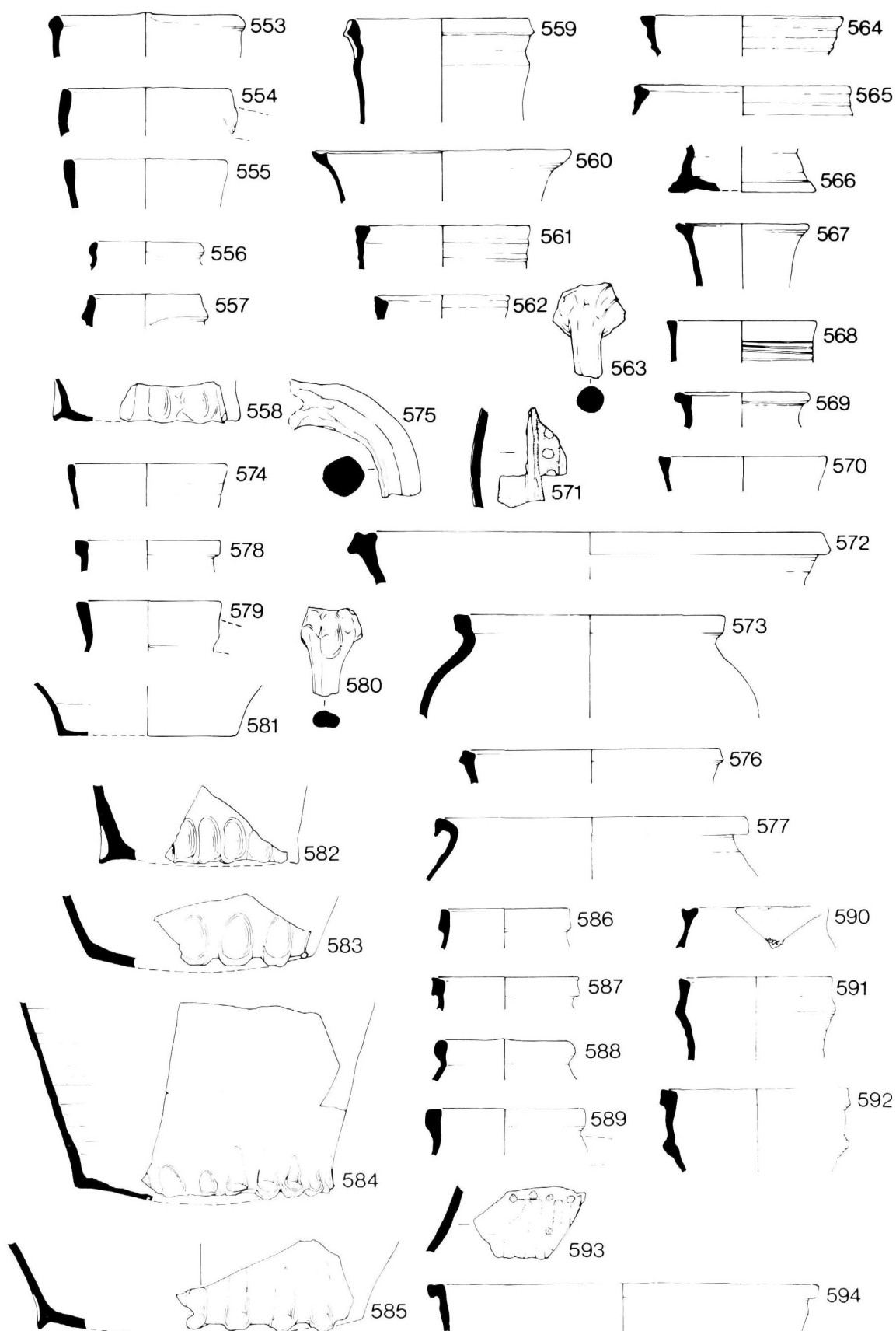
- 457 Cooking pot rim. Fabric 12. Area E, Layer 4.
- 458 Cooking pot rim. Fabric 15. Area A, Layer 20.
- 459 Cooking pot. Fabric 15. Ribbing on exterior. Area C, Layer 218.
- 460 Jug rim. Fabric 12. Area C, Layer 206.
- 461 Jug rim. Fabric 12. Honey splash glazing on rim. Smooth exterior finish. Area B, Layer 103.
- 462 Jug rim. Fabric 12. Surface erosion. Smooth exterior finish. Area C, Layer 192.
- 463 Jug rim. Fabric 12. Splashes of honey green glaze on rim. Area C, Layer 209.
- 464 Jug rim. Fabric 12. Area A, Layer 87.
- 465 Jug. Fabric 12. Trailed green glaze. Area C, Layers 187, 226.
- 466 Jug rim. Fabric 13. Area C, Layer 201?
- 467 Jug rim? Fabric 13. Sooting on exterior. Area C, Layer 187.
- 468 Jug rim. Fabric 13. Area C, Layer 179.
- 469 Jug rim. Fabric 13. Area B, Layer 86.
- 470 Jug rim. Fabric 13. Area C, Layer 186.
- 471 Cooking pot rim. Fabric 13. Sooted exterior. Area A, Layer 114.
- 472 Cooking pot rim. Fabric 13. Sooted interior. Area C, Layer 205.
- 473 Cooking or storage (?) pot rim. Fabric 13. Area A, Layer 136.
- 474 Cooking pot rim. Fabric 13. Heavy sooted surfaces. Area A, Layer 261.
- 475 Base. Fabric 13. Perforation. Heavily sooted. Area C, Layer 186.
- 476 Jug rim. Fabric 12. Splash of green glaze on exterior. Area C, Layer 209.
- 477 Cooking pot rim. Fabric 2. Area A, Layer 21.
- 478 Cooking pot rim. Fabric 7. Area A, Layer 138.
- 479 Cooking pot rim. Fabric 7. Area A, Layer 20.
- 480 Cooking pot rim. Fabric 7. Context lost.
- 481 Jug rim. Fabric 3. Splashes brown glaze on exterior. Area A, Layer 20.



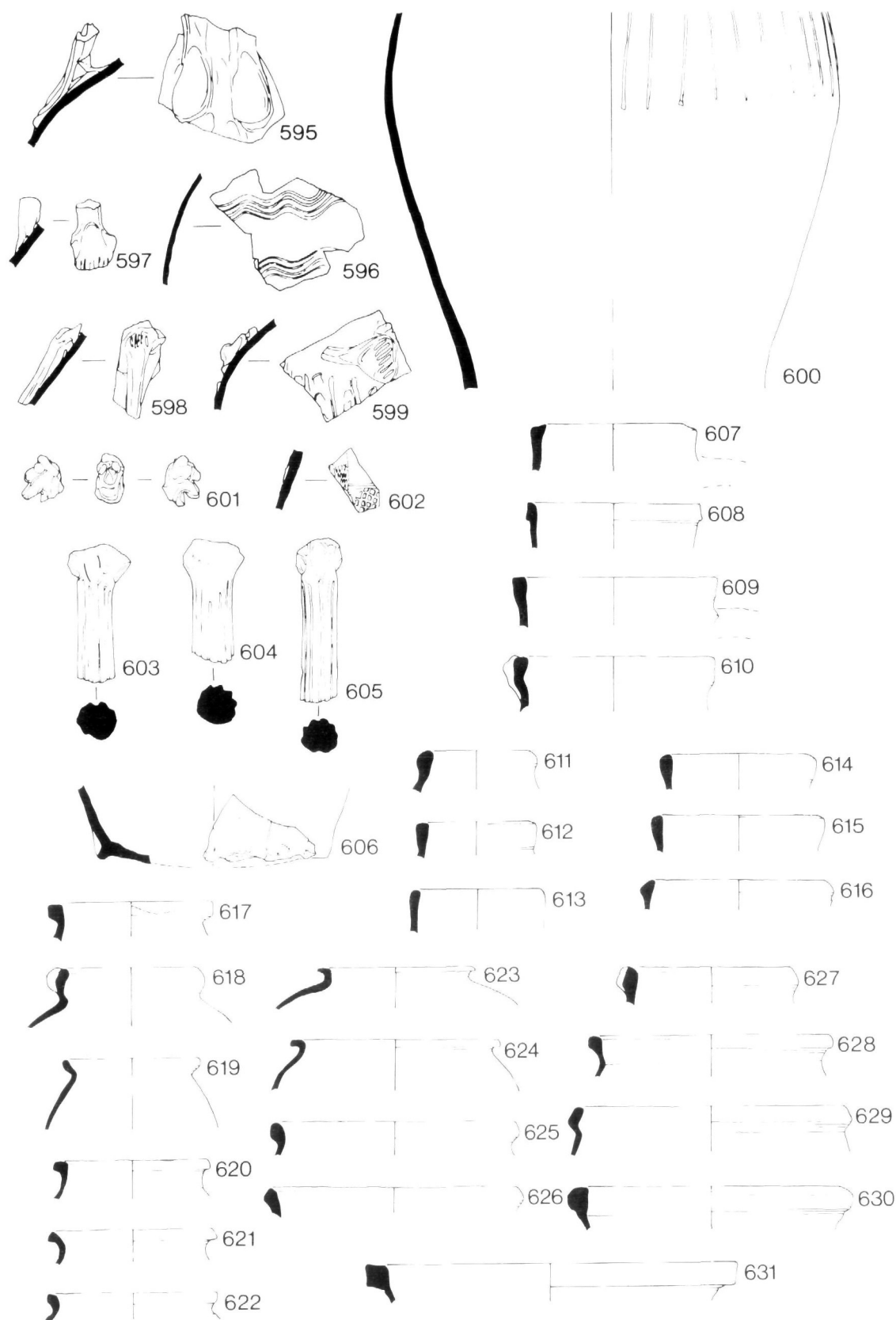
Ill 89 : Medieval pottery from 42 St Paul Street, Phase 9. Scale 1/4



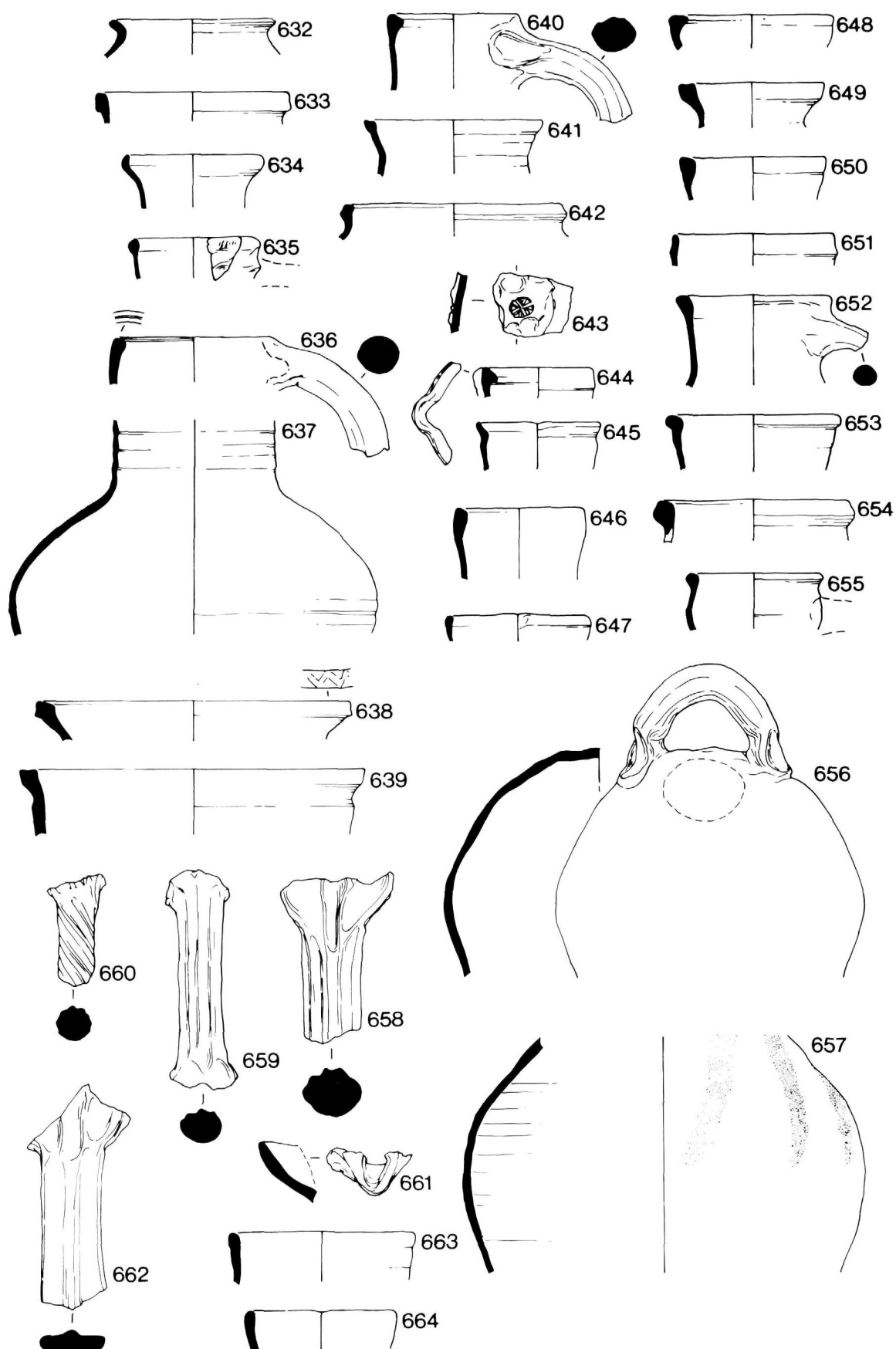
- 482 Cooking pot rim. Fabric 3. Sooted on exterior. Area A, Layer 150.
- 483 Cooking pot rim. Fabric 3. Area A, Layer 136.
- 484 Jug rim. Fabric 3. Splashes of green glaze on exterior. Area A, Layer 138.
- 485 Jug. Fabric 3. Area A, Layers 166, 138.
- 486 Ladle. Fabric 31. Area B, Layer 92.
- 487 Cooking pot rim. Fabric 37. Heavily sooted on exterior. Area C, Layer 206.
- 488 Aquamanile fragment. Fabric 19. Thick lustrous green glaze. Area E, Layer 5.
- 489 Jug rim. Fabric 19. External thick green glaze. Area E, Layer 5.
- 490 Jug rim. Fabric 19. External clear honey glaze. Area E, Layer 4.
- 491 Jug rim. Fabric 19. Thick green glaze externally to inner lip of rim. Area A, Layer 21.
- 492 Jug rim. Fabric 19. Patchy external green glaze. Area A, Layer 51.
- 493 Jug rim. Fabric 19. Thick lustrous green glaze. Kiln scars on top of rim. Area F, Layer 50.
- 494 Jug rim. Fabric 19. External thick lustrous green glaze. Area E, Layer 4.
- 495 Jug rim. Fabric 19. Patchy external green glaze. Area C, Layer 84.
- 496 Jug rim. Fabric 19. As 494. Area C, Layers 5, 23.
- 497 Jug strap-handle. Fabric 20. Thick green glaze. Deep slashes on sides of handle. Area C, Layer 179.
- 498 Jug rim. Fabric 20. Spot of yellow glaze on top of rim. Area C, Layer 187.
- 499 Base fragment of jug. Fabric 20. External orange glaze. Area A, Layer 51.
- 500 Jug rim. Fabric 20. Surface erosion but traces of orange glaze remain. Area E, Layer 4.
- 501 Jug rim. Fabric 20. Incised line below rim and splash of light green and clear glaze. Area E, Layer 4.
- 502 Jug base. Fabric 20. Green glaze. Kiln scar on thumb impressions. Area A, Layer 173.
- 503 Jug base. Fabric 20. As 502 with green glaze on underside of base. Area C, Layer 169.
- 504 Jug base. Fabric 30. Burnt on interior. All over external mottled green glaze. Area C, Layer 191.
- 505 Jug body sherd. Fabric 30. Applied pellet and strip decoration. Stippled area on ill is brown glaze on all over creamy yellow glaze. Area B, Layer 64.
- 506 Jug body sherd. Fabric 30. As 505. Area C, Layer 181.
- 507 Jug rim. Fabric 30. External yellow glaze. Area A, Layer 80.
- 508 Jug rim. Fabric 29. Thick mottled green glaze internally and externally. Area A, Layer 56.
- 509 Jug base. Fabric 29. Surfaces very eroded, no glaze survives. Area C, Layer 179.
- 510 Jug. Fabric 23. Horizontal lines of incised decoration. Area A, Layer 89.
- 511 Phase 9 (Ill 88-91)
- 511 Jug rim. Fabric 3. External green glaze. Area B, Layer 82.
- 512 Jug rim? Fabric 12. Spots of yellow glaze on rim. Area C, Layer 155.
- 513 Jug rim. Fabric 13. Area B, Layer 63.
- 514 Cooking pot rim. Fabric 13. Sooted exterior. Area F, Layer 13.
- 515 Jug rim. Fabric 12. Spot of yellow glaze below rim. Area A, Layer 129.
- 516 Jug rim. Fabric 12. Spot of yellow glaze on rim. Area D, Layer 41.
- 517 Cooking pot. Fabric 13. Sooted on exterior. Area A, Layer 128.
- 518 Cooking pot. Fabric 13. As 517. Area A, Layers 85, 92.
- 519 Cooking pot. Fabric 13. Area B, Layer 63.
- 520 Cooking pot. Fabric 13. Area A, Layer 50.
- 521 Cooking pot rim. Fabric 13. Heavily sooted. Area C, Layer 246.
- 522 Jug. Fabric 12. Partial dull green glaze on exterior and handle. Area A, Layers 2a, 74.
- 523 Jug rim. Fabric 12. Spots of orange glaze. Area F, Layer 56.
- 524 Jug handle. Fabric 2. Green/brown glaze. Deep perforations on handle. Area A, Layer 26.
- 525 Cooking bowl. Fabric 2. Internal brown glaze. Area D, Layer 62.
- 526 Cooking pot rim. Fabric 2. Area F, Layer 6.
- 527 Cooking pot rim? Fabric 2. Area C, Layer 39.
- 528 Cooking pot rim. Fabric 15. Sooted exterior. Area A, Layer 42.
- 529 Cooking pot rim. Fabric 15. As 528. Area A, Layer 85.
- 530 Cooking pot rim. Fabric 14. Area A, Layer 130.
- 531 Jug rim. Fabric 7. Area A, Layer 90.
- 532 Jug. Fabric 7. Traces of brown external glaze remain. Area A, Layers 85, 26, 28, 57, 42.
- 533 Drip pan. Fabric 3. Dull green glaze. Area B, Layer 42.
- 534 Jug handle. Fabric 3. Area D, Layer 25.
- 535 Jug. Fabric 3. Spots of brownish green glaze. Area F, Layer 6.
- 536 Jug. Fabric 3. As 535. Area F, Layer 4.
- 537 Jug. Fabric 3. As 535. Area F, Layer 4.
- 538 Jug rim. Fabric 3. As 535. Area F, Layer 6.
- 539 Jug rim. Fabric 3. External brown splash glaze. Area F, Layer 4.
- 540 Jug rim. Fabric 3. Spots of brown glaze. Area A, Layer 81.
- 541 Jug rim. Fabric 3. Area F, Layer 6.
- 542 Jug rim. Fabric 3. Area B, Layer 60.
- 543 Jug rim. Fabric 3. As 539. Area B, Layer 60.
- 544 Jug rim. Fabric 3. Spots of external brown glaze. Area F, Layer 4.
- 545 Jug rim. Fabric 3. Spots of green/brown glaze. Area B, Layer 61.
- 546 Jug rim. Fabric 3. Area B, Layer 61.
- 547 Sagging jug base. Fabric 3. Spots of brown glaze beneath base with kiln scars. Area C, Layer 161.
- 548 Pedestal base? Fabric 3. External brown glaze. Area A, Layer 36.
- 549 Jug rim. Fabric 3. Area B, Layer 60.
- 550 Jug rim? Fabric 3. Area F, Layer 6.
- 551 Jug rim. Fabric 3. As 544. Area C, Layer 177.
- 552 Jug rim. Fabric 3. External partial purple glaze. Area F, Layer 4.
- 553 Jug rim. Fabric 3. Area F, Layer 4.
- 554 Jug rim. Fabric 3. Area F, Layer 4.
- 555 Jug rim. Fabric 3. Area C, Layer 139.
- 556 Jug rim. Fabric 5. Traces of white slip. Area D, Layer 25.
- 557 Jug rim. Fabric 5. Area C, Layer 171.
- 558 Jug base. Fabric 5. Internal buff slip. Area A, Layer 85.
- 559 Jug rim. Fabric 5. Area C, Layer 133.
- 560 Jug rim, lid seated. Fabric 5. Purple brown glaze. Area F, Layer 15.
- 561 Jug rim. Fabric 32. External clear orange/brown glaze. Area B, Layer 76.



III 90 : Medieval pottery from 42 St Paul Street, Phase 9. Scale 1/4



Ill 91 : Medieval pottery from 42 St Paul Street, Phases 9-10. Scale 1/4

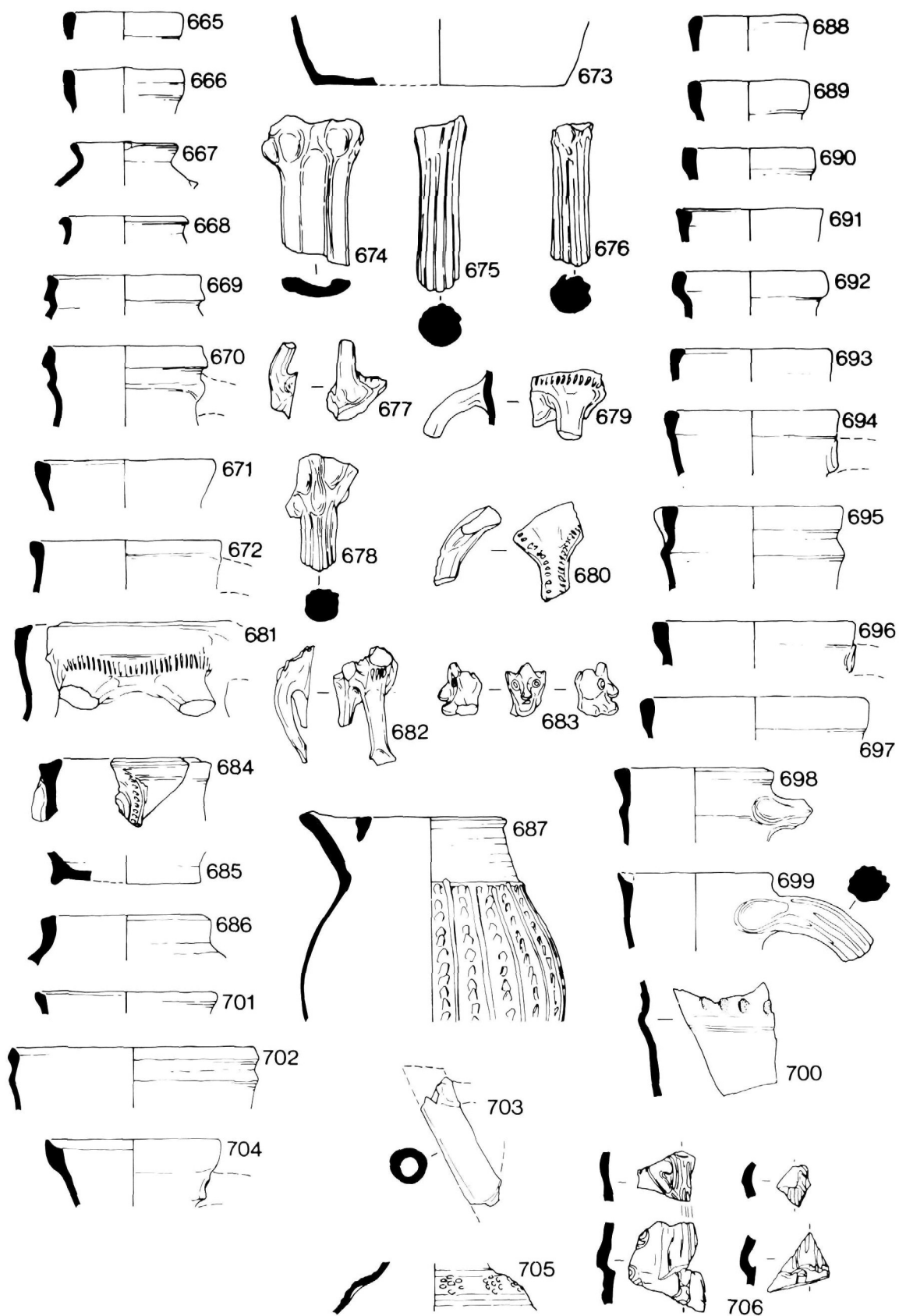


Ill 92 : Medieval pottery from 42 St Paul Street, Phase 10. Scale 1/4

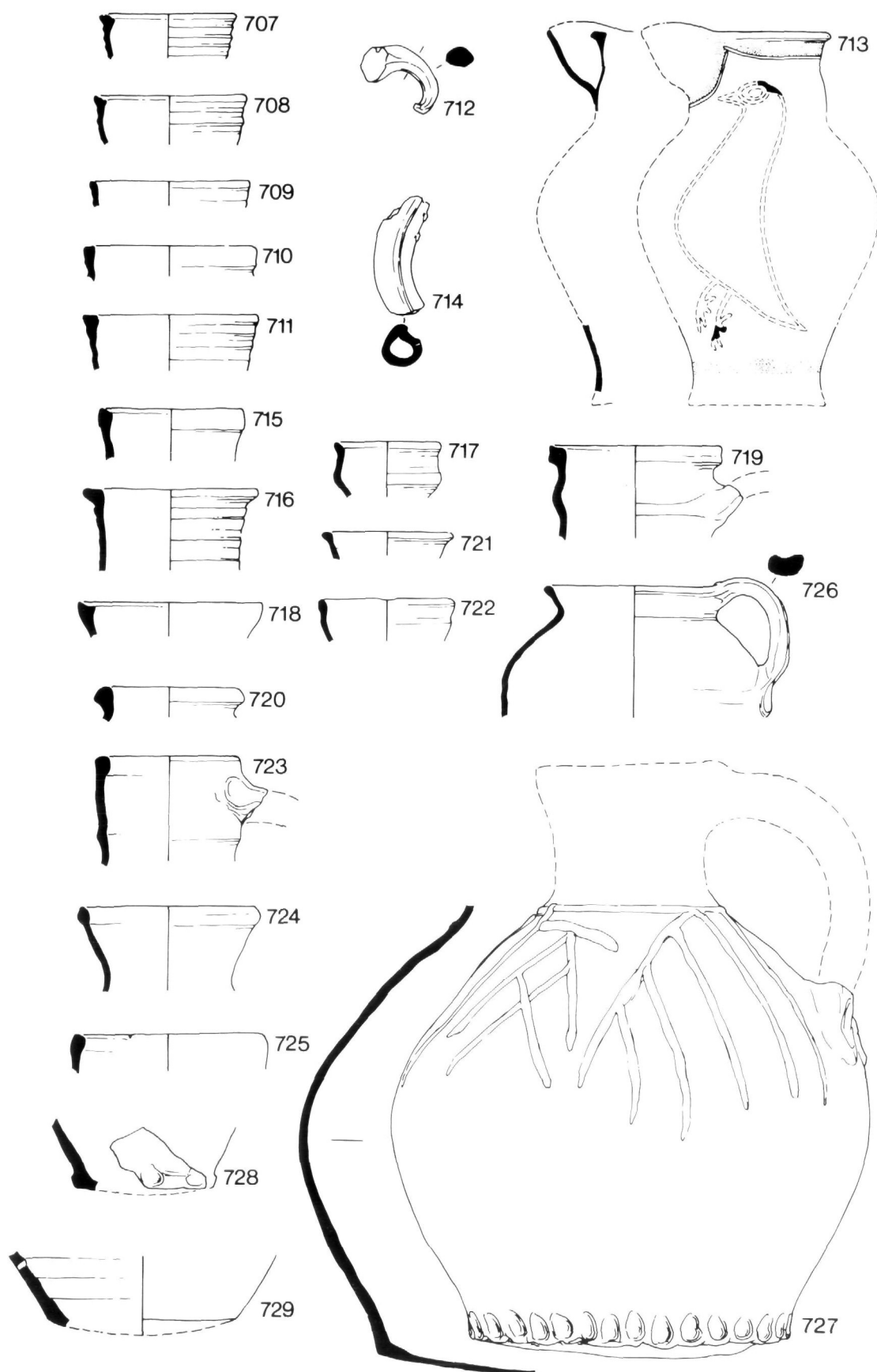
- 562 Jug rim. Fabric 32. As 561, with traces of external white slip. Area D, Layer 39.
- 563 Jug handle. Fabric 32. External green glaze on white slip. Area C, Layer 101.
- 564 Jug rim. Fabric 33. External yellow glaze on thick white slip. Area F, Layer 4.
- 565 Jug rim. Fabric 33. External clear red/brown glaze. Area C, Layer 99?
- 566 Jug rim. Fabric 34. External partial green glaze. Area A, Layer 74.
- 567 Jug rim. Fabric 35. External clear glaze with copper additions. Area A, Layer 74.
- 568 Jug rim. Fabric 35. External yellow glaze on white slip. Area F, Layer 4.
- 569 Jug rim. Fabric 35. Pale olive green external glaze. Area A, Layer 92.
- 570 Jug rim. Fabric 35. As 569. Area F, Layer 4.
- 571 Jug. Fabric 27. Imitation Rouen decoration. Stippled area on ill is purple glaze on olive green glaze. Raised strip and dot decoration. Area F, Layers 4, 6.
- 572 Cooking pot rim. Fabric 22. Area C, Layer 2; Area B, Layer 81; Area A, Layer 92.
- 573 Cooking pot. Fabric 22. Area C, Layer 106.
- 574 Jug rim. Fabric 37. Area C, Layer 163.
- 575 Rod handle. Fabric 37. Deep indentation at junction of handle and body. Area A, Layer 36.
- 576 Cooking pot rim. Fabric 37. Area C, Layer 246.
- 577 Cooking pot rim. As 576. Area A, Layer 24; Area F, Layer 4.
- 578 Jug rim. Fabric 8. Area C, Layer 139.
- 579 Jug rim. Fabric 8. Thick purplish external glaze. Area F, Layer 19.
- 580 Jug handle. Fabric 8. Splashes of purple glaze. Area F, Layer 4.
- 581 Jug base. Fabric 29. Internal light green mottled glaze. Burnt exterior. Area C, Layer 78.
- 582 Jug, thumbled sagging base. Fabric 20. Area C, Layer 93.
- 583 Jug. Fabric 20. Area A, Layer 96.
- 584 Jug. Fabric 20. Partial external pale olive green glaze. Area A, Layers 86, 88?
- 585 Jug. Fabric 20. Area B, Layer 97.
- 586 Jug rim. Fabric 20. Area D, Layer 62.
- 587 Jug rim. Fabric 20. External olive green glaze. Area C, Layer 212.
- 588 Jug rim. Fabric 20. Area C, Layer 140.
- 589 Jug rim. Fabric 20. Splashes of external green glaze. Area B, Layer 49.
- 590 Jug rim, lid seated. Fabric 20. External green glaze. Area B, Layer 73.
- 591 Jug rim. Fabric 20. As 589. Area A, Layer 47.
- 592 Jug rim. Fabric 20. As 589. Area C, Layer 93.
- 593 Jug. Fabric 39. Decorated with crossed lines of cream glaze on orange/brown glaze with raised brown glazed dots. Area A, Layer 57.
- 594 Cooking pot rim? Fabric 23. Area B, Layer 81.
- 595 Jug. Fabric 9. External partial purple glaze. Area F, Layer 15.
- 596 Jug. Fabric 21? Incised wavy line decoration with external olive green glaze. Area A, Layers 89, 128, 115.
- 597 Jug handle. Fabric 19. Thick dark green glaze. Area A, Layer 74.
- 598 Jug handle, probably from face-mask jug. Fabric 19. External thick dark green glaze. Area C, Layer 130.
- 599 Face-mask jug fragment? Fabric 19. As 598. Area A, Layer 97.
- 600 Jug. Fabric 19. Raised vertical line decoration. External dark green glaze to bottom of vertical lines. Area C, Layer 163.
- 601 Knight jug head(?) crudely executed. Fabric 19. Thick green glaze. Area A, Layer 41.
- 602 Jug sherd. Fabric 19. Lattice decoration. Thick light green glaze. Area B, Layer 63.
- 603 Rod handle. Fabric 19. Thick dark green glaze. Area C, Layer 133.
- 604 Rod handle. Fabric 19. As 603. Area C, Layer 133.
- 605 Rod handle. Fabric 19. As 603. Area C, Layer 132.
- 606 Jug. Thumbled base. Fabric 19. Spots of external green glaze on bottom of base. Area F, Layer 38.
- 607 Jug rim. Fabric 19. Thick external dark green glaze to internal top of rim. Area C, Layer 101.
- 608 Jug rim. Fabric 19. As 607. Area F, Layer 57.
- 609 Jug rim. Fabric 19. As 607. Area F, Layer 4.
- 610 Jug rim. Fabric 18. Spots of external green and orange glaze. Area C, Layer 99.
- 611 Jug rim. Fabric 19. As 607. Area C, Layer 151.
- 612 Jug rim. Fabric 19. As 607. Area A, Layer 47.
- 613 Jug rim. Fabric 19. As 607. Area F, Layer 4.
- 614 Jug rim. Fabric 19. As 607. Area C, Layer 132.
- 615 Jug rim. Fabric 19. As 607. Area C, Layer 133.
- 616 Jug rim. Fabric 19. As 607. Area C, Layer 155.
- 617 Jug rim. Fabric 19. No glaze. Area A, Layer 103.
- 618 Pinch spouted pouring vessel. Fabric 19. External crazed light olive green glaze. Area C, Layer 133.

#### Phase 10 (Ill 91-94)

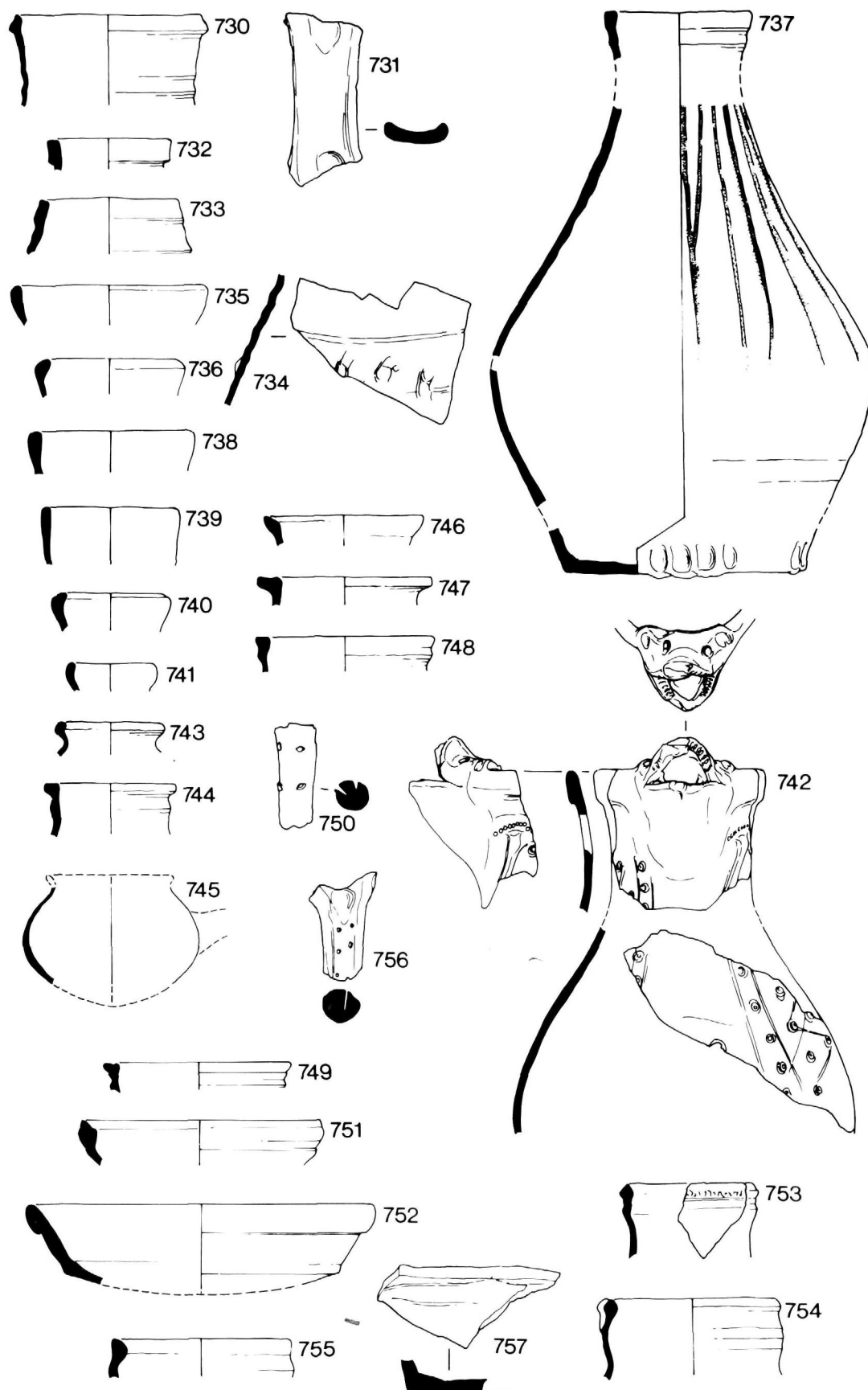
- 619 Cooking pot. Fabric 14. Heavily sooted exterior. Area C, Layer 2.
- 620 Cooking pot rim. Fabric 14. As 619. Area F, Layer 5.
- 621 Cooking pot rim. Fabric 14. Heavily sooted exterior. Area D, Layer 29.
- 622 Cooking pot rim. Fabric 14. As 621. Area D, Layer 66.
- 623 Cooking pot rim. Fabric 14. Heavily sooted exterior. Area C, Layer 2.
- 624 Cooking pot rim. Fabric 14. No external sooting. Area D, Layer 13.
- 625 Cooking pot rim. Fabric 15. Sooted exterior. Area D, Layer 23.
- 626 Cooking pot rim. Fabric 15. Area A, Layer 2a.
- 627 Jug rim. Fabric 12. Area A, Layer 2a.
- 628 Cooking pot rim. Fabric 13. Sooted exterior. Area C, Layer 2.
- 629 Cooking pot rim. Fabric 13. Heavily sooted exterior. Area D, Layer 29.
- 630 Cooking pot rim. Fabric 13. Area D, Layer 7.
- 631 Cooking pot rim. Fabric 12. Area D, Layer 57.
- 632 Cooking pot rim. Fabric 2. Heavily sooted. Area A, Layer 2a.
- 633 Jug rim ? Fabric 37. Area A, Layer 2a.
- 634 Jug rim. Fabric 37. As 633. Traces of exterior vitrified dark olive green glaze. Area A, Layer 2.
- 635 Jug rim. Fabric 37. As 633. Area A, Layer 2a.
- 636 Jug rim and handle. Fabric 37. As 633. Deep indentation at junction of body and handle. Incised line at top of rim. Area A, Layers 16, 2a.
- 637 Jug, hump-shouldered? Fabric 37. Area B, Layer 52. (Verhaeghe 1970, fig 1)
- 638 Cooking pot rim. Fabric 22. Incised wavy line on top of rim. Area B, Layer 28.
- 639 Cooking pot rim. Fabric 22. Area C, Layer 2.
- 640 Jug rim and handle. Fabric 22. Some exterior burning. Area F, Layer 5.
- 641 Jug rim. Fabric 22. As 640. Area A, Layer 26.
- 642 Jug rim. Fabric 22. As 640. Area A, Layer 26.



Ill 93 : Medieval pottery from 42 St Paul Street, Phase 10. Scale 1/4




III 94 : Medieval pottery from 42 St Paul Street, Phases 10-11. Scale 1/4



III 95 : Medieval pottery from 42 St Paul Street, Phases 11-12. Scale 1/4



- 643 Body sherd. Fabric 3. Stamped cartwheel decoration on raised applied piece, probably at base of handle. External dull olive green glaze. Area A, Layer 2a.
- 644 Jug rim. Fabric 3. Area F, Layer 3.
- 645 Jug rim. Fabric 3. Area C, Layer 60.
- 646 Jug rim. Fabric 3. External rough green/brown glaze. Area B, Layer 52.
- 647 Jug rim. Fabric 3. Area A, Layer 26.
- 648 Jug rim. Fabric 3. Area A, Layer 2a.
- 649 Jug rim. Fabric 3. Area F, Layer 12.
- 650 Jug rim. Fabric 3. External splashes of green/brown glaze. Area C, Layer 60.
- 651 Jug rim. Fabric 3. Trace of external creamy pink slip. Area D, Layer 57.
- 652 Jug. Fabric 3. External dirty olive green glaze. Area D, Layer 13.
- 653 Jug rim. Fabric 3. No glaze. Area A, Layer 26.
- 654 Jug rim. Fabric 3. Indication of possible bridge spout. Area D, Layer 13.
- 655 Jug rim. Fabric 3. As 652. Area D, Layer 13.
- 656 Urinal. Fabric 3. External trailed olive/brown glaze. (Cruden 1953, 169). Area A, Layer 2a.
- 657 Urinal? Fabric 3. As 656. Area B, Layer 52.
- 658 Jug handle. Fabric 3. As 644. Brown uneven glaze. Impression of wavy line decoration has been left on the inside of the handle where it joins the body (Not shown on illustration). Area F, Layer 5.
- 659 Jug handle. Fabric 3. Patches of yellow and brown glaze. Area F, Layer 2.
- 660 Pulled and twisted handle. Fabric 3. Dirty olive green/brown glaze. Area D, Layer 13.
- 661 Jug spout. Fabric 3. As 660. Area A, Layer 22.
- 662 Handle. Fabric 9. Partial purple glaze, Area A, Layer 2.
- 663 Jug rim. Fabric 10. Area A, Layer 30.
- 664 Jug rim. Fabric 8. Patches of external purple glaze. Area D, Layer 18.
- 665 Jug rim. Fabric 5. Cream slip with external dull olive green glaze. Area A, Layer 18.
- 666 Jug rim. Fabric 5. External purple glaze. Area A, Layer 26.
- 667 Jug rim? Fabric 5. External purple glaze. Area F, Layer 3.
- 668 Jug rim? Fabric 5. No glaze. Area D, Layer 19.
- 669 Jug rim. Fabric 5. Area A, Layer 2a.
- 670 Jug rim. Fabric 5. Patch of external green/brown glaze. Area A, Layer 2a.
- 671 Jug rim. Fabric 5. Spots of external brown glaze. Area A, Layer 18.
- 672 Jug rim. Fabric 5. Cream slip with thick external purple glaze. Area D, Layer 57.
- 673 Flat base. Fabric 5. Area A, Layer 2a.
- 674 Strap handle. Fabric 20. Mottled green glaze. Area F, Layer 5.
- 675 Rod handle. Fabric 18. Thick green/brown glaze. Area C, Layer 2.
- 676 Rod handle. Fabric 19. Mottled green glaze. Area C, Layer 133.
- 677 Handle from face-mask jug? Fabric 19. Thick dark green glaze. Area A, Layer 26.
- 678 Rod handle. Fabric 19. As 676. Area A, Layer 26.
- 679 Handle. Fabric 19. As 677. Deep incisions on top of handle. Area A, Layer 2a.
- 680 Handle from (?) bottom of bearded face-mask jug? Fabric 19. Thick dark green glaze. Area A, Layer 2a.
- 681 Jug. Fabric 19. Area A, Layers 26, 16.
- 682 Portion of knight jug (?) Fabric 19. Thick dark olive green glaze. Area A, Layer 26.
- 683 Finely moulded head from knight jug. Eyes pierced, mouth slashed. Fabric 19. Lustrous dark green glaze. Area C, Layer 2.
- 684 Jug, with corner of eye of face mask. Fabric 19. Thick external lustrous green glaze. Area A, Layer 18.
- 685 Jug base. Fabric 19. Area D, Layer 57.
- 686 Jug rim. Fabric 19. Thick dull green glaze to inner rim. Kiln scar on top of rim. Area C, Layer 2.
- 687 Jug. Fabric 19. External green glaze over applied scale decoration between applied vertical lines. Area A, Layer 30.
- 688 Jug rim. Fabric 19. Lustrous green glaze on top and inner lip of rim. Area A, Layer 18.
- 689 Jug rim. Fabric 19. External green glaze below rim. Area A, Layer 18.
- 690 Jug rim. Fabric 19. As 688. Area C, Layer 14.
- 691 Jug rim. Fabric 19. External lustrous green glaze. Area A, Layer 26.
- 692 Jug rim. Fabric 19. External lustrous green glaze to inner lip of rim. Area D, Layer 50.
- 693 Jug rim. Fabric 19. As 689. Area D, Layer 13.
- 694 Jug rim. Fabric 19. As 688. Area A, Layer 2a.
- 695 Jug rim. Fabric 18. External thick lustrous green glaze. Area D, Layer 23.
- 696 Jug rim. Fabric 19. As 689. Area A, Layer 2a.
- 697 Jug rim. Fabric 19. As 689. Area F, Layer 5.
- 698 Jug rim. Fabric 19. External thick lustrous green glaze to inner lip of rim. Burnt on exterior. Area C, Layer 2.
- 699 Jug handle. Fabric 18. As 695. Area C, Layer 2.
- 700 Jug sherd. Fabric 19. External pale orange glaze on applied scale decoration with darker orange glaze. Area A, Layer 26.
- 701 Jug rim. Fabric 10. Thick very dark green glaze. Area A, Layer 2b.
- 702 Jug rim. Fabric 10. Traces of trailed white slip. Area A, Layer 28.
- 703 Tubular spout. Fabric 9. Dull olive green glaze with spots of brown glaze. Area D, Layer 29.
- 704 Jug rim. Fabric 9. No glaze. Possibly local. Area D, Layer 13.
- 705 Jug fragment. Fabric 32. The 'raspberry' bosses are pushed out into a mould and covered by a thick green glaze. There is no trace of the white slip usually associated with Aardenburg-type wares of this sort. Area A, Layer 18.
- 706 Jug. Four fragments of mould-impressed figure dressed in calf-length sleeveless tunic, the right hand placed on hip. Covered in thick lustrous green glaze,



- traces of underlying white slip in places but not all over. See discussion p 125. Area A, Layers 2b, 81 and Area F, Layer 4.
- 707 Jug rim. Fabric 32. External yellow glaze on white slip. Area A, Layer 30.
- 708 Jug rim. Fabric 32. As 707. Area C, Layer 2.
- 709 Jug rim. Fabric 33. External clear orange/brown glaze. Area F, Layer 9.
- 710 Jug rim. Fabric 33. As 709. Eroded surfaces. Area C, Layer 2.
- 711 Jug rim. Fabric 33. External patchy green/brown glaze. Area A, Layer 30.
- 712 Ladle handle. Fabric 31. Dark grey metallic finish. Area A, Layer 30.
- 713 Saintonge polychrome jug. Fabric 30. Stippled bands on ill are light green with possible bird motif in purple, below creamy clear glaze. Area B, Layers 52, 12, 36, 66, 74, 87.
- 714 Tubular handle. Fabric 29. Areas of mottled green glaze. Two perforations in handle. (Barton 1966, 75). Area D, Layer 13.
- 715 Jug rim. Fabric 29. Patches of light olive green glaze. Area C, Layer 2.
- 716 Jug rim. Fabric 29. External olive green glaze. Area A, Layers 2b, 30.
- 717 Jug rim. Fabric 29. As 716. Area C, Layer 2.
- 718 Bottle. Fabric 21. External clear glaze with flecks of mottled green. Kilmurry form 18-12 (Kilmurry 1980, 292). Area C, Layer 2.
- 719 Jug rim. Fabric 20. External drab olive green glaze. Area F, Layer 5.

#### Phase 11 (Ill 94-95)

- 720 Jug rim. Fabric 12. Area B, Layer 38.
- 721 Jug rim. Fabric 3. Spots of purple/brown glaze. Area B, Layer 32.
- 722 Jug rim. Fabric 3. As 721. Area B, Layer 10.
- 723 Jug rim. Fabric 3. No glaze. Area B, Layer 87.
- 724 Jug rim. Fabric 3. As 723. Area B, Layer 10.
- 725 Jug rim. Fabric 3. Traces of external purple/brown glaze. Area B, Layer 32.
- 726 Handled cooking vessel. Fabric 3. Patches of external dull olive green glaze. Area B, Layers 32, 11, 40.
- 727 Large jug or pitcher. Fabric 3. Applied line decoration on upper portion of body forming panel containing stylised 'A'. All over purple/brown glaze. Thumbled sagging base. Area B, Layer 40.
- 728 Base. Fabric 3. Area B, Layer 32.
- 729 Base. Fabric 3. Heavily sooted. Perforation in wall of vessel. Area B, Layer 40.
- 730 Jug rim. Fabric 5. Purple glaze on top of rim and trailing down external surface. Area B, Layer 75.
- 731 Handle. Fabric 8. Purple glaze. Local? Area A, Layer 9.
- 732 Jug rim. Fabric 20. External olive green glaze. Area B, Layer 37.
- 733 Jug rim. Fabric 20. As 732. Area B, Layer 47.
- 734 Jug. Fabric 20. As 732. Applied pellet decoration. Area B, Layer 58.
- 735 Jug rim. Fabric 20. As 732. Area B, Layer 29.
- 736 Jug rim. Fabric 19. Thick lustrous green glaze to inner lip of rim. Area B, Layer 15.
- 737 Jug. Fabric 18. External orange glaze and green glazed vertical stripes. Area B, Layer 38 (Area E, Layer 92).
- 738 Jug rim. Fabric 18. Thick lustrous green glaze to inner lip of rim. Area C, Layer 42.
- 739 Jug rim. Fabric 18. As 738. Area B, Layer 32.
- 740 Jug rim. Fabric 18. As 738. Area B, Layer 13.

- 741 Jug rim. Fabric 18. As 738. Area B, Layer 36.
- 742 Zoomorphic jug. Spout in form of beast's head. Fabric 18. Pattern of raised dot and circle decoration, some joined by zig-zag lines, covered by thick lustrous green glaze. (see 271). Area B, Layers 40, 42, 32.



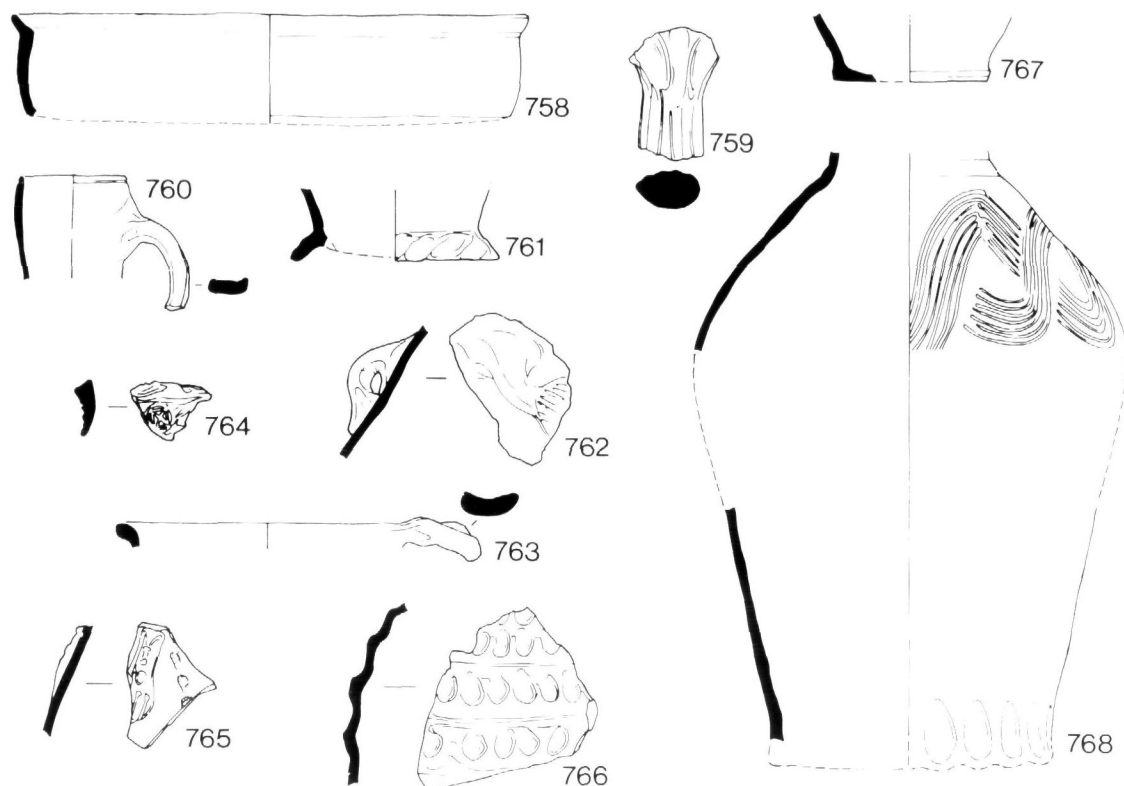
- 743 Jug rim? Fabric 10. Thick dark olive green glaze. Area B, Layer 55.
- 744 Jug rim. Fabric 10. As 743. Burnt exterior. Area B, Layer 34.
- 745 Ladle. Fabric 31. Area C, Layer 172.
- 746 Jug rim. Fabric 32. External green glaze on white slip. Area B, Layer 15.
- 747 Jug rim. Fabric 33. External olive green glaze. Area B, Layer 26.
- 748 Jug rim. Fabric 33. External thick orange glaze. Area B, Layer 38.
- 749 Jug rim. Fabric 30. Traces of external glaze. Area B, Layer 18/35.
- 750 Handle. Fabric 29. Mottled green glaze. Deep perforations in handle. Area C, Layer 121.
- 751 Bottle rim. Fabric 21. Kilmurry form 18-13 (Kilmurry 1980, 292). Area C, Layer 26.
- 752 Dish. Fabric 39. Rim folded over. Bright red internal surfaces with orange glaze. Sooting on exterior. Area B, Layer 57.

#### Phase 12 (Ill 95-96)

- 753 Jug rim. Fabric 3. Crude rouletting around outside of rim. Area D, Layer 2.
- 754 Jug rim. Fabric 3. Trail of external purple glaze. Area D, Layer 4.
- 755 Jug rim. Fabric 3. Area D, Layer 2.
- 756 Jug handle. Fabric 3. Deep prick marks in handle. Area D, Layer 2.
- 757 Drip pan? Fabric 9. Uneven olive green/brown glaze. Area D, Layer 4.
- 758 Cooking pot. Fabric 2. Spots of yellow glaze on top of rim. Heavily sooted. Area D, Layer 4.
- 759 Jug handle. Fabric 20. Light olive green glaze. Area D, Layer 4.
- 760 Jug rim and handle. Fabric 41. Area D, Layer 2.

#### Phase 13 (Ill 96).

- 761 Jug base. Fabric 41. Area E, Layer 1.
- 762 Jug. Fabric 3. External dull purple glaze with spots of olive green glaze. The handle is possibly shaped like an arm with incised lines where the 'hand' joins the body. Very similar to Grimston Ware decorated



Ill 96 : Medieval pottery from 42 St Paul Street, Phases 12-13 and 768, Phase 10. Scale 1/4

- 763 Jug rim and handle. Fabric 3. Gritty micaceous fabric. Area C, Layer 1.
- 764 Jug fragment. Fabric 3. External olive green/brown glaze over circular stamp with diagonal crossing lines in a square. Area A, Layer 15.
- 765 Fragment of decorated jug. Fabric 3. Dirty green glaze on applied arm. Applied scale decoration covered with purple glaze. cf Kings Lynn (Clarke and Carter 1977, fig 91: 19)
- 766 Jug fragment. Fabric 8. External dark purple green glaze on horizontal bands of finger impressed decoration. Area F, Layer 1.
- 767 Jug base. Fabric 29. Internal and external spots of mottled green glaze. Area E, Layer 2.
- 775 Scarborough Ware jug. Possibly bottom portion of tubular spout. Fabric 18. Trench 1, Layer 24.
- 776 Jug. Post-medieval. Very abraded. Buff-red to fine micaceous fabric. Traces of external and internal green glaze. Trench 1, Layer 17.
- 777 Jug. Post-medieval. Red, fine micaceous fabric with some grit inclusions. External thick brown glaze on incised line decoration. Trench 1, Layer 24.
- 778 Jug. Post-medieval. As 776. Trench 1, Layer 20.
- 779 Jug rim. Fabric 10. Abraded. Trench 1, Layer 20.
- 780 Jug rim. Fabric 8. Spots of external glaze, decomposed. Trench 1, Layer 24.
- 781 Dish? Post-medieval. Buff-brown, fine micaceous fabric. Internal green/brown glaze. Trench 1, Layer 19.
- 782 Jug rim. Post-medieval. As 781. Trench 1, Layer 18.
- 783 Jug rim. Fabric 8. Very abraded, traces of external purple glaze. Trench 1, Layer 19.
- 784 Jug. Fabric 8. Abraded. Traces of internal green-brown glaze. Trench 1, Layer 19.
- 785 Lid. Fabric 10. Traces of purple glaze. Trench 1, Layer 17.
- 786 Jug handle. Fabric 3. Green-brown glaze. Trench 1, Layer 38.
- 787 Jug rim. Post-medieval. Red-brown, fine micaceous fabric. Internal purple glaze. Trench 1, Layer 11.

#### Phase 10 (Ill 96)

- 768 Jug. Fabric 10. External dark brown glaze. Bands of incised line decoration on shoulder. Area D, Layers 7, 19.

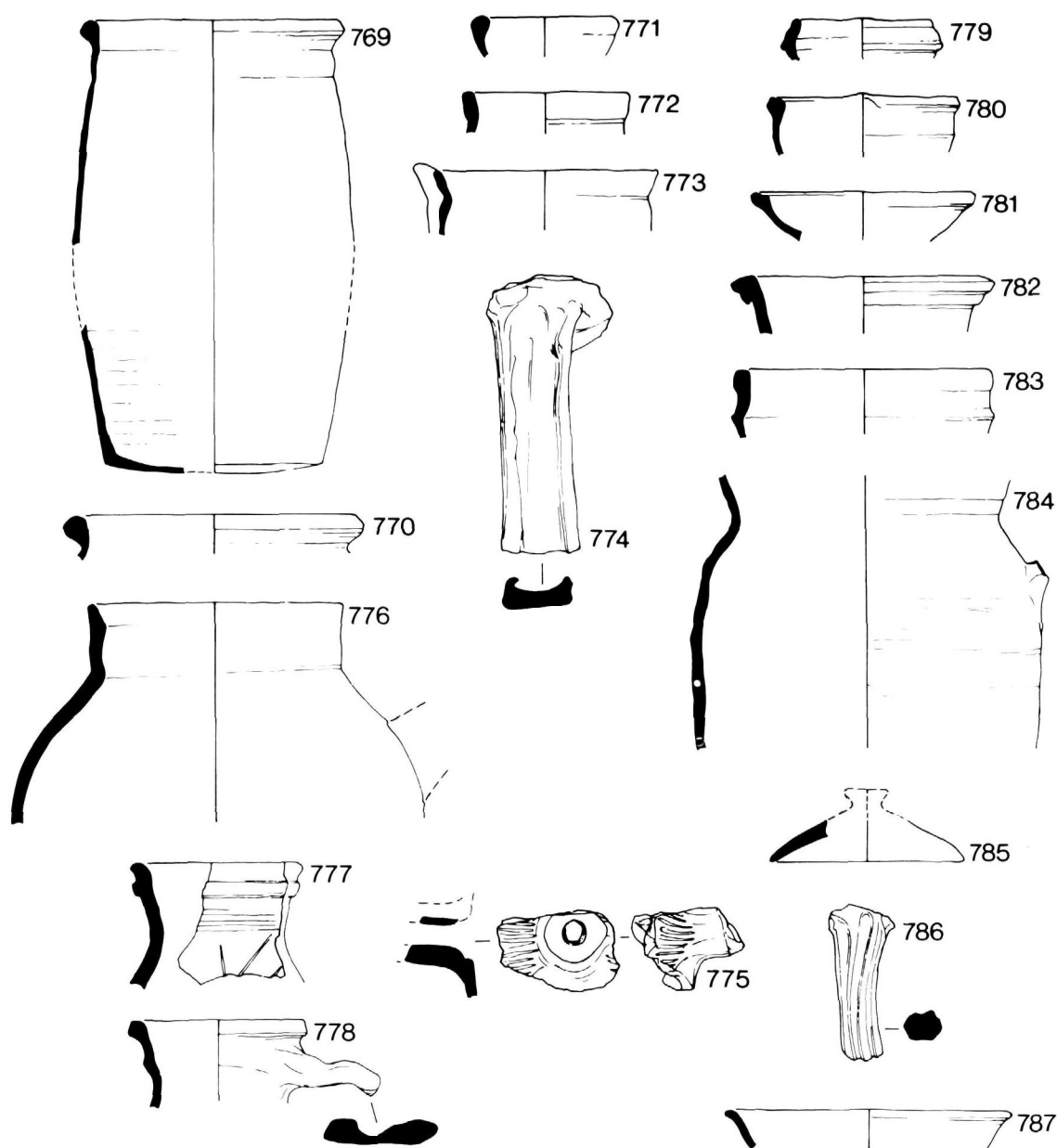
#### 45-59 GREEN (Ill 97)

- 769 Cooking pot. Fabric 13. Heavily sooted exterior. Trench 1, Layers 24, 28.
- 770 Cooking pot rim. Fabric 13. Trench 1, Layer 24.
- 771 Jug rim. Fabric 3. Abraded. Trench 1, Layer 24.
- 772 Jug rim. Fabric 3. Abraded. Trench 1, Layer 24.
- 773 Jug rim. Fabric 3. Abraded, traces of glaze on interior. Trench 1, Layer 24.
- 774 Jug rim. Fabric 35. Abraded. External mottled green glaze. Trench 1, Layers 21, 24.

#### 67-71 GREEN

#### Medieval (Ill 98)

- 788 Cooking pot rim. Fabric 7. Traces of pinkish slip. Layer 26.
- 789 Jug rim. Fabric 3. Splash of green-brown glaze above handle. Layer 19.

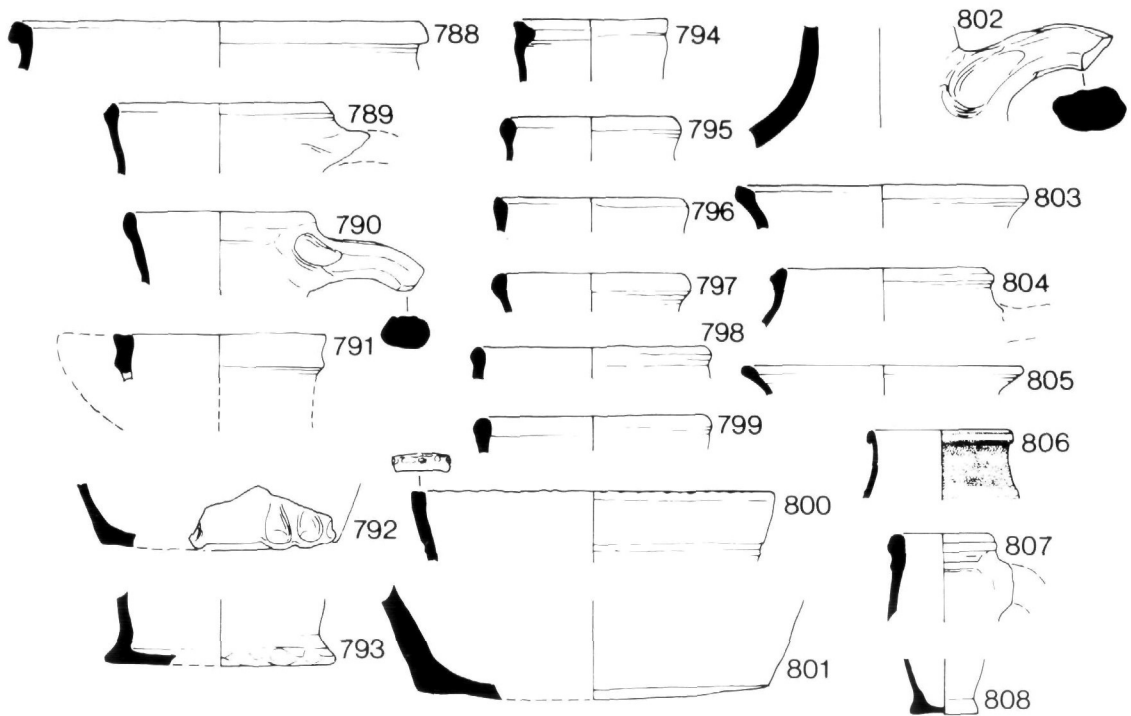


Ill 97 : Medieval pottery from 45-59 Green. Scale 1/4

- 790 Jug rim and handle. Fabric 3. No trace of glaze. Layer 19.
- 791 Jug rim. Fabric 8. Traces of green-brown glaze. Layer 19.
- 792 Thumbed base.. Fabric 18. Thick lustrous green glaze. Layer 40.
- 793 Jug base. Fabric 35. Spots of dirty green glaze. Layer 40.
- 794 Jug rim. Fabric 3. Spot of brown glaze. Layer 5e.
- 795 Jug rim. Fabric 3. No glaze. Layer 5f/g.
- 796 Jug rim. Fabric 3. No glaze. Layer 5f/g.
- 797 Jug rim. Fabric 3. No glaze. Layer 5e.
- 798 Jug rim. Fabric 3. No glaze. Layer 5c.
- 799 Jug rim. Fabric 3. No glaze. Layer 16b.

#### Post-medieval (Ill 98)

- 800 Fine red sandy micaceous fabric. Internal yellow-brown glaze, external to outer rim. External sooting. Probably local. Layer 5c.
- 801 Jug base. Pink-buff outer surface on grey core. Fine micaceous fabric with quartzite grit inclusions. Spots of green-brown external glaze. Probably local. Layer 16c.
- 802 Jug handle. As 801. Layer 5.
- 803 Jug rim. Red sandy micaceous fabric with quartzite inclusions. Very abraded, traces of yellow-green glaze. Local? Layer 16c.
- 804 Jug rim. Red surfaces on grey core. Fine, sandy micaceous fabric, some quartzite inclusions. Possibly local. Layer 5c.

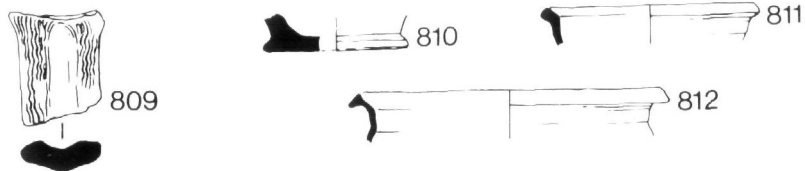


Ill 98 : Medieval pottery from 67-71 Green. Scale 1/4

- 805 Jug rim. Grey-brown fine sandy micaceous fabric. Internal green-brown glaze. Possibly local. Layer 16b.  
 806 Rim. Red-brown, fine fabric with small quartz inclusions. Horizontal bands of white slip on top and side of rim and base of neck are covered by a clear glaze. Possibly local. Layer 16.  
 807 Stoneware bottle. Grey, with external clear glaze and internal brown glaze. Layer 16.  
 808 Base. Grey, fine sandy fabric. Internal and external green glaze, partly decomposed. Layer 16c.

#### 2-16 HARRIET ST (Ill 99)

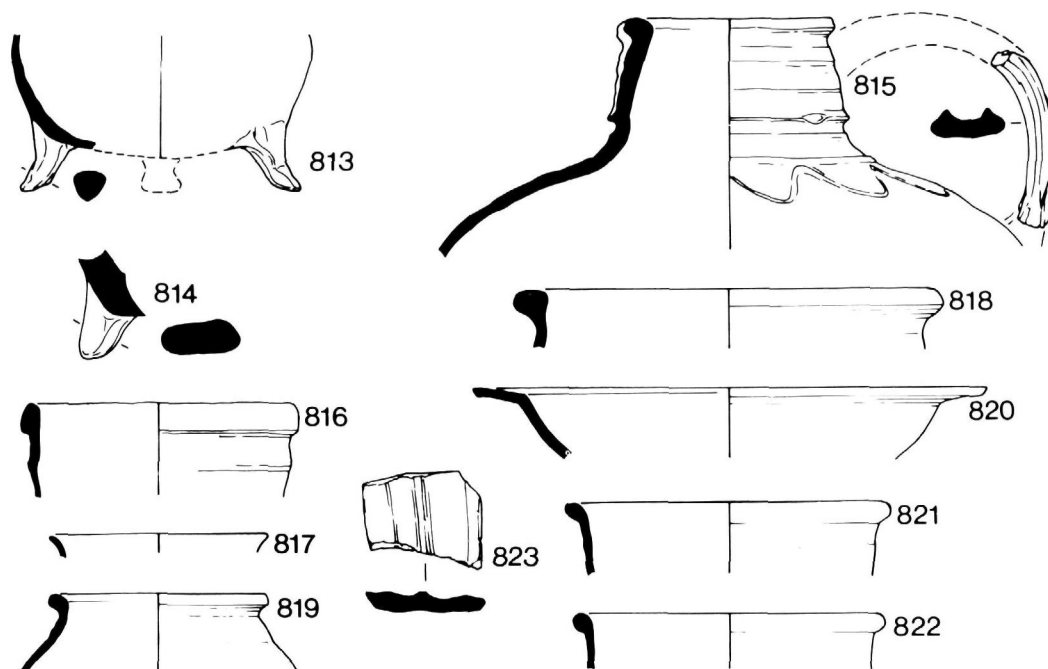
- 809 Jug handle. Fabric 20. Very abraded. Incised wavy-line decoration. Traces of green glaze. Layer 15.  
 810 Jug base. Fabric 3. Very abraded. Traces of yellow-green glaze. Layer 2.  
 811 Jug rim. Fabric 3. Abraded. Spots of brown glaze. Layer 7.  
 812 Cooking pot rim. Fabric 7. Very abraded. Traces of cream slip. Layer 10.



Ill 99 : Medieval pottery from 2-16 Harriet Street. Scale 1/4

#### 6-8 CASTLE TERRACE (Ill 100)

- 813 Pipkin base and leg. Reddish buff, fine very micaceous fabric. Internal green-brown glaze. Layer 69, Phase 4.  
 814 Pipkin foot? As 813. Layer 71, Phase 4.  
 815 Jug. Grey, fine, micaceous fabric with occasional black inclusions. Incised wavy-line decoration on shoulder. Traces of thick grey green glaze remain. Layers 22, 45, Phases 4/5.  
 816 Jug rim. Fabric 5. Spots of brown-green glaze. Layer 48, contaminated.  
 817 Jug rim. As 805. Layer 68, Phase 4.  
 818 Cooking pot rim. Fabric 13. Layer 21, Phase 5.  
 819 Cooking pot rim. Fabric 7. Traces of cream slip. Sooted on rim. Layer 27, Phase 6.  
 820 Bowl. Red, fine, hard fabric. Thick internal white slip covered by clear glaze, streaked green and brown. Possibly Perth. Layer 14, Phase 8.  
 821 Jar? Red, fine, slightly micaceous fabric. Possibly Perth. Layer 21, Phase 5.  
 822 Jar. As 821. Possibly Perth. Layer 4, Phase 8.  
 823 Handle fragment, probably from jug or jar with strap and bucket handles. Fabric 28. (cf Platt and Coleman-Smith 1975, fig 190: 1074). Layer 14, Phase 8.



Ill 100 : Medieval and post-medieval pottery from 6-8 Castle Terrace. Scale 1/4

---

## THE POTTERY FROM SHORE BRAE

---

C M BROOKS, G R HAGGARTY, L M THOMS

---

The following report on the pottery from Shore Brae and the drawings in Ill 101 were prepared after the 1974 excavations. Subsequently the pottery has been lost, so the report is published in full as the only record of this material. No attempt can be made to cross refer the fabrics with those catalogued from the other sites.

---

## DISCUSSION

---

The pottery from this site dates from the late 14th century at the earliest through to the 18th century, with only occasional residual 13th-14th century sherds, such as a few small fragments of Scarborough ware. Most appears to have been locally made, and has been divided for the purpose of this report into three main fabric types.

Fabric 1, the most common fabric, is smooth and micaceous, fired under oxidizing conditions, and varying in colour from pale buff to shades of red. The glaze is usually yellowish-green or reddish-brown. That this fabric is local is indicated by comparison with the fragments of burnt daub from the site, which are very similar in colour and quantity of mica. This ware is found throughout the site and in the earliest levels is associated with late 14th-century Siegburg and Langerwehe stoneware (see stoneware report) and Aardenburg blue-grey ware. In the later levels it is possible

that some of the fabric 1 material is residual, as nearly 50% of the 14th-15th century stoneware, for example, is found in post 16th-century contexts. However, it seems likely that this fabric may also have continued in production into the 16th and 17th centuries as it is so common.

Fabric 2 is similar to fabric 1, smooth and micaceous, but it is fired under reducing conditions to grey, mostly light grey. The glaze tends to be dull green to brownish-green. The interior surface is sometimes brown or dark red. This fabric seems to be fired at a higher temperature than fabric 1. Though a local fabric, in its appearance and forms it very much resembles the general type of late medieval and post-medieval reduced wares in Scotland (Brooks, unpublished report) at Linlithgow West High Street. fabrics 1 and 2 are co-existent, but fabric 2 sherds are outnumbered by fabric 1 sherds throughout. In the 16th-century infill level, there

are 38 sherds of fabric 1 to 24 sherds of fabric 2; below that level there are 93 sherds of fabric 1 to 30 of fabric 2, and above that level there are 51 sherds of fabric 1 to 30 of fabric 2.

Fabric 3 is a reddish ware, heavily sand-tempered, and often with large mica plates. There are also quite large angular quartz grits. The glaze, often decomposed, tends to be a greenish-yellow. This fabric, again local, hardly occurs after the 16th-century infill level (5 sherds). In this level (13 sherds) and in the earlier levels (19 sherds) it appears by its often abraded and fragmentary condition to be residual. It probably dates from the 13th-14th centuries.

Other pottery includes a few residual 13th-14th century sherds, including Scarborough ware, and imports from Germany (see stoneware report), France, Spain and Holland.

The finds of Scarborough ware are particularly interesting, and one sherd in Layer 24 appears to be a local imitation of Scarborough ware. Scarborough ware has been known for some time in Scottish contexts (Dunning 1963; Coutts 1967; Laing and Robertson 1970; Laing 1972) but has occurred in quite large quantities in recent excavations at Aberdeen and Perth, thus testifying to the importance of the E coast trade route (Dunning 1968). In the N of of England Scarborough ware is both imported and copied locally, as for example Hartlepool type ware (Addis 1976). The kilns at Colstoun in East Lothian were producing pottery much influenced by Scarborough ware.

The later pottery is treated first, then the pottery from the 16th-century infill level and lastly all pottery sealed below that level.

## CATALOGUE

### PHASE 4

#### Layers 4, 5

2 rim sherds from large open bowl, hard brick-red fabric, unglazed. Smoke blackened. Probably 18th century. Ill 101:1.

2 small sherds of Pearl ware.

1 sherd white glazed earthenware, soft white fabric, probably local.

1 sherd blue transfer-printed teacup.

3 small sherds brown glazed earthenware, red fabric.

1 upright jug rim sherd, dark grey fabric, soot blackened surface. Splashes of brown glaze on interior. Ill 101:2.

1 body sherd of slipware bowl, conjoins sherd in Layer 10. Ill 101:29

2 basal angle sherds, Fabric 1; 1 from a large jug, reduced internally; 1 from a small fairly straight-sided jug.

2 small body sherds, residual medieval; 1 with streaky green glaze and an applied strip, pink, smooth fabric, 1 with greenish-yellow glaze and dark brown glaze as decoration, buff gritty fabric.

8 body sherds, Fabric 1; 5 green glazed, 3 brown glazed, 1 with combed decoration.

4 green glazed body sherds, Fabric 2.

9 pieces moulded roofing tile.

#### Layer 9, FN4

1 body sherd, Fabric 2, brown glaze.

1 tiny sherd blue transfer-printed earthenware.

#### Layers 6, 8, FN 1

1 sherd from shoulder of jug, Fabric 2, olive green glaze. 1 small fragment of strap handle, Fabric 2, yellowish-green glaze.

1 fragment of grooved rod handle, Fabric 3, traces of green glaze.

1 small fragment of strap handle, non-micaceous red fabric, dark greenish-brown glaze.

An abraded jug basal angle sherd, Fabric 1.

2 conjoining rim sherds, bowl or jar, green glazed internally and externally, smooth red fabric reduced grey in places. Ill 101:4.

1 tiny abraded sherd of Scarborough ware, decorated with a rouletted applied strip and applied scales, green glaze, pale buff fabric.

1 basal angle sherd with pronounced thumbing, lustrous brown and green glaze internally, external splashes of brown glaze. Dark reddish-brown fabric, smoke blackened. Ill 101:28. Similar to sherd in Layer 30, Ill 101:27.

1 body sherd, thin grey sandy fabric, possibly same vessel as sherd in Layer 24.

13 body sherds, Fabric 2, with external dull green glaze.

9 body sherds, Fabric 1; 4 with internal green/brown glaze, 5 with external green glaze (1 with combed decoration).

#### FN 8

1 tiny sherd of Pearl ware.

### PHASE 3

#### Layer 12

1 body sherd, Fabric 2, dull green glaze.

4 body sherds, Fabric 1, glazed green or brownish green.

2 small body sherds, Fabric 3, glazed yellowish-green (1 with brown glaze decoration). Abraded.

1 tiny sherd in smooth cream fabric, unglazed. Possibly French.


1 small body sherd, possibly Scarborough ware, smooth pinkish fabric, decorated with a vertical row of applied scales and glazed in vertical zones of apple-green and yellow.

1 body sherd in hard grey micaceous fabric, thin walled, burnt black on exterior and interior.

#### Layer 10

1 large sherd, with horizontal handle, of trailed slipware bowl. Internal brown glaze with concentric circle design in cream-yellow slip. Red fabric, non-micaceous. Traces of decomposed brown glaze externally. Conjoins sherd from Layer 5; another sherd from same vessel in Layer 11. Late 17th-early 18th century. Ill 101:29

1 green glazed body sherd, slightly gritty fabric, burnt black.



III 101 : Medieval and post-medieval pottery from Shore Brae. Scale 1/4. Separate number sequence



**Layer 11**

7 conjoining sherds of small vessel, possibly a pirlie pig or a small jug. Fabric 1, reduced internally. Knife trimmed base. Ill 101:11.

1 sherd of slipware bowl, same vessel as bowl in Layer 10. Ill 101:29.

1 rim sherd, Fabric 1, unglazed.

2 tiny body sherds; 1 with internal brown glaze, Fabric 1.

**FN 13**

1 small basal angle sherd, Fabric 1.

2 body sherds, external green-brown glaze; 1 in Fabric 1, 1 in Fabric 2.

1 small residual sherd, Fabric 3 with grey core, splashed pale green glaze externally.

2 lumps of daub, micaceous.

**Layer 19**

3 small jug rim sherds, Fabric 1, with traces of yellowish-green glaze externally.

1 body sherd, sandy red fabric, heavy external brown glaze, soot blackened externally; possibly from Dutch pipkin.

Rod handle, Fabric 1. Ill 101:18.

5 body sherds, 2 green glazed externally, Fabric 1.

2 body sherds, dull green glaze externally, Fabric 2.

**Layer 26**

Part of a horizontal handle, probably from a bowl or dish, Fabric 1. Ill 101:22.

Basal angle sherd, probably of oval dish, Fabric 1, with grey core, traces of glaze on underside of base.

1 small body sherd, Fabric 1, tiny splashes of greenish-yellow glaze on exterior.

5 body sherds, Fabric 2; 4 green glazed, 1 brown glazed.

**FN 10**

1 tiny sherd, Fabric 1, brown glazed.

**PHASE 2****Layer 16**

Jug rim sherd in Fabric 1 with grey core, handle scar for strap handle. One other similar rim sherd. Ill 101:15.

2 tiny rim sherds, Fabric 1; 1 with patches of yellowish glaze internally and externally, 1 brownish glazed internally and externally.

2 rim sherds in Fabric 3. Ill 101:3, 4.

1 rim sherd, dark brown quartz gritted fabric, fired black on exterior. Ill 101:7.

Rim and handle of Dutch pipkin, red non-micaceous fabric, brown splashed glaze on exterior, smoke blackened. Ill 101:16.

Tiny fragment of handle and body of posset cup (?), soft red sandy fabric, brown glazed internally and splashes of glaze on handle.

Fragment of grooved rod handle, splashes of green glaze. Non-micaceous buff fabric with pale grey core.

Fragment of strap handle with body sherd attached, Fabric 2, unglazed.

Small strap handle, Fabric 1, unglazed. Ill 101:19.

Fragment of strap handle, thumbing at base. Fabric 1, unglazed. Ill 101:20.

Fragment of horizontal handle from chafing dish, Fabric 1 with grey core, traces of internal green glaze on body. Ill 101:23.

Basal angle sherd, Fabric 1 with grey core. Ill 101:13.

Basal angle sherd, Fabric 1, burnt.

Basal angle sherd, Fabric 1 with grey core. Ill 101:8.

1 small sherd from brimmed plate in Spanish lustreware, in typical pink fabric with merging off-white margins. The front bears traces of a design in blue on a gold background. The pattern on the reverse, in gold on a whitish background, is distinctive: a polylobate leafed plant encircled by delicate stems linked by a rectangular device (eg Frothingham 1951, fig 73). This decoration was probably applied to open forms between c 1430 and 1480. The vessel was probably made within the province of Valencia. (Identified H Blake).

28 body sherds, Fabric 1; 21 glazed (glaze varies from green/brown to brown), 1 sherd brown glazed internally.

23 body sherds, Fabric 2, 21 glazed externally (dull green to green/brown); 2 of the glazed sherds also have combed decoration.

7 residual sherds, gritty whitish fabric, green-glazed.

11 body sherds; 6 green glazed. 1 basal angle sherd. Fabric 3.

2 floor tile fragments, brick red slightly micaceous fabric.

Piece of daub, buff micaceous fabric.

**PHASE 1****Layer 20**

2 conjoining jug rim sherds, Fabric 1. Ill 101:5.

2 glazed body sherds, Fabric 1.

1 green glazed body sherd, Fabric 2.

1 small basal angle sherd, Fabric 1. Ill 101:12.

2 pieces of roofing tile.

**Layer 23**

1 tiny jug rim sherd, finger pinched spout. Fabric 1.

1 tiny basal angle sherd, thumbing on angle. Fabric 1.

1 tiny green glazed sherd, pinkish smooth fabric, with applied strip decoration, possibly a Yorkshire import.

5 body sherds, Fabric 1; 2 green glazed.

1 fragment of floor tile, unglazed.

**Layer 30**

2 tiny jug rim sherds, Fabric 1, 1 with external green glaze.

1 fragment of broad strap handle. Fabric 1, unglazed. Ill 101:26.

Basal angle sherd, very pronounced thumbing; perhaps a local imitation of the thumbed bases on vessels imported from the Low Countries. Micaceous fabric reduced dark brown, spots of brown glaze on interior and exterior; smoke blackened. Ill 101:27.

1 basal angle sherd, very abraded, probably from a squat jug. Fabric 2, dark brownish glaze externally.

1 small basal angle sherd of straight-sided jug. Fabric 2, splashed yellow-brown glaze externally.

1 small basal angle sherd of footed vessel, interior green glazed, exterior smoke blackened. Sandy grey fabric fired dark grey on exterior. Ill 101:9.

1 body sherd, heavy dark brown glaze and smoke blackening externally, very highly fired micaceous fabric, orange/buff interior surface. Similar to fabrics from earlier stratigraphic contexts elsewhere in Aberdeen.

1 body sherd, Fabric 3, brownish-yellow splashed glaze.

5 body sherds, Fabric 2; 4 glazed externally (green to green/brown glaze).

1 small piece unglazed floor tile.

**Layer 31**

1 tiny sherd in non-micaceous buff fabric, green glazed, possibly Scarborough ware.

13 small body sherds in Fabric 1; 9 glazed externally (varies from traces of decayed glaze to green or honey-coloured glaze).

4 pieces of daub, buff micaceous fabric.

**Layer 35**

4 dark grey body sherds. Blue grey ware as Ill 101:24, 25, Layer 24.

6 tiny sherds, Fabric 1; 4 with traces of green or brown glaze.

7 tiny sherds, Fabric 3; 3 with traces of dark brownish glaze.

2 tiny sherds in whitish fabric; 1 with near black glaze.

2 small pieces of daub.

**Layer 22**

2 jug rim sherds from different vessels, similar in form to Ill 101:15. 1 in Fabric 1, 1 in Fabric 2, with green glaze.

1 tiny jug rim sherd, Fabric 1.

1 fragment of rod handle with 'barley-sugar' twist, Fabric 3, dark green glaze.

1 jug basal angle sherd in Fabric 1 with grey core.

1 basal angle sherd, slightly concave base, non-local red fabric with heavy internal brown glaze and glaze spots on exterior. Smoke-blackened externally.

12 body sherds, Fabric 1, greenish-brown glaze externally.

7 body sherds, Fabric 2, dull olive-green glaze externally.

5 body sherds, Fabric 3, decayed greenish glaze externally.

2 body sherds in red fabric, soot blackened. Possibly from Dutch pipkin.

**Layer 24**

2 jug rim sherds in Fabric 1, from different vessels, same form as Ill 101:15. 1 has finger pinched spout. Splashed yellowish glaze.

1 small jug rim sherd, Fabric 1.

1 rod handle. Blue-grey ware. Ill 101:25.

1 strap handle scalloped on edges. Blue-grey ware. Ill 101:24. It is difficult to place this material with any certainty as it seems to have been found all over the Low Countries. However, good parallels for handles with scalloping can be found in Aardenburg (Trimpe Burger 1963).

1 fragment of broad strap handle, similar to Ill 101:26. Fabric 1 with splashes of green glaze.

1 spout in Fabric 1 with a hole pierced through the wall. Exterior glazed dull greenish brown, interior surface abraded. Ill 101:17.

1 tiny body sherd, possibly from a Dutch pipkin.

1 body sherd, off-white smooth non-micaceous fabric, yellow glaze with dark brown applied strip.

1 thin basal angle sherd, dark grey sandy fabric, traces of finger pinching at angle; fired to almost stoneware.

1 tiny sherd of Scarborough ware, off-white fabric, dark green glaze with tiny applied vertical strips.

1 body sherd, Fabric 1, copying Scarborough ware, much abraded. Partially glazed in yellowish-green, with 2 incised horizontal bands and 4 glaze filled stab marks where some sort of applied decoration has peeled off.

13 body sherds, Fabric 1; 10 glazed yellowish-green.

10 body sherds, Fabric 2, all dull green glazed.

2 fragments of unglazed floor tile, Fabric 1.

**Layer 25**

6 body sherds; 3 conjoining. 1 tiny rim sherd of a small jug, Fabric 1, yellowish glaze externally.

1 tiny body sherd, Fabric 1, greenish brown glaze.

**Layer 28**

1 body sherd, Fabric 3, decomposed green glaze on external surface. Abraded.

**Layer 34**

2 conjoining sherds of small strap handle, thumb impressed at base. Fabric 1, yellowish glaze. Abraded. Ill 101:21.

2 conjoining sherds, Fabric 3, much abraded. Part of strap handle, possible same handle as in Layer 46.

1 body sherd, Fabric 1, yellowish glaze externally, probably same vessel as jug in Layer 25.

**Layer 38**

1 body sherd, unglazed, Fabric 3 with grey internal surface.

**Layer 37**

3 body sherds, Fabric 1 with grey core, external greenish glaze.

1 body sherd, sandy red fabric with grey core, little mica, external green glaze and a row of 4 applied scales.

**Layer 39**

1 body sherd in rather gritty Fabric 1, external yellowish brown glaze.

1 body sherd, dark grey non micaceous fabric.

**Layer 45**

3 small body sherds, Fabric 1, with traces of brown glaze externally.

1 body sherd in non-local brick red fabric, brown glaze internally and splashed externally.

**Layer 32**

4 body sherds, Fabric 1, with external brownish and green glaze.

2 body sherds, Fabric 2, with external dull green glaze.

**Layer 41**

1 body sherd, Fabric 2 with quartz grits, external dark green glaze.

1 thick body sherd with pronounced rilling, from a large vessel, whitish smooth fabric with occasional large grits, slightly micaceous; reduced grey core, burnt black in places.

1 fragment of roof tile.

**Layer 43**

3 body sherds in Fabric 1, unglazed.

1 body sherd in Fabric 2, unglazed.

1 much abraded rim sherd, red fabric, not micaceous.

1 body sherd and 1 tiny rim sherd, internal brown glaze, blackened on exterior, possibly from a Dutch pipkin.

1 body sherd, similar to thick white sherd in Layer 41. Off-white fairly smooth fabric, fired pale grey in places. External surface has a patch of dark green glaze.

**Layer 46**

1 body sherd, Fabric 1, external brownish glaze.

1 small fragment of strap handle, Fabric 3 with grey core, traces of brownish glaze. Very similar to 2 sherds from Layer 34.

## THE STONEWARE P V CLARKE

## SIEGBURG

Three sherds were found comprising a base and two body sherds, from at least two and probably three, Siegburg jugs of Beckmann type 83 (Beckmann 1974, 214, fig 13).

## Layer 19

Sparsely glazed body sherd from the lower portion of a jug near the base. As this context is above the 16th-century sealing level it is presumably a rubbish survival.

## Layer 30

Sparsely glazed sherd showing patchy light brown colouration typical of Siegburg ware, from the body of a jug, associated with 3 sherds of Langerwehe (Layer 30, below).

## Layer 37

Unglazed sherd from the frill footed base of a Siegburg jug associated with 1 sherd of Langerwehe (Layer 37, below) Ill 101:10.

## LANGERWEHE

Sherds from about seventeen individual Langerwehe vessels, including only 1 rim sherd (a Type III bevelled rim), part of the shoulder of a medium jug and sherds probably from 2 other medium and 2 large jugs were found (Hurst 1976). The fragmentary nature of the material makes it impossible to classify it further. The group is closely comparable with a group from the Edinburgh High Street excavations (Clarke 1976) dated 1375-1475, in composition if not in quantity. The absence of Raeren plain jugs (current 1475-1575) makes it unlikely that this pottery is significantly later in date than that from Edinburgh. In order to aid comparison of the two groups this material has been described using the system of classification adopted for the Edinburgh material. This consisted of grouping and coding the sherds according to the appearance of the internal surface which falls into more distinct groups than the external surface, and then grading these groups according to the degree of brown colouration shown on the exterior, on a scale from 1 (lightest) to 9 (darkest). The codes used to describe sherds in this report are described below.

## Internal Surface Description

- ED C Thin to glossy clear glaze giving a grey coloured internal surface.
- ED D Grey unglazed interior with a yellowish-grey thin speckled appearance possibly due to a thin wash.
- ED E Grey unglazed interior with a pinky-grey appearance varying from a slight speckling to a thin coat, possibly a wash.
- ED F Glazed internal surface showing a light yellowish brown coloured sparse to glossy glazed surface.
- ED G Purplish brown wash presumably the same as under exterior glaze, surface can be glazed with a clear glaze, or unglazed.

## External Surface Description

- ED 1 Clear salt glaze, showing a grey surface colour.
- ED 2 Salt glaze predominantly clear, with speckles of brown colouration, possibly indicating the presence of small quantities of iron.
- ED 3 Salt glaze showing a patchy grey and brown colouration, probably indicating greater quantities of iron than in 2.

ED 4 Brown surface colour, with a matt finish, less pitted than 1-3 above, and with some traces of purplish drips.

ED 5 Salt glaze with a presumed wash beneath, giving a grey and purple speckled surface colouration.

ED 7 Matt purple surface.

## Layer 5

Small body sherd, interior ED D, exterior ED 4, with the corrugations typical of Langerwehe vessels.

Small body sherd, interior ED F, exterior ED 4.

## Layer 8

Small body sherd, internal surface ED F, external surface ED 1.

## FN 10

Sherd from the neck of a type III bevel rim jug, interior ED G, exterior ED 3. Ill 101:6.

## FN 13

Small body sherd, interior ED D, exterior ED 3.

## Layer 16

Sherd from the shoulder of a medium jug (?), interior ED E, exterior ED 4.

Shoulder sherd from a second medium jug, showing a tooled groove on the shoulder, interior ED E, exterior ED 3.

## Layer 22

Sherd in earthenware fabric, internal surface ED E, exterior ED 2.

Minute body sherd from the shoulder of a vessel showing a grooved cordon, interior ED F, exterior ED 1.

## Layer 24

Minute sherd in earthenware fabric, interior ED E, exterior ED 2. Sherd possibly from a large jug, with heavy corrugation, interior ED C, exterior ED 7; this is the purple wash that is thought of as typical Langerwehe material, but which in fact occurs on only a small proportion of material found.

## Layer 25

Sherd from a large jug (?), interior ED F, exterior ED 3.

## Layer 30

Associated with Siegburg.

Sherd from the neck of a large jug (?) interior ED D, exterior ED 3.

Very small body sherd, interior ED E, exterior ED 1.

Body sherd probably from a large jug, interior ED C, exterior ED 5.

## Layer 34

Small body sherd, interior ED D, exterior ED 3.

## Layer 37

Associated with Siegburg.

Sherd from the neck of a jug, possibly of medium size, interior ED F, exterior ED 3.

## Layer 41

Extremely small sherd, possibly from the shoulder of a jug, interior ED E, exterior ED 5.