



EXTENSIVE URBAN SURVEY




BELPER

Figure 3

Post-medieval Components
(c. 1550 - c. 1775)



KEY

-  Medieval component
-  Post-medieval component
-  Area excluded from EUS