
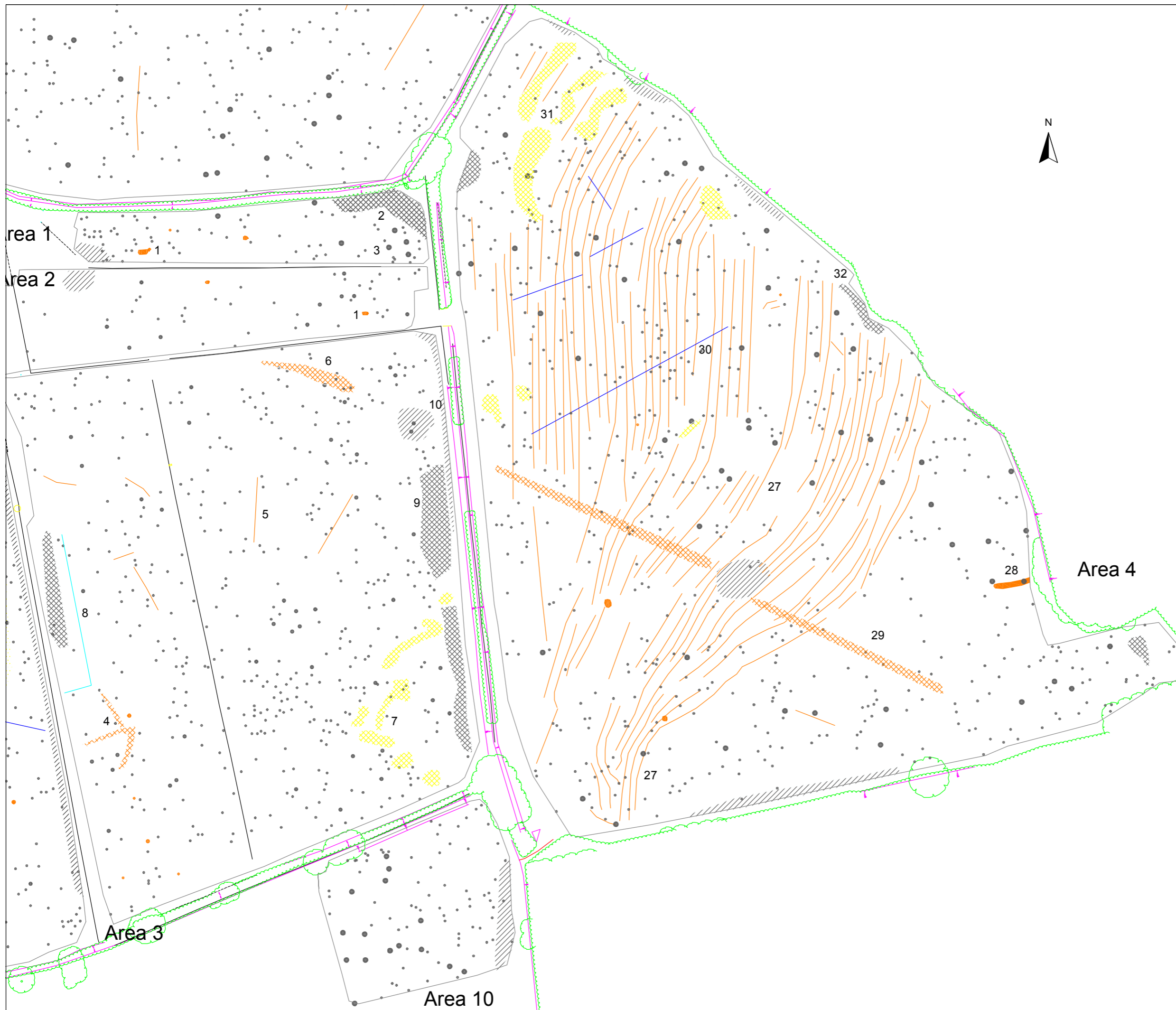


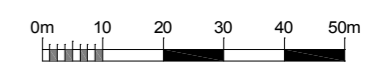
**Geophysical Survey
Common Farm
Wroughton
Swindon**

**Abstraction and interpretation of
magnetometer anomalies -
eastern section
(Area 4)**

-  Positive linear anomaly - possible ditch-like feature
-  Negative linear anomaly - material of low magnetic susceptibility
-  Discrete positive response - possible pit-like feature
-  Positive anomaly - magnetically enhanced material
-  Positive anomaly - possible palaeochannel
-  Magnetic debris - spread of magnetically thermoremnant/ferrous material
-  Magnetic disturbance from ferrous material
-  Strong dipolar anomaly - ferrous object



SCALE 1:1250



SCALE TRUE AT A3