






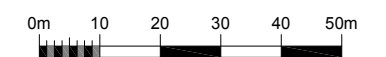


Geophysical Survey
Land off Wentworth Drive
Nuneaton
Warwickshire

Abstraction and interpretation of magnetic anomalies - Area 2

-  Positive linear anomaly - of uncertain origin
-  Negative linear anomaly - of uncertain origin
-  Linear anomaly - of agricultural origin
-  Discrete positive response - of uncertain origin
-  Magnetic disturbance from ferrous material
-  Strong multiple dipolar linear anomaly - pipeline / cable / service
-  Strong dipolar anomaly - ferrous object

SCALE 1:1250



SCALE TRUE AT A3

DRAWN BY
KTD

CHECKED BY
DJS

FIG 11

