



‘Unlocking the Potential’

Exploring the Archaeology of
Suffolk’s Aggregates Landscapes

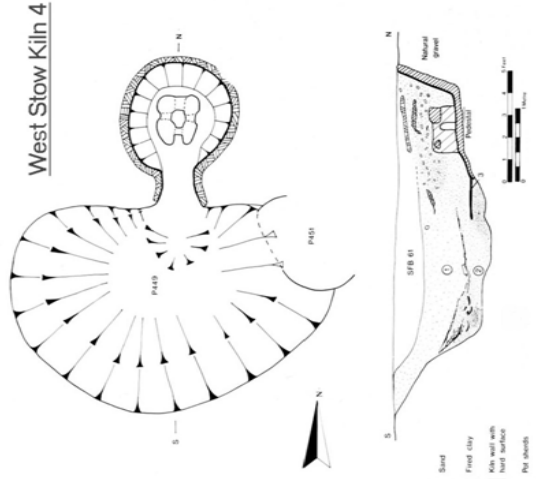
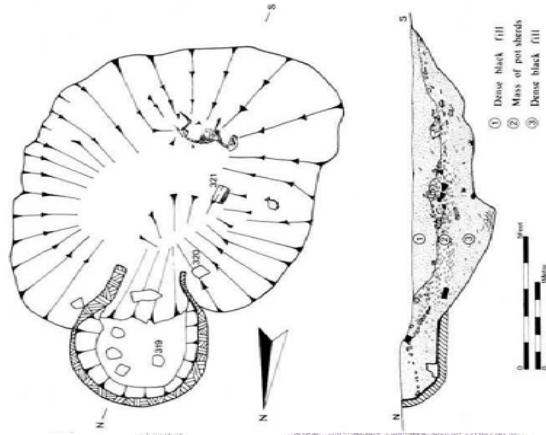
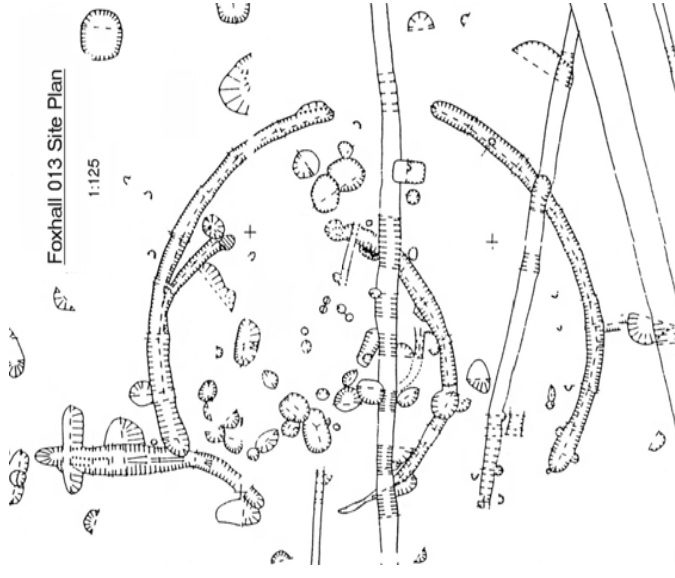


Learning to handle sharp tools





Sleeping out in the Roundhouse



Romano-British Kiln Plan and Section 1:50

Romano-British Kiln Plan and Section 1:50

Using archaeological records as primary source material

Planning the Roundhouse design



Our new logo is born





Learning where food comes from





Baking a fish in a clay case



Experimenting with different cooking techniques

Building a smoke house



Constructing a bread oven



The camp fire



Cooking on site using traditional methods and recipes





Working together to build the Roundhouse



Learning to thatch and daub



The finished Roundhouse





Working with experts to build a Romano-British style kiln



Different age groups working together on a 'quick build' kiln





Hand building pottery using archaeological designs





Loading the kiln ready for firing





Camping out during the overnight firing



The 'quick build' kiln is opened





Stoking duty for the Romano-British kiln



Checking the temperature



Opening the kiln in front of press cameras






The open day at Lackford Lakes, passing on what we have learnt to the public





Bushcraft sessions helped to develop communications skills





Experts pass on their knowledge and skills during hands-on sessions





Some of the team that helped make the camps a success

