


**WENDY HOUSE  
HADDO HOUSE  
ABERDEENSHIRE**



**- Building Recording -**  
Carried out 3<sup>rd</sup> April 2014  
by  
**Murray Archaeological Services Ltd**



**Report No: MAS 2014-19**  
by  
H K Murray and J C Murray

H K Murray BA, PhD, MIFA, FSA Scot  
J C Murray BA, MIFA, FSA Scot, FMA  
Hill of Belnagoak, Methlick, Ellon, Aberdeenshire AB41 7JN  
Telephone: (01651) 806394 e-mail: [cmurray@btinternet.com](mailto:cmurray@btinternet.com)

# WENDY HOUSE HADDO HOUSE ABERDEENSHIRE

## -Building Recording-

HK Murray and J C Murray

The Wendy House is situated in the NW corner of the private garden of the S wing of Haddo House (Illus 1). At the time of the recording on 3<sup>rd</sup> April 2014, the Wendy House was semi-derelict with the roof collapsed into the interior.



Illus 1 Location of the Wendy House

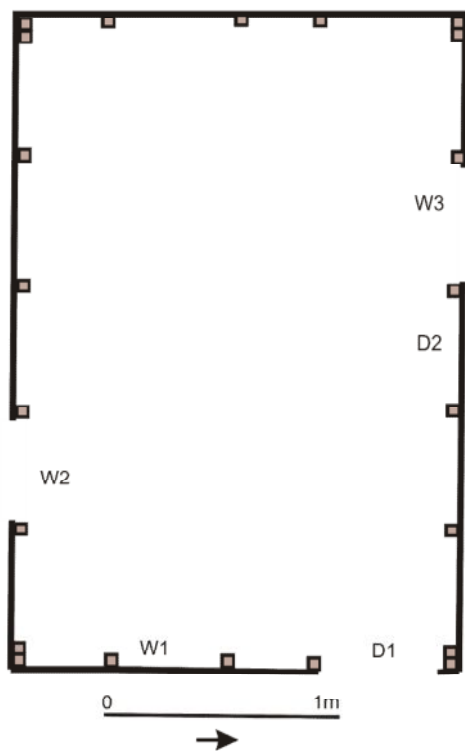
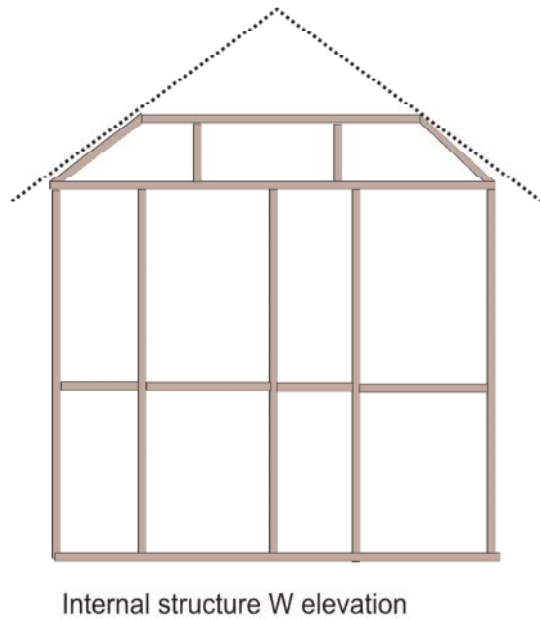
### Elevations

As elevations already exist, drawn by the Trust's surveyor, no new elevations were deemed necessary. It should be noted however that on the elevations supplied, the North elevation and South elevation have been wrongly named. The North elevation has door D2 and window W3.

## Plan

The structure is rectangular, 2.81m E/W and 1.90m N/S externally with gables to E and W (Illus 2).

A 1950s photograph (Illus 3) shows that, at that time, there was a secondary flat-roofed extension on the N side, presumably accessed through D2. No trace remains of this extension and D2 is now a dummy door.



**Illus 2 Plan and internal elevation of W wall with approximate roof line added from NTS surveyor's elevation drawing.**

### Structure

The surviving structure has weather boarded walls, 1.56m high, each on a rectangular framework of vertical studs c30x50mm (1 ½ x 2 inch) jointed at top and bottom (bottom rail not visible) into horizontal rails. Additional horizontal spacer rails were set between the vertical studs and nailed/screwed into position at c730mm above floor level. At the better preserved W gable, there was an additional framework to a height of 1.88m.

The N extension (Illus 3) appears to have had a different structure, with no sign of weatherboarding.

The roof (now collapsed) was pitched with tar paper nailed on in patches to give the appearance of slates.

The chimney (see Illus 3, 9) was lying on the floor and had a covering of tin.

The windows were all missing although one of the window frames survived- it was hinged on one side and had a latch bar for opening. The photograph (Illus 3) shows diamond-latticed windows and NTS staff remember this as leaded.

There was a wooden plank floor.

### Windows and doors

W1 W: 400mm H: 590mm (window opening)

W2 W: 400mm H: 590mm (window opening)

W3 W: 400mm H: 590mm (window opening), the window casement W: 360mm H: 560mm

D1 W: 480mm H: 1.33m. Flat strap hinges on S inner side. Brass door knob and Yale lock.

D2 W: 500mm H: 1.28m. Although painted externally to look like a door this was a dummy (Illus 8). It is probable that it had been cut through to give access to the N extension and later blocked when the extension was removed.

### Painting

Externally painted black for the lower part of the wall and white above with black doors (Illus 4-6).

Internally, painted blue for lower wall and cream above (Illus 7-9).





**Illus 3 Wendy House in the 1950s, looking at the E elevation. (A copy of the photograph is in the possession of the Haddo House gardeners who were given it by a member of the public who played there as a child)**



**Illus 4 E elevation in 2014**





**Illus 5 S elevation in 2014**



**Illus 6 S and W elevations in 2014**





**Illus 7 Internal view of W wall 2014**



**Illus 8 Internal view of N wall 2014. Open door D1 in foreground. Dummy door D2 and W3 in background**





**Illus 9 Chimney visible in debris on floor 2014**

### Fittings

At the time of recording, the only fittings were a shelf with some plastic cups hanging from it and a plastic chair. Furniture removed from the Wendy house is stored in the cellar of Haddo House and was photographed (Illus 10-13).



**Illus 10 Toy mangle**





**Illus 11 Toy cooker**



**Illus 12 Toy cupboard**



Illus 13 Toy dressing table

Photo number	Content
01-02	E elevation
03-04	Location of Wendy House
05	S elevation
06	S and W elevations
07	Detail of W2
08	General view
09	Looking through W1 at inside of dummy door D2 and W3. Not chimney on floor
10-11	Inside of W wall
12	Inside of E wall
13	Detail of NE corner with N wall section screwed to E wall section
14-15	Inside N wall with dummy D2 and W3. Open door of D1 in foreground
16	Toy mangle from Wendy House
17	Toy dressing table from Wendy House
18-19	Toy cupboard from Wendy House
20-21	Toy cooker from Wendy House

Catalogue of photographs (supplied on CD).