




1.20m - 1.50m




1.30m - 1.60m




1.40m - 1.70m




1.50m - 1.80m



1.60m - 1.90m



1.70m - 2.00m



0 metres 120

Low High
RELATIVE AMPLITUDE

Migrated Data

GSB PROSPECTION Ltd.
2009/09 Glastonbury Abbey
GPR Data - Complete Time-sliced Data
Figure 36