

GLA/SITE/3/36

Margaret H Polmear

Page 1

A 234


Fragment of Romanesque capital. Medium coarse Doultling stone 5" x 8" leaf design – beading decoration design – (photograph 30)

Reused as base 12th century.

Page 1 back

A133

Large fragment of capital (probably door of church) width 7" height 8" – depth 7". Medium coarse Doultling stone – (sculptured surface). Bead design and foliage at corner. Makers mark on upper surface.

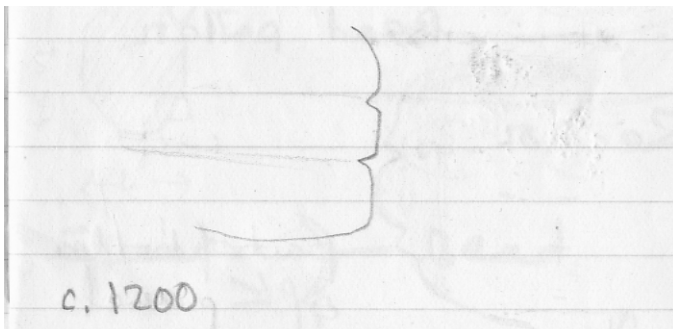


Doultling capital A133

Page 2

A61

Fragment of band of shaft, probably of Purbeck marble. – Fine Doultling stone. Depth 3½". Original diameter – 9 ½" ? Grooved markings. c. 1200.

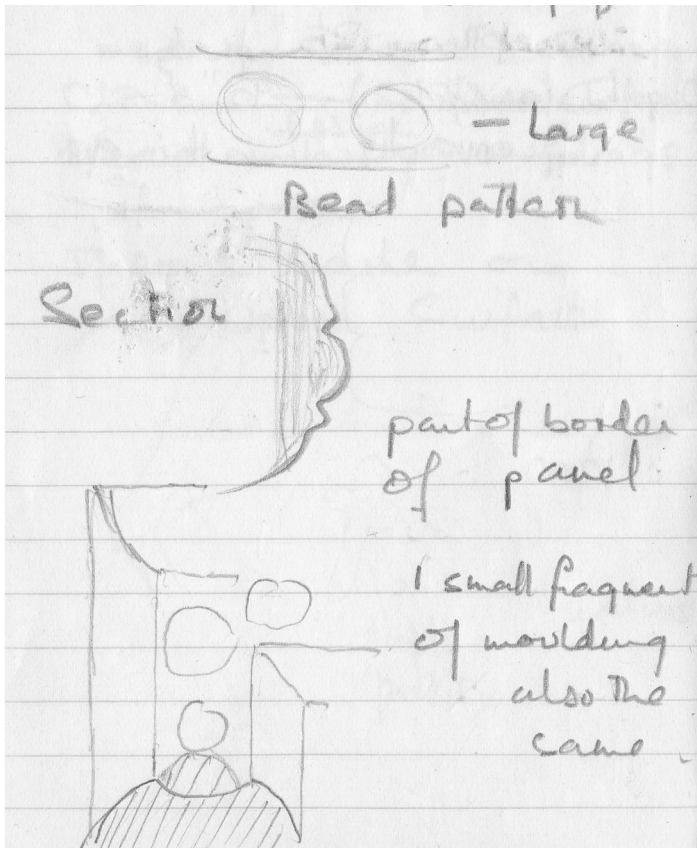


Doulting shaft A61

Page 2 back

A145

Two fragments in blue coarse lias stone. 2" – length. 1½ - 2" width (varying)




Blue lias moulding A145

Page 3

A113

Fragment of Doulting stone. Width 5" x 4" length. Curved surface. Large bead pattern.

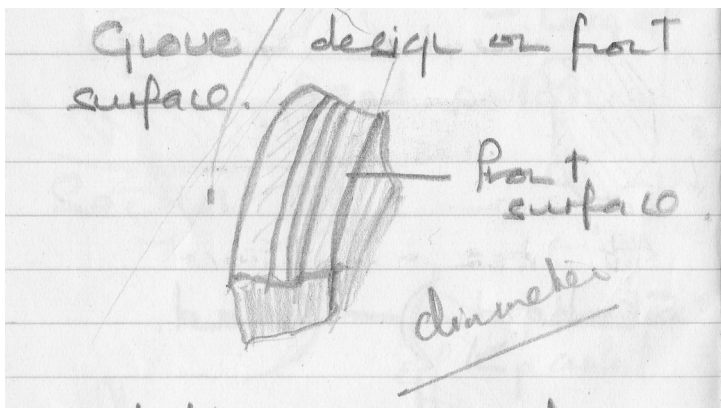


Douling moulding A113

Page 3 back

A251

Fragment of Douling stone – curved. Length 5", width 2½". Depth 3" tapering to 2". Glove design on front surface.



Douling moulding A251.

Probably curve of arch of rood screen.


Page 4

A147

Fragment of Douling Stone

Measurements of sculpted surface length.

4". Width 7"-4". Sunhel star design. Top surface – C12 axe dressing.




Douling moulding A147

Page 4 back

A146

Curved fragment of decorative beaded ornamentation – marked by burning – Douling stone. 2" x 1". Red tint due to burning.



Douling moulding A146

cf. A234

Portion of capital

Page 5

A148

Position of capital (?) in Douling stone – tinted by fire. Maximum length 7"-3". Width 5", depth 3". Sculpture – fragment of sunhen design of face sloping towards top of pillar. See Lady Chapel.

Page 5 back

A132

Fragment of Douling Stone red-tinted by fire. Foliage ornamentation . Length 4", width – varied from 2" – ½"




Douling sculpture A132

Page 6

A149


Fragment of corbel? In coarse blue lias. Marked by fire. 7" x 7", depth 2". Sculpture of surface face. Ornamented by Norman zigzag pattern and sunhel design – fleur de lies.



Blue lias corbel? A149

Page 6 back

A144. Fragment of Douling stone – marked by fire. 2" – width. Length – varying 2" – 2½". Sculptured surface. Bead design – above grooved design. Probably door jamb.

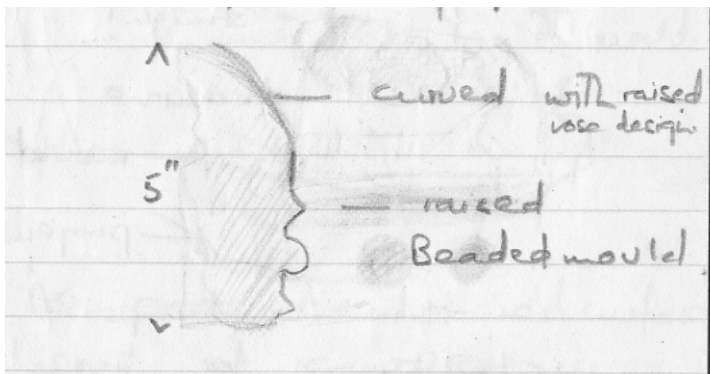


Doulting moulding A144

Page 7

A143

Fragment of Doulting Stone – marked by burning. About 5" square and 1" deep. Sculpture flat surface. Large beaded mould under raised rose design. Back faced by plaster.



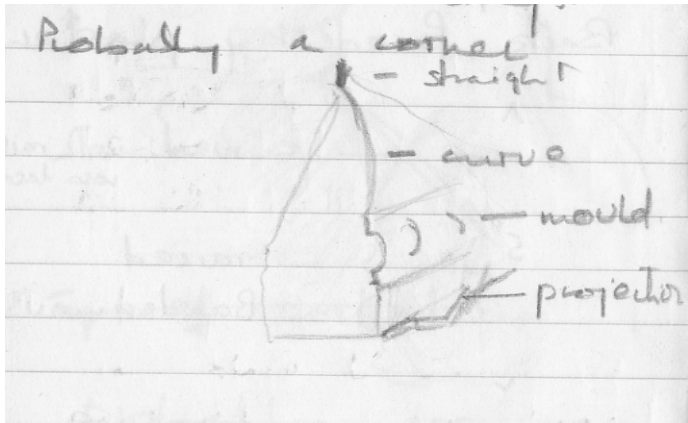
Doulting moulding A143

Page 7 back

A112

Fragment of Doulting approx: pyramid in shape L. $3\frac{1}{2}$ x W.2 x D1'-2".

Projection below bead moulding. 1" curved surface above. 1" in height above bead moulding. Probably a corbel.



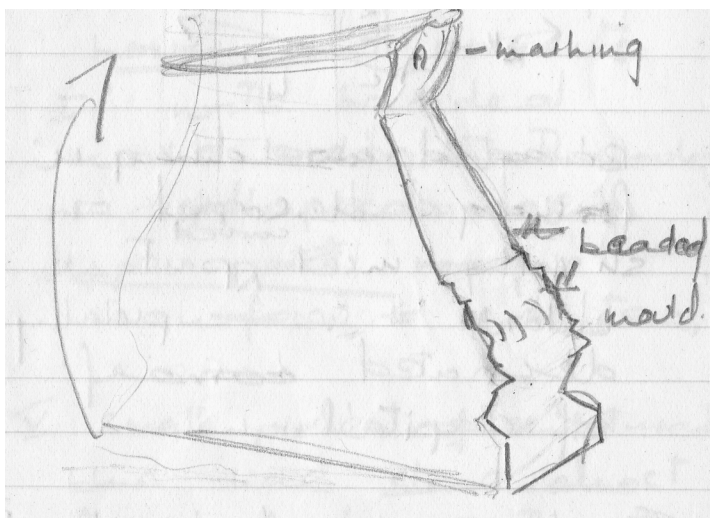
Douling moulding A112

Page 8

A123 I

Segment of Blue Lias

Measurement L. 3" x W.1 -1½" with backed mould at base



Blue lias moulding A123 I

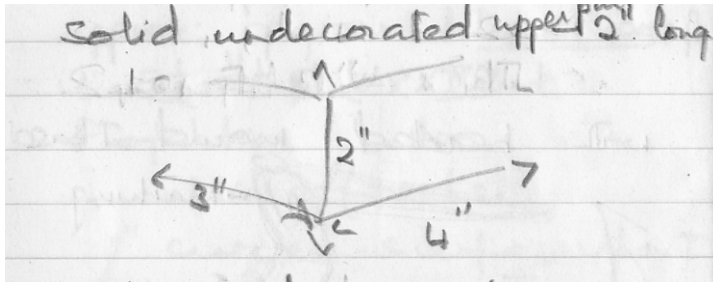
Sculptured surface part of curve.

A123 II

Corner of blue lias...

Page 8 back

...stone – almost triangular ie chaps, solid undecorated upper part, 2" long



Corner of blue lias block A123 II

Beaded moulding in foliage design on slightly inset curved part below. Probably decorated corner of capital.

A123 III

Fragment of circular ? in blue lias. Probably 6" in diameter small inset $\frac{1}{4}$ " in coarser stone on 1 surface. Markings on lower...

Page 9

...surface.

A123 IV

Fragment of blue lias – carved surface curved. L 4" x W varying 3" – 4" however part projects $\frac{1}{4}$ " with beaded mould and dog-tooth mould in scalloped design. Upper part rough surface and indented.

A123 V

Small piece of sculptured blue lias stone almost in form of dog tooth with small patterned rim attached to one side. Maximum height $1\frac{1}{2}$ " probably one of a series.

Back page

Trench was dug – in W. Soil 16". Clay extending.