

Glastonbury Abbey
Catalogue of Medieval Floor Tile Designs



Jane Harcourt

The best way to view the designs and accompanying descriptions is to set Adobe Reader as follows:

Select View Menu

Select Page Display

Select Two-Up Continuous

This will enable the drawing and text to be viewed simultaneously.

Please note that the drawings are not to scale. Scaled drawings can be found in the published monograph.

Group 1

This is the earliest surviving group of tiles at Glastonbury Abbey.

The tilers had previously worked at Clarendon Palace, evidenced by the mounted knight tile with embellished detail, design 1, similar to but not identical with examples from Clarendon (now in Salisbury Museum and the British Museum). There are also some other designs in common, but it is not known if they have the same stamps.

The kiln site was somewhere near Silver Street. A dump of tile wasters was found together with bronze and iron workings, implying an industrial area. The wasters were used as foundation material so they were not in situ in a dump at a tile workshop but this was obviously at no great distance away.

This group is associated with Michael of Amesbury (abbot 1235-1252), evidently a man of energy as well as financial acumen. According to Bond (*An Architectural Handbook of Glastonbury Abbey*, p.20-1) "a man of good business ability, during his eighteen years of rule brought the establishment out of poverty into prosperity. He erected a hundred buildings, some within, some without the monastery. He was buried in the north transept." It was during his abbacy that "the arable lands of Glastonbury were extended, land was drained, enclosed and reclaimed from the sea and marshes, new barns, sheep houses, dairies and dovecotes were constructed and stock was increased until there were some 1300 cattle and over 7000 sheep" (*Aspects of The Medieval Landscape of Somerset*, edited by Michael Aston, p.64. Original source M. Williams, *The Draining of the Somerset Levels*, CUP 1970).

There is a tiling phase at Wells at this period but this was supplied by the Nash Hill kiln. The position of the Glastonbury kiln site close to the abbey does suggest that it was set up to supply the abbey only and possibly had only a relatively small scale production. Tiles of this group are not found in the north transept where Michael of Amesbury was buried which might suggest that tiles at that time were limited to the chancel area. An alternative argument might be that later tiles were so plentiful that earlier ones were replaced. Relations with Wells were not affable in the early 13th century so a wider market was perhaps not likely.


For convenience of analysis, the group has been divided into three sub-groups based solely on size. This is an artificial distinction and they are probably co-eval:

- 1a Rectangular step tiles, used as treads or risers;
- 1b Border tiles;
- 1c 'Normal' sized square tiles.

There are few examples of group 1, probably indicating that they were not laid in large quantities. If so, being few in numbers they were probably laid in prominent positions which could in turn mean that they were later replaced by other tile schemes.

There are also fragments of five other tile designs, D143-D147, probably belonging to group 1, which were not included in the main publication as they were too small to make out the design.


Group 1a



1


Glastonbury Abbey Medieval Floor Tile Design Catalogue

Design Number	1
Group	1a
Description	Mounted figure facing right, wearing mail. Half stylised tree at right hand edge to match with tile of opposing combatant. Circular dot top right and remnants of one above horse's neck. Broad lines along top and lower edges. Rebated as riser
Inlay / Slip	Inlay, grey-white. Quite stiff consistency when inserted. Variable depth up to 3 mm
Fabric	Upper third pale reduction, brown – orange where oxidised. Many small inclusions, white quartz, particularly on surface
Glaze	Olive over body clay, light brown over inlay. Brown streaks
Keying	Scoop, kidney shaped, 8 or 9 on fragment and evidence of at least 2 more, possibly 15 on complete tile. Unusually keys on edge of tile to give firm bedding, has caused crack through fabric
Bevel	None
Dimensions	162 x 154+ x 36 mm
Comments	A rare tile as the design has been enhanced post inlay but pre glazing period by incising detail of mail on rider's leg and horse's hooves. The foot of the rider, bridle and stirrup have all been outlined. Tree and dot outline is due to shrinkage. Mortar seems to be genuine, hard, beige and with quantity of small pebble aggregate
Provenance	As riser, possibly chancel steps
Catalogue nos: SC	528
GL	
Parallels	The closest parallel is Clarendon Palace and it may be the same stamp (also fragmentary and single example) although the additional detail is different as the mail effect has been extended to the horse. See Salisbury Museum Catalogue forthcoming volume and BM design 56
Quantity	1
Location	T555



Glastonbury Abbey Medieval Floor Tile Design Catalogue


Design Number	2
Group	1a
Description	Rectangular tile, left hand part of knight on horseback, with stylised tree between opponents but no tree on perimeter. Line parallel to lower edge, and presumably along top as well. Tail of horse is forked, not streaming. Hooves are diagonally positioned and roughly level.
Inlay / Slip	Inlay up to 2 mm
Fabric	Many small white inclusions and larger dark ones
Glaze	None surviving
Keying	Deep scoops close together.
Bevel	
Dimensions	x35 mm
Comments	
Provenance	Dormitory south end 1932, s.w. refectory 1931
Catalogue nos: SC	526
GL	109
Parallels	Silver Street 2a
Quantity	5
Location	T10, T38, T89



3

Glastonbury Abbey Medieval Floor Tile Design Catalogue


Design Number	3
Group	1a
Description	Step tile. Arcade of semi-circular arches on slender piers which rest on roll moulded bases on plinths. Capitals have abacus and double roll moulding. One arcade is superimposed on another so lancets and cusps formed (as blind arcading). Solid line as floor. Probably continuous line at top as SC 138 but no fragments have this edge.
Inlay / Slip	Inlay up to 3 mm deep. Dirty white. Some shrinkage which defines design.
Fabric	Small white inclusions. Pale reduced core, oxidised surface
Glaze	Brown over body, yellow with streaks of light brown over inlay
Keying	Deep kidney shaped keys and scoop, 12 possibly more on complete tile
Bevel	None
Dimensions	146+ x 160+ x 35-6 mm
Comments	754.46 has broken rebate indicating that it was a riser
Provenance	South bank south of choir, January 1929
Catalogue nos: SC	138
GL	117
Parallels	BM 59 (Clarendon)
Quantity	3
Location	T41



4


Glastonbury Abbey Medieval Floor Tile Design Catalogue	
Design Number	4
Group	1a
Description	Rectangular tile with line at top and bottom. Arabesque, swirling tendrils in two circular forms which is neither symmetrical nor a mirror image, according to Somerset census. Stem with occasional ring and breaks into trefoil headed spurs. Bevelled edge so it was used as a riser
Inlay / Slip	Creamy-white inlay up to 3 mm deep
Fabric	Small creamy inclusions, pitted surface. Reduced surface with oxidised edges
Glaze	Olive over body clay, brown over inlay
Keying	4 deep conical scoops on fragment, probably 10 on complete tile
Bevel	None
Dimensions	125+ x 135 x 30 mm
Comments	
Provenance	A piece found under an elm tree in the south transept, 1930 Nave
Catalogue nos: SC	107
GL	86
Parallels	BM 1270 Wells 11 Keynsham (without keys)
Quantity	8
Location	T17, T28, T39, T42, T87

Group 1b



5

Glastonbury Abbey Medieval Floor Tile Design Catalogue	
Design Number	5
Group	1b
Description	Pierced octafoil on small square tile, one quarter of normal full size tile, used as border tile
Inlay / Slip	Inlay, grey-white. Variable up to 2 mm deep. Some shrinkage so outline effect
Fabric	Oxidised with reduced surface. Small white inclusions so speckled effect.
Glaze	Olive over body, light olive over inlay. Not strong contrast but visually appealing, particularly with outline effect
Keying	None
Bevel	None to slight
Dimensions	68 x 68 x 21 mm
Comments	Scored along one edge which is filled with glaze, so re-scored before glazing. First scoring would have given a tapered line rather than one at right angles, which shows attention to sizing. At Wells (Wells 3-5) used as border with square plain tiles. Glastonbury design has fine tapering petals compared with angular design at Wells.
Provenance	Nave, abbot's garden area, south of monastery
Catalogue nos: SC	
GL	67
Parallels	
Quantity	2 (both complete)
Location	T34 : 747.4 T591 Display



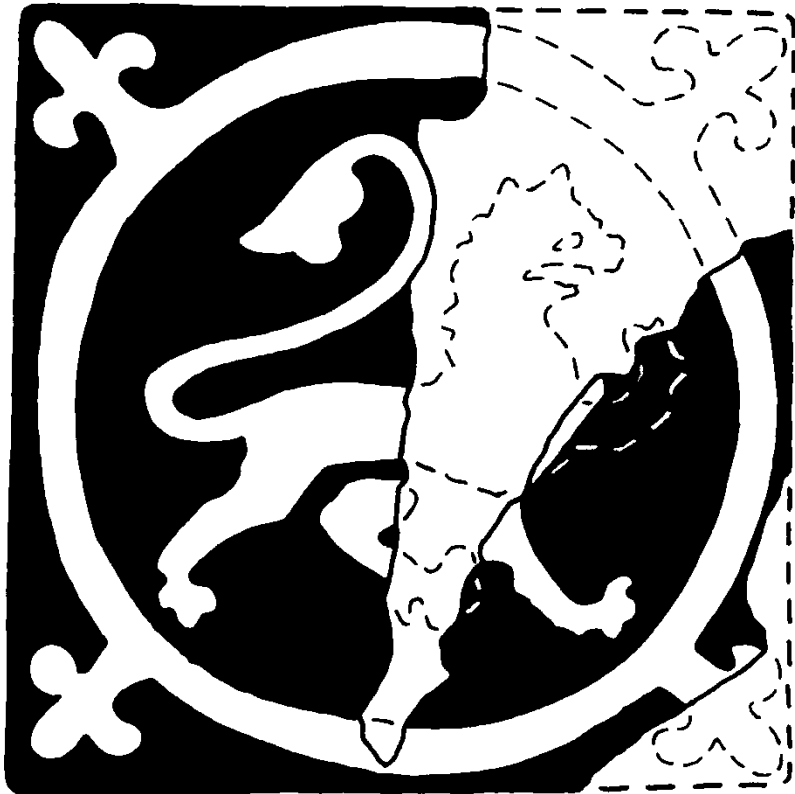
6a



6b

Glastonbury Abbey Medieval Floor Tile Design Catalogue	
Design Number	6a & 6b
Group	1b
Description	Border tile of pierced circles within parallel lines. Two stamps distinguished by distance between lines, 6a = 38mm; 6b = 43mm. A common design.
Inlay / Slip	Pinkish inlay up to 3 mm deep. Mixed with body clay? Some shrinkage so outline effect
Fabric	Thick, many small inclusions
Glaze	Dull olive- light brown over body clay, light olive – light brown over inlay. Not strong contrast but pleasing appearance
Keying	None
Bevel	None
Dimensions	140 x 67-70 x 26-32 mm
Comments	See Wells catalogue 6-9. The Wells tiles are from Nash Hill which had a wide market and consequently a number of stamps. If the Glastonbury Silver Street area kiln was for Glastonbury alone there may have been only these 2 stamps. See Wells for layouts.
Provenance	
Catalogue nos: SC	305 and 307
GL	
Parallels	
Quantity	109
Location	T7, T19, T27, T48, T57, T60, T64, T72, T89, T90


Group 1c



7

Glastonbury Abbey Medieval Floor Tile Design Catalogue

Design Number	7
Group	1c
Description	Beast facing right within circle, fleurs de lys at corners on tapering base from circle. Long rear leg and 3 toed paw. Tail curls and ends in 3 lobes above enlarged section with 3 bumps.
Inlay / Slip	Dirty grey-cream inlay, up to 2 mm deep. Some shrinkage
Fabric	Small white inclusions. Mainly reduced, oxidised base and sides. Surface pitted so pools of glaze
Glaze	Olive over body, light brown over inlay
Keying	None
Bevel	None
Dimensions	136 x 136 x 25 – 28 mm
Comments	
Provenance	Nave
Catalogue nos: SC	
GL	182
Parallels	
Quantity	2
Location	T53 : 766.16 and 76.40



8

Glastonbury Abbey Medieval Floor Tile Design Catalogue

Design Number	8
Group	1c
Description	Lion facing right in circle with fleurs de lys at corners. Left foreleg detached, paw of right leg turned under as if prancing. If 875.29 is part of this then tail curled back and bushy
Inlay / Slip	Inlay, 1 mm
Fabric	Fine, hard with small white inclusions and larger ones of clay.
Glaze	Olive brown over body, light brown over inlay. Pitted
Keying	None
Bevel	None
Dimensions	105+ x 86+ x 28 mm
Comments	
Provenance	Dormitory
Catalogue nos: SC	
GL	184
Parallels	Glastonbury Silver Street 3
Quantity	3
Location	T90



9

Glastonbury Abbey Medieval Floor Tile Design Catalogue

Design Number	9
Group	1c
Description	Winged creature facing left. Tail ends in trefoil, feet have pronounced toes. Within circle notched at each corner below fleur de lys on bulbous base
Inlay / Slip	Grey – white inlay up to 2 mm deep. Some shrinkage so outline effect
Fabric	White inclusions, pitted surface. Reduced some with oxidised edges
Glaze	Brown – dull dark olive over body, light brown – dull light olive over inlay
Keying	None
Bevel	None
Dimensions	
Comments	
Provenance	Refectory, dormitory
Catalogue nos: SC	75
GL	59
Parallels	Silver Street 5 BM 1868 Amesbury Abbey
Quantity	12
Location	T76, T530



10

Glastonbury Abbey Medieval Floor Tile Design Catalogue


Design Number	10
Group	1c
Description	Two birds, addorsed, either side of stylised tree, set diagonally. Arched branches interrupted by birds' necks with elongated trilobed ends beneath birds feet. Forked base to tree, possibly with dot below but much damage to all corner pieces so difficult to assess
Inlay / Slip	Inlay up to 3 mm deep. Pinkish so probably mixed with body clay. 726.22 much inlay missing but remaining looks as if quite stiff when inserted
Fabric	Well worked despite thickness. Many small inclusions mainly white, some dark.
Glaze	Brown over body, light brown over inlay, some opaque. Some shrinkage so outline effect.
Keying	None
Bevel	Negligible
Dimensions	139 x 139 x 29 mm
Comments	Triangular examples 726.5 and 726.9 possibly two halves of same tile.
Provenance	Nave, crossing, south transept, refectory, dormitory, cloister, reredorter, garden area
Catalogue nos: SC	152
GL	3
Parallels	Glastonbury Silver Street 4 Tintern, Lewis 27 BM 1967 Clarendon Palace Dorset 61
Quantity	101
Location	T13, T15, T23, T27, T34, T35, T42, T50, T52, T54, T74, T84, T87, T88, T89



11


Glastonbury Abbey Medieval Floor Tile Design Catalogue

Design Number	11
Group	1c
Description	Bird, probably addorsed, and probably set diagonally. Bird has long tail. Beneath foot three leafed tendril, 2 or 3 lobed. Uprturned motif to left of bird in centre.
Inlay / Slip	White inlay, up to 3.5 mm deep
Fabric	Mostly oxidised with faint reduction near surface. Small inclusions and 1 large of clay
Glaze	None surviving
Keying	Part of deep scoop
Bevel	
Dimensions	x 32 mm
Comments	
Provenance	St Thomas' chapel 1927
Catalogue nos: SC	
GL	90
Parallels	
Quantity	1
Location	T43 : 756.23



12


Glastonbury Abbey Medieval Floor Tile Design Catalogue	
Design Number	12
Group	1c
Description	Foliate geometric. Diagonal arms with arched club ended stems above abacus. Central pierced quatrefoil. Within circle with fleurs de lys at corner as terminals to diagonal arms.
Inlay / Slip	Deep, up to 3 mm. Some pinkish so probably mixed with body clay, 750.6
Fabric	Many small white inclusions and some clay. Mostly reduced, where oxidised bright brick colour. Base quite pitted, sanded? Sides are smooth
Glaze	Dark brown over body, light brown over inlay. Good distinction although similar
Keying	None
Bevel	None
Dimensions	136 x 136 x 29-31 mm
Comments	Several triangular examples, 732.30 and in T37
Provenance	Nave, crossing, choir, north transept, dormitory, cloisters, infirmary, chapter house, reredorter, garden
Catalogue nos: SC	183
GL	57
Parallels	Silver Street BM 2495-6 Dorset 34 Amesbury Abbey
Quantity	102
Location	T15, T19, T37, T67, T70, T80, T87, T91, T94, T102, T520



13

Glastonbury Abbey Medieval Floor Tile Design Catalogue


Design Number	13
Group	1c
Description	Set diagonally as part of 4 tile set with same design repeated. Stylised foliage within arc with club shaped terminals. Trefoils from arc to 3 corners. Underneath arching foot of tree dot so 4 dots in circle as central feature of 4 tiles together
Inlay / Slip	Grey – white inlay 1 – 2 mm deep. Some shrinkage so outline effect
Fabric	Lots of white inclusions, surface flecked appearance. Reduced surface, oxidised edges
Glaze	Olive over body, streaky light brown over inlay. Not strong contrast but pleasing effect
Keying	None except on T515, 5 small conical scoops 20 – 25 mm in diameter, but same fabric
Bevel	Slight
Dimensions	142 x 142 x 31 mm
Comments	
Provenance	Crossing, refectory, reredorter, abbot's garden
Catalogue nos: SC	250
GL	17
Parallels	Woods, chaplain's house Wells 42 Dorset 26 (Shaftesbury Abbey)
Quantity	1516
Location	T15, T37, T42, T76, T94



14


Glastonbury Abbey Medieval Floor Tile Design Catalogue

Design Number	14
Group	1c
Description	Geometric. Central quatrefoil within circle linked to four others, each with circular blob at cardinal point. Corner motif of circled with indented curve so quatrefoil formed with three other tiles of the same design
Inlay / Slip	Shallow inlay, less than 1 mm
Fabric	Well packed, small white inclusions. Where oxidised quite pale coloured, most fragments reduced.
Glaze	Olive or light brown over body fabric, olive over inlay
Keying	None
Bevel	Slight
Dimensions	137 x 137 x 26-7 mm
Comments	Triangular versions
Provenance	Nave, reredorter, abbot's garden area
Catalogue nos: SC	213
GL	42
Parallels	
Quantity	9
Location	T84, T520



15

Glastonbury Abbey Medieval Floor Tile Design Catalogue	
Design Number	15
Group	1c
Description	Geometric. Arc from each midpoint, 4 in total intersecting two others. Pierced with diamond openings. Out-turned fleur de lys to each corner with club shaped base
Inlay / Slip	Inlay up to 2 mm
Fabric	Full of inclusions of clay, black and white, some burnt out. Oxidised, pale colour, or lightly reduced
Glaze	Dull, slightly opaque. Dark brown – olive over body, light brown over inlay
Keying	None
Bevel	None
Dimensions	Estimated 138 x 138 x 26 mm
Comments	Triangular 724.3
Provenance	Nave, refectory, dormitory, chapter house, reredorter, abbot's hall
Catalogue nos: SC	201
GL	55
Parallels	Cleeve Abbey
Quantity	13
Location	T5, T11, T18, T72, T85, T102, T572



16

Glastonbury Abbey Medieval Floor Tile Design Catalogue

Design Number	16
Group	1c
Description	Diaper design. Central square set diamond fashion interwoven with two triangles, creating grid. 4 squares of grid contain quatrefoil in each, 2 with pointed petals, 2 with rounded. Along the edges of tile are half quatrefoils, two of the same type.
Inlay / Slip	Inlay up to 2 mm
Fabric	Small inclusions
Glaze	Olive – chestnut over body, light brown – amber over inlay. Not a strong contrast but good effect
Keying	None
Bevel	Slight
Dimensions	138 x 138 x 25 mm
Comments	
Provenance	Nave, dormitory, chapter house, abbot's garden area
Catalogue nos: SC	247
GL	31
Parallels	BM 2452 Dorset 50 Keynsham 20
Quantity	13
Location	T15, T16, T27, T39, T84, T87, T90, T102



17

Glastonbury Abbey Medieval Floor Tile Design Catalogue	
Design Number	17
Group	1c
Description	Arabesque. Slender stems, small curved tendrils and fleur de lys
Inlay / Slip	Inlay, not very thick
Fabric	Thick, oxidised throughout. Pitted surface
Glaze	Brown-olive over body, light brown over inlay
Keying	Deep scoop, 40 x 40 mm on fragment
Bevel	None
Dimensions	60+ x 105+ x 32 mm
Comments	Mortar smeared on all surfaces so difficult to examine, reused as packing material. Only example
Provenance	Nave
Catalogue nos: SC	
GL	157
Parallels	
Quantity	1
Location	T43 : 756.25



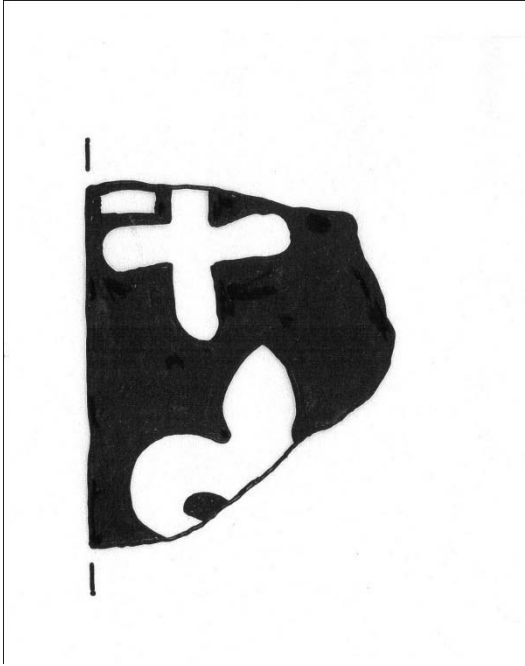
18

Glastonbury Abbey Medieval Floor Tile Design Catalogue	
Design Number	18
Group	1c
Description	Full design unknown. Fleur de lys on arc and six petalled rosette. Odd juxtaposition, closeness of rosette perhaps suggests another arc in close proximity?
Inlay / Slip	Inlay up to 1 mm
Fabric	Numerous small inclusions. 36 mm thick so probably step tile? Not particularly well made, lots of surface extra fabric from kiln
Glaze	Brown over body, yellow – light brown over inlay
Keying	Numerous on complete tile. 4 deep small kidney shaped keys on this small fragment, 25 x 15 mm
Bevel	None
Dimensions	70+ x 90 + x 36 mm
Comments	
Provenance	? Bond
Catalogue nos: SC	
GL	143
Parallels	
Quantity	1
Location	T10 : 723.86




Glastonbury Abbey Medieval Floor Tile Design Catalogue

Design Number	19
Group	1c
Description	Ornate fleur de lys parallel to edge of tile
Inlay / Slip	Creamy inlay, 1.5 mm deep
Fabric	Small white inclusions, oxidised
Glaze	Brown over body, light brown over inlay
Keying	Incomplete fragment base missing
Bevel	None
Dimensions	No complete dimension
Comments	
Provenance	Abbot's garden wall
Catalogue nos: SC	
GL	122
Parallels	
Quantity	2
Location	T53 : 766.38 ; T122




Glastonbury Abbey Medieval Floor Tile Design Catalogue

Design Number	143
Group	1c
Description	Fleur de lys and linear quatrefoil, possibly part of a diaper style of design similar to D34 without the grid.
Inlay / Slip	Inlay, up to 2 mm
Fabric	Pale reduction, oxidised sides and base. Fine hard fabric with numerous small inclusions, white and dark grey. Some lamination
Glaze	Olive to dark olive over body, streaky light brown over inlay
Keying	None visible
Bevel	None
Dimensions	55+ x 60+ x 31 mm
Comments	
Provenance	
Catalogue nos: SC	
GL	
Parallels	
Quantity	1
Location	T90 : 875.4



Glastonbury Abbey Medieval Floor Tile Design Catalogue	
Design Number	144
Group	1c
Description	Small fragment, thick stripe with thinner at right angle, suggestion of something next to the thinner stripe. 34 mm thick suggests part of a step tile. However the small amount of genuine edge gives a slight suggestion of curve, so could this be from a circular pavement?
Inlay / Slip	Greyish inlay up to 2 mm deep
Fabric	Well prepared, sparse small inclusions. Faint reduction to surface
Glaze	Olive over body, dull yellow over inlay
Keying	On fragment one broad deep scoop 45-50 mm in diameter, made with sharp pointed knife
Bevel	None
Dimensions	Unknown x 34 mm
Comments	
Provenance	
Catalogue nos: SC	
GL	A
Parallels	
Quantity	1
Location	T90 : 875.1



Glastonbury Abbey Medieval Floor Tile Design Catalogue	
Design Number	145
Group	2
Description	Fleur de lys facing corner. Slender form. Appears to be detached
Inlay / Slip	Creamy inlay. Some shrinkage so outline effect
Fabric	White and dark inclusions. Pale reduction
Glaze	Light brown over inlay
Keying	None visible but small fragment
Bevel	
Dimensions	Unknown x 30 mm
Comments	
Provenance	
Catalogue nos: SC	
GL	
Parallels	
Quantity	1
Location	T46 : 759.73



Glastonbury Abbey Tile Catalogue - Tile Designs	
Design Number	146
Group	1c
Description	Part of 4 tile set with tiles of same design. 2 lobes of foliage and outer band with arcs
Inlay / Slip	Greyish inlay up to 4 mm deep
Fabric	Fine hard, packed. Small white and micaceous inclusions
Glaze	Olive over body, light brown over inlay
Keying	None visible
Bevel	None
Dimensions	? x 31 mm deep
Comments	Small and only fragment, but obviously separate design
Provenance	
Catalogue nos: SC	
GL	
Parallels	
Quantity	1
Location	T85 : 798.89

Group 2

Group 2

These tiles are from a circular pavement, a design using both inlaid and plain tiles.

The original inspiration for this may have been the pavements at Clarendon Palace but there are significant differences. The Clarendon ones are completely circular so they must have been set in plaster but the Glastonbury one has a square frame around it so it could easily fit in with other tile schemes. However, would this not lose the effect? There is also another difference as the Glastonbury tiles are quite small and dainty. Perhaps they were surrounded by plain tiles? Sadly, no examples of the corner tiles of the frame survive but from the fleur de lys at the end of the dragon tile, presumably set diagonally, it must have been a normal sized $5\frac{1}{2}$ " square tile showing that this size of quarry was in use by this period.


The only other known locations for this group are at the Beckery Chapel and Muchelney Abbey. However, the Muchelney tiles do not have the same fabric and at least one of the stamps is different. The date is implied by the Beckery Chapel tiles. Although in the possession of the abbey it was leased out and not under the abbot's control until John of Taunton's appointment in 1274.

ICPS analysis indicated a distinction with other groups although there are strong similarities. This is not surprising as the timings/temperature of the firings would be critical, so there was possibly a specific kiln for these tiles. Stacking of the tiles for firing must have been a problem as they could only have been fired lying flat like baking bread rather than propped against one another as was usual.

This wastefulness of valuable kiln space coupled with the potential for a kiln disaster may be the reason why circular pavements are so rare. In addition any breakage of either the stamp or tiles would necessitate exact replacements as it would not be possible to infill with any other shape or design. This may explain the difference between the dragon tiles from Glastonbury and Muchelney which are clearly using different stamps. The dragon tiles would again be very susceptible because of their varying width. Any such breakage of the tiles once laid would make patching impossible if exact replacements were not available so the entire pavement would have to have been dug up. This could possibly indicate that there were originally many more of these circular pavements than are known about today. The limited parallels may be due either to this factor or may indicate limited production. This group may have been the first products of the new Glastonbury kiln site.


There is no clear indication of where the circular pavement(s) were laid as the provenance of this group as recorded by Wedlake indicates quite a scatter (nave, Bond's heap, St. Thomas' chapel, abbot's garden).

Plain tiles from the circular pavement show that there were black bands alternating with inlaid bands. Of particular interest, fragment 801.18 has a cross incision on its base. This is deliberate, a longitudinal cut and then a shorter one across the width, and is quite probably some sort of guidance for laying. The plain bands are not particularly distinguishable one from another, if the Muchelney pavement is taken as an example, so some sort of marking would make it easier for the tile layer.



20

Glastonbury Abbey Medieval Floor Tile Design Catalogue	
Design Number	20
Group	2
Description	Central tile of circular pavement. 8 out turned fleurs –de-lys on cusped base with quatrefoil at centre
Inlay / Slip	White inlay up to 2 mm deep
Fabric	Fine, well prepared. Burnished base
Glaze	Brown over body, light brown over inlay
Keying	4 scoop keys
Bevel	None
Dimensions	Diameter 125 mm, depth 20 mm
Comments	Only example on display
Provenance	Bank south side of choir, January 1929
Catalogue nos: SC	M1
GL	116
Parallels	Muchelney Abbey
Quantity	1
Location	Display T532




21

Glastonbury Abbey Medieval Floor Tile Design Catalogue	
Design Number	21
Group	2
Description	Mosaic, part of circular pavement, swirling stem with trifoliate tendrils
Inlay / Slip	Inlay, 2 mm deep
Fabric	Well prepared, smooth, clay inclusions. Oxidised throughout, bright orange
Glaze	Brown over body, light brown – deep cream over inlay
Keying	Scoops, probably 3 on complete tile
Bevel	None
Dimensions	164-192 x 68 x 26 mm
Comments	
Provenance	
Catalogue nos: SC	M4
GL	72
Parallels	Glastonbury, Beckery 19 Muchelney
Quantity	5
Location	T19, T57, T76, T85



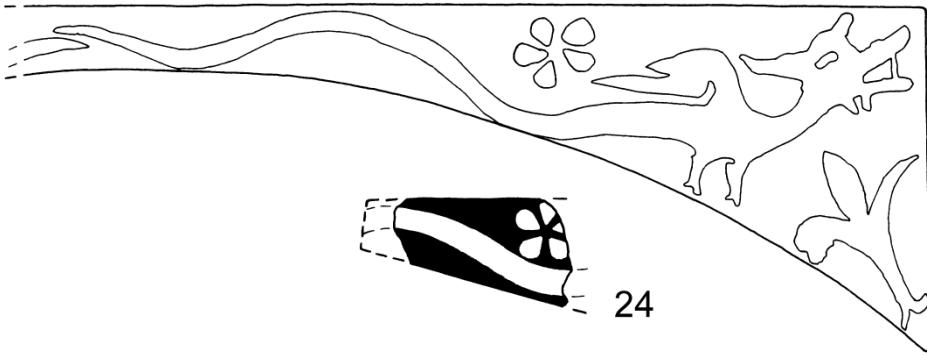
22

Design Number	22
Group	2
Description	Mosaic. Symmetrical arabesque, curving stem with trefoil stems branching off, central upright trefoil
Inlay / Slip	Fine white inlay up to 2 mm deep
Fabric	Well prepared, fine, some inclusions. Mainly oxidised
Glaze	Brown over body, light brown over inlay
Keying	3 scoops, 35 – 40 mm in diameter, some burnished
Bevel	None
Dimensions	180 x 68 x 23 mm
Comments	
Provenance	St Thomas' chapel Bond's heap
Catalogue nos: SC	M5
GL	43
Parallels	
Quantity	6
Location	T76



23

Glastonbury Abbey Medieval Floor Tile Design Catalogue	
Design Number	23
Group	2
Description	Mosaic Tight curling stems with trefoil terminals from central longitudinal stem.
Inlay / Slip	Dull white inlay, 1.5 mm deep
Fabric	Well prepared, very few inclusions. Oxidised throughout. Smooth base, part burnished
Glaze	Brown over body, light brown over inlay
Keying	2 scoops on this fragment, burnished
Bevel	None, slight reverse on lower edge
Dimensions	x 62 x 24 mm
Comments	
Provenance	Abbot's garden wall
Catalogue nos: SC	M3
GL	118
Parallels	Muchelney Abbey
Quantity	1
Location	T52 : 765.33



24



24

Glastonbury Abbey Medieval Floor Tile Design Catalogue

Design Number	24
Group	2
Description	Part of frame of circular pavement. Body of dragon above fleur de lys. The fleur de lys is well defined with rounded side petals, a chamfered central petal, and the base of the stem has a bulbous end tapering to a point.
Inlay / Slip	Inlay 1 mm deep. Very slight shrinkage which gives outline effect
Fabric	Very well prepared. Fine with some small dark and clay inclusions. Unsanded base, smooth. Sides cut with wet knife
Glaze	Mid brown over body, yellow to ochre over inlay
Keying	Broad scallop shell keys
Bevel	None
Dimensions	105+ x 86+ x 25 mm
Comments	Not the same stamp as Muchelney where only known parallel as fleur de lys here has sharply defined stem base
Provenance	Nave, Bond's heap
Catalogue nos: SC	M7
GL	94 and 123
Parallels	Muchelney (now in parish church, originally in abbey)
Quantity	3
Location	T10, T43



25

Glastonbury Abbey Medieval Floor Tile Design Catalogue	
Design Number	25
Group	2
Description	Mid section of back to back dragons, last curve of each tail which overlap slightly
Inlay / Slip	White inlay
Fabric	Oxidised throughout, a few small dark inclusions. Well prepared, fine and hard. No fissures
Glaze	None remaining
Keying	None
Bevel	Slight on outer curve, so possibly implies laying out started from this point?
Dimensions	88+ x 22-27 x 24 mm
Comments	
Provenance	Nave 1931
Catalogue nos: SC	
GL	154
Parallels	
Quantity	1
Location	T34 : 747.1

Group 3

Like group 2 these tiles are of high quality craftsmanship both in terms of stamps and production. The appearance of this series at other sites indicates that the kilns at Glastonbury were capable of a large quantity of production with efficient avenues of distribution. These kilns were presumably on abbey land, but not as adjacent as group 1 for various possible reasons :

- i) the quality of the clay; groups 2 onwards have a finer consistency than group 1;
- ii) possibly better sited for distribution, perhaps nearer the wharf?
- iii) a site away from the abbey (and town) would be healthier and less toxic (smell, fumes etc) for the monks/inhabitants;
- iv) scope for a larger industry.

These larger tiles were probably laid together as it would be difficult to accommodate them with "normal" sized tiles. Like the refectory pavement at Cleeve Abbey which has a section of these at the dais end, you would probably see them at the "important" end of the room, which at Glastonbury may have been in the chancel area or near the high altar.

The connection of England, Clare and Cornwall was always significant but particularly was marked in 1272 by the marriage of Margaret to Edmund. Margaret, the second daughter of Earl Richard de Clare (who represented the pinnacle of the de Clare achievements in status and wealth) was married to Edmund, second and surviving son of Richard, Earl of Cornwall, brother of the king. This marriage was arranged by Margaret's mother Maud and her brothers Bogo and Earl Gilbert, both participants being aged about 22. The marriage was not a happy one and despite reconciliation attempts by the Archbishop of Canterbury and Bogo de Clare it was formally ended in 1294. (See '*A Baronial Family in Medieval England : The Clares 1217-1314*', M. Altschul Baltimore, 1965 and '*Richard of Cornwall*', N. Denholm-Young, 1947).

The date of this group coincides with a number of factors:

- 1272 the marriage of Margaret and Edmund and the accession of Edward I;
- 1274 the appointment of John of Taunton as abbot and Robert Burnell as Bishop of Wells; both Edward I's choices. Edward I as patron of Glastonbury;
- 1278 visit of Edward I to Glastonbury.

Tile pavements at Wells were now taking products from Glastonbury, not Nash Hill, which indicates a thriving market beyond Glastonbury as well as improved relations.

Group 3b perhaps suggests a slightly later date as they appear to be copies of group 3a, or it may show that demand was outstripping supply and that other stamps were required at the same time.


Group 3c is puzzling. These tiles are of an 'intermediate' size, which would have been particularly difficult to lay in conjunction with 'normal' sized tiles. They were therefore probably of very limited production, perhaps for just around a grave or near an altar.

Group 3a



26


Glastonbury Abbey Medieval Floor Tile Design Catalogue	
Design Number	26
Group	3a
Description	Heraldic. Arms of England, set diagonally. Tendrils from sides of shield and branching foliage from top. Large size. Gules 3 leopards passant guardant or
Inlay / Slip	Inlay, shallow up to 1.5 mm. Some shrinkage.
Fabric	Bright orange fabric, some with faint reduction to surface. Clay inclusions, small.
Glaze	Olive over reduced body, amber over inlay. See fragment 764.8 for intact glaze deep olive and dull yellow over inlay, glossy.
Keying	Broad scoop, 9 on complete tile
Bevel	Slight
Dimensions	124+ x 98+ x 34 mm
Comments	
Provenance	Dormitory
Catalogue nos: SC	401
GL	178
Parallels	Glastonbury Tor 4 Cleeve Abbey 38 Gloucester Cathedral
Quantity	81
Location	T9, T10, T17, T19, T23, T24, T27, T51, T52, T53, T54, T64, T69, T80, T88, T90



27

Glastonbury Abbey Medieval Floor Tile Design Catalogue

Design Number	27
Group	3a
Description	Heraldic. Arms of Richard or Edmund of Cornwall, set diagonally. Curling foliage from top and sides of shield. Large size Argent a lion rampant gules within a bordure sable bezante
Inlay / Slip	Pinkish inlay (mixed with body clay?) up to 2 mm
Fabric	Well prepared. Some lamination
Glaze	Clear, glossy. Brown over body, cream over inlay with some brown streaks.
Keying	Deep wide scoops, 40 mm in diameter, probably 9 on complete size.
Bevel	None
Dimensions	193 x (193) x 36 mm
Comments	Triangular versions. 723.56 is quarter of full size.
Provenance	Crossing, dormitory
Catalogue nos: SC	419
GL	69
Parallels	Glastonbury Tor 2 Cleeve Abbey 39 Wells 70 Gloucester Cathedral
Quantity	30
Location	T10, T17, T41, T43, T52, T64




28

Glastonbury Abbey Medieval Floor Tile Design Catalogue


Design Number	28
Group	3a
Description	Heraldic, set diagonally. Arms of de Clare. Foliage at top of 3 branches, maple leaf type and small curls. From side of shield 3 stems with maple leaf ends and small curl below. Large size
Inlay / Slip	Inlay, 1.5 mm deep
Fabric	Well prepared, fine. Some lamination. Sparse small rounded inclusions
Glaze	Olive over body, dull yellow to light brown over inlay
Keying	Broad scoop keys, 35-40 mm in diameter, made with sharp pointed knife. Probably 9 on complete tile
Bevel	None to slight
Dimensions	x 30 -34 mm
Comments	
Provenance	Nave, crossing, choir, south transept, refectory, dormitory, cloister, chapter house, abbot's hall
Catalogue nos: SC	427
GL	71
Parallels	Glastonbury Tor 3 Cleeve Abbey 40 Wells 71-2 Gloucester Cathedral Bridgwater
Quantity	44
Location	T10, T15, T21, T28, T38, T54, T57, T69, T71, T74, T87, T89

Group 3b



29

Glastonbury Abbey Medieval Floor Tile Design Catalogue	
Design Number	29
Group	3b
Description	Heraldic. Arms of Richard of Cornwall or his son Edmund. Set square facing right (reversed), which may suggest copying group 3a. Large size Has convincing jaws. Flowing and spiralling foliage from side of shield.
Inlay / Slip	Shallow inlay up to 1 mm. Some shrinkage.
Fabric	Some inclusions and lamination (but thick due to large size so not unexpected). Mostly oxidised, some with faint reduction
Glaze	Clear and glossy, honey colour over body, creamy-blotchy light brown over inlay
Keying	Scoops
Bevel	None
Dimensions	Unknown x 33 mm
Comments	
Provenance	Nave, crossing, dormitory, infirmary, abbot's hall
Catalogue nos: SC	421
GL	68
Parallels	Glastonbury Tor 1
Quantity	27
Location	T10, T41, T43, T57, T83, T88




30

Glastonbury Abbey Medieval Floor Tile Design Catalogue

Design Number	30
Group	3b
Description	Heraldic. Huge eye and mouth aperture from large smiley lion facing right. Probably reversed arms of England. Curl of foliage from shield, probably as Cornwall tile D16 which also reversed. Size and thickness indicates large tile
Inlay / Slip	Inlay, 2 mm deep
Fabric	Thick, few inclusions. Faint surface reduction
Glaze	Brown over body, yellow- brown over inlay
Keying	On fragment 2 deep and broad
Bevel	
Dimensions	X 35 mm
Comments	
Provenance	
Catalogue nos: SC	
GL	89
Parallels	
Quantity	1
Location	T43 : 756.9


Group 3c



31

Glastonbury Abbey Medieval Floor Tile Design Catalogue

Design Number	31
Group	3c
Description	Heraldic, set diagonally. 3 rampant lions facing left. Unusual size, between large heraldics and 'normal' size. Leaves quite a space above the shield presumably for some motif like pendant. Corner motif of deeply cut foliage.
Inlay / Slip	Inlay up to 1 mm
Fabric	Quite liquid looking fabric, with some inclusions. Reduced upper half
Glaze	Olive with pools of brown in pitted surface over body, yellow – streaky light brown over inlay
Keying	Very broad, 55 mm in diameter. Burnished, made with sharp pointed knife. Probably 4 on complete tile
Bevel	None
Dimensions	Unknown x 28 mm
Comments	Heraldry uncertain. Lewis 181 (p.130) suggests Fitzreginald or Pouncefoot (this tile at Neath). Could be an abbreviated number of lions.
Provenance	
Catalogue nos: SC GL	75 and 84
Parallels	
Quantity	10
Location	T41, T43, T51, T94



32

Glastonbury Abbey Medieval Floor Tile Design Catalogue

Design Number	32
Group	3c
Description	Heraldic, set square. Tendril foliage sprouting from lower part of shield. Uncertain heraldry. Arms of Basset or Lovell?
Inlay / Slip	Inlay, dull, pinkish grey-white, c. 1 mm thick
Fabric	Oxidised throughout, more orange than brick coloured. Well prepared, a few small inclusions. Smooth base, one key burnished. Thick tile.
Glaze	Pale olive over body, dull on inlay, yellow to very light brown
Keying	Deep spiral scoop made with sharp knife, close together so possibly 9 on complete tile. 1 scoop burnished
Bevel	None
Dimensions	Unknown x 32 mm
Comments	Larger than normal size tile but not the same as the large heraldic Cornwall-Clare-England group. Same size as D31
Provenance	
Catalogue nos: SC	516 and 474
GL	64
Parallels	
Quantity	2
Location	T52 : 765.21 T64 : 777.14

Group 4

Group 4 tiles come from the same kiln as the large heraldic tiles of group 3 but are all of 'normal' size. Heraldry includes smaller versions of group 3 designs, but also with some reversed so perhaps these are copies, possibly the maker not realising that he needed to cut a mirror image of the design on the stamp, not just to transfer the design as seen. Variations of heraldry include designs set both diagonally and square. The designs also include combat 'Richard and Saladin' types as seen at Cleeve Abbey. Characteristics are the same as group 3; deep burnished keys and glazing which has good colour and contrast. This group also has a widespread distribution on either side of the River Severn.

Even with the relatively small number of tiles surviving overall at Glastonbury, there appear to be more designs represented in both heraldic and non-heraldic varieties than at Cleeve Abbey, for example, and this may indicate that the tiles covered a considerable area. The number of triangular tiles surviving also imply that there were larger expanses of pavement, as at Cleeve Abbey.

Does the widespread distribution also suggest a large quantity produced, even over a relatively short period, or does it indicate more than one kiln in production?


Group 4a



33

Glastonbury Abbey Medieval Floor Tile Design Catalogue

Design Number	33
Group	4a
Description	Heraldic, set diagonally Royal arms of England, 3 lions passant guardant
Inlay / Slip	Inlay, maximum 1.5 mm deep so quite shallow, generally well defined, but with some patches missing. Beige - white
Fabric	Well prepared, sporadic large clay inclusions
Glaze	Brown over body, light olive in centre. Yellow to light olive over inlay. Speckled appearance to some with pools of glaze
Keying	4 wide deep scoops made with sharp pointed knife. Burnished
Bevel	Slight
Dimensions	134 x 134 x 22 mm
Comments	Triangular version, cut vertically through shield. Also quarter full size, 768.61
Provenance	Choir, St. Thomas' chapel, refectory, dormitory, cloisters, infirmary, chapter house, reredorter, abbot's hall, abbot's garden area
Catalogue nos: SC	404
GL	11
Parallels	Wells 65 Muchelney Athelney
Quantity	375
Location	T17, T23, T31, T42, T47, T51, T55, T84, T87, T88, T89, T91, T94, T102, T467, T520, T561, T564, T565



34


Glastonbury Abbey Medieval Floor Tile Design Catalogue

Design Number	34
Group	4a
Description	Heraldic, set diagonally Arms of Cornwall, facing right. Foliage from top and sides of shield, quite thick. Neither foliage or beast particularly well carved
Inlay / Slip	Shallow inlay or slip
Fabric	Mainly oxidised, faint surface reduction
Glaze	Olive – brown over body, pale olive over inlay
Keying	4 broad scoops, burnished. Made with sharp pointed knife
Bevel	Negligible
Dimensions	
Comments	767.70 appears to be break through first circle to the left of the base circle
Provenance	Nave, crossing, refectory, dormitory, cloisters, infirmary, reredorter, abbot's hall, abbot's garden
Catalogue nos: SC	422
GL	88 and 56
Parallels	
Quantity	184
Location	T15, T43, T49, T54, T67, T83, T84, T89




35

Glastonbury Abbey Medieval Floor Tile Design Catalogue	
Design Number	35
Group	4a
Description	Heraldic, set diagonally. Arms of de Clare. Maple leaf from top of shield, stiff elongated, deeply separated foliage from sides of shield
Inlay / Slip	Inlay up to 2 mm deep, dirty white
Fabric	Well prepared, few clay inclusions. Faint surface reduction
Glaze	Brown or light olive over body, cream streaked with brown or light olive over inlay. Contrast is well defined
Keying	4 broad scoops, 30-35 mm in diameter. Some burnished
Bevel	None
Dimensions	134 x 134 x 25 mm
Comments	Some triangular versions
Provenance	Crossing, choir, chapter house, reredorter, refectory, dormitory, infirmary, abbot's hall, garden
Catalogue nos: SC	428
GL	6
Parallels	Wells 67 Stoke sub Hamdon BM 1649 Dorset 139
Quantity	129
Location	T15, T17, T23, T31, T42, T43, T50, T51, T55, T57, T84, T86, T88, T91, T102, T570, T580




Glastonbury Abbey Medieval Floor Tile Design Catalogue	
Design Number	36
Group	4a
Description	Heraldic, set diagonally. Checky with crenellated building on top and foliage springing from side of shield. Probably for de Warenne, brother in law of Richard of Cornwall, although can be attributed to many families including St. Barbe
Inlay / Slip	Dull white inlay up to 1 mm
Fabric	Well prepared, fine hard, sporadic large inclusions. Mainly oxidised with faint central surface reduction
Glaze	Dark brown – olive over body, streaky yellow – light brown over inlay
Keying	4 scoops, 35 mm in diameter. Burnished
Bevel	Slight
Dimensions	134 -138 x 134-138 x 25-28 mm
Comments	Inlay often missing pre glazing, pared back to leave virtually no impression, 745.60. Pared back when still too wet 745.98 Triangular versions See also D37
Provenance	Nave, crossing, choir, St. Thomas' chapel, south transept, refectory, dormitory, cloister, infirmary, chapter house, abbot's hall, garden area, south of monastery, Bond's heap
Catalogue nos: SC	478
GL	2
Parallels	Glastonbury Tor 5, Silver Street 10, Beckery Chapel Same stamp as Cleeve Bridgwater Friary Dorset 153
Quantity	128
Location	T24, T32, T42, T84, T86, T88, T89, T90, T102, T527, T563



37


Glastonbury Abbey Medieval Floor Tile Design Catalogue

Design Number	37
Group	4a
Description	Heraldic, set square Checky flanked with 2 churches with pennants. See also D36
Inlay / Slip	Thin inlay
Fabric	Well prepared to liquid consistency. Some large clay inclusions. Reduced surface
Glaze	Soft olive over body, speckled light brown over inlay. Pleasing contrast
Keying	4 deep scoops, 35 mm in diameter, made with sharp pointed knife
Bevel	Very slight
Dimensions	
Comments	
Provenance	Crossing, refectory, dormitory, cloisters, infirmary, Bond's heap
Catalogue nos: SC	477
GL	1
Parallels	Wells 62 Muchelney Abbey Dunkerswell
Quantity	16
Location	T32, T36, T87, T94, T102, T524, T528, T668, T670, T671, T672, T673, T674, T675



38


Glastonbury Abbey Medieval Floor Tile Design Catalogue	
Design Number	38
Group	4a
Description	Heraldic, set diagonally Bend sinister across rampant lion, heraldry not attributable
Inlay / Slip	Shallow inlay, probably slip. White
Fabric	Well prepared, small dark inclusions. Smooth base, sides well trimmed.
Glaze	Brown – olive over body, creamy over slip
Keying	4 shallow shell shaped scoops made with wet knife
Bevel	None to very slight
Dimensions	146 x 141 x 24 mm
Comments	Well made tiles but stamp is not well made. Uneven shield, bend not straight. Foliage to left is a bit squiggly in comparison to the foliage to the right and above, trifoliolate each trilobed. Line of foliage around top suggests stamp was for smaller quarry
Provenance	Nave, crossing, refectory and dormitory
Catalogue nos: SC	424
GL	54 and 162
Parallels	
Quantity	113
Location	T43, T61, T87, T90



39

Glastonbury Abbey Medieval Floor Tile Design Catalogue


Design Number	39
Group	4a
Description	Heraldic, set diagonally Above shield trefoil ended foliage, to sides fire breathing dragon to left and mandragore to right both facing downwards
Inlay / Slip	Slip or thin inlay
Fabric	Well prepared, fine. Some large clay inclusions
Glaze	Brown – olive over body, cream – light brown over slip
Keying	4 deep scoops, made with sharp knife, burnished
Bevel	Negligible
Dimensions	
Comments	Outstandingly well made stamp, intricate and with fine detail. Foliage above shield well defined with tight curled ends, figures down the side delightfully detailed, suggests work of master carver. Stamp is well cleaned between use too which suggests appreciation of tile maker. Possibly Mortimer but compare with other Mortimer stamps which are distinctly crude. Triangular versions, 739.55 scored and split on 2 scoops so presumably afterthought.
Provenance	Nave, St. Thomas' chapel, refectory, dormitory, chapter house, abbot's garden
Catalogue nos: SC	416
GL	10
Parallels	Wells 64
Quantity	109
Location	T17, T19, T26, T49, T50, T59, T84, T102, T526



40

Glastonbury Abbey Medieval Floor Tile Design Catalogue

Design Number	40
Group	4a
Description	Heraldic, set square 3 escallops, possibly for Bysse family? Delicate tendril decoration around sides and below shield
Inlay / Slip	Creamy – white inlay 1 mm deep
Fabric	Well prepared. Wet knife used on sides, base burnished. Faint reduction to surface
Glaze	Olive over body, light brown over inlay
Keying	4 scoops
Bevel	Very slight
Dimensions	134 x 134 x Some thin .30 is 17 mm
Comments	
Provenance	
Catalogue nos: SC	468
GL	32 and 76
Parallels	Shapwick
Quantity	21
Location	T87

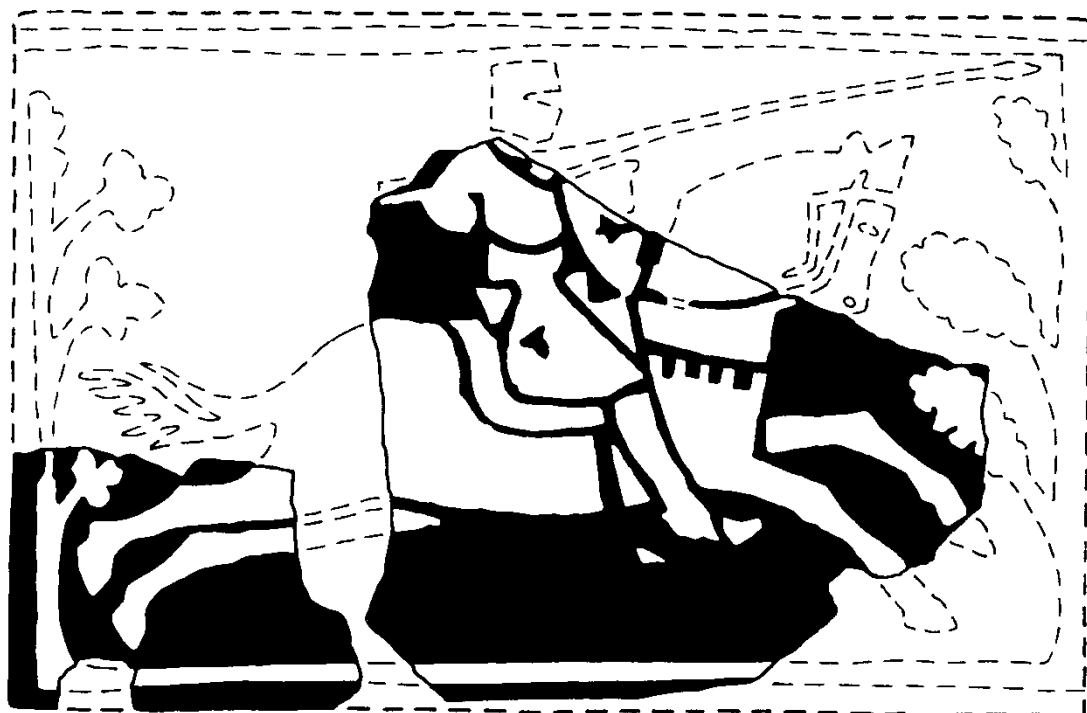


41

Glastonbury Abbey Medieval Floor Tile Design Catalogue

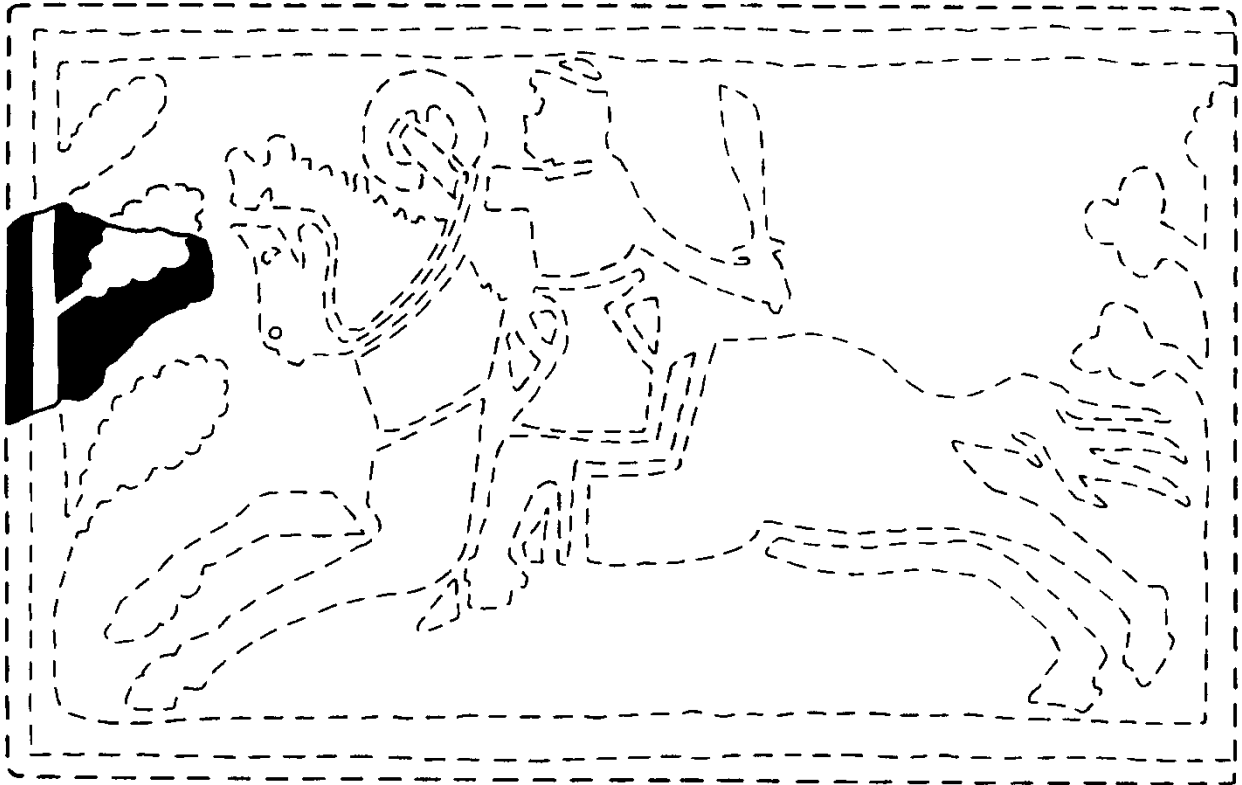
Design Number	41
Group	4a
Description	Heraldic, set diagonally. Notched rectangle at top corner of shield and at base. Shield also notched at base. See Bridgwater catalogue, heraldry for Trivet.
Inlay / Slip	Inlay, creamy-white, 1-2 mm deep
Fabric	Well prepared, oxidised, large clay and small dark inclusions
Glaze	Toffee brown over body, creamy-yellow with brown streaks over inlay
Keying	4 wide deep scoops made with sharp pointed knife. Burnished
Bevel	Very slight
Dimensions	65+ x 45+ x 21 mm
Comments	
Provenance	Refectory, dormitory
Catalogue nos: SC	
GL	83
Parallels	
Quantity	3
Location	T54 : 767.44, 767.46, 767.51

Group 4b



42

Glastonbury Abbey Medieval Floor Tile Design Catalogue	
Design Number	42
Group	4b
Description	Combat knight riding right. Trefoil ended tree to left, tree with scalloped oval leaves to right.
Inlay / Slip	Inlay up to 1 mm deep. White (751.27) or pinkish (751.16)
Fabric	Surface reduction. Well prepared, small red inclusions. Larger inclusions in thicker fragments.
Glaze	Brown-olive over body. Yellow-light brown over inlay.
Keying	Deep broad scoop, 40 mm diameter.
Bevel	
Dimensions	? x ? x 25-37 mm
Comments	Variable depth as some are steps and some are risers.
Provenance	Crossing, cloisters, refectory, abbot's hall, garden area
Catalogue nos: SC	529
GL	81
Parallels	Cleeve Abbey 35
Quantity	27
Location	T38, T523, T556, T562, T571



43

Glastonbury Abbey Medieval Floor Tile Design Catalogue


Design Number	43
Group	4b
Description	Combat rider facing left with round shield. Tree with oval scalloped leaves to left, trefoil ended tree to right.
Inlay / Slip	Inlay
Fabric	Well prepared
Glaze	
Keying	None visible
Bevel	None visible
Dimensions	No complete dimensions
Comments	
Provenance	
Catalogue nos: SC	530
GL	
Parallels	Cleeve Abbey 36
Quantity	1
Location	T52 : 765.29



44

Glastonbury Abbey Medieval Floor Tile Design Catalogue

Design Number	44
Group	4b
Description	Rectangular tile of swirling arabesques within parallel bands, similar to D81 Mirror image of D104
Inlay / Slip	White inlay 1 mm deep
Fabric	Fine, well prepared to liquid consistency. Few inclusions. Pale surface reduction with oxidised blotches , oxidised sides
Glaze	Olive over body, pale light brown over inlay
Keying	Broad scoop keys made with sharp pointed knife, 8 on complete tile
Bevel	
Dimensions	? x 135 x 26 mm
Comments	
Provenance	Crossing, refectory, cloister
Catalogue nos: SC	108
GL	41
Parallels	Cleeve Abbey 37
Quantity	9
Location	T28, T67, T84, T85, T87



45

Glastonbury Abbey Medieval Floor Tile Design Catalogue

Design Number	45
Group	4b
Description	Arabesque between parallel lines top and bottom As D44 but middle fleur de lys spiral faces opposite direction so mirror image
Inlay / Slip	Inlay up to 2 mm deep, white
Fabric	Well prepared, sparse dark inclusions. Mostly oxidised some with faint reduction. Good definition of stamp
Glaze	Brown – olive over body, yellow – streaky light brown over inlay
Keying	Deep broad scoop 35 mm diameter, made with sharp pointed knife
Bevel	None
Dimensions	x 25 mm
Comments	
Provenance	
Catalogue nos: SC	
GL	41
Parallels	
Quantity	4
Location	T28, T49, T84



46

Glastonbury Abbey Medieval Floor Tile Design Catalogue


Design Number	46
Group	4b
Description	2 beasts rampant, facing each other with fleur de lys on flared base between at feet. 3 toed feet and three digit paws.
Inlay / Slip	Inlay. Some orange tinged, mixed with clay? example 758.59. Impression of plasticene-like consistency
Fabric	Fine some with large red inclusions. Some lamination. Mainly oxidised, some with reduced core and faint surface reduction.
Glaze	Brown, some olive over body, light brown -olive over inlay.
Keying	4 scoops, deep spiral effect as made with sharp knife, 45 mm in diameter. Burnished, some with whole surface burnished.
Bevel	Slight to none
Dimensions	140 x 140 x 24 mm
Comments	
Provenance	Nave, crossing, choir, St. Thomas' chapel, refectory, cloister, infirmary, abbot's garden area
Catalogue nos: SC	101
GL	7
Parallels	Glastonbury; Beckery chapel 10 Cleeve Abbey 47 Dorset 172 Tintern Abbey
Quantity	133
Location	T27, T42, T44, T45, T52, T54, T85, T88, T90, T102, T520, T590



47

Glastonbury Abbey Medieval Floor Tile Design Catalogue

Design Number	47
Group	4b
Description	Lion facing right within a circle with out-turned fleur de lys at each corner. Left forepaw is raised. Defined waist, long tail curves back over hind quarters. Back of head and neck scalloped to denote mane. Mouth deeply agape.
Inlay / Slip	Inlaid, variable depth up to 3 mm, some excessive paring back
Fabric	Fine, hard, some clay inclusions. Some with reduced centre on surface with oxidised edges. Lower surface mostly rough but some smoothed with knife but not burnished
Glaze	Some amber-brown over body mostly olive to dark brown, yellow to dull yellow over inlay
Keying	4 scoops, deep over half depth of tile. Burnished
Bevel	Slight
Dimensions	138-40 x 138-40 x 22-23 mm
Comments	Some fragments have short left arm of fleur de lys in top right corner, for example 715.23 but probably due to paring back rather than different stamp as lion appears to be same form.
Provenance	Nave, crossing, choir, St. Thomas' chapel, refectory, dormitory, cloisters, infirmary, chapter house, abbot's hall, garden, Bond's heap
Catalogue nos: SC	88
GL	8
Parallels	Beckery 13 Similar to Cleeve 53 but not same stamp and at Cleeve slightly later group Muchelney; Lewis 44 (Tintern), Wells 53, Dorset 2, Taunton Priory
Quantity	213
Location	T1, T2, T10, T13, T15, T19, T23, T27, T45, T52, T53, T60, T69, T74, T84, T86, T87, T89, T90, T587



48


Glastonbury Abbey Medieval Floor Tile Design Catalogue

Design Number	48
Group	4b
Description	Elephant with castle on back facing right. 2 disjoined 5 petalled rosettes above on either side.
Inlay / Slip	
Fabric	Fine
Glaze	Light olive over inlay
Keying	4 scoops, oblique
Bevel	
Dimensions	138 x 136 x 23 mm
Comments	Only example on display
Provenance	Bond's heap
Catalogue nos: SC	104
GL	92
Parallels	Muchelney Abbey
Quantity	1
Location	T465 : display



49


Glastonbury Abbey Medieval Floor Tile Design Catalogue	
Design Number	49
Group	4b
Description	Double headed eagle set diagonally. Lattice pattern over stomach. Exaggerated 'shoulders', oval piercings to denote layers of feathers. Wings of 4 strands roughly equal in length, outer two curving out slightly more. Tail tapers into abacus above a four lobed pendant. Between heads and to left and right of wings 5 petalled rosettes. Emblem of Richard of Cornwall as king of the Romans
Inlay / Slip	Inlay, up to 2 mm. Some shrinkage
Fabric	Fine, hard, some clay inclusions. Mostly oxidised, some with faint surface reduction
Glaze	Rich chestnut brown over body, creamy yellow to honey colour over inlay
Keying	4 wide deep scoops made with wet sharp pointed knife
Bevel	Negligible
Dimensions	138 x 138 x 25 mm
Comments	See design D50 for another version of double headed eagle Left foot consists of 3 toes and a heel spur, often the stamp has not been cleaned very well and it appears rather mallet shaped. The right foot is the same but generally comes out more distinct.
Provenance	Nave, crossing, St Thomas' chapel, north transept, south transept, refectory, dormitory, cloisters, infirmary, abbot's hall
Catalogue nos: SC	170
GL	9
Parallels	Beckery 12 Silver Street 12 Gloucester Blackfriars
Quantity	74
Location	T7, T84, T90, T520, T646, T654, T655, T656, T657



50

Glastonbury Abbey Medieval Floor Tile Design Catalogue


Design Number	50
Group	4b
Description	Double headed eagle set diagonally. Oval piercings on wings and body to denoted feathers. Tapered wings, tail of four equal length feathers. Feet of 4 claws. 6 petalled rosette between heads and to left and right of wings. Heads closer together than on design 49. Emblem of Richard of Cornwall as King of the Romans.
Inlay / Slip	White inlay up to 1.5 mm
Fabric	Fine, hard with clay inclusions. Some with faint surface reduction, mostly oxidised
Glaze	Chestnut through to chocolate brown over body, creamy yellow with light brown blotches over inlay
Keying	4 scoops wide 35 mm in diameter, deep, made with sharp pointed knife. Some burnished
Bevel	None
Dimensions	135 x 135 x 24 mm
Comments	Triangular versions including quarter size, 738.31. Some stacking marks, 738.4 and 738.8
Provenance	Nave, crossing, choir, refectory, dormitory, cloisters, infirmary, chapter house, reredorter, abbot's hall, south orchard, Bond's heap
Catalogue nos: SC	169
GL	61
Parallels	Glastonbury, chaplains house, St John's 2, Tor 5 Cleeve 45 Wells 68 Tintern Dorset 165
Quantity	269
Location	T7, T8, T9, T19, T20, T25, T26, T27, T29, T46, T53, T55, T70, T72, T78, T87, T88, T89, T91, T647, T648, T566, T567, T568, T569



51

Glastonbury Abbey Medieval Floor Tile Design Catalogue

Design Number	51
Group	4b
Description	2 birds addorsed, either side of stylised tree within circle. No corner motif, this may be same stamp as D52 but with corners removed
Inlay / Slip	Pinkish inlay 1 mm deep
Fabric	Fine, smooth, well prepared.
Glaze	Dark brown over body, dull yellow over inlay
Keying	4 broad scoops, burnished, 40 x 45 mm
Bevel	None
Dimensions	139 x 139 x 24 mm, also smaller versions 133 square x 19 mm
Comments	
Provenance	
Catalogue nos: SC	150?
GL	
Parallels	Glastonbury Tor6, St John's 1, Beckery Chapel Cleeve 44 Wells 52a Dorset 63
Quantity	237
Location	T10, T18, T23, T27, T35, T42, T43, T44, T50, T65, T68, T70, T74, T79, T84, T86, T88, T89, T102, T466, T628, T642, T643, T644




52

Glastonbury Abbey Medieval Floor Tile Design Catalogue	
Design Number	52
Group	4b
Description	2 birds addorsed either side of stylised tree within circle. Corner motif of central trefoil with 2 side branches rather angular and enclosing central stem.
Inlay / Slip	Inlay up to 1.5 mm deep
Fabric	Well prepared, some large inclusions. Mainly oxidised but some with faint surface reduction for pleasing effect
Glaze	Olive – brown over body, creamy yellow with streaks of light brown over inlay
Keying	4 scoop keys, broad 40 mm in diameter, burnished
Bevel	None
Dimensions	140 x 140 x 24 mm
Comments	Is this same stamp as 25 but with corner motifs intact? See 748.56 which is D51 but with shadow of corner motif in bottom right hand corner? Also possibly 748.15.
Provenance	Nave, crossing, choir, south transept, refectory, dormitory, cloisters, infirmary, abbot's hall, abbot's garden, south orchard, Bond's heap
Catalogue nos: SC	147
GL	25
Parallels	
Quantity	59
Location	T35, T40, T44, T70, T84, T89, T520, T625, T626, T627



Glastonbury Abbey Medieval Floor Tile Design Catalogue


Design Number	53
Group	4b
Description	2 birds addorsed either side of thick stemmed tree with short stubby projections and trefoil head. Birds have short beaks, definition of wings. Corner motif of trilobed petal, indistinct. Set in plaster in wooden frame, so all details not visible
Inlay / Slip	White inlay
Fabric	Appears well prepared
Glaze	Olive over body, light brown over inlay
Keying	Unknown
Bevel	Unknown
Dimensions	140 x 136 x unknown mm
Comments	Only example
Provenance	
Catalogue nos: SC	144
GL	24
Parallels	
Quantity	1
Location	T520 : 2011/24



54

Glastonbury Abbey Medieval Floor Tile Design Catalogue


Design Number	54
Group	4b
Description	Birds perched on side towers of church with central tower. All towers have row of trefoil openings above main door and lancet windows. Openings above are rectangular on side towers, trifoliate on main tower.
Inlay / Slip	Thin inlay less than 1 mm or slip
Fabric	Oxidised with faint surface reduction. Clay inclusions.
Glaze	Brown-olive over body, toffee brown over inlay, glossy.
Keying	4 scoops, 3-35 mm in diameter, made with sharp pointed knife. Some burnished
Bevel	Slight
Dimensions	138-140 x 138-140 x 24 mm
Comments	
Provenance	Nave, crossing, south transept, refectory, dormitory, cloisters, chapter house, reredorter, abbot's garden area, south of monastery
Catalogue nos: SC	174
GL	26
Parallels	Glastonbury, chaplains house Muchelney Abbey
Quantity	80
Location	T7, T8, T10, T20, T22, T23, T26, T44, T45, T70, T89, T94, T594



55


Glastonbury Abbey Medieval Floor Tile Design Catalogue

Design Number	55
Group	4b
Description	2 birds sitting on side towers of church. Side and central towers are crenellated and have quatrefoil opening. At ground floor level lancet windows to aisles, trefoil headed door to centre flanked with quatrefoil windows. All on plinth, or steps.
Inlay / Slip	Thin inlay
Fabric	Well prepared, fine, some clay inclusions. Mainly oxidised, some with faint reduction
Glaze	None remaining
Keying	Burnished scoop
Bevel	None
Dimensions	100+ x 96+ x 24 mm
Comments	
Provenance	Bond's heap
Catalogue nos: SC	176
GL	27
Parallels	
Quantity	8
Location	T54, T84, T86, T520



56

Glastonbury Abbey Medieval Floor Tile Design Catalogue	
Design Number	56
Group	4b
Description	Foliate geometric. Diagonal arms with outspread trifoliate arms from centre of 4 dots with club shaped ends to stems to cardinal points. All within circle with fleurs de lys to each corner at end of diagonal arm.
Inlay / Slip	Dull beige-pinkish white inlay up to 2.5 mm. Variable, circle deeper than centre
Fabric	Fine, hard with some inclusions. Some lamination. Mainly oxidised with faint surface reduction in centre
Glaze	Honey to chestnut brown over body, creamy yellow with light brown streaks over inlay
Keying	4 scoop keys up to 45 mm diameter, burnished. Made with sharp pointed knife, over half tile depth. None on some triangular pieces 718.2
Bevel	None to slight
Dimensions	136-139 x 136-139 x 19-25 mm
Comments	Large number of triangular tiles, some without keying but not all. 718.27 is quarter of full size. 718.8 - corner detail, shows stamp as stepped with central foil as pointed not club shaped. On some 2 of central dots are joined by a bar, made evident by paring back too much. This peculiarity is evident from other sites such as Cleeve and Neath, see 718.8, 718.16, 718.35 and 737.20
Provenance	Nave, crossing, choir, south transept, refectory, dormitory, cloister, chapter house, abbot's hall, garden area
Catalogue nos: SC	186
GL	21
Parallels	Beckery Chapel 11, Chaplains House Cleeve 43 Tintern
Quantity	226
Location	Site north transept, T5, T6, T19, T23, T24, T37, T52, T58, T64, T70, T82, T84, T87, T88, T94, T102, T520, T593



57

Glastonbury Abbey Medieval Floor Tile Design Catalogue


Design Number	57
Group	4b
Description	Design set diagonally for four tile set of same stamp. Cusped canopy with central crocketed pinnacle with trifoliate piercing. Either side of pinnacle two 5 petalled rosettes within frame. Beneath canopy maple like leaves, two attached to canopy, third with stem pointing towards corner which is joining feature to other tiles of the set.
Inlay / Slip	Shallow inlay
Fabric	Well prepared but some lamination.
Glaze	
Keying	4 scoops 35 mm in diameter. Deep, made with sharp knife
Bevel	None
Dimensions	92+ x 94+ x 25 mm
Comments	Well defined stamp Triangular versions
Provenance	Choir, dormitory, chapter house, south of monastery
Catalogue nos: SC	347
GL	49
Parallels	Wells 60
Quantity	80
Location	T54, T59, T84, T85, T90, T102



58

Glastonbury Abbey Medieval Floor Tile Design Catalogue

Design Number	58
Group	4b
Description	Design set diagonally. 4 tiles form complete pattern similar to rose window. Each tile has two sets of one and a half arches overlapping with trefoil pendants. Dot within cusp between arches. 3 long stems from base with simple leaves at mid point and ending in cinquefoil terminals within lancets. Outside circular band spreading foliate corner motif. Trefoil ended stem splits into two, each with trefoil and cinquefoil, upper part with bud, separated by trefoil
Inlay / Slip	Inlay up to 2 mm
Fabric	Fine, hard, well prepared. Some clay inclusions. Some with lamination. Mostly oxidised, some surface reduction.
Glaze	Over body fabric rich honey colour or olive over reduction. Over inlay yellow or blotchy light brown
Keying	4 deep scoops 35 – 40 mm in diameter, burnished. Made with sharp pointed knife
Bevel	Negligible, straight to slight e.g. 722.22
Dimensions	136 x 136 x 23-5 mm
Comments	
Provenance	
Catalogue nos: SC	342
GL	
Parallels	Glastonbury chaplains house Cleeve 54 (group 6) Wells 59 Dorset 200
Quantity	96
Location	T9, T19, T21, T71, T85, T87, T89, T90



59

Glastonbury Abbey Medieval Floor Tile Design Catalogue


Design Number	59
Group	4b
Description	As D60 but with additional detached rosettes either side of stem. Lower cinquefoil is slightly smaller than D60.
Inlay / Slip	Dull white inlay up to 1.5 mm thick
Fabric	Well prepared, few inclusions. Mostly oxidised throughout, some with reduced upper half
Glaze	Brown over body, yellow or light brown over inlay
Keying	4 scoop keys, burnished
Bevel	None
Dimensions	
Comments	As SC263 but some without broken anther. 778.24 left detached rosette is pierced as some at Cleeve Abbey. As right rosette is also stumpy there is the possibility that the stamp was not thoroughly cleaned out.
Provenance	
Catalogue nos: SC	
GL	23
Parallels	Cleeve Abbey 42 (group 5) Wells 58
Quantity	130
Location	T5, T19, T23, T37, T41, T57, T62, T65, T74, T79, T84, T86, T87, T88, T89, T93, T520



60


Glastonbury Abbey Medieval Floor Tile Design Catalogue

Design Number	60
Group	4b
Description	As D59 but without detached rosettes. Stylised foliage set diagonally.
Inlay / Slip	White inlay less than 1 mm deep
Fabric	Well prepared, few inclusions and no fissures. Mostly oxidised with patchy surface reduction
Glaze	Brown- blotchy olive over body fabric, creamy yellow – streaky light brown over inlay
Keying	4 scoops 30 – 40 mm in diameter, burnished
Bevel	None
Dimensions	
Comments	No keying on triangular versions, 778.42 and 778.41 Many of the fragments could be either D59 or D60
Provenance	
Catalogue nos: SC	264
GL	
Parallels	
Quantity	50
Location	T53, T57, T62, T65, T84, T102, T520



61


Glastonbury Abbey Medieval Floor Tile Design Catalogue	
Design Number	61
Group	4b
Description	Central pierced quatrefoil within square set diamond fashion from each face out-turned fleur de lys to each corner. Large slender side petals arched not reflexed. Similar to D99 but smaller and neater square without notching.
Inlay / Slip	Shallow inlay up to 1 mm
Fabric	Fine, hard, some clay inclusions some very large 794.69. Lower surface smooth 794.48 or rough, white sanded 794.5. Mainly oxidised
Glaze	Olive – brown over body, yellow – light brown over inlay
Keying	4 scoop keys, 30 -45 mm in diameter. Burnished. Made with sharp pointed knife, deep.
Bevel	Negligible
Dimensions	139 x 139 x 20-23 mm
Comments	Some triangular, including quarter full size 794.26
Provenance	Nave, St Thomas' chapel, refectory, dormitory, abbot's hall, garden area, south of monastery, Bond's heap
Catalogue nos: SC	231
GL	15
Parallels	Muchelney (78700142) Cleeve 64 Wells 48 Dorset 85 BM 2344
Quantity	205
Location	T15, T19, T23, T27, T38, T42, T52, T57, T62, T64, T70, T72, T74, T81, T84, T89, T90



62

Glastonbury Abbey Medieval Floor Tile Design Catalogue


Design Number	62
Group	4b
Description	Out turned fleurs de lys to each corner from central motif of outlined 5 petalled rosette. At midpoint of each edge inturned fleur de lys with triangular base. All with astragal
Inlay / Slip	Inlay up to 2 mm
Fabric	Fine, well prepared. Some with clay inclusions. Mostly oxidised, some with lightly reduced surface. Some lamination
Glaze	Brown – light olive over body, yellow over inlay
Keying	4 scoops, deeply cut. A few burnished
Bevel	Very slight
Dimensions	133-139 x 133-139 x 19-25 mm
Comments	Well cut stamp. Variable sizes, some with clear border around design so intended for smaller quarry. Some triangular, 732.2
Provenance	Nave, crossing, St. Thomas chapel, north transept, refectory, dormitory, cloisters, chapter house, abbot's hall, garden, south orchard, Bond's heap
Catalogue nos: SC	239
GL	16
Parallels	Beckery 16 Wells 49
Quantity	199
Location	T3, T5, T10, T19, T23, T34, T53, T57, T65, T73, T77, T82, T84, T91, T102, T520



63

Glastonbury Abbey Medieval Floor Tile Design Catalogue


Design Number	63
Group	4b
Description	Opposing arcs enclosing fleurs de lys, 2 reflexed, alternate 2 feathered arms. Central cross, pierced centre, elongated fleurs de lys arms
Inlay / Slip	Thin inlay up to 1 mm deep
Fabric	Fine, few small white inclusions. Some with lamination
Glaze	Brown over body, yellow over inlay
Keying	4 scoops, broad and deep
Bevel	Slight
Dimensions	138 – 140 square x 23 – 25 mm
Comments	Central motif similar to D64 or D65 but this has more shaping
Provenance	Nave, crossing, north transept, refectory, dormitory, cloisters, infirmary, chapter house, abbot's garden area
Catalogue nos: SC	202
GL	34
Parallels	
Quantity	77
Location	T66, T90, T592



64

Glastonbury Abbey Medieval Floor Tile Design Catalogue


Design Number	64
Group	4b
Description	Cross with fleurs de lys terminals at centre within 4 arcs. Trifoliate motifs within arcs, not dissimilar to D52 but more elaborate. There are 2 distinct stamps, see also D65, but as most fragments are small it is difficult to distinguish them and all but 1 example are listed on the database as D64.
Inlay / Slip	Shallow inlay or slip, missing on some due to excessive paring back
Fabric	Well prepared, some dark inclusions. Most with reduced upper half
Glaze	Olive over body, light olive – dull yellow over inlay. Variable because of firing, probably intended of reduced centre and oxidised edges
Keying	4 deep scoops, 40 mm in diameter. Made with sharp pointed knife
Bevel	None
Dimensions	136 x 136 x 24-26 mm
Comments	753.40 (design 64) is a tile measuring 137 x 137 mm, but one side has a 7 mm clear edge, so perhaps the stamp was intended for a smaller quarry. Central cross arms are straight, fleurs de lys are quite elongated. Corner motif side arms are wide spread. Both these tiles are the same size, keying is the same which suggests stamps co-existing rather than one being replacement. Over enthusiastic paring back, stamp impression on 753.5
Provenance	Nave, crossing, St Thomas' chapel, refectory, dormitory, south orchard, Bond's heap
Catalogue nos: SC	203
GL	33
Parallels	Beckery Chapel Wells
Quantity	48
Location	T40, T66, T79, T84, T85, T87, T89



65


Glastonbury Abbey Medieval Floor Tile Design Catalogue

Design Number	65
Group	4b
Description	Cross with fleurs de lys terminals at centre within 4 arcs. Trifoliolate motifs within arcs, not dissimilar to 52. There are 2 distinct stamps, see also D64, but as most fragments are small it is difficult to distinguish them and all but 1 example are listed on the database as D64.
Inlay / Slip	Shallow inlay or slip, missing on some due to excessive paring back
Fabric	Well prepared, some dark inclusions. Most with reduced upper half
Glaze	Olive over body, light olive – dull yellow over inlay. Variable because of firing, probably intended of reduced centre and oxidised edges
Keying	4 deep scoops, 40 mm in diameter. Made with sharp pointed knife
Bevel	None
Dimensions	136 x 136 x 24-26 mm
Comments	753.42 (design 65) central cross arms are short and taper to central circle. Fleurs de lys are smaller than D64 and quite tight. On corner motif side shoots are close to central stem. Both these tiles are the same size & keying is the same which suggests stamps co-existing rather than one being replacement. Over enthusiastic paring back, stamp impression on 753.5
Provenance	Nave, crossing, St Thomas' chapel, refectory, dormitory, south orchard, Bond's heap
Catalogue nos: SC	203
GL	33
Parallels	Beckery Chapel Wells
Quantity	1
Location	T88



66

Glastonbury Abbey Medieval Floor Tile Design Catalogue	
Design Number	66
Group	4b
Description	Four intersecting arcs with quatrefoil at centre. In each corner section double ended fleur de lys
Inlay / Slip	Thin inlay 1 mm deep
Fabric	Generally well prepared, few inclusions. Some not well packed so lamination. Mostly oxidised, some with centre of surface reduced and oxidised edges and blotchy
Glaze	Olive – brown over body, yellow – streaky light brown over inlay
Keying	4 broad deep scoops made with sharp pointed knife, burnished
Bevel	None
Dimensions	138 x 138 x 20-25 mm
Comments	763.35 – inlay missing, wood grain of stamp visible, regular spacing 763.58 – stamp intended for smaller quarry? Arcs stop short of 2 edges by 4 mm. Slash across surface probably accidental damage rather than beginning of break on stamp
Provenance	Nave, crossing, refectory, dormitory, cloisters, chapter house, abbot's hall garden
Catalogue nos: SC	198
GL	52
Parallels	Glastonbury, Beckery 17 Wells 57 Witham Friary Dorset 77 BM 2214
Quantity	248
Location	T12, T19, T23, T41, T46, T50, T54, T63, T72, T87, T88, T102



67


Glastonbury Abbey Medieval Floor Tile Design Catalogue

Design Number	67
Group	4b
Description	Symmetrical stylised tree with branches ending in rounded cinquefoils and with buds either rounded or flag like.
Inlay / Slip	Inlay, 1 mm deep
Fabric	Well prepared, fine, small clay inclusions
Glaze	Brown over body, yellow with light brown streaks over inlay. Glossy
Keying	4 broad burnished scoops. Some with almost full burnished base
Bevel	None
Dimensions	138 x 138 x 20-24 mm
Comments	
Provenance	Nave, crossing, choir, south transept, refectory, dormitory, chapter house, abbot's hall, garden area
Catalogue nos: SC	252
GL	35
Parallels	Glastonbury chaplains house Cleeve 46 Witham Friary 8 Wells 51
Quantity	155
Location	T10, T19, T20, T26, T33, T36, T52, T53, T57, T62, T65, T79, T87, T88, T89, T91, T93, T94, T102



68

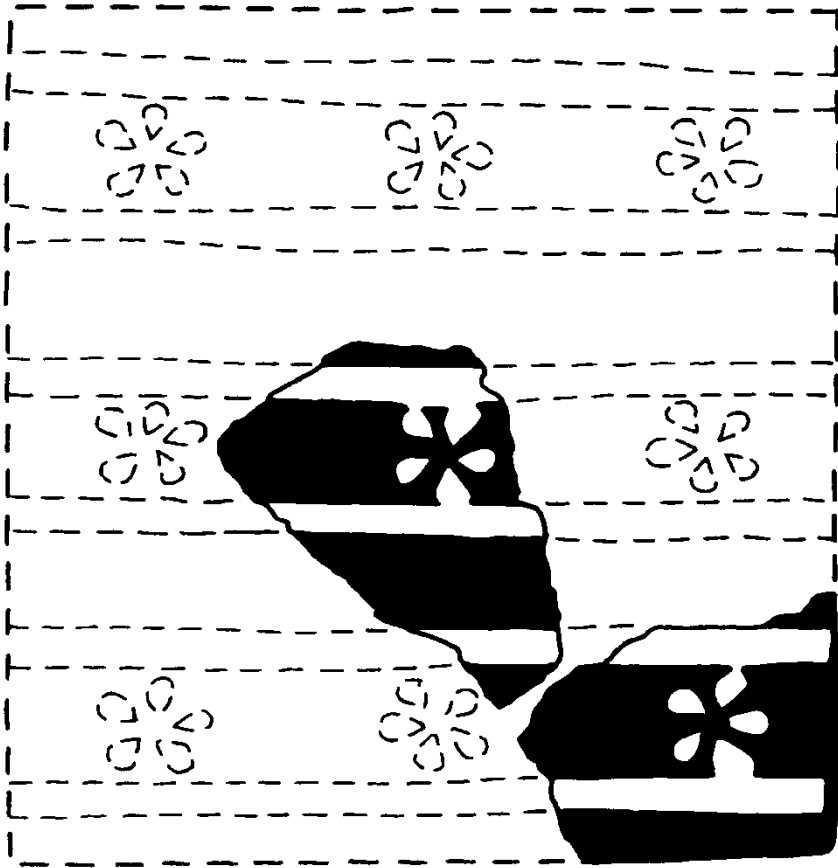
Glastonbury Abbey Medieval Floor Tile Design Catalogue	
Design Number	68
Group	4b
Description	Central stem divides into three, side stems curve round. Side shoots lower down.
Inlay / Slip	Shallow inlay
Fabric	Well prepared, few small inclusions
Glaze	Specks of brown over body clay
Keying	Broad deep scoop made with wet sharp pointed knife, 4 on complete tile
Bevel	Unknown
Dimensions	Unknown x 27 mm
Comments	Finger print on base next to scoop
Provenance	
Catalogue nos: SC	
GL	
Parallels	
Quantity	1
Location	T87 : 800.81



69

Glastonbury Abbey Medieval Floor Tile Design Catalogue


Design Number	69
Group	4b
Description	Intersecting ellipses set diagonally. Central motif of 8 petals, 4 large and 4 small, disarticulated
Inlay / Slip	Grey-white inlay up to 2 mm deep
Fabric	Well prepared. Sporadic inclusions, some clay, mainly small dark grey
Glaze	Olive over body, light olive brown over inlay
Keying	4 broad scoops 30 – 35 mm in diameter. Made with sharp pointed knife
Bevel	None
Dimensions	Unknown x 22 mm
Comments	Keys are not burnished as most of this group, also there is not a strong contrast between the two clays which are more like the fabric 21 (group 1) at Silver Street but the keying is distinctly of this later group.
Provenance	Nave, crossing, St. Thomas' chapel, dormitory, cloisters, infirmary, abbot's garden
Catalogue nos: SC	221
GL	28
Parallels	Silver Street 11 (fabric 22) Dorset 36
Quantity	73
Location	T10, T13, T15, T21, T23, T42, T64, T71, T85, T87, T88, T102, T584



70

Glastonbury Abbey Medieval Floor Tile Design Catalogue


Design Number	70
Group	4b
Description	3 series of parallel bands enclosing 3 rosettes of 5 disarticulated petals. Probably intended to be scored and split into border tiles
Inlay / Slip	Fine white inlay up to 2 mm deep
Fabric	Well prepared, some small fine white inclusions and clay
Glaze	Brown-olive over body clay, yellow over inlay
Keying	Deep scoops probably 4 on complete tile. Made with sharp pointed knife
Bevel	None
Dimensions	54+ x 63+ x 22 mm
Comments	Probably intended to be scored and split for borders
Provenance	Crossing, choir, south transept
Catalogue nos: SC	302
GL	50
Parallels	Muchelney Abbey
Quantity	2
Location	T36 : 749.15 T71 : 784.55



71

Glastonbury Abbey Medieval Floor Tile Design Catalogue

Design Number	71
Group	4b
Description	<p>Diamond shaped frame with circular loops to each corner. Motif within loops not clear. Within frame rounded trefoil cross?</p> <p>Drawing of Gl.12 shows more than now surviving. Only example set in plaster in wooden frame</p>
Inlay / Slip	White inlay up to 1 mm
Fabric	Oxidised surface
Glaze	Brown over body, light brown over inlay
Keying	Not known
Bevel	Not visible
Dimensions	Not known
Comments	
Provenance	
Catalogue nos: SC	
GL	12
Parallels	
Quantity	1
Location	T91 : 876.24



Glastonbury Abbey Medieval Floor Tile Design Catalogue

Design Number	148
Group	4b
Description	Fleur de lys facing corner, quite broad petals, with abacus. Right scale for drawing in Somerset Tile Census of 229, drawing used by Barbara Lowe from A .Emden's notes.
Inlay / Slip	Thin white inlay
Fabric	Well prepared, fine. Sparse small inclusions. Burnished base and side
Glaze	Olive over body, light brown – yellow over inlay
Keying	Broad scoop made with sharp pointed knife, 4 on complete tile
Bevel	None
Dimensions	Unknown x 24 mm
Comments	
Provenance	
Catalogue nos: SC	229
GL	
Parallels	Exeter BM 2194
Quantity	1
Location	T89 : 802.54

Group 5

Group 5

Group 5 has the same characteristics of fabric and keying as groups 3 and 4 but with the difference that no parallels have been found at other sites. They are large and rectangular with intricate and detailed designs. The glaze particularly clear.

Could these be designs specifically made for Glastonbury and possibly for a specific area of the abbey? Possibly used as a wall border?

These are fine tiles and would have been valued as souvenirs so it is possible that this may be part of the reason why there are so few remaining at Glastonbury and none elsewhere.



72

Glastonbury Abbey Medieval Floor Tile Design Catalogue	
Design Number	72
Group	5
Description	Rectangular tile. Framed design of lion facing left within roundel flanked by arabesque, not symmetrical.
Inlay / Slip	Dull creamy-white inlay up to 2 mm deep
Fabric	Well prepared to liquid consistency. Some clay inclusions. Oxidised, faint surface reduction
Glaze	Pale olive, caramel around edges on body. Cream with streaks of light brown over inlay. Clear. Good contrast
Keying	Deep scoops, made with sharp pointed knife. 6 on fragment, probably 10 on complete version
Bevel	
Dimensions	172+ (estimated 265) x 135 x 28 mm
Comments	Example on display appears to have break in stamp but circular effect is probably an extra pellet of clay
Provenance	
Catalogue nos: SC	119
GL	39
Parallels	
Quantity	53
Location	T39, T43, T56, T85, T531



73

Glastonbury Abbey Medieval Floor Tile Design Catalogue

Design Number	73
Group	5
Description	Rectangular tile. No rebate or bevel and not particularly thick so presumably not intended as riser. Framed top and bottom. Dragons with crossing necks, tails continue as circular loops with trifoliate stems. Little animal heads off spiral next to dragons' faces, little dragon breathing fire to left and snake to right. Trefoils to each corner from dragons' tails.
Inlay / Slip	Creamy – white thin inlay, 1 mm deep
Fabric	Fine, sparse inclusions. Some lamination but large tile. Lightly reduced surface
Glaze	Olive over body, light brown over inlay. Clear glaze
Keying	Deep scoops, burnished. Possibly 6 on complete tile
Bevel	None
Dimensions	x 25 mm
Comments	Intricate. Well executed stamp and well cleaned as detail is quite sharp
Provenance	Refectory, dormitory, Bond's heap
Catalogue nos: SC	69
GL	170, 174 and 135
Parallels	
Quantity	32
Location	T54, T71, T85



74

Glastonbury Abbey Medieval Floor Tile Design Catalogue

Design Number	74
Group	5
Description	Rectangular tile. Foliate design within vesica within parallel lines. Lobed foliage.
Inlay / Slip	White inlay up to 2 mm deep
Fabric	Fine hard with few inclusions. Well prepared to quite liquid consistency
Glaze	Brown – light ochre over body clay, light brown over inlay. Good contrast
Keying	Wide deep scoops made with sharp pointed knife, burnished
Bevel	
Dimensions	
Comments	Fragmentary, composite drawing
Provenance	South transept, dormitory and refectory
Catalogue nos: SC	115, 116, 117, 118
GL	40, 136, 168
Parallels	
Quantity	32
Location	T15, T41, T43, T71, T84, T85



75

Glastonbury Abbey Medieval Floor Tile Design Catalogue

Design Number	75
Group	5
Description	Small fragment of possible large rectangular tile, fabric and glaze very similar to 72 and also 33 mm thick which suggests riser. Bird with double pronged foot, rectangular piercings to denote feathers. Sharp tipped fleur de lys between converging lines. Beginning of broad stripe.
Inlay / Slip	Fine white inlay up to 1 mm deep
Fabric	Very well prepared to liquid consistency, particularly notable considering thickness of tile. Sparse small inclusions, holes suggest some larger ones.
Glaze	Olive with blotches of ochre over body, cream with faint light brown streaks over inlay. Clear and glossy, so good contrast
Keying	On one fragment, 3 scoops, burnished
Bevel	Unknown
Dimensions	Unknown x 33 mm
Comments	
Provenance	
Catalogue nos: SC	
GL	
Parallels	
Quantity	2
Location	T90 : 875.24 and possibly T218 : 1991/89/5


Group 6

Group 6

There are very few fragments in this group on which to base comments but some tentative conclusions can be drawn. The fabric is reasonably well prepared but the actual production process has not been as careful. The stamped impression is not cleanly defined as if paring back has slightly dragged the fabric. There is also a little shrinkage between the body and inlay clays; as it is quite a thin inlay this may perhaps indicate that it was too dry. The thinness of the tiles is the main characteristic of this group. Could this suggest a shortage of prepared clay? Design 76 has variations on the usual type of circular design, a spade shaped corner motif and a curl on the circle.

The only known similarities are to tiles from Witham Friary, so perhaps only a limited number were produced?

766.25 – there is glaze deposit on the bottom left hand corner but there is mortar on the edge so the tile has been laid, not discarded.



76

Glastonbury Abbey Medieval Floor Tile Design Catalogue

Design Number	76
Group	6
Description	Lion facing right within circle. Stretched back right leg, back left detached. 3 toed paws. Pronounced waist, tail curls back over body towards head. Circle has curl underneath left rear leg. Club shaped corner trefoils off circle
Inlay / Slip	Dirty creamy-white inlay up to 2 mm. Some shrinkage, and pared back excessively over beast
Fabric	Fine, well prepared, some small fissures and some inclusions
Glaze	Olive over body, light brown – light olive over inlay
Keying	5 scoops made with wet sharp pointed knife. 35 – 40 mm in diameter, 9-10 mm deep
Bevel	None to slight
Dimensions	90+ x 74+ x 16 mm
Comments	Both fragments, from different tiles, have surface debris, either kiln accident or not so carefully produced? Sides are not cleanly shaped, inlay pared back too enthusiastically, but keying and fabric point to same as group 5. Much thinner, 15 – 17 mm Trickle of extra glaze in corner probably from stacking in kiln.
Provenance	Reredorter. South end of dormitory 1934
Catalogue nos: SC	
GL	126
Parallels	Similar to Witham Friary fig.15.4 in corner motif and curl, but animal at Witham does not have distinct toes and leg is not detached
Quantity	3
Location	T53 : 766.22 and 766.25; T126



77

Glastonbury Abbey Medieval Floor Tile Design Catalogue

Design Number	77
Group	6
Description	Beast in circle facing left. Wyvern or griffin? Winged creature with tail curling back. Spade shaped corner motif on short stalk
Inlay / Slip	Thin inlay
Fabric	Fine, well prepared. Few small dark inclusions. Pale reduced surface, oxidised base and sides
Glaze	Olive over body, pale olive – creamy yellow over inlay
Keying	Wide deep scoop, probably 4 on complete tile, 33 x 40 mm
Bevel	Steep
Dimensions	X 17 mm
Comments	
Provenance	
Catalogue nos: SC	80
GL	77
Parallels	Witham 6
Quantity	1
Location	T71 : 784.41

Group 7

Group 7

The largest group which possibly could have had further subdivisions but is not clearly defined by the surviving tiles.

Group 7a

The heraldic designs are very mixed. There are some repeats of royal arms/ Clare/ Cornwall which are relevant until 1300, some perhaps more decorative than significant overall? They imply a time span until the mid fourteenth century. Many designs are set square rather than on a diagonal. Diagonal designs draw the eyes ahead and to the sides so the use of these suggest larger expanses; square set suggests bands of designs so these are more likely around tombs or in limited areas. Designs D78-D92 are straightforward heraldic tiles. The provenance noted by Wedlake does not imply a widespread scatter, so this probably implies a fairly limited number of each, perhaps specific to a grave or donation? Designs D93-D95 are not heraldic as such but have the aspect of a badge or emblem.


The non heraldic designs are geometric, including roundel sets, and indicate that large areas needed to be covered, perhaps the body of the nave?

Group 7b features naturalistic designs. Similar designs are only found at Muchelney Abbey which suggests a contraction of the industry.

Continuation and variation both seem to be characteristics of this group. The impression is that many of the designs were fairly limited in numbers as few examples survive and according to Wedlake's notes find spots were few and far between. [There is always the caveat that these might have been attractive to souvenir hunters in the past.] Other designs seem to have had quite a big production run with variations in preparation and keying.

While ICPS analysis indicates that the clay came from the Glastonbury area these points, together with the time scale and diversity of this group, probably indicate several kiln sites not necessarily in close proximity but still within the general area. David Dawson (pers. comm.) confirms widespread and numerous pottery sites of all periods in the Glastonbury area and it is likely that tile production was little different. Until sites are found, which is difficult without excavation even if they have not been destroyed or built over, everything has to be speculation.

Group 7a



78

Glastonbury Abbey Medieval Floor Tile Design Catalogue

Design Number	78
Group	7a
Description	Heraldic, set square Design not clear but quartered arms of England and France, poor quality stamp and quite indistinct. Probably for Edward III (1340-1407), but could be intended for Black Prince (1343-1376) who had a label of 3 points over quartered arms of England and France
Inlay / Slip	Slip
Fabric	Well prepared, fine. Faint surface reduction. Some clay inclusions
Glaze	Olive over body, light olive over slip. Opaque, some fine debris
Keying	5 small shell shaped scoops, smooth
Bevel	Steep
Dimensions	x 132 x 25 mm
Comments	Poor quality stamp. Not set square. If there is a label the points are elongated
Provenance	Nave, from grave on south side of nave centre aisle with tile of 87
Catalogue nos: SC	Similar to 412
GL	Similar to 44
Parallels	
Quantity	7
Location	T15, T27, T42, T102



79

Glastonbury Abbey Medieval Floor Tile Design Catalogue


Design Number	79
Group	7a
Description	Heraldic, set diagonally. Arms of Cornwall Facing left Foot of shield flanked with v shaped stems. Footed fleurs de lys above and to sides of shield, similar to Slightly crude creature, thin waisted, detail to tail and legs but head flat wedge shape on thick neck
Inlay / Slip	Shallow inlay or slip
Fabric	Fine, few inclusions
Glaze	Dark brown – olive over body, dull streaky brown or yellow with streaks over slip
Keying	Variable, 4 broad shallow scoop 35 – 40 mm in diameter, or spatulate 35 x 50 mm, 743.77
Bevel	Slight
Dimensions	143 x 143 x
Comments	Triangular examples
Provenance	Nave, St Thomas' chapel, south transept, refectory, dormitory, cloister, abbot's hall, garden area
Catalogue nos: SC	420
GL	14
Parallels	Exeter 6
Quantity	109
Location	T15, T23, T30, T54, T73, T86, T529



80


Glastonbury Abbey Medieval Floor Tile Design Catalogue

Design Number	80
Group	7a
Description	Heraldic, set diagonally. Arms of de Clare with simple leaf side and top motif within frame, so presumably for smaller quarry.
Inlay / Slip	Inlay up to 1 mm
Fabric	
Glaze	Dark brown over body, dull yellow over inlay
Keying	
Bevel	
Dimensions	136 x 136 x 23 mm
Comments	There is another version which is probably a copy of this (D149).
Provenance	Nave west end
Catalogue nos: SC	431
GL	99
Parallels	
Quantity	91
Location	T10, T30, T31, T42, T45, T52, T57, T72, T90, T520



81


Glastonbury Abbey Medieval Floor Tile Design Catalogue	
Design Number	81
Group	7a
Description	Heraldic, set square. Presumably intended for de Clare but colours reversed
Inlay / Slip	Slip or thin inlay
Fabric	Variable. Possibly two fabrics or competence of manufacture. Some well prepared, small inclusions, examples : 724.10, 724.11, 724.14. Lesser quality, more inclusions some white, gnarled appearance, examples 724.4, 724.6, 724.9. More reduction on poorer quality tiles
. Glaze	Brown-ochre on body fabric, dull yellow- light olive over slip.
Keying	5 shallow scoop keys, on some of the lesser quality unknown number of thumb sized kidney shaped keys
Bevel	Slight, more pronounced on lesser quality
Dimensions	133 x 133 x 28 mm
Comments	Chevrons not symmetrical or particularly straight cut. Indistinct foliage and stem to lower corners.
Provenance	Nave, cloisters, abbot's garden
Catalogue nos: SC	As 435 but without foliate corner motifs at lower edge
GL	58
Parallels	
Quantity	16
Location	T11, T89, T520



82


Glastonbury Abbey Medieval Floor Tile Design Catalogue

Design Number	82
Group	7a
Description	Heraldic, set square Arms of Despencer, but reversed colours. Padlock or buckle corner motif either side base of shield.
Inlay / Slip	
Fabric	
Glaze	
Keying	
Bevel	
Dimensions	140 x 140
Comments	Three generations of the Despenchers, all called Hugh, were important men. Hugh, Justiciar of England, was killed at the battle of Evesham in 1265 supporting Simon de Montfort so is unlikely to be commemorated at Glastonbury but his wife was Alina, daughter of Philip Bassett (D86). Their son (Hugh the elder) was a strong supporter of Edward I and his son (Hugh the younger) married Eleanor, one of the de Clare (D80) heiresses.
Provenance	Bond's heap
Catalogue nos: SC	441
GL	13
Parallels	
Quantity	3
Location	T70 : 783.83 and 783.93, T525



83


Glastonbury Abbey Medieval Floor Tile Design Catalogue	
Design Number	83
Group	7a
Description	Heraldic, set square. Plain shield centre with block border, possibly intended as bars and so for Mortimer. Blobby foliage in lower corners Gyronny, over all an escutcheon
Inlay / Slip	Creamy-white slip
Fabric	Poorly prepared with some lamination. Dark red and black inclusions. Most with surface reduction
Glaze	Dark brown-olive over body, dirty yellow-olive over slip
Keying	5 shell shaped, 27 x 37 mm
Bevel	Steep
Dimensions	Estimated 140 mm square x 24 mm
Comments	
Provenance	Pieces found centre nave 1928 Nave, choir, south transept
Catalogue nos: SC	
GL	74
Parallels	Nearest parallels SC 589 and 455 although not true bars on Glastonbury tile
Quantity	19
Location	T36 : 749. 49



84

Glastonbury Abbey Medieval Floor Tile Design Catalogue


Design Number	84
Group	7a
Description	Heraldic, set diagonally. Possibly for Grey. Gules, 3 lions passant argent, a bed azure. More hound like than lion. Left foreleg detached, squarish paw, 3 toes to right paw. Shield has bevelled top corners. Above shield 3 distinct leaves, central one upright rather like a pressed leaf. Right and left are trilobed
Inlay / Slip	Inlay, white less than 1 mm
Fabric	Small black inclusions. Oxidised surfaces, reduced core
Glaze	Rich olive over body, yellow over inlay
Keying	4 small scoop keys, 25 mm diameter. Close together in centre
Bevel	Slight
Dimensions	105+ x 88+ x 16-19 mm
Comments	For younger son of Richard Lord Grey when he succeeded to manor of Charleton Grey. Also could be for Fitzpaine, constable of Corfe 1304-5, Winchester 1306 and governor of Arundel.
Provenance	Nave, dormitory
Catalogue nos: SC	411
GL	119
Parallels	Dorset 146
Quantity	11
Location	T30, T53, T54, T61, T87



85

Glastonbury Abbey Medieval Floor Tile Design Catalogue

Design Number	85
Group	7a
Description	Heraldic, set diagonally. Fleur de lys, 3, 2 and 1 Arms of Mortimer as Earls of March. More random fleurs de lys would suggest France
Inlay / Slip	Slip, less than 1 mm. 717.9 has concave effect
Fabric	Hard, fine few inclusions. Mostly reduced firing, possibly deliberate to get stronger contrast? Well prepared.
Glaze	Dark brown or olive over body, dull yellow over slip
Keying	4 scoops, quite shallow, shell shaped 35-37 mm
Bevel	Negligible except 1 edge of 717.66
Dimensions	144 x 144 x 23 mm
Comments	Appears to be break in stamp on left hand side, lower part. Diagonal slash through foliage, shield and left of paired fleurs de lys, and continuing through top right fleur de lys on some fragments. However not visible on some fragments 717.66 and 717.55. So this may be a harder ridge of wood grain on the stamp which is exposed with paring back giving impression of break, T557 shows this clearly. Stamp not particularly well executed.
Provenance	Nave, crossing, choir, refectory, dormitory, cloister, chapter house
Catalogue nos: SC	417
GL	5 and 132
Parallels	Glastonbury Tribunal (so from abbey)
Quantity	91
Location	T4, T34, T49, T52, T54, T61, T557, T558, T559, T560




86

Glastonbury Abbey Medieval Floor Tile Design Catalogue	
Design Number	86
Group	7a
Description	Heraldic, set square. Probably azur, 3 fleurs de lys or, 2 and 1, for Philip Bassett, bishop of London, sheriff of four counties including Somerset, died 1271. Rather crudely executed stamp, bar across lowest fleur de lys is straight so trident like appearance, upper ones are oval. Blobby foliage to either side of shield, bottom leaf extends along lower edge sometimes as a straight line 723.82, sometimes not present 723.83
Inlay / Slip	Slip
Fabric	Variable preparation. Some well prepared 723.52, 739. 41, few inclusions. Some with large white inclusions 723.62. Some poor quality, 723.61, 723.78, 723.83 and 723.20 laminating, lots of inclusions, gnarled
Glaze	Variable. Many blurred, gritty texture with visible additions, see 723.20. Brown to dark brown over body, dull over slip.
Keying	Variable, most have 5 keys, spoon scoops 723.31, or spatulate 723.53 (739.41 with wet knife), or conical 739.49. 723.78 has small shallow scallops, possibly up to 13 keys
Bevel	Slight to steep
Dimensions	144 x 138 x
Comments	Very variable treatment but probably just competence of tilers from good to not very good. Similar variations with design 37. His daughter and heir was Alina who married Hugh Despencer (D82).
Provenance	Nave, crossing, choir, St Thomas' chapel, refectory, dormitory, cloister, chapter house, abbot's hall, garden area, Bond's heap
Catalogue nos:	415
SC	46
GL	
Parallels	Glastonbury Tribunal (so from abbey)
Quantity	139
Location	T10, T15, T20, T26, T27, T33, T36, T46, T54, T61, T77



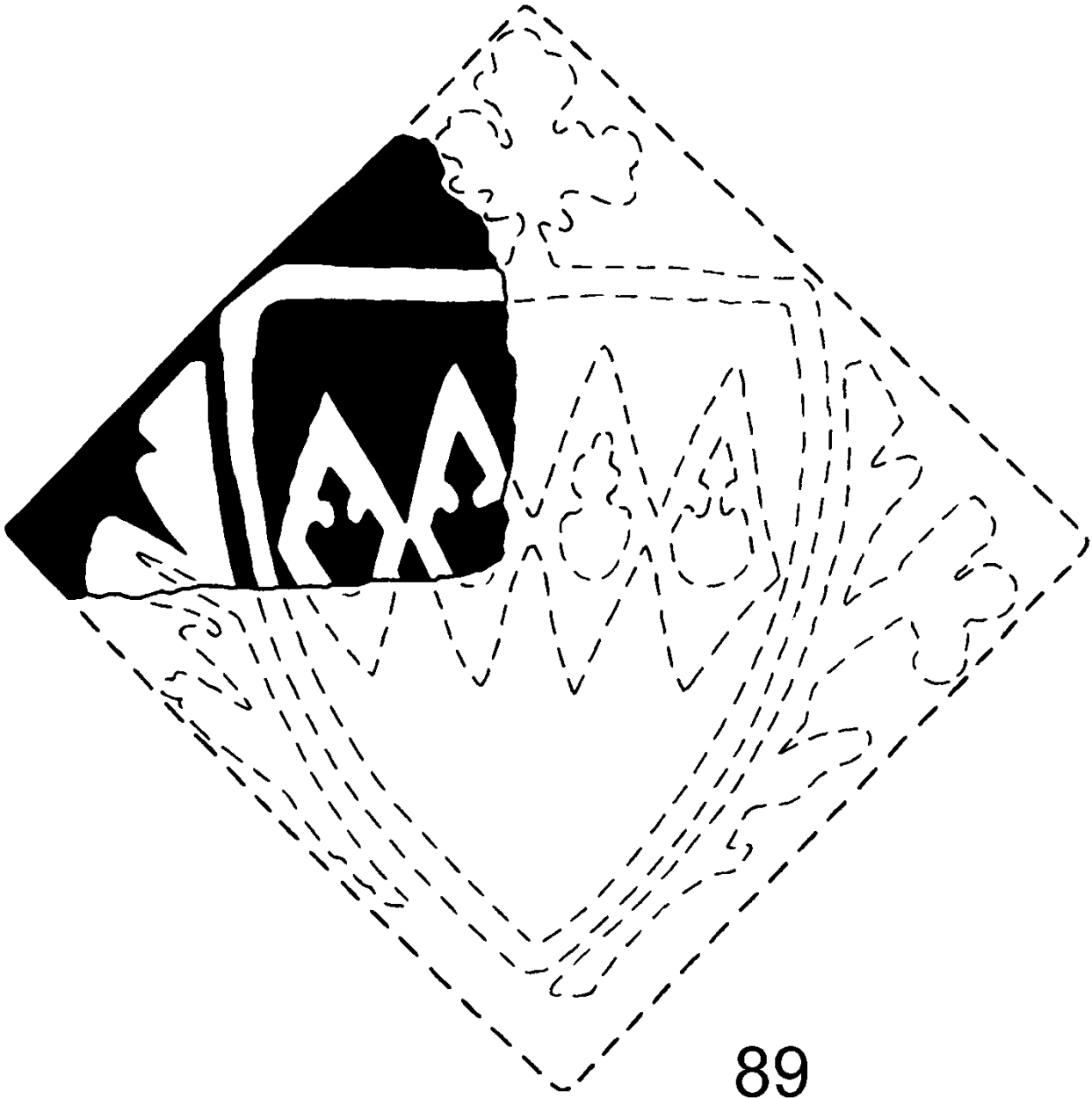
87

Glastonbury Abbey Medieval Floor Tile Design Catalogue	
Design Number	87
Group	7a
Description	Heraldic, set square. A chevron between 3 boars heads
Inlay / Slip	Slip
Fabric	Fine, hard with few inclusions. White speckled base. Reduced throughout
Glaze	As overfired metallic appearance, olive to purple over body, dull streaky grey-olive over slip
Keying	5 spoon keys
Bevel	Slight
Dimensions	127 x 128 x
Comments	All fragments overfired, suggests deliberate to achieve particular colour or single firing or both Stone carving has same details according to B. Lowe but not seen. Possibly for John Langton, Treasurer of Wells & Chancellor of England, died 1337.
Provenance	According to Wedlake associated with grave in centre aisle south of nave, 1935 (ref A736 no.189)
Catalogue nos: SC	392
GL	189
Parallels	See also Great Bedwyn 1017.
Quantity	39
Location	T53, T54, T82 and display T582



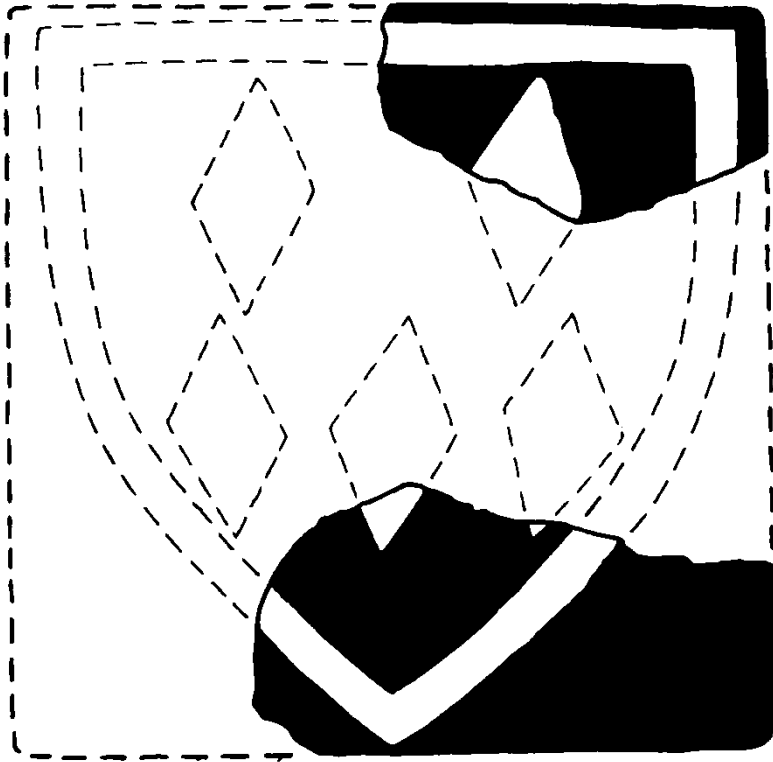
88

Glastonbury Abbey Medieval Floor Tile Design Catalogue	
Design Number	88
Group	7a
Description	Heraldic, set square Heraldry uncertain, possibly sable 2 bendlets dancetty or Seaweed like foliage in lower corners
Inlay / Slip	Slip
Fabric	Poorly prepared, gnarled appearance, several inclusions, some large. Base rough with may white inclusions. Mostly reduced
Glaze	Olive – brown over body, dirty olive over slip. Swirly appearance because of fabric
Keying	Probably 5 on complete tile. Scoop, quite deep. 767.96 appears to have double scoop to edge of tile
Bevel	Slight
Dimensions	x 24
Comments	
Provenance	St. Thomas chapel
Catalogue nos: SC	476
GL	107
Parallels	
Quantity	8
Location	T18, T53, T54, T87




Glastonbury Abbey Medieval Floor Tile Design Catalogue

Design Number	89
Group	7a
Description	Heraldic, set diagonally Fusils not same size; scallops rather angular. Arms of Ralph or John Cheney Side triangular foliage follows shape of shield
Inlay / Slip	Slip
Fabric	Reduced core with oxidised surfaces
Glaze	
Keying	5 small keys in centre, on 798.52 twisted so kidney shaped
Bevel	
Dimensions	X 21 mm
Comments	Corner of shield is angled but does not follow quarry size, so presumably the stamp was cut with this
Provenance	Dormitory
Catalogue nos: SC	496
GL	186
Parallels	Shaftesbury Abbey Poyntington Church
Quantity	6
Location	T85 : 798.11 and 798.52



90


Glastonbury Abbey Medieval Floor Tile Design Catalogue	
Design Number	90
Group	7a
Description	Heraldic, probably set square, 2 & 3 fusils. No corner motif.
Inlay / Slip	Slip
Fabric	Some inclusions but reasonably well prepared. Base sanded, much pitted. Upper half reduced
Glaze	Dark brown over body, light brown over inlay
Keying	1 scoop key, spoon shaped, on fragment made with wet knife near to corner. As so close to corner probably 5 on complete tile
Bevel	Slight
Dimensions	93+ x 60+ x 24-27 mm
Comments	
Provenance	Nave west end 1930
Catalogue nos: SC	
GL	131
Parallels	
Quantity	2
Location	T10, T54



91

Glastonbury Abbey Medieval Floor Tile Design Catalogue

Design Number	91
Group	7a
Description	Heraldic. Shield set square. For Fitzwarren of Somerset. Similar to 92.
Inlay / Slip	Slip
Fabric	Base and sides oxidised, core and most of surface reduced. Few inclusions
Glaze	Clear over slip
Keying	Shell shaped, probably 4
Bevel	None
Dimensions	106+ x 90+ x 24 mm
Comments	<p>Possible break in left hand side of shield. Shield is not parallel to top edge of tile</p> <p>A number of fragments could be either design. Keying is variable 740.50 has 5 spoon shaped scoops, 740.54 fragment has tight kidney shaped keying</p>
Provenance	
Catalogue nos: SC	511
GL	125
Parallels	
Quantity	1
Location	T15



92

Glastonbury Abbey Medieval Floor Tile Design Catalogue

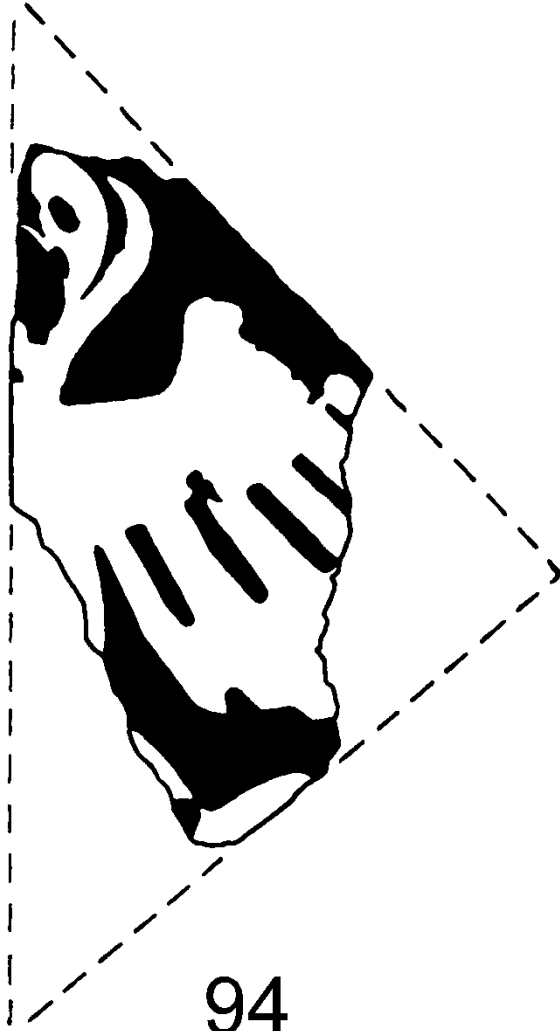
Design Number	92
Group	7a
Description	Heraldic, set square. Blobby foliage to lower corners. Possibly for Fitzwarren of Somerset, see also 91.
Inlay / Slip	Slip
Fabric	Overfired.
Glaze	
Keying	Shallow scoop, spatulate, 4 on complete tile
Bevel	Steep
Dimensions	137 x 137 x 24 mm
Comments	
Provenance	Complete tile north of north porch 1932
Catalogue nos: SC	510
GL	125
Parallels	Glastonbury Tribunal, presumably from abbey
Quantity	14
Location	T23, T27, T85, T86, T90



93

Glastonbury Abbey Medieval Floor Tile Design Catalogue


Design Number	93
Group	7a
Description	Presumably a spread eagle within double cusped band with circular loops at cardinal points. Eagle facing left with ruff, deeply cut wing feathers, spread out tail with pedestal base. Crown set diagonally to each corner. Possibly emblem, should be for Richard of Cornwall, king of the Romans, but he died in 1272 so would be retrospective
Inlay / Slip	Thin inlay less than 1 mm or more probably slip
Fabric	Fine, hard, some small inclusions, some lamination. Most oxidised, some with reduced core
Glaze	Often opaque but 2 fragments with clear definition, brown to dark brown over body, yellow with streaks of light brown and pale cream over slip
Keying	4 scoops, irregular shaped, shallow
Bevel	Variable, slight to distinct
Dimensions	143 x 139 x 23 mm
Comments	
Provenance	Nave, crossing, choir, refectory, dormitory, cloister, abbot's hall, abbot's garden
Catalogue nos: SC	172
GL	20
Parallels	BM 1543 Exeter
Quantity	138
Location	T2, T10, T12, T62, T86, T581



94

Glastonbury Abbey Medieval Floor Tile Design Catalogue


Design Number	94
Group	7a
Description	Bird with outspread wing. Ruff around neck. Possibly two headed bird. Possibly intended as emblem for Richard of Cornwall or Ralph Monthermer who married Joan, widow of Gilbert de Clare in 1297 (this would imply a period 1297-1307).
Inlay / Slip	Slip
Fabric	Oxidised. Small whit inclusions
Glaze	Dark brown over body, dull greenish over slip
Keying	1 shallow scoop, slightly spatulate
Bevel	Very slight
Dimensions	x 26 mm
Comments	Triangular tile
Provenance	
Catalogue nos: SC	168
GL	62
Parallels	
Quantity	1
Location	T43 : 756.11



95

Glastonbury Abbey Medieval Floor Tile Design Catalogue

Design Number	95
Group	7a
Description	Heraldic, but emblem rather than in shield. Circular trivet with small circular piercings. Inside 3 v shaped extensions alternate with three trefoils. Central petal is angular sides are rounded. Corner foliage has an angled central piece and rather cramped side leaves.
Inlay / Slip	Slip
Fabric	Fine, small inclusions. Some lamination. Mostly reduced
Glaze	Dark brown over body, light olive over slip
Keying	4 wide shallow scoops, but 5 on 731.18
Bevel	Negligible
Dimensions	145 x 145 x 26 mm
Comments	Triangular examples including quarter size 731.4. Appears to be intended for smaller quarry approximately 125 x 130, as does BM 2512. For Trevet family, possibly Sir Thomas. Once steward to the abbot, he was a justice itinerant within the liberty of Glastonbury. He continued as a justice for Somerset, Dorset and Devon until his death.
Provenance	
Catalogue nos: SC	471
GL	18
Parallels	BM 2512 : Evesham Abbey (Trevet had supported Simon de Montfort and after Evesham his lands were seized by the king and not restored until the following year)
Quantity	72
Location	T18, T53, T65, T70, T87, T90



96

Glastonbury Abbey Medieval Floor Tile Design Catalogue	
Design Number	96
Group	7a
Description	7 armed star fish, pierced. Simple but effective design
Inlay / Slip	Slip or thin inlay
Fabric	Not well prepared, some lamination and pitting, similar to D94
Glaze	Dark olive-brown over body, dull dark yellow over slip
Keying	5 dished scoops, 30 mm diameter
Bevel	Steep
Dimensions	135 x 135 x 25 mm
Comments	Slightly smaller than usual quarry.
Provenance	1 found complete in nave 1928
Catalogue nos: SC	278
GL	73
Parallels	
Quantity	1
Location	T91 : 876.25 2 pieces in plaster, not same tile



97

Glastonbury Abbey Medieval Floor Tile Design Catalogue


Design Number	97
Group	7a
Description	Part of 4 tile set with repeat of same design. Dotted band enclosing cusped half bands with pierced pendant between. 4 petalled rosette, disarticulated, in central cusp. Corner motif of 2 pierced tear drop shapes within arc
Inlay / Slip	Shallow inlay or more likely slip. Less than 1 mm
Fabric	Fine, hard, compacted.
Glaze	Brown to dark brown over body, creamy yellow to dull light brown over slip
Keying	4 shallow fan shaped or spatulate. 40 mm in diameter
Bevel	Slight
Dimensions	125+ x 95+ x 22-25 mm
Comments	Stamp intended for smaller quarry, usually edge clear by 10-11 mm. 788.40 distorted appearance, convex surface but mortar on edges so evidently used and not judged as waster. 788.40 glaze missing in stripe along edge, evidence of stacking in kiln
Provenance	Nave, crossing, choir, south transept, dormitory, cloisters, abbot's garden, south orchard
Catalogue nos: SC	319
GL	22
Parallels	Chaplains house Donyatt
Quantity	116
Location	T15, T73, T75, T79, T84, T87, T90, T102



98

Glastonbury Abbey Medieval Floor Tile Design Catalogue


Design Number	98
Group	7a
Description	4 tile set of same design. Crown like ring beneath double band which is dotted between. Large trefoil in corner above. Crown ring is pierced and cusped between upstanding trefoils. 2 hook like elements at lower corner which form quatrefoil when 4 tiles laid together
Inlay / Slip	Shallow inlay or slip, up to 1 mm deep
Fabric	Fine, small white inclusions. All examples overfired, either single firing and so limited quantity, or deliberate effect required?
Glaze	Dark brown over body, dirty light olive over slip
Keying	4 shallow scoops, 30 mm diameter
Bevel	Slight
Dimensions	136 x 136 x 25 mm
Comments	Stamp is not particularly well made, pierced band unequal spacing. 3 fragments of same tile overfired, accidental or greater contrast?
Provenance	West end nave 1928. Crossing
Catalogue nos: SC	331
GL	65
Parallels	
Quantity	93
Location	T10, T15, T24, T30, T53, T54, T73, T94, T520



99

Glastonbury Abbey Medieval Floor Tile Design Catalogue


Design Number	99
Group	7a
Description	Pierced quatrefoil within square which is set diamond fashion. Square is notched between petals in line with stems of fleurs de lys. Side petals are tightly reflexed Similar design to 61 which is group 4, so this could be a copy.
Inlay / Slip	Shallow less than 1 mm, so possibly slip
Fabric	Well prepared. Some inclusions usually large. Some lamination, mostly reduced. Some poorer quality, usually smaller size
Glaze	Olive over body, pale yellow – olive over slip. Some opaque
Keying	Variable. 727.21 and 767.75 4 keys spatulate. Most 5, some deep scoop, some spatulate and some dish scoops
Bevel	Variable. Negligible to steep. Steep feature with dish scoops
Dimensions	143 x 132 x 25 mm. Smaller version 128 mm
Comments	Either generous trimming or stamp intended for larger quarry as top and right hand petal of fleur de lys is often cut away
Provenance	Nave, crossing, choir, St Thomas' chapel, refectory, dormitory, cloister, abbot's hall, garden area
Catalogue nos: SC	205
GL	19
Parallels	
Quantity	77
Location	T10, T12, T14, T16, T54, T65, T102, T520



100


Glastonbury Abbey Medieval Floor Tile Design Catalogue

Design Number	100
Group	7a
Description	Central quatrefoil within arched frame with rather stumpy trefoils at corners. These head into semi circles which form quatrefoil with knobs at corners, inturned trefoils at meeting of cusps
Inlay / Slip	Slip
Fabric	Mostly well prepared but some e.g. 749.77 laminated with many inclusions 767.95 marled appearance and many inclusions
Glaze	Dark brown over body clay dull yellow-streaky light brown over slip
Keying	5 scoops on 767.61 made with wet knife, on 767.95 spoon shaped so variable
Bevel	Variable, slight to steep
Dimensions	137 x 132 x 27 mm
Comments	Vary variable production but appears to be same stamp, so inference is that expertise is variable rather than change in production Stamp is rather crude, oval bar and angled head for trefoils. 749.47 has some visible wood grain
Provenance	
Catalogue nos: SC	214
GL	53
Parallels	
Quantity	45
Location	T27, T36, T54




101

Glastonbury Abbey Medieval Floor Tile Design Catalogue	
Design Number	101
Group	7a
Description	Diagonal curving bars with stubby flared ends enclosing pierced quatrefoil within circle. Candelabra forms within arched area. Side arms angular, not symmetrical or all the same
Inlay / Slip	Creamy white thin inlay or slip. Less than 1mm deep
Fabric	Generally well prepared, small white and dark inclusions. Mainly lightly reduced with oxidised base and sometimes edges
Glaze	Olive over body, cream – light brown over slip. Clear
Keying	4 broad scallop shell shaped scoops 35 x 40 mm
Bevel	Slight to steep
Dimensions	145 x 145 x 23-25 mm
Comments	
Provenance	Nave, crossing, refectory, dormitory, cloisters, abbot's hall, abbot's garden
Catalogue nos: SC	244
GL	36
Parallels	
Quantity	116
Location	T19, T29, T43, T52, T58, T86, T89, T94, T586



102


Glastonbury Abbey Medieval Floor Tile Design Catalogue	
Design Number	102
Group	7a
Description	Geometric. Grid of 3 lines from both diagonal directions. Four outlined squares in centre. 2 circles at each corner in irregular spaces.
Inlay / Slip	Slip, shallow so design blurred.
Fabric	Variable preparation, some poor 729.49 and 729.53 but similar keys to good prepared ones as 729.9. Fine, hard with few inclusions. Bright orange where oxidised, mid grey when reduced
Glaze	When oxidised, brown – olive over body, acid yellow – pale green over slip. Where reduced dark olive to purple over body, dull dirty cream over slip
Keying	5 scoops. Mostly spoon shaped but also spatulate 729.26
Bevel	Variable, negligible to steep, see 729.6
Dimensions	134 x 134 x 24 mm
Comments	729.26 has a break across the grid frame. This could show that the quarry was stamped twice or the stamp was damaged and a fresh piece of wood added? Probably latter as appears wider than rest of frame and position is more diagonal
Provenance	
Catalogue nos: SC	246
GL	4
Parallels	
Quantity	76
Location	T5, T16, T17, T26, T87, T90



103

Glastonbury Abbey Medieval Floor Tile Design Catalogue


Design Number	103
Group	7a
Description	Intersecting arcs enclosing inward facing fleur de lys in each quadrant. Central motif not clear but attached to angles created by arcs so probably straight diagonal cross. Very similar to D152 from this group but fleurs de lys are larger and central motif different
Inlay / Slip	Slip
Fabric	Quite well prepared, dark grey and white small inclusions. Some lamination
Glaze	Brown – olive over body, yellow – light olive over slip
Keying	Probably 4 in total. On 730.19 small shell shaped, on 730.3 wider and deeper, clay pulled at, more than one movement with knife
Bevel	Slight
Dimensions	90+ x 90+ x 25 mm
Comments	730.3 lots of debris in glaze and bits of body clay attached so kiln accident? Gl. 105 drawing has small cross with bevelled arms, but this would not fit
Provenance	Nave 1928
Catalogue nos: SC	
GL	105
Parallels	
Quantity	5
Location	T17, T54



104

Glastonbury Abbey Medieval Floor Tile Design Catalogue

Design Number	104
Group	7a
Description	Part of 4 tile set with same design repeated. 4 bands in arching shape which on 4 tiles would form large quatrefoil with each cusp ending in trefoil. Probably as Lewis 83 (p.117) so within spotted band and with cinquefoils in spaces
Inlay / Slip	Slip
Fabric	Hard, sandy with small inclusions. Laminating. Pale reduced surface
Glaze	Pitted appearance, olive over body, light olive over slip
Keying	Base not visible because of hard cement
Bevel	Slight
Dimensions	72+ x 81+ x 21 mm
Comments	
Provenance	Dormitory, south end of east wall 1932
Catalogue nos: SC	
GL	181
Parallels	Lewis 83 (unprovenanced)
Quantity	1
Location	T90 : 875.2



105

Glastonbury Abbey Medieval Floor Tile Design Catalogue	
Design Number	105
Group	7a
Description	Large fleur de lys set diagonally with pierced quatrefoil either side. Fleur de lys of three distinct parts joined by thick oval bar
Inlay / Slip	Slip
Fabric	Fine, hard. Small white inclusions
Glaze	Dark brown over body, dull cream – light brown over slip
Keying	5 shell shaped scoops
Bevel	Steep
Dimensions	X 27 mm
Comments	On 2011.29 slip has formed ridge round stamped area so tile has not been pared back
Provenance	Nave, dormitory
Catalogue nos: SC	323
GL	96
Parallels	Glastonbury Tor 9
Quantity	3
Location	T42, T520



106

Glastonbury Abbey Medieval Floor Tile Design Catalogue

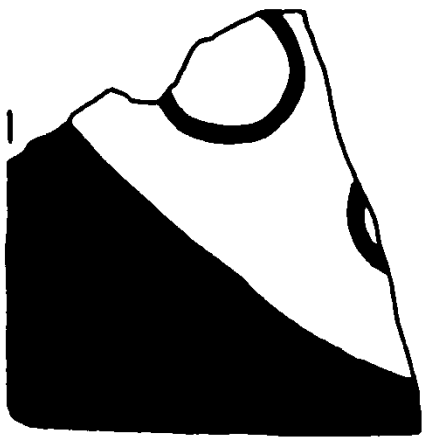
Design Number	106
Group	7a
Description	Part of 4 tile set, repeat of same design. Band which breaks into cusps forming lancet shapes. Cusps with dots of trefoils at centre. Corner motif of long stem with trefoil terminal. Possibly crude imitation of 58.
Inlay / Slip	Slip
Fabric	Not well prepared, fissures and lamination. White and large clay inclusions
Glaze	Olive over body, yellow over slip
Keying	5 shell shaped scoops
Bevel	Slight to steep
Dimensions	92+ x 80+ x 25 mm
Comments	
Provenance	Nave
Catalogue nos: SC	
GL	108
Parallels	
Quantity	1
Location	T70 : 783.30



107

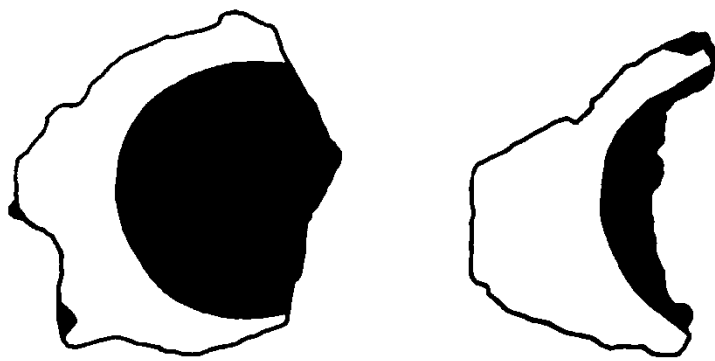
Glastonbury Abbey Medieval Floor Tile Design Catalogue

Design Number	107
Group	7a
Description	Foliate corner motif, not set square which suggests that quarry is larger than stamp. Trefoil above drooping leaves, outstretched spurs with trefoil ends above band (quarter circle on each tile). Within band cusps with dot between? Part of 4 tile set, probably 4 of same design
Inlay / Slip	Inlay, thin, white
Fabric	Not well packed, some lamination. Few dark inclusions
Glaze	Olive on body, light olive on inlay
Keying	5 keys, shallow scoop, close together
Bevel	Steep
Dimensions	x 19 mm
Comments	Gl.128 drawing as a heraldic shield, but would be too narrow a shield
Provenance	Nave, west end south side. July 1929
Catalogue nos: SC	
GL	128
Parallels	
Quantity	1
Location	T54 : 767.66



– 108

Glastonbury Abbey Medieval Floor Tile Design Catalogue	
Design Number	108
Group	7a
Description	4 tile set with repeat of same design. Broad circular band with outlined circles. Central decoration unknown
Inlay / Slip	Slip
Fabric	Fine, small inclusions. Reduced with oxidised edges. Base smooth, sanded
Glaze	Brown over body, dull yellow over slip
Keying	Small scoop at corner of tile so probably 5 in total. Knife has dragged.
Bevel	Steep
Dimensions	76+ x 62+ x 27 mm
Comments	
Provenance	Dormitory under south end 1933 Nave
Catalogue nos: SC	
GL	85
Parallels	
Quantity	1
Location	T15 : 728.29



109


Glastonbury Abbey Medieval Floor Tile Design Catalogue

Design Number	109
Group	7a
Description	Circular motif with slight notch
Inlay / Slip	Slip or thin inlay, less than 1 mm
Fabric	
Glaze	Dark brown over body, pale yellow over slip
Keying	None visible, neither fragment has complete depth
Bevel	None visible
Dimensions	No complete dimensions
Comments	
Provenance	Nave 1929
Catalogue nos: SC	
GL	137
Parallels	
Quantity	2
Location	T54



110


Glastonbury Abbey Medieval Floor Tile Design Catalogue	
Design Number	110
Group	7a
Description	Possibly bird self pecking or preening. Spotted curving shape
Inlay / Slip	White slip, extra splash on edge
Fabric	Dense, little sign of inclusions. All surfaces oxidised, reduced core. Edge smooth.
Glaze	Olive over body, creamy yellow over slip. Clear and glossy
Keying	Probably 4. 1 on fragment obscured by mortar but looks spoon shaped
Bevel	Very slight
Dimensions	Unknown x 22 mm
Comments	Additional slip along edge and at corner, difficult to determine if intentional or accidental. For spotty dragon see SC320 (Muchelney). For spotty bird designs see Salisbury and S Wiltshire Museum Medieval Catalogue Part 1, p.136 design 193. See also Great Bedwyn
Provenance	West end of nave 1928
Catalogue nos: SC	
GL	103
Parallels	
Quantity	1
Location	T52 : 765.27



111


Glastonbury Abbey Medieval Floor Tile Design Catalogue

Design Number	111
Group	7a
Description	Only small fragment so cannot be absolutely certain but looks like alphabet tile, possibly T. No letter tile has been found so if this is one then indicates a large spectrum of designs now missing
Inlay / Slip	Slip
Fabric	Well compacted but small dark and white inclusions
Glaze	Brown over body, yellow over slip, some debris in glaze
Keying	Unknown, no base
Bevel	Slight
Dimensions	No complete dimension
Comments	
Provenance	
Catalogue nos: SC	
GL	
Parallels	
Quantity	1
Location	T15 : 728.54



112

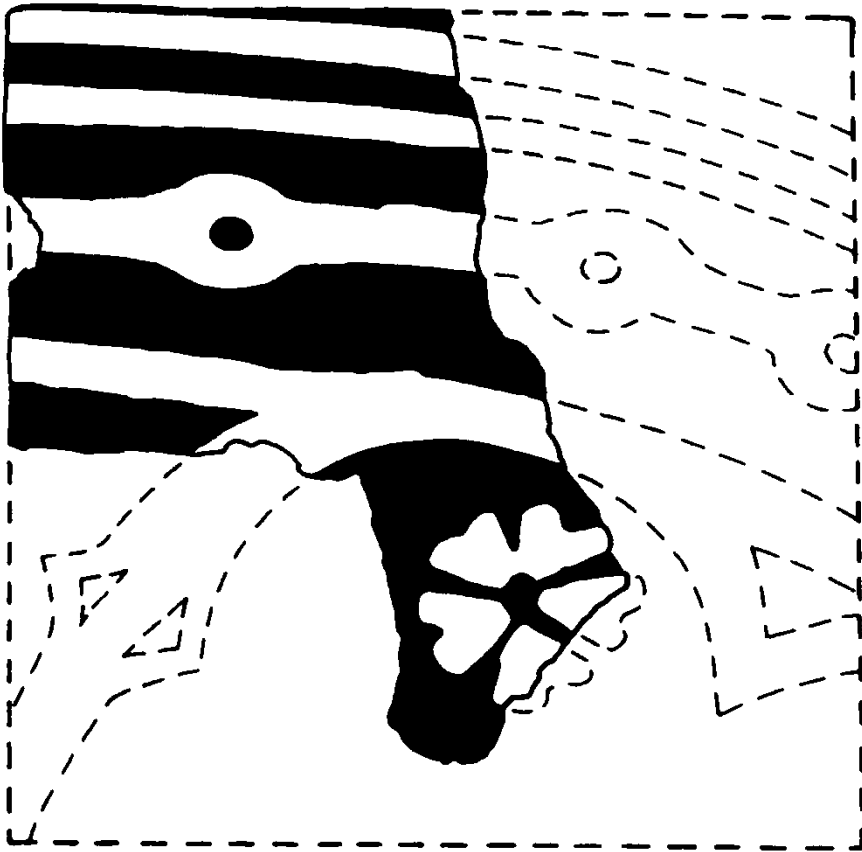
Glastonbury Abbey Tile Catalogue - Tile Designs	
Design Number	112
Group	7a
Description	Diagonal broad band with pierced cusping. Laid as 4 tile set would make octafoil within square although would be continuous in all directions.
Inlay / Slip	Slip.
Fabric	Mostly reduced with oxidised surface. Small inclusions. Probably some lamination.
Glaze	Little remaining. Dark brown over body, dull over slip. Little contrast
Keying	Broad scoop, 35 x 40mm, probably 4 although close to corner so could be 5.
Bevel	Slight
Dimensions	85+ x 70+ x 23 mm
Comments	
Provenance	Nave 1931
Catalogue nos: SC	243
GL	169
Parallels	Cleeve Abbey 98
Quantity	2
Location	T43, T59



113

Glastonbury Abbey Medieval Floor Tile Design Catalogue


Design Number	113
Group	7a
Description	Corner motif of 16 tile set of large fleur de lys set diagonally. Appear to be 2 stamps, but very fragmentary. 767.1 and 767.6 circle at base is to right, whereas on 767.11, 767.74, 767.81 and 767.98 circle is central. Presumably from 2 separate roundels
Inlay / Slip	Slip
Fabric	Laminated, mostly fully reduced
Glaze	Dark brown over body, yellow over slip
Keying	1 spatulate visible 40 mm diameter, probably 4 on complete tile
Bevel	
Dimensions	No complete dimension
Comments	
Provenance	
Catalogue nos: SC	362
GL	
Parallels	
Quantity	6
Location	T54



114

Glastonbury Abbey Medieval Floor Tile Design Catalogue


Design Number	114
Group	7a
Description	Part of 16 tile roundel set. Curving band with pierced circles, 2 parallel bands above, pierced cusped foils below with 5 petalled rosette, fimbriated petals. Associated with D116
Inlay / Slip	Slip
Fabric	Few inclusions but some lamination. Most reduced but some oxidised with reduced core
Glaze	Dark brown on reduced, conker colour on oxidised body, over inlay varies from yellow to dirty pale grey
Keying	Fragments too small to ascertain
Bevel	
Dimensions	
Comments	Only small fragments so design effect from other sites
Provenance	Some found in nave 1928
Catalogue nos: SC	364
GL	87
Parallels	
Quantity	17
Location	T30, T54, T73, T84



115

Glastonbury Abbey Medieval Floor Tile Design Catalogue


Design Number	115
Group	7a
Description	Part of roundel 16 tile set. Curving band containing one outlined rosette and part of inlaid rosette above pierced cusped arches
Inlay / Slip	Slip
Fabric	Hard, reduced. Few inclusions
Glaze	Dark brown over body, dull yellow over slip
Keying	Small scoop
Bevel	Slight
Dimensions	x 24 mm
Comments	756.30 has lime mortar on base which is possibly original Probably intentional overfiring to get black and white effect, a stronger contrast as seen at Cleeve
Provenance	
Catalogue nos: SC	358
GL	
Parallels	
Quantity	5
Location	T43, T54, T59, T84



116

Glastonbury Abbey Medieval Floor Tile Design Catalogue


Design Number	116
Group	7a
Description	Part of 16 tile roundel set. Band with 4 or 5 petalled rosette separated by double line above pierced cusping
Inlay / Slip	Slip
Fabric	Hard, reduced, overfired
Glaze	Dark brown, blistered over body
Keying	Scoop, slightly kidney shaped
Bevel	None
Dimensions	x 22 mm
Comments	Different roundel to D115 so probably quite a common motif. 4 central tiles can be altered as appropriate, most likely a single heraldic design repeated 4 times
Provenance	
Catalogue nos: SC	361
GL	
Parallels	
Quantity	8
Location	T15, T17, T43, T84



117

Glastonbury Abbey Medieval Floor Tile Design Catalogue

Design Number	117
Group	7a
Description	Part of 16 tile roundel set, see D116 and D114. Part of framework around central 4 tiles, probably heraldic
Inlay / Slip	Slip
Fabric	
Glaze	Overfired, dark brown over body
Keying	
Bevel	
Dimensions	
Comments	Only small fragments
Provenance	
Catalogue nos: SC	360
GL	
Parallels	
Quantity	10
Location	T54, T84



Glastonbury Abbey Medieval Floor Tile Design Catalogue

Design Number	149
Group	7a
Description	Heraldic, set diagonally. Arms of de Clare, poor foliage surround within frame. Copied from D80? Reversed colours from D80.
Inlay / Slip	Slip
Fabric	Mostly reduced. Small inclusions
Glaze	Olive over body, dull light olive over inlay
Keying	Broad scoop
Bevel	Slight
Dimensions	X 23 mm
Comments	Chevrons easy to depict and to copy so possibly not de Clare indicated, just a pattern.
Provenance	
Catalogue nos: SC	432
GL	
Parallels	St Mary's Chard
Quantity	4
Location	T10, T27, T31, T73




Glastonbury Abbey Medieval Floor Tile Design Catalogue

Design Number	150
Group	7a
Description	Part of 4 tile set with tiles of same design. Circular band with arcs intersecting to form lancet arches, trefoils in arches. Probably with dots in cusps. Similar to 13. Quite blurred image
Inlay / Slip	1 mm deep slip
Fabric	Poorly sorted, large dark lumps and large white lump – inlay?. Fissured
Glaze	Thick brown over body, dirty yellow – dull light brown over inlay
Keying	1 spoon shaped scoop on fragment, probably 4 on complete tile
Bevel	Steep
Dimensions	55+ x 55+ x 28 mm
Comments	Only example
Provenance	Nave 1928
Catalogue nos: SC	
GL	111
Parallels	
Quantity	2
Location	T15, T43 : 756.29




Glastonbury Abbey Medieval Floor Tile Design Catalogue

Design Number	151
Group	7a
Description	4 arcs enclosing thick fleurs de lys. Central motif of veined leaf, maple leaf shape.
Inlay / Slip	Probably slip
Fabric	Poorly prepared, marled with large inclusions. Mainly reduced
Glaze	Little remaining, olive over body, light olive over slip. Much debris so again poor preparation
Keying	4, probably 5 on complete tile
Bevel	Slight
Dimensions	135 x 135 x 26 mm
Comments	
Provenance	Nave west end 1928
Catalogue nos: SC	207
GL	102
Parallels	Bristol Cathedral 23 Bristol College Green
Quantity	2
Location	T17, T27




Glastonbury Abbey Medieval Floor Tile Design Catalogue

Design Number	152
Group	7a
Description	Intersecting arcs with inturned fleurs de lys in each quadrant, central petal pointed. Centre motif probably quatrefoil
Inlay / Slip	Slip
Fabric	Not particularly well prepared, some lamination, grey, white and clay inclusions
Glaze	Green – ochre over body, acid yellow over slip. Lots of white inclusions (slip?)
Keying	2 shallow spatulate scoops, 4 on complete tile
Bevel	Slight
Dimensions	Unknown x 24 mm
Comments	
Provenance	
Catalogue nos: SC	
GL	
Parallels	Similar to Lewis 245 but arcs are continuous
Quantity	1
Location	T17 : 730.16



Glastonbury Abbey Medieval Floor Tile Design Catalogue

Design Number	153
Group	7a
Description	4 tile set, with design repeated to form circle. Thick band with small projections on inner edge. Angular head of stem with leaves curved on upper edge, straight on lower.
Inlay / Slip	Slip. Not well defined design
Fabric	Poorly prepared, some lamination. Small grey inclusions. Reduced upper part, oxidised base.
Glaze	Olive with brown streaks over body, olive – yellow over slip
Keying	Probably 5 on complete tile as close to corners. Dished
Bevel	Steep
Dimensions	Fragments only x 25-26 mm deep
Comments	
Provenance	Bond's heap
Catalogue nos: SC	
GL	151
Parallels	
Quantity	2
Location	T70 : 783.57 and 783.67



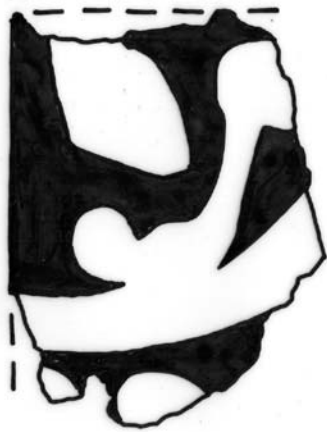
Glastonbury Abbey Medieval Floor Tile Design Catalogue

Design Number	154
Group	7a
Description	Presumably 4 tile set with repeat of same design as there is a curving band to form circle. Below band diagonal line of alternate trefoil and diamond headed spike, opposed on other side of line. Design stops 10 mm short of edge so stamp intended for smaller quarry.
Inlay / Slip	Slip
Fabric	Few inclusions, gnarled
Glaze	Brown over body, acid yellow – green over slip. Opaque
Keying	1 in corner, so probably 5 on complete tile
Bevel	Steep
Dimensions	86+ x 67+ x 24 mm
Comments	
Provenance	Dormitory under south end 1933 Bond's heap
Catalogue nos: SC	
GL	185 and 150
Parallels	
Quantity	2
Location	T86 : 799.29 and 799.52



Glastonbury Abbey Medieval Floor Tile Design Catalogue

Design Number	155
Group	7a
Description	Small corner fragment of W although against edge of tile and slightly at angle
Inlay / Slip	Fine white inlay, less than 1 mm, so possibly slip?
Fabric	Rather gnarled, clay inclusions
Glaze	Olive over body, dull yellow over inlay
Keying	Not big enough fragment
Bevel	Slight
Dimensions	Depth 27 mm
Comments	
Provenance	South of nave 1930
Catalogue nos: SC	
GL	148
Parallels	
Quantity	2
Location	T211 : 1991/90/12



Glastonbury Abbey Tile Catalogue - Tile Designs	
Design Number	156
Group	7a
Description	Blobby fleur de lys within arc, probably replicated in each corner, central motif unknown
Inlay / Slip	Slip. Design indistinct as stamp impression not deep
Fabric	Slightly gnarled, fissures on edge suggesting too dry when pared back. Sparse inclusions
Glaze	Dark olive with brown spots over body, paler and streaky over slip
Keying	1 dished scoop on corner so probably 5 on complete tile
Bevel	Slight
Dimensions	Unknown x 28 mm
Comments	
Provenance	Refectory, Bond's heap
Catalogue nos: SC	
GL	165
Parallels	
Quantity	1
Location	T43 : 756.35


Group 7b



118

Glastonbury Abbey Medieval Floor Tile Design Catalogue


Design Number	118
Group	7b
Description	Thick arching stem springing from corner into two. Large leaf of 5 lobes, serrated edges and with veins. Bud or berry off main stem, circle cut into quadrants
Inlay / Slip	Slip. So thin along stem that concave in impression
Fabric	Cracked as overfired
Glaze	Thin dark brown over body dull cream over slip
Keying	5 scoops, shell shaped, close to edge of tile
Bevel	Steep
Dimensions	128 x 125 x 25 mm
Comments	Part of design with 119 Mortar on base and broken edge, so has probably been reused as packing piece. Only example.
Provenance	
Catalogue nos: SC	132
GL	30
Parallels	
Quantity	1
Location	T43 : 756.17



119

Glastonbury Abbey Medieval Floor Tile Design Catalogue


Design Number	119
Group	7b
Description	Stem with ivy like swirling tendril. Another stem with smaller leaves. Bud or berry off stem
Inlay / Slip	Slip
Fabric	Dense, but some lamination
Glaze	Clear, metallic brown over body, dull yellow over slip
Keying	1 shallow scoop on fragment
Bevel	
Dimensions	? x depth 24 mm
Comments	Part of design with 118. Probably from same firing as both are either overfired or the kiln temperature was brought up too quickly Only example.
Provenance	Nave west end, south side July 1929
Catalogue nos: SC	130?
GL	127
Parallels	Muchelney 188
Quantity	1
Location	T54 : 767.76



120

Glastonbury Abbey Medieval Floor Tile Design Catalogue


Design Number	120
Group	7b
Description	Undulating stem with varying size of trefoils from it. Possibly has mirror image, see chaplain's house report, but no complete examples.
Inlay / Slip	Slip
Fabric	Well prepared, some small white inclusions. Most with reduced core, some with surface reduction.
Glaze	Brown over body, yellow over slip, clear
Keying	4 shallow broad spatulate or shell shaped scoops
Bevel	Slight
Dimensions	
Comments	797.26 and 797.29 have one impression superimposed on another, stamp applied too shallow at first attempt
Provenance	
Catalogue nos: SC	133
GL	29
Parallels	Chaplains House 11
Quantity	98
Location	T10, T34, T39, T59, T73, T84, T85, T87, T94



121

Glastonbury Abbey Medieval Floor Tile Design Catalogue

Design Number	121
Group	7b
Description	Slip used as background. Tile divided into 4 triangles, leaf outline in each. Two are trefoils, other two are less distinct lobes.
Inlay / Slip	Slip
Fabric	Well prepared, few inclusions. 754.8 has large piece of clay as inclusion
Glaze	Yellow- green where survived, thin
Keying	5 scoops, burnished
Bevel	None
Dimensions	132 x 132 x 26 mm
Comments	Unusual freestyle effect Triangular version 754.3 scored with wet knife
Provenance	Dormitory undercroft, south end and nave, south west corner, both 1929.
Catalogue nos: SC	134
GL	140 and 141
Parallels	Muchelney
Quantity	10
Location	T27, T41



122

Glastonbury Abbey Medieval Floor Tile Design Catalogue

Design Number	122
Group	7b
Description	Stylised tree. 2 thin trunks with scalloped 9 lobed leaves off to outer edge only. Set in plaster in wooden frame so all details not evident
Inlay / Slip	Slip
Fabric	Fine. Pale reduction
Glaze	Olive over body, light olive over slip
Keying	Unknown
Bevel	Unknown
Dimensions	
Comments	
Provenance	Nave and Bond's heap
Catalogue nos: SC	126
GL	95
Parallels	
Quantity	1
Location	T520 : 2011.7



123

Glastonbury Abbey Medieval Floor Tile Design Catalogue

Design Number	123
Group	7b
Description	Stem with square ended blobby foliage, seaweed like
Inlay / Slip	Slip
Fabric	Upper part of tile only, fine. Faint reduction below surface Small white round inclusions
Glaze	Ochre – brown over body, acid yellow with green and brown spots over slip. Gritty feel so some debris in glaze
Keying	unknown
Bevel	unknown
Dimensions	unknown
Comments	
Provenance	Nave 1928
Catalogue nos: SC	
GL	110
Parallels	
Quantity	7
Location	T52



124

Glastonbury Abbey Medieval Floor Tile Design Catalogue

Design Number	124
Group	7b
Description	Rectangular tile. Central longitudinal stem with angular side branches
Inlay / Slip	Slip
Fabric	Small red inclusions, fissure in fabric, sporadic white and micaceous inclusions
Glaze	Olive over body, yellow over slip
Keying	Beginning of shallow scoop, probably shell shaped
Bevel	Steep
Dimensions	88+ x 50 x 26 mm
Comments	
Provenance	Nave 1928
Catalogue nos: SC	128
GL	114
Parallels	
Quantity	2
Location	T43 : 756.12



125

Glastonbury Abbey Medieval Floor Tile Design Catalogue

Design Number	125
Group	7b
Description	Rectangular tile, presumably used as border design. Indistinct. Bent stem with small loops and thin stems terminating in bulbous or conical heads
Inlay / Slip	White slip
Fabric	Well prepared, oxidised
Glaze	Olive over body, ochre – olive over slip. Not much contrast
Keying	Oval scoop, probably 2 per complete tile
Bevel	Slight
Dimensions	X 50 x 26 mm
Comments	
Provenance	Nave
Catalogue nos: SC	129
GL	45
Parallels	Muchelney
Quantity	2
Location	T84 : 797.70 and 797.71

Group 8

Group 8

There is only one tile in this group. Visually the fabric looks closer to the Glastonbury groups rather than that from the Nether Stowey area of groups 9 and 10. Unlike the group 9 inscription tiles this is clearly legible, with thinner and clearer lettering. It is dangerous to draw conclusions from one tile but the assumption is that the inscription was laid with plain tiles and presumably only covered a small area. Probably late fifteenth century.

BIND

126

Glastonbury Abbey Tile Catalogue - Tile Designs	
Design Number	126
Group	8
Description	Small border sized tile, slip as background outlining inscription of "bidd" in capital letters
Inlay / Slip	Slip as background
Fabric	Not clear but possibly similar to group 9, but sanded base and without keying
Glaze	
Keying	None
Bevel	Reverse on some sides
Dimensions	91 x 40 x 21 mm
Comments	Sides burnished. 1 side horizontal even grain, ash? Suggests was shaped rather like butter pat Only example on display, was from T88 box
Provenance	
Catalogue nos: SC	43
GL	193
Parallels	
Quantity	1
Location	T88 Display

Group 9

Group 9

Most of the tile fragments in this group are from an inscription border.

Group 9 is a difficult group to identify in terms of detail as the designs are so indistinct. All the tiles are rectangular so the assumption is that they were laid with plain tiles. The inscription element, stamped through a slip background, makes it difficult to read and the resultant thinness makes it surprising that any survived which again indicates a late date, perhaps late fifteenth century.

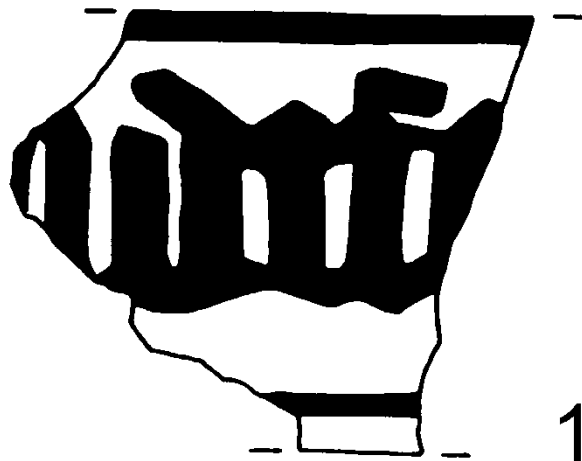
The ICPS analysis of this group is interesting and precise (see also Michael Hughes' analysis in '*Cleeve Abbey: The Pottery*' by John Allan in PSANHS, 1998). Even with one design (D127) in common with Cleeve Abbey the kiln site is not the same although it was in the same general area of the Quantocks. The ICPS analysis shows that the tiles may have come from a single firing which suggests a very limited quantity and hence a small area, although survival of these tiles is improbable as the designs with a slip background quickly erode.

The indistinct nature of the fragments does also raise the problem of which way up they should be seen. Tile 744.16 is slightly different in that it has a line parallel to the edge. Tile 726.2 is too indistinct to make out but there appears to be two words with a gap of 15mm between.




127

Glastonbury Abbey Medieval Floor Tile Design Catalogue	
Design Number	127
Group	9
Description	Rectangular so presumably intended as border design. Slip is used as background so definition is indistinct as slip has often worn away. Alternate foliate scroll and strap motifs with scalloped edges.
Inlay / Slip	Slip
Fabric	Fine, gritty/sandy texture. Few small inclusions. Dull colour
Glaze	Indistinct shades of olive
Keying	Some fragments with no visible keying but probably sparse, possibly only 2 per tile. Shallow oval, possibly pushed in finger on some? On 766.5 key on edge of tile
Bevel	Steep
Dimensions	76+ x 74 – 77 x 21 – 23 mm
Comments	Unusual shaping of diagonal end also suggesting intended as border. Specific shaped quarry not scored and split 766.1, 766.44 and 766.1
Provenance	Nave, refectory, dormitory, abbot's garden
Catalogue nos: SC	124
GL	145
Parallels	Cleeve 161 Watchet, St. Decuman's (probably from Cleeve)
Quantity	12
Location	T23, T42, T53, T84



128

Glastonbury Abbey Medieval Floor Tile Design Catalogue	
Design Number	128
Group	9
Description	Inscription, slip as background, with letters and parallel border lines as body fabric. Set in plaster so few details visible
Inlay / Slip	Slip as background
Fabric	Fine, mostly reduced but with oxidised blotches
Glaze	Olive on body, dull yellow on slip
Keying	Unknown
Bevel	Unknown
Dimensions	77 mm only complete dimension
Comments	
Provenance	North side of St. Thomas' chapel 1927
Catalogue nos: SC	38
GL	91
Parallels	
Quantity	1
Location	T64 : 777.12



129

Glastonbury Abbey Medieval Floor Tile Design Catalogue

Design Number	129
Group	9
Description	Rectangular tile, slip as background. Inscription, possibly 'de' for 'deo'
Inlay / Slip	Inlay
Fabric	
Glaze	
Keying	
Bevel	
Dimensions	
Comments	
Provenance	
Catalogue nos: SC	
GL	
Parallels	
Quantity	1
Location	T589 Display



130

Glastonbury Abbey Medieval Floor Tile Design Catalogue	
Design Number	130
Group	9
Description	Rectangular tile. Inscription, slip as background.
Inlay / Slip	Thin slip
Fabric	Small dark inclusions. Some lamination.
Glaze	Pools of brown over inscription, yellow over slip.
Keying	1 scoop on fragment, 3? on complete tile.
Bevel	Slight to steep
Dimensions	74 x 40 x 21 mm
Comments	Inscription is slightly fuzzy, the slip had not dried when the stamp was applied, giving indistinct edges.
Provenance	
Catalogue nos: SC	
GL	
Parallels	
Quantity	1
Location	T94, 879.54



131

Glastonbury Abbey Medieval Floor Tile Design Catalogue

Design Number	131
Group	9
Description	Rectangular tile. Slip as background. Inscription of '....no....'
Inlay / Slip	Thin slip
Fabric	Small dark inclusions, plus 1 large which has dropped out. Some lamination.
Glaze	Yellow over slip, ochre over inscription
Keying	2 shallow oval scoops
Bevel	Steep
Dimensions	75 x 65+ x 22 mm
Comments	
Provenance	
Catalogue nos: SC	
GL	82
Parallels	
Quantity	2
Location	T43, 756.1 & 756.14



132

Glastonbury Abbey Medieval Floor Tile Design Catalogue

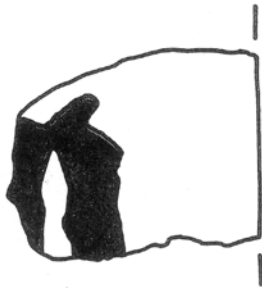
Design Number	132
Group	9
Description	Inscription, includes half case letter with heart shaped terminal, looks a little like "dig", but is this a contraction?. Slip as background
Inlay / Slip	Dull dirty cream slip, mostly missing
Fabric	Oxidised surfaces, some white and dark inclusions, dark orange fabric. Sandy feel to fabric
Glaze	Dull yellow over slip, ochre – brown over body
Keying	1 heel shaped key on fragment, pushed in pointed object like small trowel
Bevel	Steep
Dimensions	60+ x 71 x 22 mm
Comments	Very worn.
Provenance	
Catalogue nos: SC	
GL	
Parallels	
Quantity	1
Location	T34 : 747.3



133


Glastonbury Abbey Medieval Floor Tile Design Catalogue

Design Number	133
Group	9
Description	Rectangular tile. Slip as background. Inscription.
Inlay / Slip	Dull dirty cream.
Fabric	Large white quartz inclusion + 1 fallen out, small dark inclusions. Well prepared, quite sandy.
Glaze	Yellow over slip, light olive over inscription
Keying	1 oval scoop on fragment
Bevel	Steep
Dimensions	72 x 46+ x 21 mm
Comments	Inscription is indistinct but definite tail with return to character, perhaps 'Thomas'?
Provenance	
Catalogue nos: SC	
GL	
Parallels	
Quantity	1
Location	T54, 767.95




Glastonbury Abbey Medieval Floor Tile Design Catalogue

Design Number	157
Group	9
Description	Slightly blurred 'n'?
Inlay / Slip	Slip as background
Fabric	Well packed. 1 large inclusion dropped out.
Glaze	Pale yellow over slip.
Keying	None visible.
Bevel	Steep.
Dimensions	? x ? x 25 mm
Comments	
Provenance	
Catalogue nos: SC	
GL	
Parallels	
Quantity	1
Location	T94, 879.92




Glastonbury Abbey Medieval Floor Tile Design Catalogue

Design Number	158
Group	9
Description	Inscription. Angular headed character below line parallel to edge.
Inlay / Slip	Slip as background.
Fabric	Some lamination.
Glaze	Olive over letter and line, pale yellow-olive over slip.
Keying	None visible.
Bevel	Steep, with 6 mm of lime mortar.
Dimensions	? x ? x 23 mm
Comments	
Provenance	
Catalogue nos: SC	
GL	
Parallels	
Quantity	1
Location	T31, 744.16



Glastonbury Abbey Medieval Floor Tile Design Catalogue

Design Number	159
Group	9
Description	Inscription. Adjoined letters 'o' ? Or id other way up could be 'd' joined to 'e' ? Gap of about 20mm to next character.
Inlay / Slip	Slip as background.
Fabric	Well packed.
Glaze	Olive over letter, yellow over slip.
Keying	Finger-shaped, shallow.
Bevel	
Dimensions	? x ? x 23 mm
Comments	
Provenance	
Catalogue nos: SC	
GL	
Parallels	
Quantity	1
Location	T54, 767.67



Glastonbury Abbey Medieval Floor Tile Design Catalogue

Design Number	160
Group	9
Description	Inscription. Corner fragment. Angular letter, possibly 'm'.
Inlay / Slip	Slip as background.
Fabric	Well packed, small gritty inclusions.
Glaze	Olive over letter, pale yellow over slip.
Keying	Beginning of oval scoop.
Bevel	Slight.
Dimensions	? x ? x 19 mm
Comments	
Provenance	
Catalogue nos: SC	
GL	
Parallels	
Quantity	1
Location	T54, 767.50



Glastonbury Abbey Medieval Floor Tile Design Catalogue


Design Number	161
Group	9
Description	Inscription. Possibly 'hic'.
Inlay / Slip	Slip as background.
Fabric	White inclusions, large one dropped out.
Glaze	Light olive over letter, yellow over slip.
Keying	Knife-cut scoop.
Bevel	Steep.
Dimensions	? x ? x 20 mm
Comments	
Provenance	
Catalogue nos: SC	
GL	
Parallels	
Quantity	1
Location	T43, 756.1

Group 10

Group 10

These two designs feature ears of barley. As barley was used in beer production it might possibly be intended as a pun for abbot Richard Bere. Clayton thought there might be a third version (his drawing 192) and drew a design showing starfish-like quatrefoils in the voids between the ears. This was noted as from the abbot's hall. This is not likely as the abbot's hall was tiled well before Bere's time and the fragment cannot now be found.

ICPS analysis indicates the same source of clay as group 9 so a late fifteenth – early sixteenth century date is indicated. Abbot Bere (1493-1524) did a vast amount at Glastonbury and had huge available wealth. These tiles would have worn quickly so a period just before the Dissolution is indicated.




134a



134b

Glastonbury Abbey Medieval Floor Tile Design Catalogue

Design Number	134
Group	10
Description	Interwoven stylised barley stalk, one in each direction. Sunflower like corner motif with solid petals and thin spear ended strips in between. Solid petals are pierced at outer edge to give a slightly frilly appearance or possibly to suggest layered petals. Similar to D28
Inlay / Slip	Slip
Fabric	Sandy feel to fabric
Glaze	Khaki over body, buttery yellow over slip
Keying	None visible but quite small fragments
Bevel	Steep
Dimensions	
Comments	Two sizes of corner motif, one with larger petals 23-24 mm long granulated dots below, 746.84. Smaller version has petals of 15 mm and granulated blocks, 746.41. These could be from the same stamp if they were in alternate corners or there were two different stamps
Provenance	Nave south west corner, crossing, south transept, refectory, dormitory, abbot's hall, garden
Catalogue nos: SC	537
GL	37 and 139
Parallels	
Quantity	69
Location	T10, T19, T33, T43, T57, T84, T87, T520



135

Glastonbury Abbey Medieval Floor Tile Design Catalogue

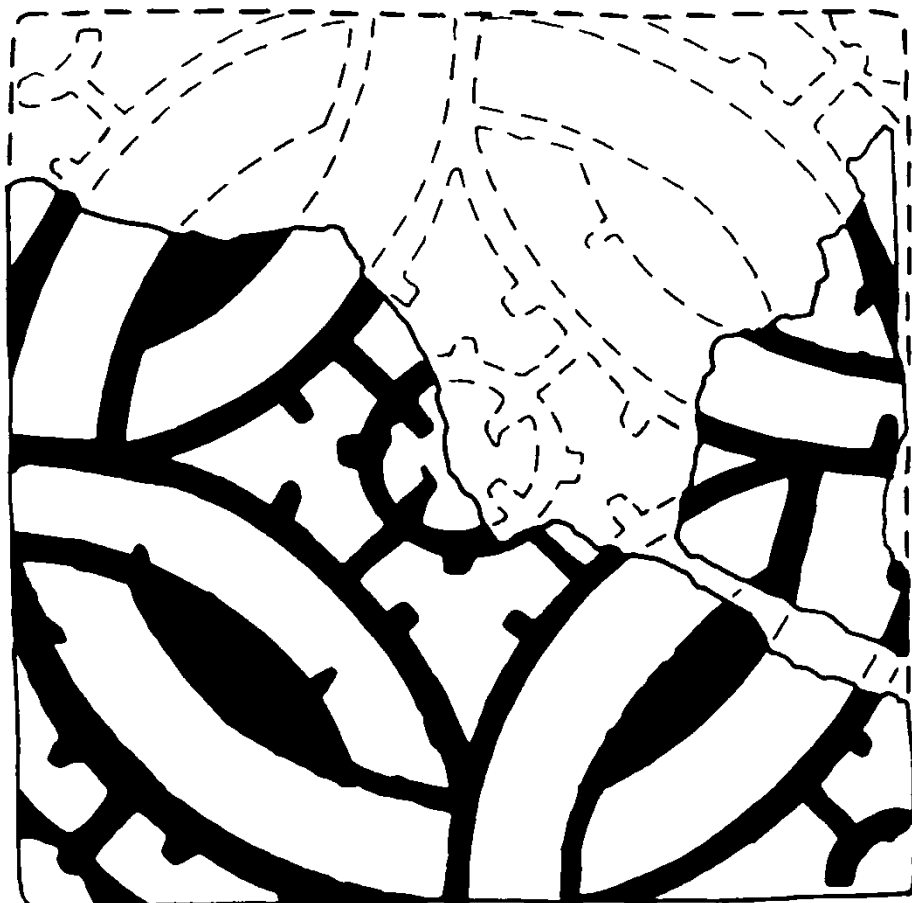
Design Number	135
Group	10
Description	Interwoven barley stalk design, one in each direction with rosette in corners, 2 petalled so 8 on full version with 4 tiles. Similar to D27 but with v shaped definition not looped. As with D27 appear to be 2 different sizes of corner so either variations on same stamp or 2 different stamps. Variation of solid band or granulation below rosette.
Inlay / Slip	Slip
Fabric	Sandy feel
Glaze	Khaki-olive over body, yellow over slip
Keying	4 small cloven keys
Bevel	Steep
Dimensions	
Comments	Scant slip, ridges of stamp quite tangible, more noticeable on this design. Those with 2 bands have 2 petalled rosettes and 7 tufts to barley stalk, definition on ear is thicker and shorter and curvy, almost horseshoe shape. Those with granulated dots have one plus two half petalled rosettes a 5 tufts to each stalk. Definition on ear is thinner and more elongated, more like a wishbone shape.
Provenance	Crossing, choir, south transept, refectory, dormitory, cloisters, chapter house, abbot's hall, garden, south of monastery
Catalogue nos: SC	536
GL	38
Parallels	
Quantity	125
Location	T10, T19, T23, T33, T40, T57, T84, T91, T94, T102, T588

Group 11

Group 11

ICPS analysis shows that these tiles came from a kiln site at Donyatt, an established tile and pottery site. A number of tiles have multiple rod keys as well as deep scoops. Some are plain tiles, some have freehand slip decoration and some have incised decoration, only two stamped designs have been found at Glastonbury. The fabric is also variable, for example, tile 799.13 is well prepared with some lamination while tile 799.42 is not as well prepared and has more inclusions. As the majority of designs do not utilise stamps the normal constraints on size are not present with the result that both the thickness and size of the tiles in this group are variable. Generally the tiles are larger, up to 185mm square.

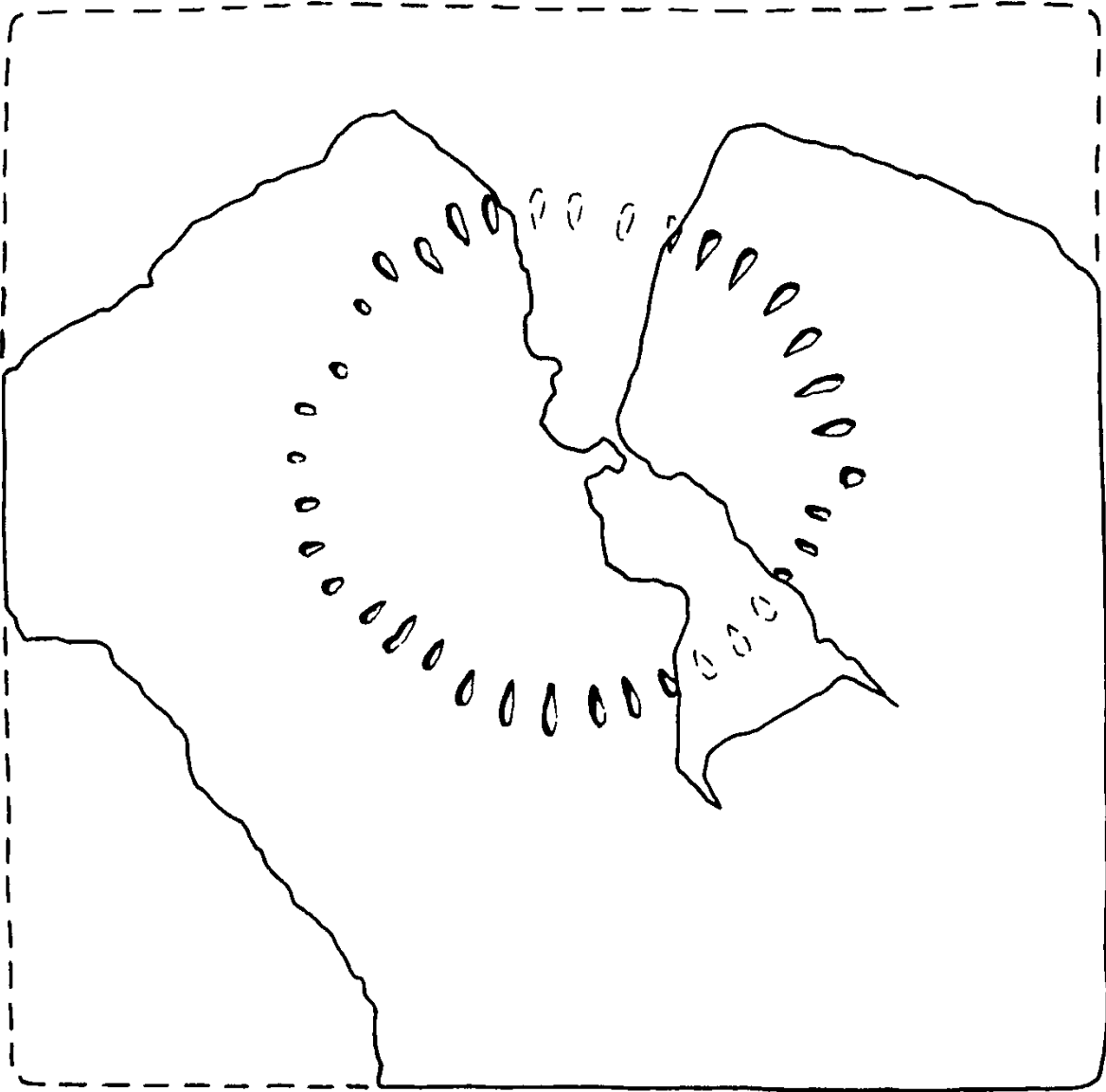
Some stamps are still used at this kiln site but are not particularly well cut by this date (see R. Coleman-Smith & T. Pearson, *Excavations in the Donyatt Potteries*). These types of tiles were probably common, but, lacking stamp and inlay, were more likely to be discarded. They are also found at Muchelney Abbey but, without stamps, the designs are very individual.



136

Glastonbury Abbey Medieval Floor Tile Design Catalogue

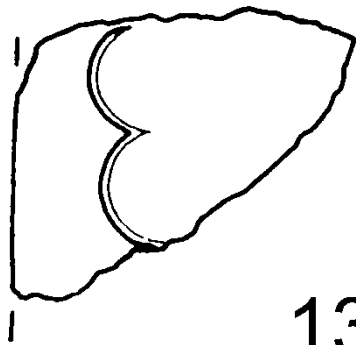
Design Number	136
Group	11
Description	Circle with quarter circle arcs across corners. Notched 2 part leaves in each corner. At centre circle and 4 elongated leaves, cut by diagonal cross
Inlay / Slip	Slip, not clean impression
Fabric	Well prepared, reduced throughout
Glaze	Black over body clay, smudged, creamy-yellow over slip
Keying	5 small scoops
Bevel	Very slight
Dimensions	120+ x 107+ x 24 mm
Comments	Similar to D137, similar notched foliage On 785.60, 785.66 and 785.70 stamp impression has been outlined with knife for emphasis, this is not the stamp outline.
Provenance	
Catalogue nos: SC	188
GL	134
Parallels	
Quantity	9
Location	T72



137

Glastonbury Abbey Medieval Floor Tile Design Catalogue

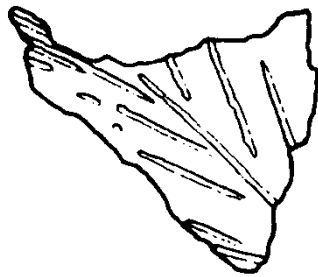
Design Number	137
Group	11
Description	No inlay or stamp, decorated with incised shallow slashes, 8 – 10 mm long forming a circle with an internal diameter of approximately 90 mm. Incisions of varying width and length. 8 fragments set in plaster in wooden box
Inlay / Slip	-
Fabric	Only surface visible, some small dark inclusions. Dull oxidised fabric
Glaze	Pale olive, pooled in incisions
Keying	Not known
Bevel	Not known
Dimensions	224 x 224 x 32 mm (according to Wedlake notes)
Comments	
Provenance	Nave 1926-8
Catalogue nos: SC	
GL	194
Parallels	
Quantity	1
Location	T520 : 2011.1



138

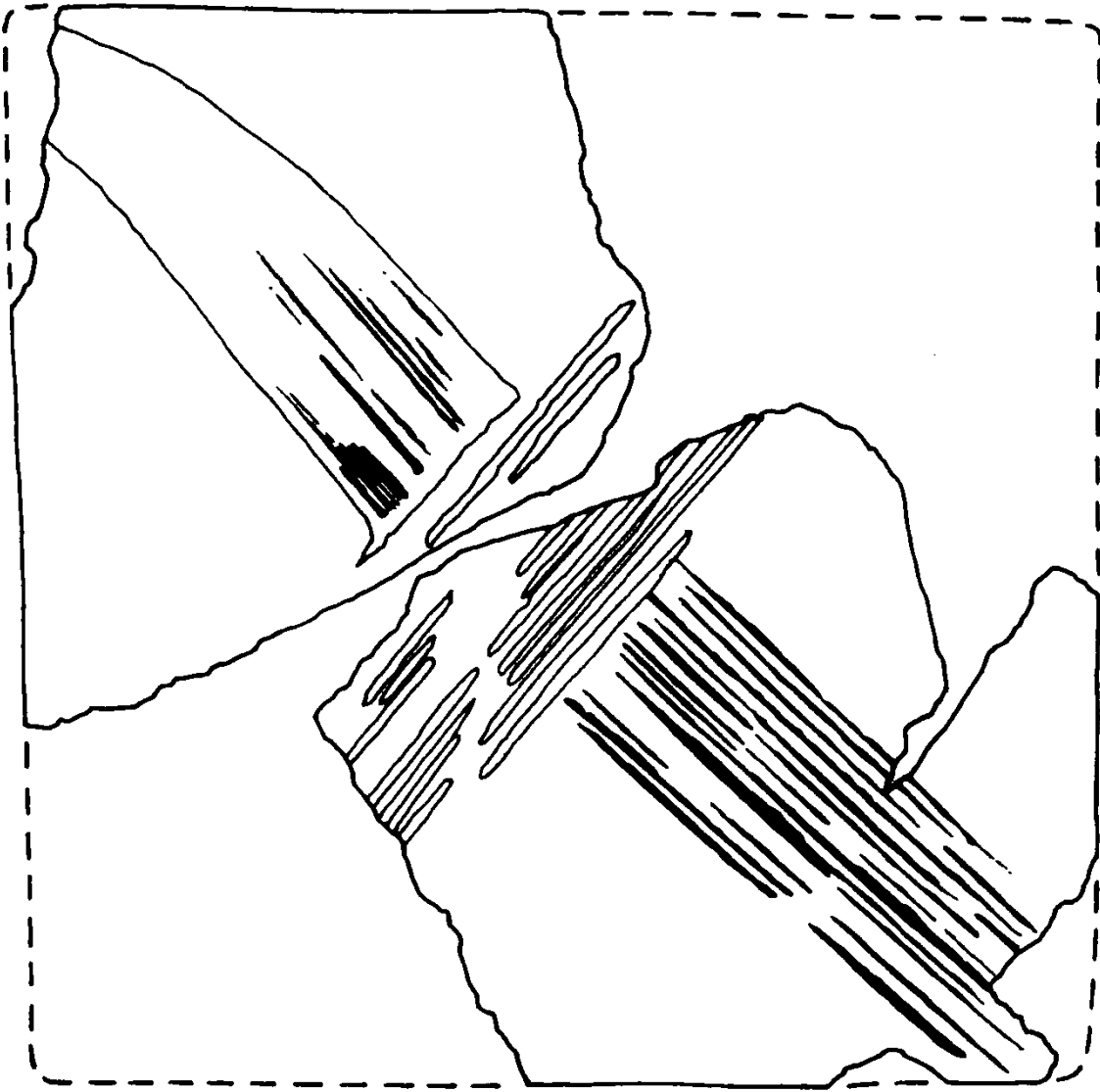
Glastonbury Abbey Medieval Floor Tile Design Catalogue

Design Number	138
Group	11
Description	No stamp. Incised decoration of semi circles, approximately 18 mm in diameter, not joined. Faint slip brushed on outside, possibly in a circle
Inlay / Slip	
Fabric	Well prepared, few small inclusions. Oxidised edges and base. Some lamination
Glaze	Green over centre, brown edges and yellow over slip
Keying	1 scoop on fragment and numerous oblique diamond rod
Bevel	None
Dimensions	Unknown x 27 mm
Comments	
Provenance	
Catalogue nos: SC	
GL	
Parallels	
Quantity	1
Location	T86 : 799.13



139


Glastonbury Abbey Medieval Floor Tile Design Catalogue	
Design Number	139
Group	11
Description	No stamp. Incised decoration. Thin line with diagonal lines to either side, to denote leaf vein or feather
Inlay / Slip	
Fabric	Many inclusions, mostly small, some white
Glaze	Dark olive, darker in incisions
Keying	1 scoop on fragment
Bevel	Slight to steep
Dimensions	65+ x 59+ x31 mm
Comments	Leaf goes to corner so possibly four, one to each corner from centre, or central stem set diagonally and leaves sprout to sides
Provenance	Dormitory
Catalogue nos: SC	
GL	179
Parallels	
Quantity	1
Location	T86 : 799.42



140

Glastonbury Abbey Medieval Floor Tile Design Catalogue


Design Number	140
Group	11
Description	No stamp. Slip brushed on as saltire cross
Inlay / Slip	
Fabric	Well prepared, few small inclusions, but not well packed. Sanded base
Glaze	Mid brown over body, yellow over slip
Keying	5 deep conical scoops and several oblique diamond profile rod
Bevel	
Dimensions	196 x 196 x 28 mm
Comments	
Provenance	
Catalogue nos: SC	556
GL	195
Parallels	Muchelney Huish Champflower
Quantity	4
Location	T86 : 799.4-799.7 (all 4 fit together)



141

Glastonbury Abbey Medieval Floor Tile Design Catalogue

Design Number	141
Group	11
Description	No stamp. Saltire cross overlaid with circle, some quite thick slip although brush marks can be seen.
Inlay / Slip	
Fabric	Well prepared, small white inclusions. Pale reduction with oxidised edges
Glaze	Olive over most with brown edges, yellow over slip
Keying	2 scoops, probably 5 on complete tile, numerous oblique diamond profile rod
Bevel	
Dimensions	Probably just under 190 mm square x 26 mm
Comments	
Provenance	
Catalogue nos: SC	
GL	196
Parallels	
Quantity	3
Location	T57, T86



142

Glastonbury Abbey Medieval Floor Tile Design Catalogue

Design Number	142
Group	11
Description	No stamp. Circle brushed in slip
Inlay / Slip	
Fabric	Few small inclusions. Pale reduced surface with oxidised edges. Sandy texture to base
Glaze	Olive with brown edges, yellow – light olive over slip
Keying	5 scoops and multiple oblique diamond profile rod
Bevel	None
Dimensions	Unknown x 26 mm
Comments	
Provenance	
Catalogue nos: SC	
GL	
Parallels	
Quantity	4
Location	T86 : 799. 15 and 51, 799.11 and 34

No illustration available

Glastonbury Abbey Medieval Floor Tile Design Catalogue

Design Number	162
Group	11
Description	Similar to D136. 4 ellipses across corners and stylised disjointed foliage in centre and at corners.
Inlay / Slip	White slip
Fabric	Well prepared but poorly packed. Fissures in fabric.
Glaze	Brown over body, yellow over slip.
Keying	None visible, although 785.59 has half a scoop on edge.
Bevel	Steep.
Dimensions	? x ? x 23 mm
Comments	Stamp pushed into fabric so it has formed a ridge. Breaks in ellipses are reversed in comparison to D136.
Provenance	
Catalogue nos: SC	
GL	
Parallels	
Quantity	3
Location	T30

Plain Tiles

The plain tiles of Glastonbury are varied and seem to correspond to most of the decorated groups. There are relatively few in the collection compared with the original numbers that must have existed and it is probable that many were discarded as lacking interest. The 1992 excavations unearthed plain tiles of different shapes (Boxes T459-T463) with slip and glaze indicating that patterns of plain tiles were also important. Later tiles, such as 737.6, had streaky slip which did not cover the entire surface so the glaze applied had variations in colour. It is not possible to say whether this was the intended effect, or whether it was caused by a lack of materials, or by haphazard production methods.

Some areas must have been paved with plain tiles. The rectangular tiles of group 9 suggest a border to plain tiles (737.6?). According to Wedlake (Gatehouse Archive ref. A39), the abbot's hall was paved with plain tiles. If it was Abbot Monington who completed the hall a date in the second half of the fourteenth century seems likely. In his notes Wedlake describes them as having a 'rich nutty brown glaze'. There are some complete brown tiles which are close enough to Wedlake's $5\frac{1}{2}$ " square (135-138mm²). Tile 802.41 is more ochre than 777.4 which is chocolate-coloured so there may have been tonal variations.