
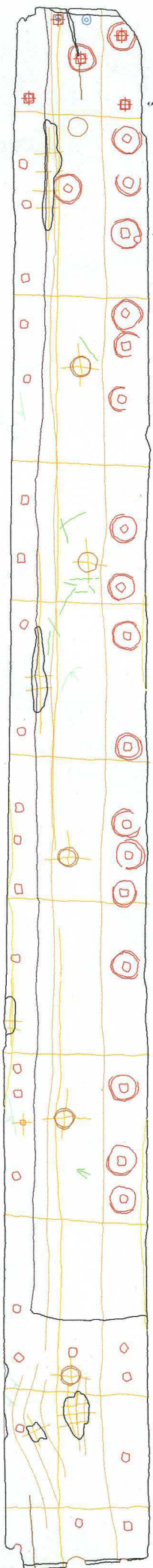


DB 03/12/09

Cow Tag 228	Function Code P13-5
Brief Description: [timber element, p/s, condition, fragments] Well Preserved Plank	
Notable Features: [tool marks, scribed lines, decoration, repairs] POINTS TO LOOK OUT FOR WHEN RECORDING ufos <ul style="list-style-type: none"> • 3 SETS OF SCRIBED LINES AT FORWARD, MIDDLE AND AFT ENDS OF PLANK • PLANT MATERIAL ON LAND 1605 * POSSIBLE • ODD REBATE ON LOWER EDGE OF PLANK, AFT END. (NAIL HEAD REMOVED FROM HERE). 2 blind auger holes inboard and forward * SOME INSCRIBED LINES ON OUTBOARD 	
Wood Science: [rings, ARW, knots, sapwood, conversion] * POSSIBLE SAPWOOD ON 2 SITES Straight grained with exception of one large knot with torn surface on inboard face. Radial at step in aft scarf. Sapwood present along part of upper edge. 110 H + 115 ARW = 225/121	
Recommended action: [samples, additional photos, moulding, queries and problems] Mould large of two blind upward auger holes Change lanyard of centres at scarf outboard. Change small wood nail to Fe (see drawing).	
Cleaned: IPM MM TNJ	Recorded: 08/11/05 MM
Checked: [corrections needed] ✓	Photos: 1/02/06 MMR 1MB 1NS LINES OUT - IMP. OF NAIL HEAD WITH ADD NAIL. Initials & Date: NN - 20/4/6
Corrections Done [desktop, Faro Arm?]:	Initials & Date:



✓
IN BOOK



← hanging
caterpillar

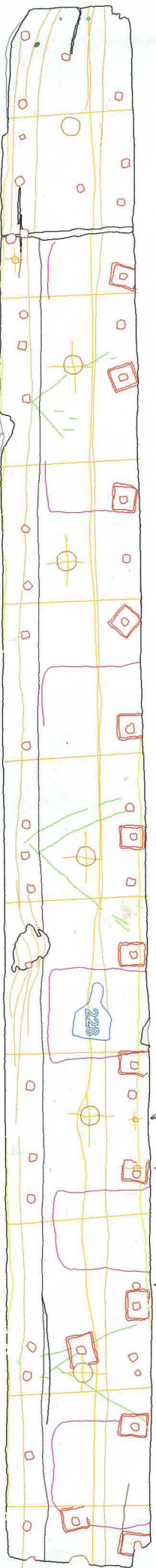
← photo

← photo
← photo
← photo
← photo

← photo

← photo

! small Fe



change large
small Fe 2

World 2
with small blue
area

Wind

228 P13_5 Monika Maloszka-Ritchie 08.11.2005