
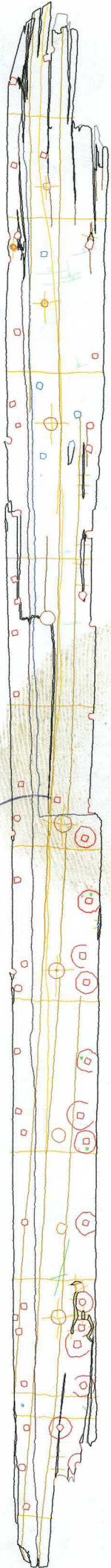


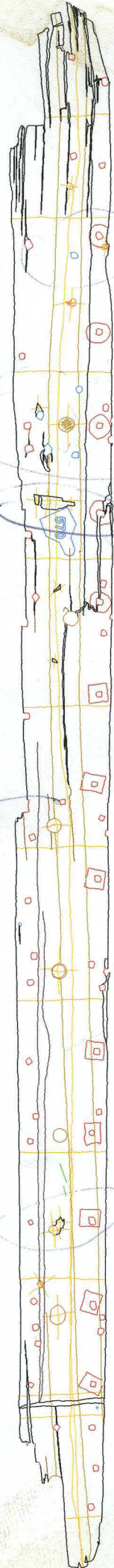
DB 13/318

Cow Tag 570		Function Code 53.1
Brief Description: [timber element, p/s, condition, fragments] DAMAGED ON <del>EITHER</del> ENDS + SEVERAL CRACKS <i>both</i>		
Notable Features: [tool marks, scribed lines, decoration, repairs] POINTS TO LOOK OUT FOR WHEN RECORDING ufos ASSOCIATED OUTBOARD TINGLE: COW 245 (TANK3) 1 ADDITIONAL NAIL ON <sup>UPPER</sup> LAND 1 TREENAIL SEEM TO HAVE HAD A WEDGE, WHICH IS GONE NOW SOME WOODEN SPIKES (2) AT AREA OF TINGLE NICE TOOL MARKS + SIGNATURES ON OUTBD. FACE UNDER TINGLE Incomplete lower forward edge.		
Wood Science: [rings, ARW, knots, sapwood, conversion] Radial at aft scarf (to level). Pith beyond lower edge ~ 70% ARW = 175/70		
Recommended action: [samples, additional photos, moulding, queries and problems] <del>Not sure if the "saw" marks on the inboard forward end, are ours or theirs? Are they are marks -&gt; than drawn on wrong layer.</del> photos: - - - Round nailheads on inboard, forward end. ✓ 3x stars on nailheads, outboard aft end ✓ Two overlapping nailheads, outboard face, aft end (195) + as indicated on print out photo of tool-marks under tingle, outboard, forward end. ✓		
NB: line above land, outboard face = recorded as original damage (=line from tingle)		
Cleaned: 02.02.06 AK MM	Recorded: Demi 12-05-2006	Photos: 1/08/06 VT (cont 12)
Checked: [corrections needed] ✓	Initials & Date: NN 16/5/6	
Corrections Done [desktop, Faro Arm?]:	Initials & Date:	



Handwritten note: *Handwritten note*

Handwritten note: *Handwritten note*



Handwritten note: *photo*

Handwritten note: *ph*

Handwritten note: *photo phase*

Handwritten note: *ph*

