


DB 13/3/8

Cow Tag <b>577</b>		Function Code <b>P2.7</b>	
Brief Description: [timber element, p/s, condition, fragments]			
Notable Features: [tool marks, scribed lines, decoration, repairs] POINTS TO LOOK OUT FOR WHEN RECORDING ufos <b>BLIND</b> - NO TREENAILS, ONLY 1 <del>BLIND</del> TREENAIL HOLE AT FORWARD END / INBOARD FACE <b>+1 dips edge of scarf</b> - 1 PLUGGED HOLE NEXT TO NAIL HOLE OUTBOARD FACE - 2 ADDITIONAL NAILS AT EDGE OF SCARF OUTBD. FACE - 2 BLIND LITTLE NAIL HOLES AT FORW. END / INBD. FACE, 1 on LAND, 1 AT EDGE OF LAND ↳ next to <b>1317</b>			
Wood Science: [rings, ARW, knots, sapwood, conversion]			
<b>c 90H ARW = 140/90</b> Slightly off radial at stop for off scarf (see drawing). lower edge nearest centre Two knotty areas inboard with chip marks.			
Recommended action: [samples, additional photos, moulding, queries and problems]			
Photo blind treenail near forward scarf. Check for <del>plugged</del> plugged nail hole in P3 (see drawing) Photo of 3 deeper scribed lines on lower outboard edge.			
Cleaned:	Recorded:	Photos:	
07.09.05 AK, MH, TNJ	Hpm 13/09/05	2/03/06 MMR IN: TOOL MARKS (AXE), UNFINISHED TREENAIL OUT: <del>WOOD</del> HIS LINES, PLUGGED HOLE, ADD NAILS + UNFINISHED TREENAIL	
Checked: [corrections needed]		Initials & Date:	
1 of 3 deeper lines on lower outboard edge missed?		NN 11/10/05	
Corrections Done [desktop, Faro Arm?]:		Initials & Date:	

D/B

577 8.2.7

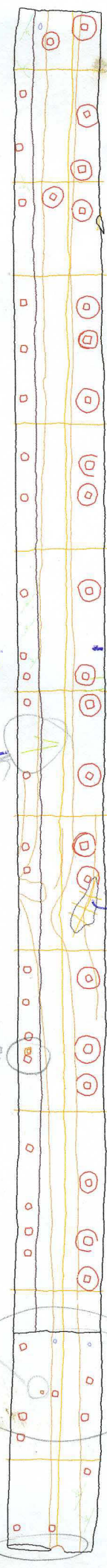
unfaded  
thermal photo

photo

photo

photo

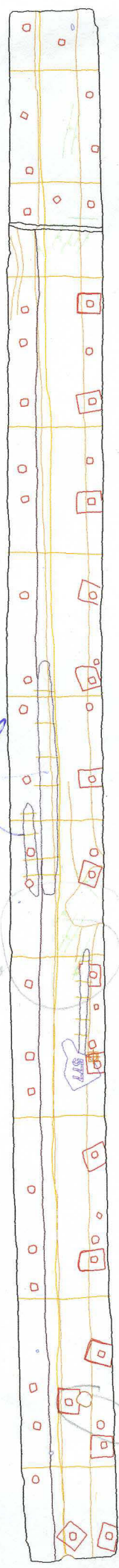
apod sealed lines



3 2mm wide 1mm deep, curved fibre lines, One not recorded.

apod

tearings



edge marks  
? pressed  
main part.

use - check  
for a P3

blind  
lines

photo

