


Cow Tag 6/2 Function Code

Brief Description: [timber element, p/s, condition, fragments]  
Fragments from S20-6B/S20-7, F52/53

Notable Features: [tool marks, scribed lines, decoration, repairs] POINTS TO LOOK OUT FOR WHEN RECORDING  
DB 09/12/09

T.1	T.2	T.3	T.4	T.5	T.6	T.7	

Wood Science: [rings, ARW, knots, sapwood, conversion]



Recommended action: [samples, additional photos, moulding, queries and problems]

Cleaned: <u>VT</u> <u>26/09/06</u>	Recorded:	Photos:
---------------------------------------	-----------	---------

Checked: [corrections needed]	Initials & Date:
-------------------------------	------------------

Corrections Done [desktop, Faro Arm?]:	Initials & Date:
--	------------------

Cow Tag

612

Function Code

Stave

Brief Description: [timber element, p/s, condition, fragments]

S20.6B/S20.7) F52/F53. Barrel stave fragment.

34.5cm x 8.5cm x 2cm

Notable Features: [tool marks, scribed lines, decoration, repairs] POINTS TO LOOK OUT FOR WHEN RECORDING

Small nail hole where cowtag was attached. part of stave, broken along its length - full width unknown. Wide core - 8mm wide, 6mm deep. Howel and chamfered end. Opposite end is damaged. Chamber is 1.5cm wide and steep. Unusual stave, thick and very wide core.

T.1

T.2

T.3

T.4

T.5

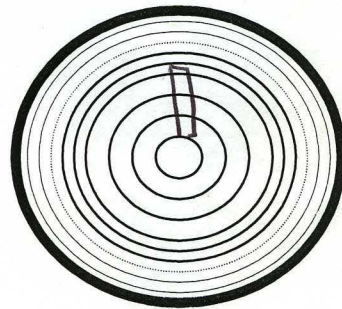
T.6

T.7

T.8

Wood Science: [rings, ARW, knots, sapwood, conversion]

radially cleft  
No sapwood.  
Approx 25 rings  
straight grained  
No knots



Recommended action: [samples, additional photos, moulding, queries and problems]

Photo. Wood I.D. #  
scan

Cleaned:

Recorded:

Photos:

EMC 29/10/10

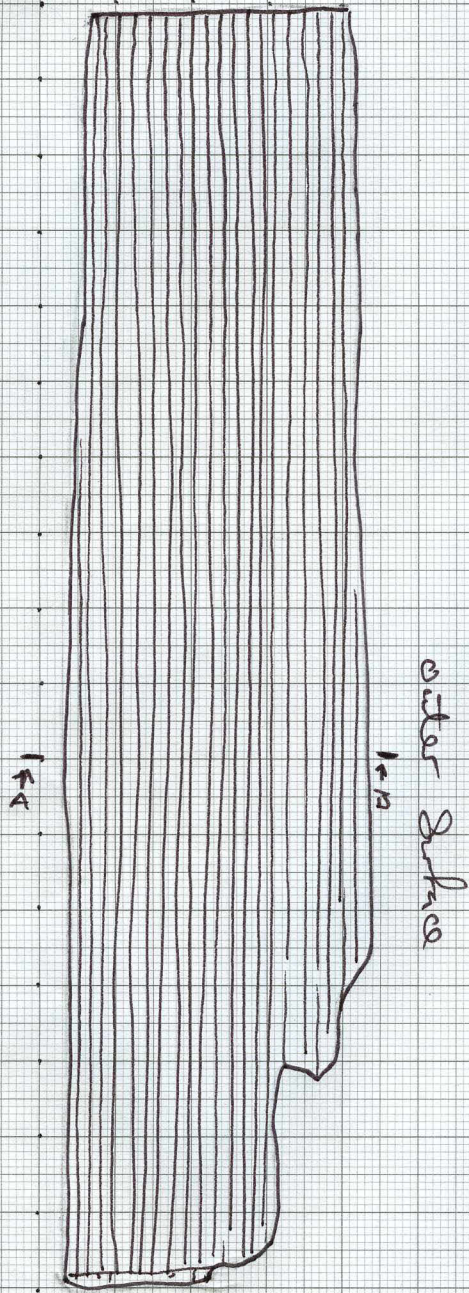
21/11/07 CJ

Checked: [corrections needed]

Initials & Date:

Corrections Done [desktop, Faro Arm?]:

Initials & Date:



Profile

