


NYCC HER	
SNY	12749
ENY	4586
CNY	
Parish	2011
Rec'd	

BEDALE PRIMARY SCHOOL ARCHAEOLOGY DAYS

BEDALE, NORTH YORKSHIRE

ARCHAEOLOGICAL HOLE DIGGING



JB Archaeological Services

On behalf of
 John Buglass
 Rosbank
 Newby Wike
 Northallerton
 Bedale Primary School


01609 773764
johnbuglass@yahoo.com

July 2009

THE NORTH YORKSHIRE ARCHAEOLOGICAL SOCIETY

REPORT OF THE SOCIETY'S FIELDWORK

EXCAVATION OF THE SITE



by John Buglass

John Buglass Archaeological Services
Rosebank
Newby Wiske
Northallerton
North Yorkshire
DL7 9EX

01609 773764

johnbuglass@yahoo.com

BEDALE PRIMARY SCHOOL ARCHAEOLOGY DAYS

JB Archaeological Services was commissioned to run a three day excavation on the school field adjacent to Bedale Primary School, Bedale. The project consisted of three classes from the school being involved in both excavation and finds handling. One class took part per day and was divided into two groups. One group was based in the class room and carried out a series of finds handling tasks in order to complete the work sheet below. The other group took part in the excavation of a 6x1m trench located near the northern end of the school playing field (Figure 1). At lunchtime the two groups swapped activities. For one day the pupils had an opportunity to see a metal detector in action courtesy of one of the parents.

The location of the trench was chosen simply to be out of the way of any activities on the playing field and no archaeological assessment had been carried out beforehand.

The results of the excavation were that in at least the northern end of the field there is a layer of topsoil (c.0.07m thick) which overlies what appears to be a levelling layer (c.0.5m thick) which is a mixture of imported topsoil and 'Victorian' domestic refuse along with a small amount of building debris (brick fragments, wall plaster etc.). Below this there was a c.0.20m thick relic plough soil which contained c.10 fragments of abraded medieval pottery – probably the result of manuring from the earlier settlement of Bedale. Some of the medieval fragments appeared to be 13/14th century though I am no expert in this.

Other finds included a 19th century horse brass, 1960s toy London bus, numerous fragments of late 18th early 19th century pottery, butchered animal bone, iron nails etc.

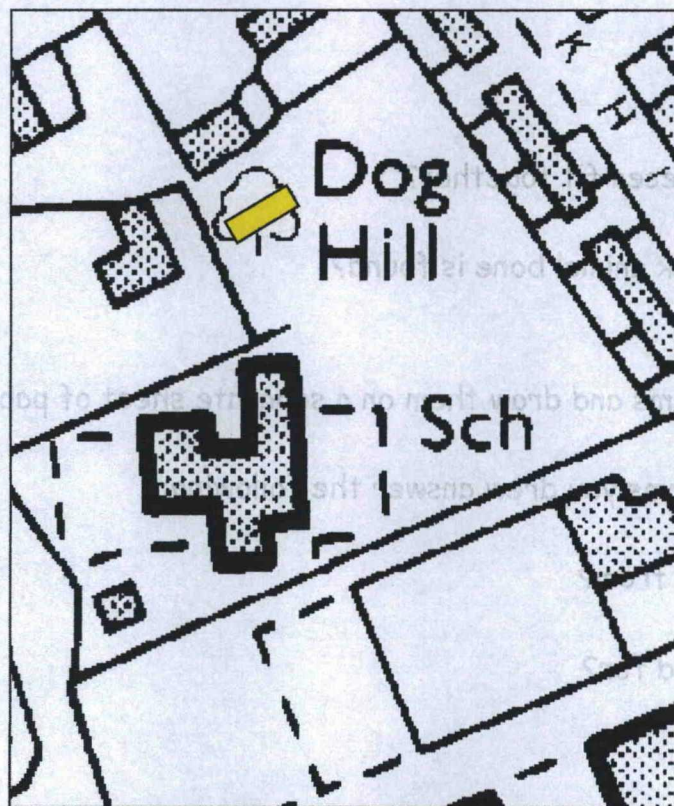


Figure 1. Approximate position of trench. Not to scale.

OS Licence number 100048796

BEDALE SCHOOL ARCHAEOLOGY DAYS

You have a bag of objects found on an archaeological site and they need to be sorted into the different types and then counted. Can you sort the objects out into the following groups:

Object	Number
Blue and white pottery	
Brown and black pottery	
Yellow and other colours	
Clay pipe stems	
Clay pipe bowls	
Glass	
Bone	

Which is the commonest type of object?

Now you have done this give three reasons why you think there are different types of pottery:

- 1
- 2
- 3

Do any of the pieces fit together?

Why do you think animal bone is found?

Select three items and draw them on a separate sheet of paper.

Of the three items you drew answer the following:

What is it made from?

What was it used for?

How old is it?

How was it made?

Dear peter ★

I had a grate
time please come
agen to thech us
moure we all hade
a grate time
Thank-you.

from
Sophie Bell

To putur


I had a wonderful time
at the acurology 1 wgs!
and do it evy Day as
well it was gaurin when
the canur pupur fel wrr.

from Helena

To Peter thank you for showing us all about the
viking stuff it was really fun we were glad about
it. We g spased lancher of Petering and we liked
so much about it so thank you so much

from Isla and class.

Wood



Wood

for...

TO JOHN
THANK YOU
FOR VISITING
US WE HAD
FUN!
HAPPY
AUGUST