



Plate 13. Trench 7. Gullies 7030 and 7061. Facing North.



Plate 14. Trench 7. Ditch 7034. Facing East.




Plate 15. Trench 7. Wall 7028. Facing East.



Plate 16. Trench 7. Surfacing 7026. Facing East.



Plate 17. Trench 7. Wall 7011. Facing East.



Plate 18. Trench 7. Floor 7021. Facing North.




Plate 19. Trench 7. Linear 7018. Facing East.




Plate 20. Trench 8. Furrow 8006 and Pit 8004. Facing West.



Plate 21. Trench 17. Pit 17013. Facing North.



Plate 22. Trench 9. Ditches 9013 and 9014. Facing South.



Plate 23. Trench 9. Postholes 9006, 9005, 9008 and 9010.
Facing South.



Plate 24. Trench 9. Trackway Surface 17019. Facing East.




Plate 25. Trench 9. Cobble Raft 9043 and Postholes 9048 and 9050. Facing North.




Plate 26. Trench 17. Ditch 17004. Facing North.




Plate 27. Trench 17. Ditch 17015. Facing North.




Plate 28. Trench 10. Feature 10005. Facing North.




Plate 29. Trench 12. Ditch 12004. Facing North West.




Plate 30. Trench 13. Ditch 13007. Facing South.



Plate 31. Trench 13. Pit 13019. Facing South-west.



Plate 32. Trench 13. Gullies 13009 and 13011. Facing North.




Plate 33. Trench 13. Posthole 13013. Facing South.



Plate 34. Trench 14. Gully 14017. Facing North.



Plate 35. Trench 14. Trackway 14018. Facing West.




Plate 36. Trench 14. Ditches 14005 and 14009. Facing North.




Plate 37. Trench 15. Ditch 15006. Facing South.



Plate 38. Trench 15. Gully 15010. Facing North.




Plate 39. Trench 22. Pit 22020, 22032, 22034 and 22036.
Facing South.



Plate 40. Trench 22. Pits 22007, 22009, 22011 and 22013; Gullies
22016 and 22018. Facing West.



Plate 41. Trench 22. Pottery in Pit 22007. Facing South.



Plate 42. Trench 22. Ditch 22014. Facing North.




Plate 43. Trench 23. Ditch 23006. Facing West.



Plate 44. Trench 32. Ditch 32003. Facing West.



Plate 45. Trench 34. Pit 34003. Facing North.



Plate 46. Trench 35. Pits at North end of Trench. Facing South.



Plate 47. Trench 35. Pit 35007. Facing West.



Plate 48. Trench 35. Ditch 35012. Facing West.



Plate 49. Trench 35. Foundation 35003. Facing West.




Plate 50. Trench 85. Ditch 85005 and Re-cut 85003. Facing East.




Plate 51. Trench 85. Ditch 85007. Facing East.



Plate 52. Trench 87. Ditch 87003. Facing North-east.



Plate 53. Trench 87. Ditch 87006. Facing South.



Plate 54. Trench 111. Ditch 111003. Facing South.