



Plate 1. View of northern half of the site. Facing north-east.



Plate 2. View of the southern boundary of the site. Facing east.



Plate 3. Trench 1. Pre-excavation. Facing south.



Plate 4. Trench 1. Ditch 1006. East facing section. Facing west.



Plate 5. Trench 2. Pre-excavation. Facing west.



Plate 6. Trench 3. Pre-excavation. Facing east.




Plate 7. Trench 3. Ditch 3004. North facing section. Facing south.




Plate 8. Trench 3. Ditch 3010/3012. North facing section. Facing south.



Plate 9. Trench 4. Pre-excavation. Facing east.




Plate 10. Trench 4. Ditch 4017. South facing section. Facing north.




Plate 11. Trench 4. Ditches 4021 & 4031. South facing section. Facing north.




Plate 12. Trench 6. Ditch 6003. North-east facing section. Facing south-west.



Plate 13. Trench 7. Pre-excitation. Facing west.



Plate 14. Trench 7. Pit 7009. South facing section. Facing north.




Plate 15. Trench 7. Ditch 7014. West facing section. Facing east.



Plate 16. Trench 8. Pre-excavation. Facing west.



Plate 17. Trench 8. Pre-excavation. Facing east.




Plate 18. Trench 8. Ditches 8017 & 8018. North facing section. Facing south.



Plate 19. Trench 9. Pre-excavation. Facing north.



Plate 20. Trench 9. Ditch 9011. South facing section. Facing north.



Plate 21. Trench 10. Pre-excavation. Facing south.




Plate 22. Trench 10. Ditch 10014. South facing section. Facing north.



Plate 23. Trench 11. Ditches 11004 & 11007. Facing north-north-east.



Plate 24. Trench 11. Ditch 11004. West facing section. Facing east.




Plate 25. Trench 12. Pre-excavation. Facing north.



Plate 26. Trench 12. Ditches 12007 & 12008. Facing south-west.



Plate 27. Trench 13. Ditches 13009 & 13006. Facing north.



Plate 28. Trench 13. Ditches 13009, 13006 & 13010. Facing north.



Plate 29. Trench 1 Extension. Facing North.



Plate 30. Trench 5 Extension. Facing North.



Plate 31. Trench 16 Extension. Facing North.




Plate 32. Trench 16. Ditches 16010, 16012, 16028. Facing South.

APPENDIX 1

| Context No. | Description |
|-------------|--|
| 1001 | Deposit, 10YR 3/3 loamy clay, topsoil |
| 1002 | Deposit Sandy clay, 10YR 5/6 Sub soil |
| 1003 | Deposit, 10YR 7/5 sandy clay |
| 1004 | Deposit, 10YR 6/4 Clay |
| 1005 | Deposit, 7 5YR 7/4 clay, Fill of ditch |
| 1006 | Cut of sub circular feature |
| 1007 | Deposit, 10YR 7/5 sandy clay, Secondary fill |
| 1008 | Ditch |
| 1009 | Deposit, 10YR 6/5 clay fill of ditch 1008 |
| 1010 | Deposit, 10YR 6/5 sand |
| 1011 | Deposit, 10YR 5/4 sandy clay Fill of ditch 1008 |
| 1012 | Deposit, 10YR 6/5 sandy silt Fill of ditch 1008 |
| 1013 | Deposit, 10YR 4/5 clay Fill of ditch 1008 |
| 1014 | Ditch |
| 1015 | Deposit, 10YR 4/3 clay, fill of ditch 1014 |
| 1016 | Deposit 10YR 5/6 Sandy clay, fill of ditch 1014 |
| 1017 | Deposit, 10YR 5/6 Clay, fill of ditch 1014 |
| 2000 | Trench 2 |
| 2001 | Deposit, 10YR 3/3 loamy clay, topsoil |
| 2002 | Deposit Sandy clay, 10YR 5/6 Sub soil |
| 2003 | Cut - 7furrow |
| 2004 | Cut - 7furrow |
| 2005 | Deposit, Sandy clay, 10YR 5/6 fill of 2003 |
| 2006 | Deposit, Sandy clay, 10YR 5/6 fill of 2004 |
| 3001 | |
| 3002 | Deposit, 10YR 3/3 loamy clay, topsoil |
| 3003 | Deposit Sandy clay, 10YR 5/6 Sub soil |
| 3004 | Cut of ditch/gully |
| 3005 | Deposit, 10YR 5/8 silty clay, fill of ditch 3004 |
| 3006 | Deposit, 10YR 6/5 silty clay Fill of ditch 3004 |
| 3007 | Cut - depression/scoop |
| 3008 | Deposit, 10YR 7/6 silty clay Fill of cut 3006 |
| 3009 | Natural depression |
| 3010 | Cut of ditch/gully = 3012 |
| 3011 | Deposit, 10YR 5/8 Silty sand |
| 3012 | Ditch = 3010 |
| 3013 | Deposit, 10YR 7/6 sandy silt |
| 3014 | Deposit, 10YR 3/3 clay, fill of ditch 3010/3012 |
| 4000 | Trench cut/ outline |
| 4001 | Deposit, 10YR 3/3 loamy clay, topsoil |
| 4002 | Deposit Sandy clay, 10YR 5/6 Sub soil |
| 4003 | Deposit, Sandy clay, natural |
| 4004 | Deposit, Sandy clay, natural |
| 4005 | Deposit, Silty, sandy clay, fill of land drain |
| 4006 | Deposit, Ceramic, land drain |
| 4007 | Cut of land drain |
| 4008 | Deposit, 7 5YR 5/6 Clay, fill of impression |
| 4009 | Deposit, 7 5YR 4/6 Silty clay, |

| | |
|------|--|
| 4010 | Deposit, 7 5YR 4/6 Silty clay |
| 4011 | Deposit, 7 5YR 4/6 Silty clay |
| 4012 | Deposit, 10YR 4/6 Clay, fill of ditch |
| 4013 | Deposit, Silty clay, natural |
| 4014 | Deposit, Sandy clay, natural |
| 4015 | Deposit, Sandy clay, natural |
| 4016 | Number not used |
| 4017 | Cut of ditch |
| 4018 | Deposit, Silt, natural |
| 4019 | Deposit, Clayey silt, natural |
| 4020 | Deposit, 7 5YR 5/6 Silty clay, fill of ditch |
| 4021 | Cut of ditch |
| 4022 | Cut of ditch |
| 4023 | Deposit, 10YR 5/2 Silty clay, |
| 4024 | Deposit, 10YR 5/4 Silty clay, fill of ditch 4021 |
| 4025 | Deposit, 10YR 4/6 Silty clay, fill of ditch 4021 |
| 4026 | Deposit, 10YR 4/6 Silty clay with limestone inclusions, fill of ditch 4021 |
| 4027 | Deposit, 10YR 3/3 Clay with occasional limestone, slump in ditch 4021 |
| 4028 | Deposit, 10YR 3/4 Sandy silty sandy clay with limestone |
| 4029 | Deposit, 10YR 5/4 Clay with occasional limestone, fill of ditch 4022 |
| 4030 | Deposit, 10YR 3/3 Sandy clay, fill of ditch 4031 |
| 4031 | Cut of ditch |
| 4032 | Deposit, 10YR 4/6 Clay with occasional limestone, fill of ditch 4022 |
| 4033 | Deposit, 10YR 6/8 silty clay & limestone, fill of ditch 4022 |
| 4034 | Stake |
| 4035 | Stake |
| 4036 | Stake |
| 4037 | Stake |
| 4038 | Stake |
| 4039 | Stake |
| 4040 | Stake |
| 4041 | Stake |
| 4042 | Stake |
| 4043 | Stake |
| 4044 | Deposit, 10YR 4/3 Sandy clay, fill of ditch 4031 |
| 4045 | Deposit, 10YR 5/6 Sandy clay with occasional limestone, fill of ditch 4022 |
| 4046 | Deposit, 10YR 4/3 slightly silty sandy clay, fill of ditch 4022 |
| 4047 | Deposit, 10YR 4/4 Sandy clay, fill of ditch 4022 |
| 4048 | Deposit, 10YR 5/6 Sandy clay, fill of ditch 4022 |
| 4049 | Deposit, 10YR 4/3 Silty sandy clay, fill of ditch 4054 |
| 4050 | Deposit, 10YR 3/2 Silty clay, fill of ditch 4054 |
| 4051 | Deposit, 10YR 5/4 Silty clay, fill of ditch 4053 |
| 4052 | Deposit, 10YR 4/3 Silty clay, fill of ditch 4031 |
| 4053 | Cut of ditch |
| 4054 | Cut for ditch |
| 4055 | Stake |
| 5000 | Trench cut/ outline |
| 5001 | Deposit, 10YR 3/3 loamy clay, topsoil |
| 5002 | Deposit Sandy clay, 10YR 5/6 Sub soil |
| 5003 | Deposit, Crushed mortar |
| 5004 | Deposit, 7 5YR 4/4 Clay |
| 5005 | Deposit, 7 5YR 4/2 Clay |
| 5006 | Deposit, 7 5YR 4/4 Clay |
| 5007 | Deposit, 7 5YR 4/2 Clay |
| 5008 | Deposit, 10YR 4/4 Clay |

| | |
|------|---|
| 5009 | Cut of ditch |
| 5010 | Deposit, 10YR 3/3 loamy clay, fill of Pesthole 5011 |
| 5011 | Cut for modern pesthole |
| | |
| 6001 | Deposit, 10YR 3/4 Clay, fill of animal grave 6020 |
| 6002 | Deposit, 10YR 3/4 Clay, fill of post hole 6021 |
| 6003 | Cut of ditch |
| 6004 | Deposit, 10YR 4/2 Silty clay |
| 6005 | Deposit, 10YR 4/3 Clay, fill of ditch 6003 |
| 6006 | Deposit, 10YR 4/4 Clay, fill of ditch 6003 |
| 6007 | Deposit, 10YR 5/6 Sandy clay, fill/ dumping of ditch 6003 |
| 6008 | Deposit, 10YR 5/3 Clay, fill of ditch 6010 |
| 6009 | Deposit, 10YR 3/4 Clay, fill of ditch 6010 |
| 6010 | Cut of ditch |
| 6011 | Deposit, 10YR 4/3 Clay, fill of ditch 6010 |
| 6012 | Deposit, 7 5 YR 5/4 Clay, fill of ditch 6014 |
| 6013 | Deposit, 7 5YR 5/3 Clay, pnmry fill ditch 6014 |
| 6014 | Cut of ditch |
| 6015 | Deposit, 10YR 5/4 Clay, fill of ditch 6003 |
| 6016 | Deposit, 10YR 4/3 Clay, fill of ditch 6003 |
| 6017 | Deposit, 7 5 YR 5/6 Clay, fill of ditch 6003 |
| 6018 | Deposit, 10YR 5/3 Clay, fill of ditch 6010 |
| 6019 | Deposit, 10YR 4/2 Silty clay |
| 6020 | Cut of Animal grave |
| 6021 | Cut of Modern post |
| | |
| 7001 | Deposit, 10YR 4/4 Slightly silty clay, Sub soil |
| 7002 | Deposit, 10YR 5/8 Clay, fill of sub circular feature |
| 7003 | Cut of sub circular feature |
| 7004 | Deposit, 10YR 5/4 Clay, fill of circular pit 7005 |
| 7005 | Cut of sub circular feature |
| 7006 | Deposit, 10YR 5/3 Clay, fill of pit 7009 |
| 7007 | Deposit, 10YR 6/4 Clay, fill of pit 7009 |
| 7008 | Deposit, 10YR 5/2 Clay, fill of ditch 7014 |
| 7009 | Cut of pit |
| 7010 | Deposit, 10YR 5/4 Clay, fill of pit 7011 |
| 7011 | Cut of pit |
| 7012 | Deposit, 10YR 6/6 Clay, fill of ditch 7013 |
| 7013 | Cut of ditch |
| 7014 | Cut of ditch |
| 7015 | Deposit, 10YR 5/3 Silty clay fill of ditch 7014 |
| 7016 | Deposit, 10YR 4/4 Silty clay fill of ditch 7014 |
| 7017 | Deposit, 10YR 4/2 Silty clay fill of ditch 7014 |
| | |
| 8001 | Deposit, 10YR 3/3 loamy clay, topsoil |
| 8002 | Deposit Sandy clay, 10YR 5/6 Sub soil |
| 8003 | Deposit, 7 5YR 4/6 Clay, fill of ditch = 8014 |
| 8004 | Deposit, 7 5 4/6 Clay |
| 8005 | Deposit, 10YR 4/3 Sandy clay |
| 8006 | Deposit, 10YR 5/4 Sandy clay, fill of natural depression 8011 |
| 8007 | Deposit, 10YR 5/6 Sandy clay, fill of natural depression 8011 |
| 8008 | Deposit, 10YR 5/8 Sandy clay, fill of natural depression 8011 |
| 8009 | Number not used |
| 8010 | Number not used |
| 8011 | Cut of natural impression |
| 8012 | Cut of ditch |

| | |
|-------|---|
| 8013 | Deposit, 10YR 4/3 Clay |
| 8014 | Deposit, 10YR 5/3 Clay, fill of ditch 8012 = 8003 |
| 8015 | Deposit, 10YR 5/4 Silty clay, fill of ditch 8012 |
| 8016 | Not used |
| 8017 | Cut of ditch |
| 8018 | Cut of ditch |
| 8019 | Cut of pesthole |
| 8020 | Cut of pit/tree bowl |
| 8021 | Cut of drain |
| 8022 | Cut of drain |
| 8023 | Deposit, 10YR 5/3 Clay, fill of ditch 8017 |
| 8024 | Deposit, 10YR 5/4 Clay, fill of ditch 8017 |
| 8025 | Deposit, 10YR 5/3 Clay, fill of ditch 8018 |
| 8026 | Deposit, 10YR 5/4 Silty clay, fill of ditch 8017 |
| 8027 | Deposit, 10YR 5/3 Silty clay, fill of ditch 8017 |
| | |
| 9001 | |
| 9002 | Deposit, 10YR 3/3 loamy clay, topsoil |
| 9003 | Deposit Sandy clay, 10YR 5/6 Sub soil |
| 9004 | Deposit, 10YR 5/2 Silty clay, fill of ditch 9011 |
| 9005 | Deposit, 10YR 5/3 Clay, fill of ditch 9011 |
| 9006 | Deposit, 10YR 5/2 Clay, fill of ditch 9008 |
| 9007 | Deposit, 10YR 4/3 Clay, fill of ditch 9008 |
| 9008 | Recut of Ditch 9011 |
| 9009 | Cut of ditch |
| 9010 | Deposit, 10YR 5/3 Slightly silty clay, fill of ditch 9011 |
| 9011 | Cut of ditch |
| | |
| 10001 | Deposit, 10YR 3/3 loamy clay, topsoil |
| 10002 | Deposit Sandy clay, 10YR 5/6 Sub soil |
| 10003 | Deposit, 10YR 5/2 Silty clay, fill of ditch 10014 |
| 10004 | Deposit, 10YR 5/4 Silty clay |
| 10005 | Deposit, 10YR 4/1 Silty clay, fill of dog burial 10010 |
| 10006 | Deposit, 10YR 5/3 Silty clay |
| 10007 | Deposit, 10YR 5/4 Silty clay |
| 10008 | Deposit, 10YR 5/2 Clay |
| 10009 | Deposit, 10YR 5/3 Silty clay |
| 10010 | Cut of animal grave |
| 10011 | Skeleton - dog burial |
| 10012 | Deposit, 10YR 5/3 Clay |
| 10013 | Deposit, 10YR 5/3 Silty clay |
| 10014 | Cut of ditch |
| | |
| 11000 | Cut of trench/ outline |
| 11001 | Deposit, 10YR 3/3 loamy clay, topsoil |
| 11002 | Deposit Sandy clay, 10YR 5/6 Sub soil |
| 11003 | Deposit, 10YR 4/4 Clay |
| 11004 | Cut of ditch |
| 11005 | Deposit, 10YR 5/8 Clay, fill of ditch 11004 |
| 11006 | Deposit, 10YR 5/8 Silty sandy clay with organic material, fill of ditch 11004 |
| 11007 | Deposit, 10YR 5/3 Clay, fill of ditch segment 11004 |
| 11008 | Deposit, 10YR 5/3 Clay, fill of ditch segment 11009 |
| 11009 | Cut of Ditch |
| | |
| 12001 | Deposit, 10YR 3/3 loamy clay, topsoil |
| 12002 | Deposit Sandy clay, 10YR 5/6 Sub soil |

| | |
|-------|---|
| 12003 | Deposit, 10YR 4/4 Clay, fill of ditch 12008 |
| 12004 | Deposit, 10YR 4/6 Clay, fill of ditch 12007 |
| 12005 | Deposit, 10YR 4/4 Clay, fill of ditch 12007 |
| 12006 | Deposit, 10YR 5/4 Clay, fill of ditch 12007 |
| 12007 | Cut of ditch |
| 12008 | Cut of ditch |
| 12009 | Deposit, 10YR 5/4 clay |
| 13000 | Trench 13 |
| 13001 | Deposit, 10YR 3/3 loamy clay, topsoil |
| 13002 | Deposit Sandy clay, 10YR 5/6 Sub soil |
| 13003 | Deposit, Clay, fill of ditch 13006 |
| 13004 | Deposit, 5 4/5 Silty clay, secondary fill of ditch 13006 |
| 13005 | Deposit, 10YR 5/4 Silty clay, primary fill of ditch 13006 |
| 13006 | Cut of ditch |
| 13007 | Deposit, 10YR 5/6 Clay, fill of ditch 13009 |
| 13008 | Deposit, 5YR 5/4 Silty sand, fill of ditch 13009 |
| 13009 | Cut of ditch |
| 13010 | Cut of ditch |
| 13011 | Deposit, 10YR 5/6 Clay, fill of ditch 13010 |
| 13012 | Deposit, 10YR 5/8 Clay, fill of ditch 13010 |
| 13013 | Deposit, 10YR 4/5 Sandy clay, fill of ditch 13010 |
| 13014 | Deposit, 10YR 5/4 clay |
| 14000 | Cut of trench/ outline |
| 14001 | Deposit, 10YR 3/3 loamy clay, topsoil |
| 14002 | Deposit Sandy clay, 10YR 5/6 Sub soil |
| 14003 | Deposit, limestone |
| 14004 | Deposit, 10YR 5/4 Silty clay |
| 16001 | Deposit, 10YR 3/3 loamy clay, topsoil |
| 16002 | Deposit Sandy clay, 10YR 5/6 Sub soil |
| 16003 | Cut of ditch |
| 16004 | Deposit, 10YR 5/4 Clay, fill of ditch 16003 |
| 16005 | Deposit, 10YR 5/4 Silty clay, fill of ditch 16006 |
| 16006 | Cut of ditch |
| 16007 | Deposit, 10YR 4/4 Clay, fill of Ditch 16010 |
| 16008 | Deposit, 10YR 5/4 Silty clay, fill of ditch 16010 |
| 16009 | Deposit, 10YR 5/6 Silty clay, fill of ditch 16010 |
| 16010 | Cut of ditch segment |
| 16011 | Deposit, 10YR 4/6 Silty clay, fill of ditch 16012 |
| 16012 | Cut of ditch |
| 16013 | Deposit, 10YR 4/6 Clay, fill of ditch 16014 |
| 16014 | Cut of ditch |
| 16015 | Deposit, 10YR 5/8 Clay, fill of post hole 16016 |
| 16016 | Cut of post hole |
| 16017 | Deposit, 10YR 5/8 Clay, fill of post hole 16018 |
| 16018 | Cut of post hole |
| 16019 | Deposit, 10YR 5/8 Clay fill of post hole 16020 |
| 16020 | Cut of post hole |
| 16021 | Deposit, 10YR 5/6 Clay, fill of feature 16023 |
| 16022 | Deposit, 10YR 5/8 Clay, primary fill of feature |
| 16023 | Cut of feature |
| 16024 | Deposit, 7 5YR 5/6 Silty sandy clay, fill of 16025 |
| 16025 | Cut of possible pit |

| | |
|-------|--|
| 16026 | Deposit, Clay, fill or variation in the natural |
| 16027 | Deposit, 10YR 5/6 Sandy clay, fill of linear feature 16027 |
| 16028 | Cut of Ditch terminal |
| 16029 | Deposit, 10YR 5/6 Clay, fill of Ditch 16003 |

APPENDIX 2

Finds Catalogue

| Context | S F No | Type | Quantity | Description | Weight (g) |
|---------|--------|-------------|----------|--|------------|
| 1005 | | Animal Bone | 1 | Fragment | 10g |
| 1015 | | Pottery | 21 | 17 Gritty ware - 3 rims 2 Splashed ware 1 ?Samian - abraded 1? Medieval | 250g |
| | | Animal Bone | 16 | Fragments | 800g |
| 3002 | | Pottery | 7 | 6 Gritty ware - 2 body, 4 rims 1 Staffordshire slip ware CBM 1 fragment | 120g |
| 3005 | | Animal Bone | 1 | Fragment | 10g |
| 4009 | | Pottery | 1 | Gritty ware | 25g |
| 4010 | | Animal Bone | 15 | Fragments | 400g |
| 4023 | | Pottery | 1 | Gritty ware | 20g |
| | | Animal Bone | 2 | Fragments | 50g |
| 6004 | | Pottery | 2 | Gritty ware | 10g |
| 6019 | | Pottery | 1 | Gritty ware - 1 base | 10g |
| | | Animal Bone | 1 | Fragment | 20g |
| 7001 | | Pottery | 6 | 1 Calotte gritted 5 Gritty ware | 50g |

| | | | | |
|-------|-------------|----|---|------|
| 7004 | Pottery | 1 | Earthenware | 10g |
| 7006 | Pottery | 12 | 10 Gritty ware - 1 nm 1 Beverley Type 1 1 Beverley Type 2 | 100g |
| 7010 | Pottery | 2 | Gritty ware | 10g |
| | Animal Bone | 1 | Fragment | 40g |
| 7015 | Pottery | 7 | 7 Gritty ware - 1 rim, 1 base | 200g |
| | | 2 | CBM - Roman | |
| 8002 | Pottery | 2 | 1 Beverley Type 1 1 Pearl ware | 20g |
| | Animal Bone | 20 | Fragments | 600g |
| 8023 | Pottery | 4 | 2 Gntty ware - 1 rim 2 Beverley Type 2 | 80g |
| | Animal Bone | 16 | Fragments | 100g |
| 8014 | Pottery | 5 | 1 ?Roman 3 Gritty ware 1 Splashed ware | 50g |
| | Animal Bone | 2 | Fragments | 100g |
| 9004 | Pottery | 4 | 4 joining Black ware (Wrenthorpe) - part of handled jar | 500g |
| | Animal Bone | 39 | Fragments | 100g |
| 9005 | Pottery | 5 | 1 Gritty ware 4 joining early Humber ware | 40g |
| | Animal Bone | 55 | Fragments | 625g |
| 10005 | Pottery | 1 | 1 Gritty ware | 10g |
| | Animal bone | | Dog skeleton | |



| | | | | |
|-------|-------------|----|--------------------------------|------|
| 11003 | Coin | 1 | Silver coin | |
| | Pottery | 15 | 15 Gritty ware - 2 nms, 1 base | 150g |
| 11005 | Pottery | 3 | 3 Gritty ware | 25g |
| | Animal Bone | 1 | Fragment | 25g |

APPENDIX 3

Assessment of Animal Bone

| Context | No | Weight | Taxon | Element | F/NF | Part of Element | Butchery | Notes |
|---------|----|--------|--------------|------------------------|------|-------------------------------|---------------------------|--------------------------|
| 1005 | 1 | 10g | Bos t sized | Rib | | Shaft/body frag | | |
| 1015 | 16 | 800g | Bos t | Humerus | Df | Prox Shaft & dist, shaft & ep | | Weathered, root action |
| | | | Bos t | Horn core | | Part of skull attached | | Joins together |
| | | | Bos t | Horn core | | Horn core | | |
| | | | Equus? | Tooth | | Molar - no root | | |
| | | | Bos t | Tooth | | Molar | | |
| | | | Ovis a | Tooth | | Molar - no root | | |
| | | | Ovis a | Lower mandible & molar | | Lower mandible & molar | | |
| | | | Sus s | Metapodial | Pf | Prox ep & shaft | Marrow cracked | Weathered, root action |
| | | | Ovis a sized | Rib | | Body frag | | Weathered, root action |
| | | | Ovis a sized | Radius/ | | Shaft frag | pos Marrow cracked | Heavily weathered |
| | | | | Metacarpal? | | | | |
| | | | Bos t sized | Radius | | Shaft frag | pos Marrow cracked | Heavily weathered |
| | | | Ovis a sized | Humerus | | Prox & distal | | Fresh breaks & weathered |
| | | | Ovis a sized | Femur | PNf | Prox unfused | pos chopped | Weathered |
| | | | Bos t sized | 2 frags | | 2 frags | | Weathered |
| 3005 | 1 | 10g | Bos t sized | Rib frag | | Rib body frag | | Slight weathenng |
| 4010 | 15 | 400g | Bos t | Tibia | Df | Prox & distal shaft, dis ep | | Ffresh break |
| | | | Bos t | Tibia | Pf | Prox ep & shaft | Pos longitudinally sliced | |

| | | | | | | | | |
|----------|----|--------|--------------|-------------------|-------|-----------------------------|------------------------------|-------------------------------------|
| | | | Ovis a | Molar (x3) | | No roots 90% complete | | |
| | | | Equus/bos t? | Carpal tarsal x 2 | f | Complete | | |
| | | | Ovus a sized | Radius frag/ | | Shaft frag | | Fresh breaks & weathered |
| | | | Bos t sized | Metacarpal | | Body frag? | | Fresh break |
| | | | Bos t sized | Vertebrae frag | | Shaft frag | | Fresh break |
| | | | Ovis a sized | Tibia frag | | Shaft frag | | Weathered |
| | | | | Shaft frag | | | | |
| Context | No | Weight | Taxon | Element | F/NF | Part of Element | Butchery | Notes |
| 4010 con | | | Bos t sized | 2 frags | | 2 frags | | Weathered, fresh break |
| | | | Bird? | Femur x 2 | Pf/Df | Complete | | |
| | | | Bird? | Long bone femur | | Shaft frag | | Weathered |
| 4023 | 2 | 50g | Sus s | Scapula | | Neck, blade & part of spine | Blade broken & spine removed | Root action, weathered |
| | | | Bos t sized | Pelvis | F | Part of Acelabalum | Heavily gnawed, pos chop | Weathered |
| | | | | | | & pos Ishium | modern | |
| 6019 | 1 | 25g | Equus | Tooth | | Incisor | | Worn |
| 7010 | 1 | 25g | Bos t sized | Frag | | Shaft frag | | |
| 8002 | 18 | 600g | Bos t | Tooth | | Molar | | Quite worn |
| | | | Bos t ? | Tibia (x 6) | | Prox & dist shaft x 2 | Cuts may be modern, possibly | 6 frags join together, fresh breaks |
| | | | | | | | some gnawing | bone quire weathered |
| | | | bos t ? | Radius (l) | Df | Shaft frags x 4 | | joins with above |
| | | | bos t ? | Radius (r) | | Dist ep & shaft | Heavily gnawed | Weathered |
| | | | Ovis/Sus siz | Pelvis | Nf | Mid shaft - no eps | Pos sliced | Weathered |
| | | | | | | Acelabalum & Ishium | | |
| | | | Bos t sized | Radius frag | | Shaft frag | Heavily gnawed | Weathered |
| | | | Bos t sized | | | Shaft frags x 5 | Heavily gnawed | Weathered |

| | | | Ovis/Sus siz | | | Shaft frag | | fresh break |
|------|----|-------|--------------|-----------------|-------|--------------------------------|--------------------------------------|------------------------|
| 8014 | 2 | 100g | Bos t | Metatarsal | Pf | Prox ep shaft & dist shaft | 1 small cut & large blunt chop | Weathered, some cracks |
| | | | Equus | Tooth | | Incisor | | Quite worn |
| Tr 8 | 15 | 100g | Ovus a | Tooth | | Pre-molar | | |
| | | | Bos t | Tooth | | Molar | | |
| | | | Equus | Tooth | | Incisor | | |
| | | | Sus s | Metapodial | Pf Df | Complete | | Quite weathered |
| | | | Sus s | Metapodial | Pf | Prox ep & shaft | | Fresh break, weathered |
| | | | Sus s | Metapodial | Pf | Prox ep & shaft | | Weathered |
| | | | Sus/ovis? | Vertebrae | F | Body frag | | Weathered |
| | | | Sus/ovis? | Vertebrae | | Processes absent, body frag? | | Fresh break |
| | | | Ovis a | Metacarpal (L?) | Pf | Prox ep, shaft & dist shaft | | Weathered |
| | | | Ovis a | Femur | | Prox & distal shaft | | Weathered |
| | | | Ovis a | Humerus (L?) | | Prox & distal shaft | | Weathered |
| | | | Ovis sus siz | | | 4 frags (3 x shaft) | | Weathered |
| 9004 | 40 | 1050g | Equus | Calcaneum | F | Complete apart from no prox ep | Poss gnawing | Weathered |
| | | | Equus | Astragalus | F | Complete | | Weathered |
| | | | Equus | Phalange | Pf Df | Complete | | Weathered |
| | | | Equus | Tooth | | Incisor | | Well worn |
| | | | Bos t | Humerus (L?) | | Prox & dist shaft | 2 cuts, some scraping marks | Weathered |
| | | | Bos t | Humerus (L?) | | Dist shaft | Marrow cracked, 2 poss chops & a cut | |
| | | | Bos t | Humerus | Df | Dist ep | poss cut on condyle | Weathered |
| | | | Bos t sized | Humerus frag? | | Fragment | | Fresh Break |
| | | | Bos t | Radius | Pf | Prox ep & shaft | Poss marrow cracked | Some fresh breaks |
| | | | Bos t | Radius | Pf | Prox ep & shaft | Poss marrow cracked | Fits with below |

| | | | | | |
|-----------------|--------------------|----|----------------------|--|--|
| Bos t | Radius | | Prox & dist shaft | Metal cuts on dist shell, | Fits with above |
| Ovis a | Metatarsal | Pf | Prox ep & shaft | gnawing on dist shaft Poss some cuts, gnawing puncture Poss chop in half | poss marrow cracked & weathered Weathered Fresh break Fresh break Fresh break, root action Root action |
| Sus s | Metapodial | Pf | Prox ep & shaft | | |
| ovis/sus? | Scapula? | F | only joint present | | |
| Ovis/sus | Radius | | Shaft frag | | |
| Ovis/sus | Radius? | Pf | Half prox ep & shaft | | |
| Ovis a | Femur (L?) | | Prox & Dist shaft | Poss marrow cracked & metal cuts on prox shaft Poss longitudinally marrow cracked | Root action Some fresh abrasioon |
| Ovis a | Radius frag | | Shaft frag | | |
| Ovis/sus | Humerus? | | Prox & Dist shaft | | Fresh breaks, root action |
| Ovis/sus siz | Humerus? | | Prox shaft frag | Poss marrow cracked | |
| Ovis/sus siz | Mandible/pelvis | | Fragment | Heavily gnawed | Root action |
| Equus | Carpal/tarsals | F | Fragments x 4 | 3 appear chopped | Weathered |
| Bos t sized | Long bone x 2 | | Shaft frags | Marrow cracked | Fresh break |
| Bos t sized | Rib | | Body frag | | Weathered, root action |
| Ovus a sized | Fragment | | Poss mandible | | |
| Ovis/sus | Cervical vertebrae | F | Body, ep & processes | | Weathered, root action |
| Ovis/sus | Cervical vertebrae | F | Body - no processes | Poss sliced, 2 big chops- ?mod | |
| Bos t sized | Cervical vertebrae | F | Body - no processes | | Weathered |
| Bos t sized | Lumbar vert | F | Body - no processes | 1 cut on ep | Weathered, root action |
| Bos t sized | Vertebrae frag | | Process frag | | |
| Bos t sized | Vertebrae frag | | Process frag | | |
| Bos t sized | Vertebrae frag | | Process frag (x 5) | | Weathered |

| | | | | | | | | |
|------|----|------|--------------|---------------------|-----|---------------------------------|-------------------------------|--------------------------|
| 9005 | 57 | 625g | Bos t | Tibia | Dnf | Dist shaft, no ep | | Fresh break |
| | | | Bos t | Tibia | Pnf | Dist shaft, no ep | | Fresh break, root action |
| | | | Bos t | Tibia | Pnf | Dist shaft, no ep | | Fresh break |
| | | | Bos t sized | 3 x carpal/ tarsals | F | Complete | | |
| | | | Equus | Tooth | | Incisor | | |
| | | | Ovus/sus | Femur | Df | Dist ep & shaft | | Weathered |
| | | | Ovis | Humerus (R?) | | Dist shaft, no ep | | Weathered |
| | | | Bos t | Humerus | Df | Dist ep (condyle) | Possible chopped | |
| | | | Ovis a sized | Limb fragment | | Shaft frag | Poss marrow cracked | |
| | | | Sus s? | Scapula | F | Blade, neck, joint & some spine | Spine removeed & blade broken | |
| | | | Sus s? | Scapula | | Blade frag | | Weathered, fresh breaks |
| | | | Sus s? | Scapula | | Blade & some spine | | Fresh breaks |
| | | | Ovis a sized | Pelvis frag | | fragments x 3 | | |
| | | | Ovis a | Metatarsal | | Prox & dist shaft | Poss marrow cracked | Root action |
| | | | Ovis a sized | Radius | | Shaft frag | Possibly burnt | Fresh break |
| | | | Sus s? | Metapodial | Pf | Prox ep & shaft | Possible cut | |
| | | | Ovis a sized | | | Fragments x 10 | | Fresh breaks |
| | | | Bos t sized | | | Fragments x 12 | | |
| | | | Bos t sized | Fragments x 2 | | ? Mandible | | |
| | | | Bos t sized | Rib | | Body frag | | |
| | | | Bos t sized | Rib | | Body frag | | |
| | | | Ovis a sized | Rib | | Part of head & body | | Weathered |
| | | | Sus s | Fragments x 3 | | Body frags | | Weathered, fresh break |
| | | | Ovis a sized | Rib | | Body frags x 3 | | Fresh breaks |
| | | | Ovis/sus siz | Vertebrae | | Body frag | Possible sliced | |
| | | | | (axis/atlas) | | | | |



| | | | | | | |
|-------|---|-----|-------------|-----------|----------------------|-------------|
| | | | Bos t sized | Vertebrae | Body & process | Fresh break |
| | | | Ovis a | Tooth | Molar | |
| | | | Bos t sized | Vertebrae | Fragment | Fresh break |
| 11005 | 1 | 25g | Bos t | Tooth | Molar (poss p molar) | |

APPENDIX 4

Photographic Listing

| Shot No | Description | Direction |
|---------|---|-----------|
| 1 | View of northern half of site | NE |
| 2 | View of northern half of site | NE |
| 3 | View of northern half of site | E |
| 4 | View of northern half of site | E |
| 5 | View of northern half of site | E |
| 6 | View of northern half of site | E |
| 7 | Southern boundary of site- Trench 6 Pre -ex | S |
| 8 | Southern boundary of site- Trench 7 Pre -ex | E |
| 9 | Trench 1 Pre - ex | N |
| 10 | Trench 1 Pre - ex | N |
| 11 | Trench 1 Pre - ex | S |
| 12 | Trench 1 Pre - ex | S |
| 13 | Trench 1 South facing section | N |
| 14 | Trench 1 South facing section | N |
| 15 | Trench 3 Pre-ex | E |
| 16 | Trench 3 Pre-ex | E |
| 17 | Trench 3 Pre-ex | W |
| 18 | Trench 3 Pre-ex | W |
| 19 | Trench 3 Ditch 3004 pre-ex | W |
| 20 | Trench 3 Ditch 3004 pre-ex | S |
| 21 | Trench 3 Ditch 3010/3012 pre-ex | E |
| 22 | Trench 3 Ditch 3010/3012 pre-ex | E |
| 23 | Trench 3 Ditch 3010/3012 pre-ex | E |
| 24 | Trench 3 Ditch 3010/3012 pre-ex | E |
| 25 | Trench 3 Ditch 3010/3012 pre-ex | E |
| 26 | Trench 2 Pre-ex | W |
| 27 | Trench 2 Pre-ex | W |
| 28 | Trench 4 Pre - ex | W |
| 29 | Trench 4 Pre -ex | W |
| 30 | Trench 4 Pre -ex | E |
| 31 | Trench 4 Pre -ex | E |
| 32 | Trench 5 Pre - ex | S |
| 33 | Trench 9 Pre - ex | S |
| 34 | Trench 9 Pre - ex | N |
| 35 | Trench 1 Ditch 1008 Post - ex | N |
| 36 | Trench 1 Ditch 1008 Post - ex | N |
| 37 | Trench 1 Ditch 1008 Post - ex | S |
| 38 | Trench 1 Ditch 1008 Post - ex | S |
| 39 | Trench 1 Ditch 1008 East facing section | W |
| 40 | Trench 1 Ditch 1008 East facing section | W |
| 41 | Trench 1 Ditch 1008 East facing section | W |
| 42 | Trench 1 Ditch 1008 East facing section | W |
| 43 | Trench 3 Ditch 3004 North facing section | S |
| 44 | Trench 3 Ditch 3004 North facing section | S |
| 45 | Trench 4 Ditch 4017 South facing section | N |
| 46 | Trench 4 Ditch 4017 South facing section | N |
| 47 | Trench 9 Ditches 9008 & 9011 South facing section | N |
| 48 | Trench 9 Ditches 9008 & 9011 South facing section | N |
| 49 | Trench 3 Natural Depression 3008 | E |

| | | |
|-----|---|-----|
| 50 | Trench 3 Natural Depression 3008 | W |
| 51 | Trench 14 Pre - ex | N |
| 52 | Trench 14 Pre - ex | S |
| 53 | Trench 13 Pre - ex | N |
| 54 | Trench 12 Pre - ex | S |
| 55 | Trench 7 Pre -e x | E |
| 56 | Trench 7 Pre -e x | N |
| 57 | Trench 7 Pre -e x | W |
| 58 | Trench 7 Pre -e x | W |
| 59 | Trench 8 Pre - ex | E |
| 60 | Trench 8 Pre - ex | E |
| 61 | Trench 8 Ditch 8014 Pre -ex | N |
| 62 | Trench 8 Pre - ex | W |
| 63 | Trench 8 Pre - ex | W |
| 64 | Trench 8 & Trench 7 Pre - ex | W |
| 65 | Trench 8 Pre - ex | S |
| 66 | Trench 7 Pit 7009 South faicng section | N |
| 67 | Trench 7 Pit 7009 South faicng section | N |
| 68 | Trench 7 Ditch 7003 & 7005 | S |
| 69 | Trench 7 Ditch 7003 & 7005 | S |
| 70 | Trench 4 ? Stakes | S |
| 71 | Trench 6 Ditch 6003 North-east facing section | SW |
| 72 | Trench 6 Ditch 6003 North-east facing section | NW |
| 73 | Trench 6 Ditch 6003 North-east facing section | SW |
| 74 | Trench 12 Pre - ex | N |
| 75 | Trench 12 Pre - ex | N |
| 76 | Trench 12 Pre - ex | N |
| 77 | Trench 13 Pre - ex | N |
| 78 | Trench 13 Pre - ex | N |
| 79 | Trench 13 Pre - ex | S |
| 80 | Trench 13 Pre - ex | S |
| 81 | Trench 12 Pre - ex | N |
| 82 | Trench 12 Pre - ex | N |
| 83 | Trench 8 Ditch 8017 & 8018 North facing section | S |
| 84 | Trench 8 Ditch 8017 & 8018 North facing section | SW |
| 85 | Trench 8 Ditch 8018 West facing section | E |
| 86 | Trench 8 Ditch 8017 & 8018 South facing section | N |
| 87 | Trench 8 Ditch 8017 & 8018 East facing section | W |
| 88 | Trench 12 Ditch 12007 Post - ex | SW |
| 89 | Trench 12 Ditch 12007 Post - ex | SW |
| 90 | Trench 12 Under excavation | N |
| 91 | Trench 12 Under excavation | N |
| 92 | Trench 12 Ditch 12008 East facing section | W |
| 93 | Trench 12 Ditch 12008 East facing section | W |
| 94 | Trench 13 Ditches 3009 & 3009 | N |
| 95 | Trench 13 Ditches 3009 & 3010 | S |
| 96 | Trench 13 Ditch 3006 | NNW |
| 97 | Trench 13 Ditch 3006 | S |
| 98 | Trenches 11 & 14 Pre -ex | N |
| 99 | Trench 14 Pre - ex | S |
| 100 | Trench 14 East facing section | W |
| 101 | Trench 10 Pre - ex | N |
| 102 | Trench 10 Pre - ex | S |
| 103 | Trench 10 Dog burial 10011 | E |
| 104 | Trench 10 Dog burial 10012 | S |
| 105 | Trench 8 Stone cluster | N |

| | | |
|-----|---|----|
| 106 | Trench 8 Stone cluster | S |
| 107 | Trench 11 Ditch 11004 North-west facing section | SE |
| 108 | Trench 11 Ditch 11004 North-west facing section | SE |
| 109 | Trench 11 Post - ex Ditch 11004 | N |
| 110 | Trench 11 Post - ex Ditch 11004 | N |
| 111 | Trench 11 Post - ex Ditch 11004 | N |
| 112 | Trench 11 Post - ex Ditch 11004 | N |
| 113 | Trench 11 Post - ex Ditch 11004 | S |
| 114 | Trench 11 Post - ex Ditch 11004 | S |
| 115 | Trench 11 Post - ex Ditch 11004 | S |
| 116 | Trench 3 Ditch 3010/3012 North facing section | S |
| 117 | Trench 4 Post - ex | N |
| 118 | Trench 4 Post - ex | N |
| 119 | Trench 4 Post - ex | E |
| 120 | Trench 4 Post - ex | E |
| 121 | Trench 4 Post - ex | N |
| 122 | Trench 4 Post - ex | N |
| 123 | Trench 4 Post - ex | W |
| 124 | Trench 4 Post - ex | W |
| 125 | Trench 13 Under excavation | N |
| 126 | Trench 13 Ditch 13006 East facing section | SW |
| 127 | Trench 13 Ditch 13006 East facing section | NW |
| 128 | Trench 13 Ditch 13006 East facing section | W |
| 129 | Trench 13 Ditch 13006 East facing section | NW |
| 130 | Trench 7 Ditch 7014 in section | E |
| 131 | Trench 7 Ditch 7014 in section | E |
| 132 | Trench 4 Post - ex | E |
| 133 | Trench 4 Post - ex | E |
| 134 | Trench 4 Ditches 4017, 4021 | N |
| 135 | Trench 4 Ditches 4017, 4022 | N |
| 136 | Trench 10 Ditch 10014 South facing section | S |
| 137 | Trench 10 Ditch 10014 North facing section | N |
| 138 | Trench 15 Pre -ex | W |
| 139 | Trench 15 Pre -ex | W |
| 140 | Trench 15 Pre -ex | E |
| 141 | Trench 15 Pre -ex | E |
| 142 | Trench 6 extension Pre -ex | S |
| 143 | Trench 6 extension Pre -ex | S |
| 144 | Trench 15 Pre -ex | W |
| 145 | Trench 15 Pre -ex | W |
| 146 | Trench 15 Pre -ex | E |
| 147 | Trench 15 Pre -ex | E |
| 148 | Trench 16 East & West Pre -ex | E |
| 149 | Trench 16 East & West Pre -ex | W |
| 150 | Trench 16 East & West Pre -ex | E |
| 151 | Trench 16 East & West Pre -ex | W |
| 152 | Trench 1 Extension | S |
| 153 | Trench 14 | E |
| 154 | Trench 14 | S |
| 155 | Trench 11 Ditch 11007 | S |
| 156 | Trench 16 Ditch 16006 | N |
| 157 | Trench 16 Ditch 16006 | N |
| 158 | Trench 16 Pesthole | |
| 159 | Trench 16 | |
| 160 | Trench 16 Ditches 16010, 16012, 16028 | E |
| 161 | Trench 16 Ditches 16010, 16012, 16028 | S |

| | | |
|-----|--|---|
| 162 | Trench 1 Extension, Ditch 1014 West facing section | E |
| 163 | Trench 5 Pesthole 5011 | N |
| 164 | Trench 5 Pesthole 5011 | N |
| 165 | Trench 5 extension | N |
| 166 | Trench 5 extension | N |
| 167 | Trench 1 extension south | S |
| 168 | Trench 1 extension south | S |
| 169 | Trench 8 Ditch 8012 | S |
| 170 | Trench 8 Ditch 8013 | S |

APPENDIX 5

Environmental Sample Listing

| Sample No | Trench No | Context No | Description | Reason |
|-----------|-----------|------------|----------------------|-----------------|
| 1 | 6 | 6013 | Pnmary ditch fill | Eviren data |
| 2 | 4 | 4026 | Pnmary ditch fill | Organic content |
| 3 | 4 | 4023 | Secondary ditch fill | Organic content |
| 4 | 4 | 4009/4010 | Build up deposit | Organic content |
| 5 | 8 | 8004 | Build up deposit | Organic content |
| 6 | 8 | 8026 | Secondary ditch fill | Organic content |
| 7 | 7 | 7017 | Pnmary ditch fill | Organic content |
| 8 | 11 | 11006 | Pnmary ditch fill | Organic content |
| 9 | 9 | 9006 | Pnmary ditch fill | Organic content |
| 10 | 10 | 9010 | Pnmary ditch fill | Eviron data |
| 11 | 3 | 3014 | Pnmary ditch fill | Organic content |