

5.5.4 Outside WC.

Set at a slight angle to the main building a few metres from the east side is a small structure of coursed rubblestone with a sloping roof, a door opening facing the mill and a wooden bench-type toilet seat along the rear wall. (plate 32).

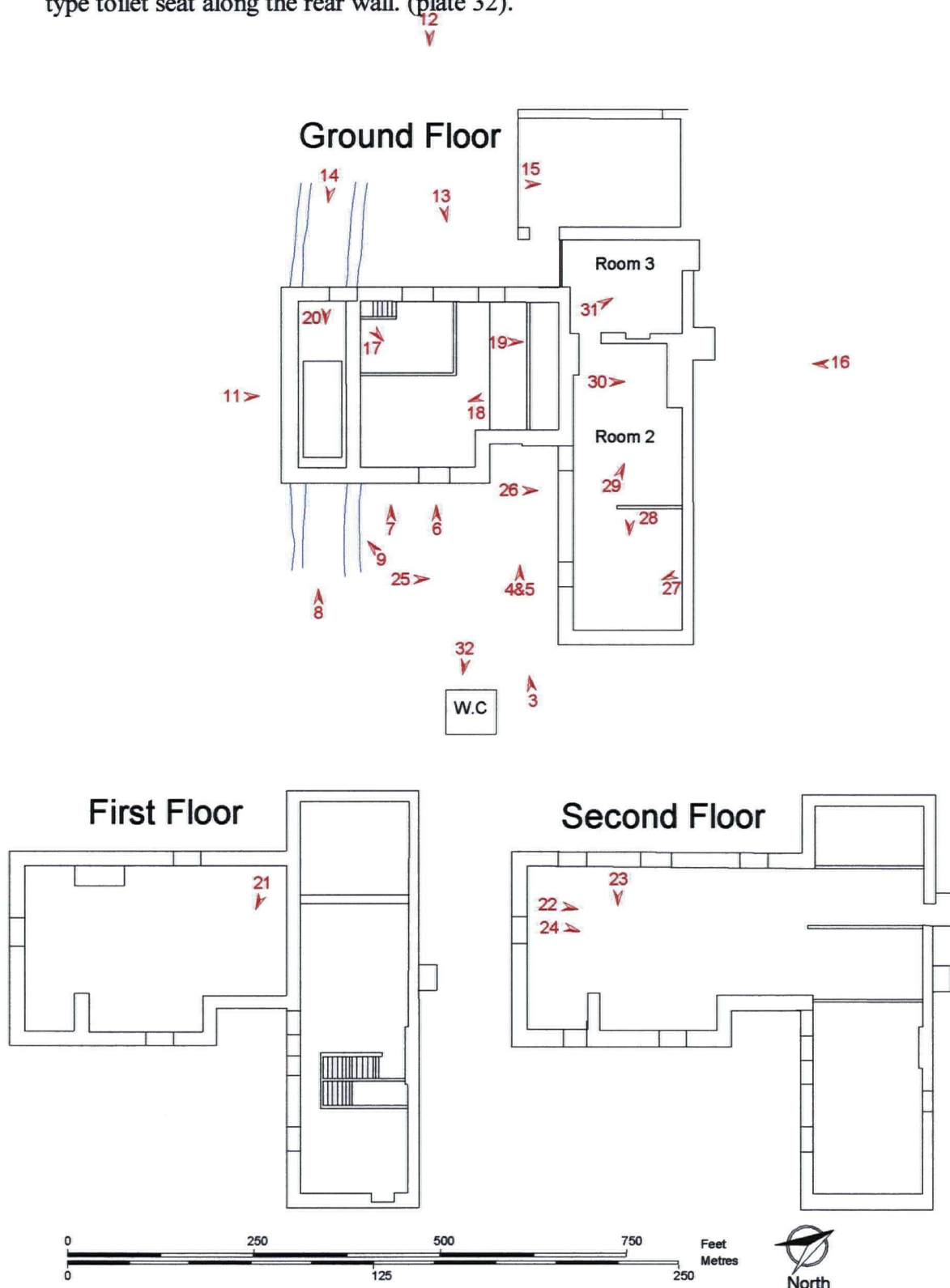


Figure 2. Plan showing direction of plates. (Scale 1:250).

6.0 Appendix 1 ~ The Plates.



Plate 1. Danby Mill in its setting in the Ure valley, looking south



Plate 2. General view of mill, looking east



Plate 3. East elevation of mill. Scale of 2m).



Plate 4. Early entrance to mill cut by later door, looking west. Scale of 1m.



Plate 5. Close up of early door lintel with 17th & 18th century graffiti, looking west. Scale of 1m.



Plate 6. Window with later inserted floor beam, looking west.



Plate 7. Small blocked opening at ground level, looking west. Scale of 0.5m.




Plate 8. Tail race arch and opening above, looking west. Scale of 2m.



Plate 9. Detail of opening with inscribed initials and date, looking west. Scale of 0.5m.




Plate 10. South elevation of the mill.



Plate 11. Opening in wheelchamber showing centre of waterwheel, looking north. Scale of 1m.



Plate 12. West elevation of mill. Scale of 1m.



Plate 13. Ashlar door surround, looking east. Scale of 2m.



Plate 14. Head race arch and opening above, looking east. Scale of 2m.



Plate 15. Ruined outbuilding, looking north. Scale of 2m.



Plate 16. North elevation of mill.



Plate 17. Mill gearing; main shaft, great spur wheel and iron columns with date plate, note also curved recess in wall behind, looking northeast. Scale of 2m.



Plate 18. Mill gearing in basement; the pit wheel, looking southeast.



Plate 19. Blocked opening in basement, looking north. Scale of 1m.



Plate 20. View of the waterwheel in the wheelchamber, looking east.



Plate 21. Machinery on the first floor, (stone floor); one set of stones and one lower millstone in situ, main shaft with crown wheel and subsidiary drive, looking southeast.



Plate 22. Second floor, general shot, looking north.



Plate 23. Roof; detail of butt purlin construction, looking west.



Plate 24. General view of roof construction, looking southwest.



Plate 25. Exterior shot of house, looking north.



Plate 26. Door surround of house, looking north. Scale of 2m.



Plate 27. Room 1; sash window, looking south. Scale of 0.5m.



Plate 28. Room 1; fireplace, looking east. Scale of 0.5 & 1m.



Plate 29. Room 2; general view, looking west.




Plate 30. Room 2; fireplace, looking north. Scale of 1m.



Plate 31. Room 3; view from door of room 2, looking northwest.



Plate 32. Outside WC. Looking southeast. Scale of 2m.