

---

# ABB EY STRAN D

---

ARCHAEOLOGICAL SURVEY

*and*

HISTORICAL RESEARCH

*on behalf of*

ROYAL COLLECTION ENTERPRISES LTD.



VOLUME III

DECEMBER 2011

KIRKDALE

ARCHAEOLOGY

4 WESTERN TERRACE · MURRAYFIELD · EDINBURGH · EH12 5QF

# ABB EY S T R A N D

ARCHAEOLOGICAL SURVEY

*and*

HISTORICAL RESEARCH

*on behalf of*

ROYAL COLLECTION ENTERPRISES LTD.



ARCHAEOLOGY

4 WESTERN TERRACE · MURRAYFIELD · EDINBURGH · EH12 5QF

## Contents

### Volume I

1	Introduction.....	1
1.1	<i>Acknowledgements</i> .....	11
2	Abbey Strand History.....	12
2.1	<i>Abstract</i> .....	12
2.2	<i>Introduction</i> .....	12
2.3	<i>House of the Hospital of St Leonard 1490 - 1570</i> .....	12
2.4	<i>The Renaissance Mansion 1570 - 1630</i> .....	15
2.5	<i>Seventeenth Century Prosperity 1630 - 1700</i> .....	17
2.6	<i>Tenement and Ale Houses 1700 - 1916</i> .....	19
2.7	<i>Restoration 1916</i> .....	26
2.8	<i>Ministry and Palace: Tourism and Tearoom 1935 - 1963</i> .....	29
2.9	<i>Further Conversion 1963 - 1999</i> .....	32
3	Periodisation.....	33
3.1	<i>Introduction</i> .....	33
3.2	<i>Periodised plans and elevations</i> .....	33
3.3	<i>Period 1</i> .....	47
3.4	<i>Period 2</i> .....	51
3.5	<i>Period 3</i> .....	57
3.6	<i>Period 4</i> .....	66
3.7	<i>Period 5</i> .....	77
3.8	<i>Period 6</i> .....	89
3.9	<i>Period 7</i> .....	100
4	Discussion and Analysis.....	121
4.1	<i>Executive Summary: Form and function</i> .....	122
5	Sources.....	127
6	Glossary.....	138

## Contents

### *Volume II*

A1	Appendix 1: The Structural Timbers.....	140
----	---	-----

### *Volume III*

A2	Appendix 2: The Mouldings.....	361
A3	Appendix 3: Sampling.....	367
A4	Appendix 4: Graphics.....	372
A5	Appendix 5: Photographic Record.....	378
A6	Appendix 6: Drawings.....	380
A7	Appendix 7: Context Register.....	389

## **A2 Appendix 2: The Mouldings (David Murray)**

The various mouldings at Abbey Strand tell a complex story. The windows are the most informative, although comment will be made on doors and fireplaces. Reference to windows will use the external number, and where a feature runs across more than one component the lowest component's number will be used. They will be listed in order of postulated date - earliest first.

### **A2.1 Window Mouldings**

#### **1: Hollow Chamfer**

Found only in the main block below the third floor. There are three definite, and three possible examples of these windows:

- a) W wall, 018004. High in the gable, still in use, possibly a garret window?
- b) N wall, 025009. Blocked and damaged, this window predates the N extension.
- c) E wall, 131043. Possible example, with only a single stone visible behind later rafters. Could match the position of that in the W gable.
- d) S wall, 016021. Still in use, low down and small compared to other S elevation second floor windows. Sits awkwardly with the N/S cross wall in the main block, and may predate it.
- e) S wall 016012. Possible example, chamfered aperture, seems to be a door turned reused as a window. In line with 016021 above, so could have been a hollow chamfered window.
- f) S wall 024079. Possible example, not visible externally, internally carries no mouldings. In line with 016021 and 016012 above. Predates the N/S cross wall, or at least its thickening.

These early windows are very small compared with later windows, and carry a complex carving, suggesting some status for the earliest building. Presumably other examples have been replaced wholesale by later larger windows (Period 1).

## A2.2 Elaborate Paired Windows

Found only in the S elevation of the main block. There are three definite pairs (six windows), a further possible pair, and a possible smaller single example.

- a) First floor (E), 016014/ 016015. Still in use, with each window in a different room.
- b) First floor (W), 016009/ 016010. In use, 016009 cuts an earlier window - possibly at a very different height.
- c) Second floor (W), 016018/ 016019. In use, 016019 is shown as smaller as late as 1968.
- d) Second floor (E), 016023/ 016024. In use. Possible example in different style (plain aris), but positioned very close together above 016014/ 016015, so may be rebuilt using existing window bays.
- e) Second floor (central), 016022. Single narrow window, now blocked .Appears to share the same moulding as the others. Could have been an armorial panel. If a window, it would have had an awkward relationship with the N/S cross walls.

These large windows bear a distinctive, complex moulding and are always paired, sharing a margin, with that to the W always slightly smaller. Clearly prestigious architectural showpieces, they are S facing towards the lower end of the Royal Mile. They provide a neat symmetry, especially if 016023/ 016024 are accepted as examples, possibly matched internally by the large roll moulded fireplaces in the N (opposite) wall - *i.e.* one fireplace per pair of windows. If this arrangement ever continued into the kitchen block (which also has a roll moulded fireplace), there is no evidence of it today. Conjoined windows of different size may indicate a function of the rooms behind (*e.g.* smaller bedroom to the W, larger public space to the E). The windows in the second floor would have been dormers prior to the raising of the roof in Period 4. Evidence for filled-in holes around them suggests *yetts*, now removed. Heavily rebuilt (presumably post-1968), each window contains just enough original stonework to hint at their early date (Period 2).

### **A2.3 Plain Chamfer**

Since there are too numerous to list, selected ones will be referenced. These windows are a feature of the N extension, appearing all over the N elevation of the main block, below the third floor, although often heavily repaired/rebuilt. Many bear evidence for having had *yetts*.

There is a single small example in the W gable (018002), although no windows in the E gable show chamfers - but here the harling is obscuring the sequence. There is a possible geological distinction to be made here also. Chamfered windows in the N extension tend to use a very fine grained (high quality?) grey sandstone, although some reddish material is also used, while those in the shop and kitchen block seem to use stone from more varied sources.

There are three examples in the S elevation, all adjoining:

- a) First floor (central), 016012. Referred to previously, this seems to have been a door, now converted to a window (it once reached floor level). This has such an awkward approach because of the N/S cross wall on its W side that if it was a door it suggests there was no wall here. Perhaps added at the same time 018012 was converted to a window.
- b) First floor (W), 016011. This window is lower than 016009/ 016010 to its W, and cut through an earlier window with a higher lintel and a relieving arch.
- c) First floor (E), 016013. Still in use, matches the height of 016014/ 016015 to its E - seems to be the same size as the larger 016015.

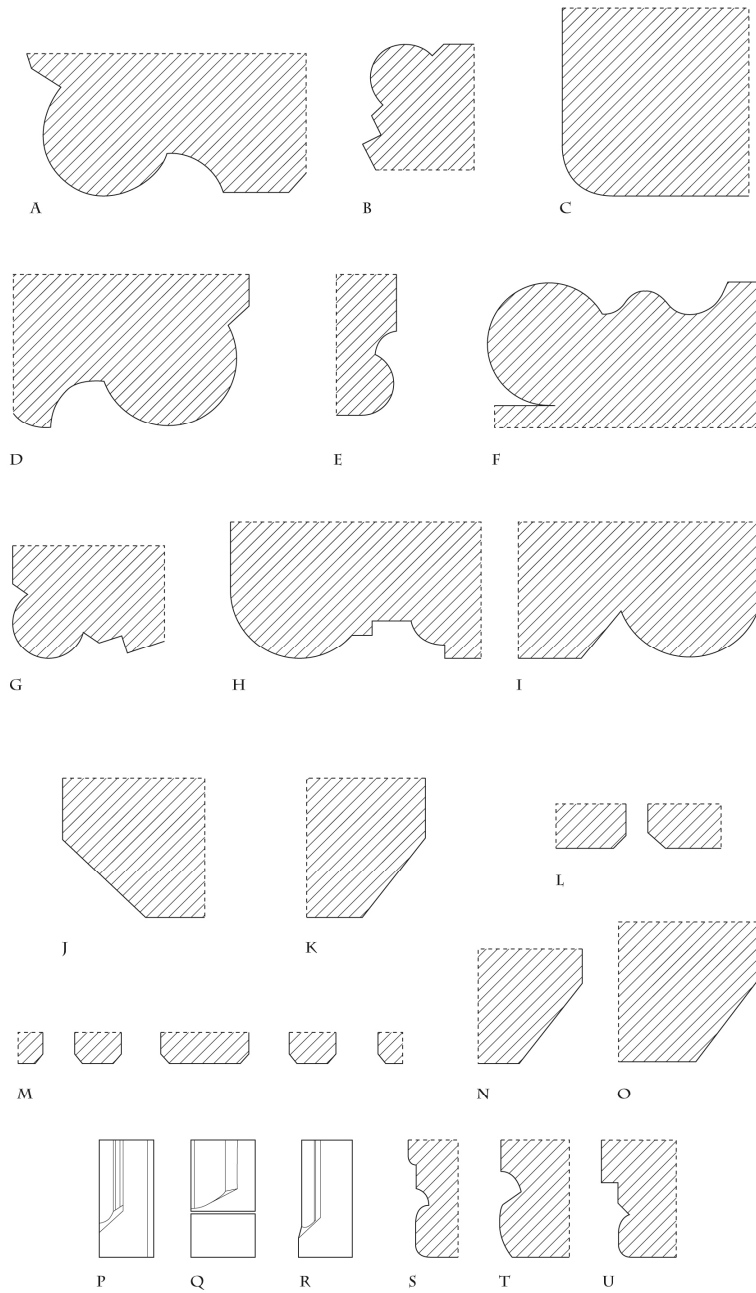
The N elevation of the kitchen block (the only elevation with any visible windows) has three of these windows visible, one of which is a dormer and a one a chamfered door. The W wall of the shop (running N from the N wall of the kitchen) has chamfered windows (and doors), while its N wall features two windows, that at first floor (009002) is chamfered, while the ground floor window (009001) carries a raised margin chamfer - although in Period 6 stonework. All windows in the W and N wall of the shop carry raised margin chamfers, suggesting that there is some older stonework surviving in at least the W and N walls of this building.

These chamfered apertures are a Period 3 feature, most clearly seen in the Period 3 N extension. Those in the kitchen and shop are probably of the same general period, but the use of different building stone indicates a separate phase of construction. As the N wall of the kitchen seems to respect the original N wall of the main block, prior to its N extension, it is suggested that these are older.

#### **A2.4 Raised Margin Chamfer**

These windows are the only style used in the E and S walls of the shop, continuing W along the S face of the S extension of the kitchen. They are defined by a strip around the window raised 2 to 3 cm above the surrounding wall; internally all bear a chamfer. Many of these are situated within Period 6 stonework, although possibly copying what was already there. Of the definitely original examples there is much variation. Window 010006 is very small, tucked in at the S end of the E wall (probably evidence that there was a range heading E from this end of the shop when it was first built), while 010008 is a large dormer window. Window 010009, just N of 010008, may have been a dormer, reduced in size. Both 010008 and 012009 (in the S wall) are too high for the elaborate plaster ceiling internally within Component 66. Although appearing decorative in their own right, these raised margins presumably indicate that the building was harled, with the margins left flush. These are thought to be Period 3, although likely later than those windows with the plain chamfer.





**Figure A2-1:** Examples of mouldings: A Component 060, fireplace 014 moulding in N wall. B Component 059, door 040 moulding. C Component 063, door 020 moulding. D Component 047, fireplace moulding. E Component 062, fireplace lintel moulding. F Component 063, moulding around carved plaque 031. G Component 046, door moulding. H Component 014, door moulding. I Component 062, fireplace moulding. J Component 065, door moulding. K Component 014, door moulding. L Component 065, door moulding. M Component 001, door and window mouldings. N Component 062, door moulding. O Component 062, door moulding. P Component 046, elevation of door moulding terminal. Q Component 060, elevation of fireplace moulding terminal. R Component 059, elevation of door moulding terminal. S Component 047, moulding at base of lintel. T Component 060, moulding at base of lintel. U Component 059, moulding at base of lintel. Drawings not to scale.

### **A2.5 Plain Arris**

These are presented as a straightforward right angle junction between the wall face and aperture, often in a distinctive badly eroding yellow sandstone, with heavy evidence for tool marks. These windows are a feature of the third floor of the main block. They also run up the N stair tower, although here the lintels and sills are curved to reflect the tower, and they have bars within them. On the S elevation the four windows at the E end of the second floor (016023, 016024, 016025 and 016026) are of this style - presumably inserted/altered. The upper floor windows on this side (016027, 016028, 016029, 016030, 016031 and 016032) are converted into dormers in Period 5 when the roof is lowered. These are Period 4 features.

### **A2.6 Curved Arris**

Two windows on the first floor of the S elevation of the main block at its E end have a curve connecting their faces. This is unique to these windows, although matched in fireplaces and in the door between Components 60 and 63. Both these windows are lower than others on the first floor of this façade. Date unknown, probably Period 4.

### A3 Appendix 3: Sampling

The archaeological potential and condition of two primary areas of the site fabric have been assessed . These comprise the *surface sequence over masonry* (Type 1) and *voids* (Type 2) and each was assessed for :

- Effectiveness / viability of field strategy
- Intrinsic value of each sample/ site
- Transferability of each sample/site

These samples will be in addition to the 41 ceiling boards and 11 beams from Component 047 - 052, 056 - 057 and 060, currently held by Historic Scotland.

#### A3.1 Type 1

A total of 5 sample sites were assessed. These were all located within the Western part of the property and all were located at 1<sup>st</sup> floor level

This was because:

- The development of the Eastern half of the complex has been largely characterised by the existing roof structures and visible Standing Building Recording evidence in the roof spaces
- The Western half contains potential elements tracing the earliest periods of use on the site
- The 1st floor has seen significant dountaking - allowing exposure of sensitive surfaces without further intervention other than sampling procedure itself
- The range of surfaces visible within the 5 sample sites reflects an extended sequence reflecting Period 1- 7 activity.

## **A3.2 Aims and Sample Sites**

The samples contain evidence of decorative schemes as well as demonstrating re-plastering work. The former will define rooms in contemporary use as well as potentially suggesting actual decorative schemes. The re-plastering will reflect episodes of significant repair and upgrade work and will also demonstrate the extent of contemporary work.

This exercise is intended to mitigate any potential damage to surfaces by either avoidance or by systematic assessment/sampling and subsequent analysis.

### *A3.2.1 Sample Sites*

#### **Site 1**

Location: N wall of Component 060, on wall immediately E of E door.

#### **Site 2**

Location: N wall of Component 047, at foot of wall, immediately E of Fireplace.

#### **Site 3**

Location: S wall of Component 049, immediately E of SW corner of room.

#### **Site 4**

Location : W wall of Component 049, immediately N of SW corner of room.

#### **Site 5**

Location: S wall of Component 040, immediately E of S door

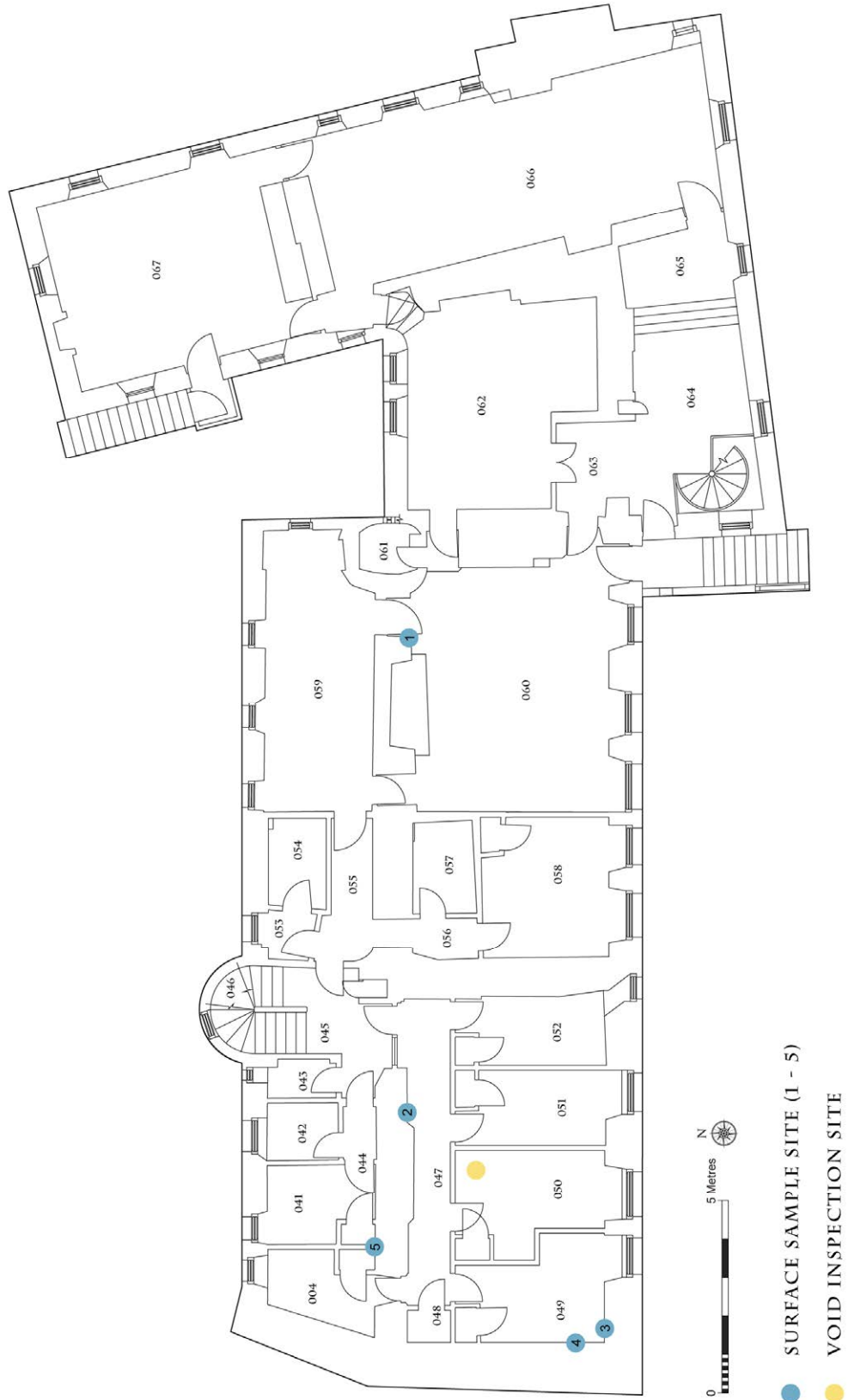


Figure A3-1: Sample sites

### **A3.3 Type 2**

The Period 7 conversions saw extensive recladding of 1<sup>st</sup> floor rooms with plasterboard or similar, material. The possibility of residual timbers associated with the Period 2 remodelling, still *in situ* above Components 047-052 was tested by inspection beneath plaster boarding on the present ceiling, immediately S of the fireplace, towards the mid point of the ceiling,.

### **A3.4 Methodology**

Type 1 samples were cut using a fine tooth electric vibrating saw and solid blocks retained-

Type 2 sample site was accessed by breaching the plaster board before reinstatement

### **A3.5 Results**

#### **Type 1**

Site 1 - Observation *in situ* – two paint finishes visible with associated render/plaster and base course, directly over masonry.(Periods 3- 6).

Site 2 - Removal of modern skirting, revealed modern (Period 7) plaster, directly on to masonry.

Site 3 - Two samples retained demonstrating similar sequence of paint and finishes as Site 1 (Periods 3-6).

Site 4 - One sample retained - a single application of 'Old Scotch' interior plastering up to 300mm deep and uneven finish. (Periods 3- 4).

Site 5 - One sample retained- as Site 4 (Periods 3- 4).

#### **Type 2**

Void inspection in ceiling over Components 047-52 showed that no original timber joists remain 'in situ' – historic ceiling *in situ* evidence therefore probably limited to wall elevations or upper parts of window recesses.

### **A3.6 Discussion**

#### **Type1**

This exercise confirmed a comparable sequence of interior surfaces across several Components, reflecting at least two decorative schemes. It also suggested that the drastic changes between Periods 2 and 3/4 are potentially reflected by a complete re-plastering suite still *in situ*.

It is also both practical and useful to sample the existing walls surfaces. Stable samples can be easily retrieved and useful transferrable evidence recorded. The samples can be presented as sections for simple layer identification, possibly towards a site matrix ( as in standard stratigraphic or dendro –chronological matrices) . Hand held examination and a digital image will also provide baseline identification, /fabric description (as in ceramics study).

#### **Type 2**

Hidden spaces or voids, principally from Period 4, exist throughout the property and could be simply tested/confirmed via endoscope inspection.





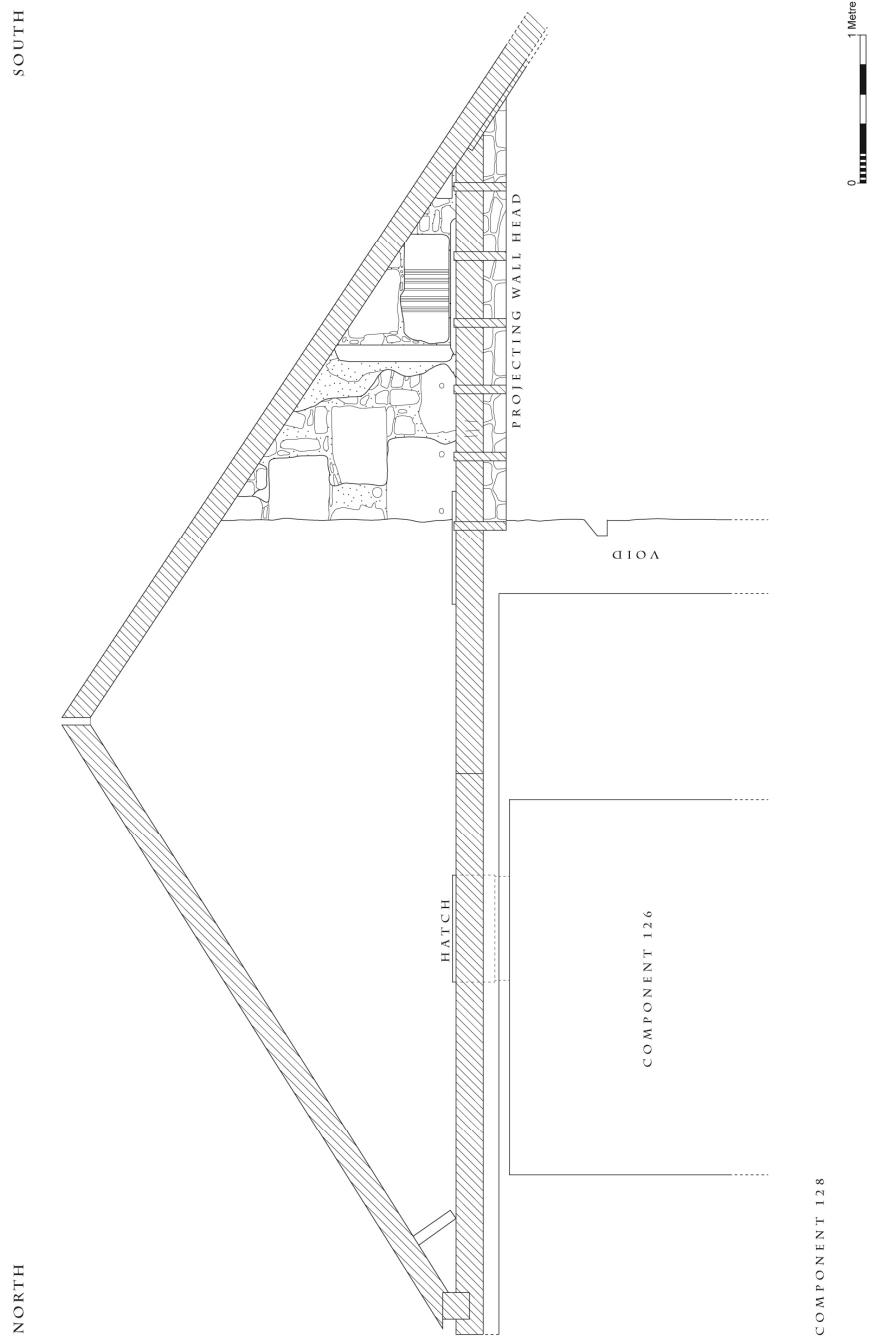
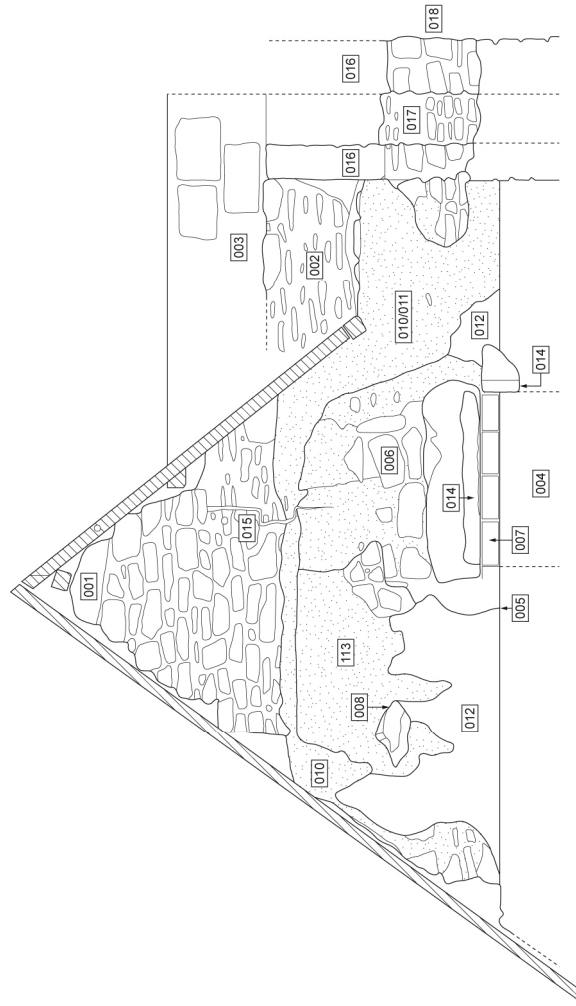


Figure A5-2: Component 126, 128: Elevation

SOUTH

NORTH



COMPONENT 131

Figure A5-3: Component 131: Elevation

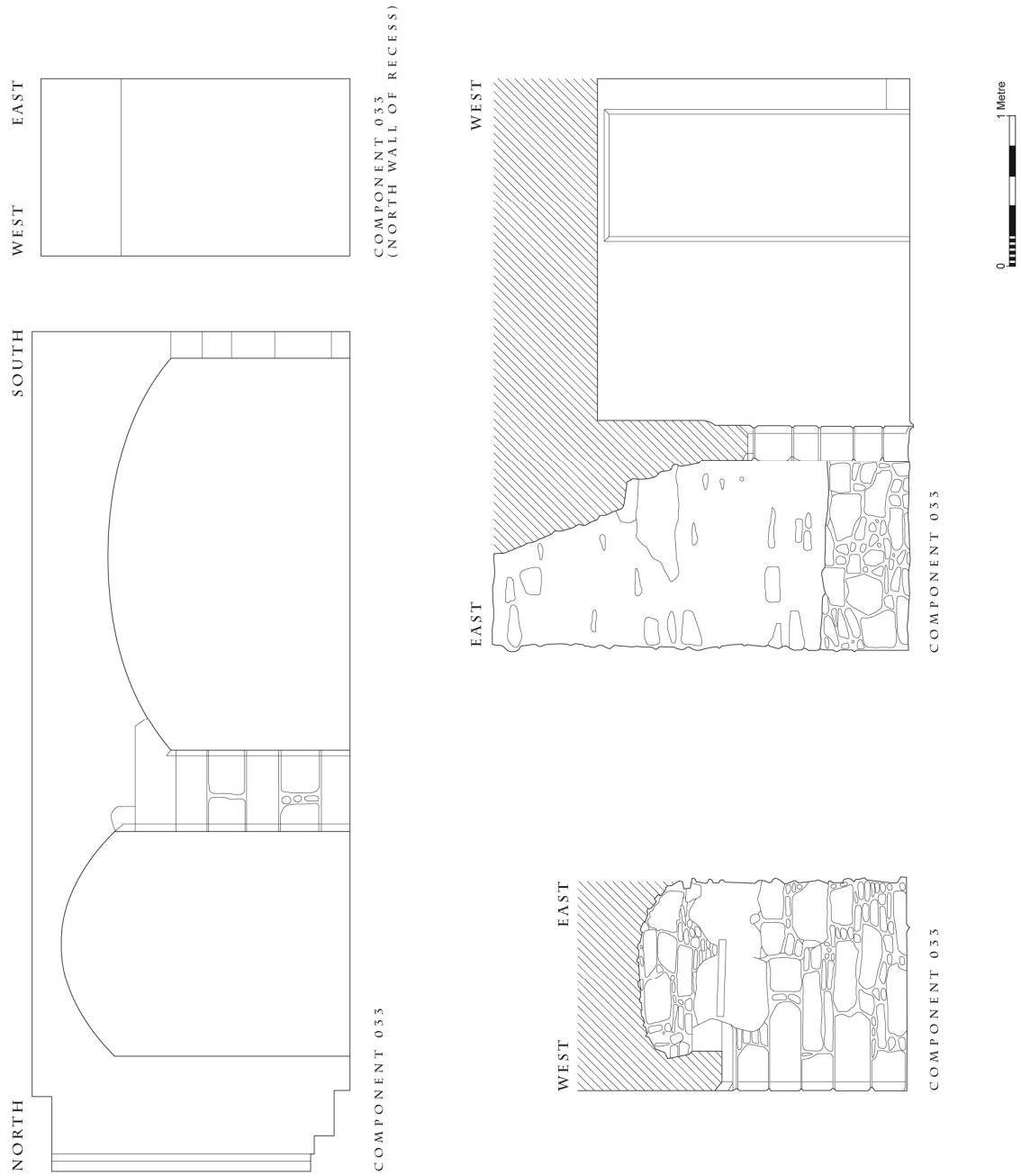


Figure A5-4: Components 033: Elevations

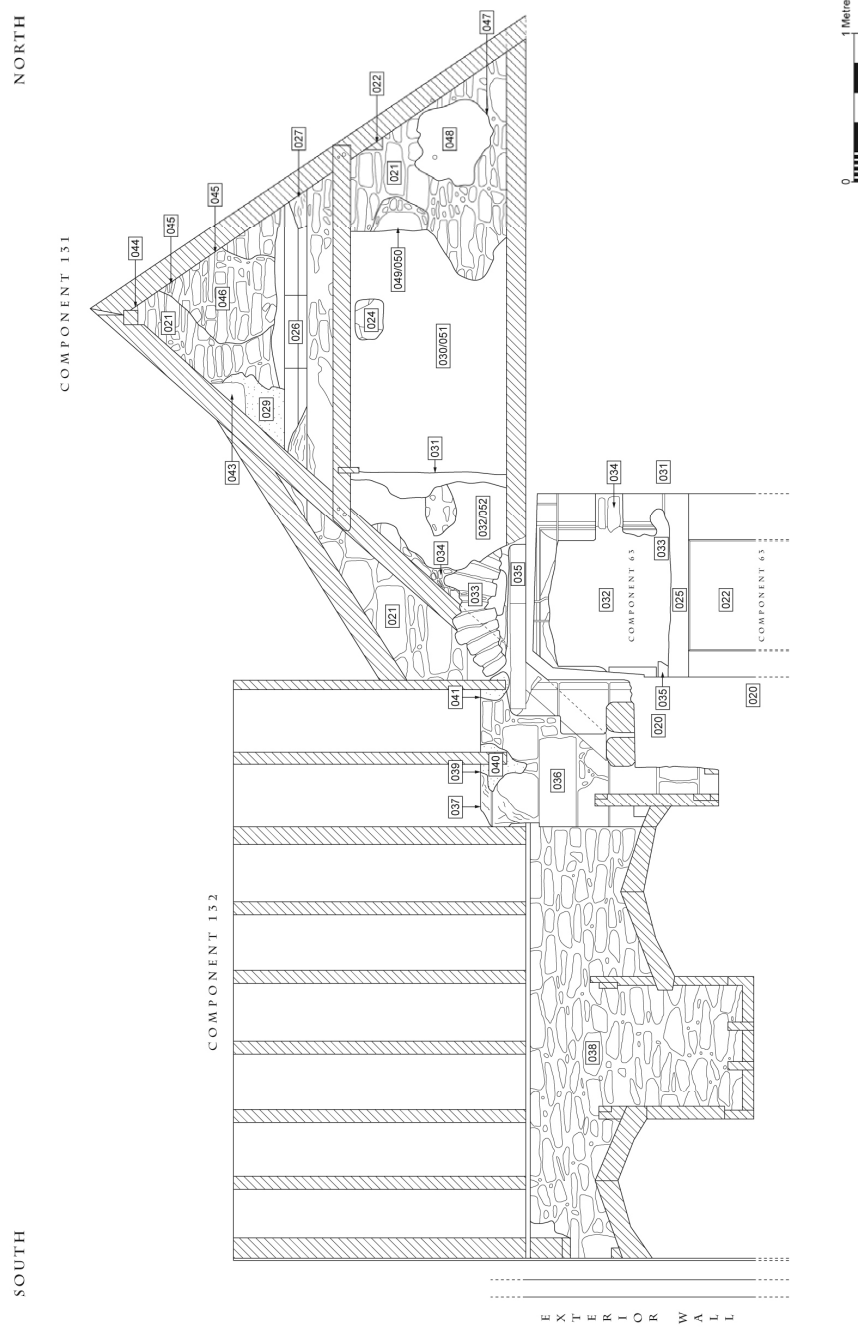


Figure A5-5: Components 63, 131, 132: Elevations



Figure A5-6: Component 019 (Pend): Plans and elevations

## A5 Appendix 5: Photographic Record

### A5.1 Component Photographs

Floor Level	Component	Elevations Photographed	
Ground	020	N, E, S, W	
	021	N, E, S	
	022	N, E, S, W	
	024	N, E, S, W	
	025	N, E, S, W	
	026	N, E, S, W	
	027	N, E, S, W	
	028	N, E, S, W	
	034	N, E, S, W	
	035	N, E, S, W	
	036	N, E, S, W	
	First	040	N, E, S, W
		045	N, E, S, W
047		N, E, S, W	
053		N, E, S, W	
055		N, E, S, W	
056		N, E, S, W	
058		N, E, S, W	
059		N, E, S, W + Doorway in SE corner of the component	
060		N, E, S, W + Ceiling	
061		NE Wall + S, W	
063		N, E, S, W	
064		N, E, S, W	
065		N, E, S, W	
067	N, E, S, W		
Second	070	N, E, S, W	
	071	N, E, S, W	
	078	N, E, S, W	
	079	N, E, S, W	
	080	N, E, S, W + SE corner of the component	
	086	N, E, S, W	
	094	N, E, S, W	
	095	N, E, S, W	
	Third	098	N, E, S, W
099		N, E, S, W	
105		N, E, S, W	
106		N, E, S, W	
107		N, E, S, W	
111		N, E, S, W	
118		N, E, S, W	

Floor Level	Component	Elevations Photographed
	122	N, E, S, W
	126	N, E, S, W
	128 (Attic)	E, W, S, NW Chimney, NE Chimney

## A5.2 Doorway and Fireplace Photographs

### First Floor

Folder Name	Feature Type	Content Description
045	Doorway	Leading to Component 055
047	Doorway	At W end of N wall
047	Fireplace	In the N wall
059	Doorway	Leading to Component 060
059	Doorway	In the SE corner of Component 059
060	Fireplace	In the N wall
062	Doorway	Leading to Component 060
062	Fireplace	In the E wall
063	Doorway	Leading to Component 060
064	Fireplace	In the N wall
065	Doorway	In the E wall
066	Doorway	Leading to Component 067
066	Fireplace	In the W wall

### Second Floor

Folder Name	Feature Type	Content Description
070	Doorway	Leading into Component 070
087	Doorway	
088	Window (blocked)	
097	Doorway	

## A5.3 Exterior Elevation Photographs

Folder Name	Content Description
001	External Component 001
002	External Component 002
004	External Component 004
005	External Component 005
007	External Component 007
009	External Component 009
010	External Component 010
012	External Component 012
016	External Component 016
018	External Component 018
General	General shots of the exterior elevations

**A6 Appendix 6: Drawings**

Drawing	Room	Description	Scale
1	60	Moulding	1 to 1
2	60	Moulding	1 to 10
3	60	Moulding	1 to 5
4	59	Moulding	1 to 1
5	59	Moulding	1 to 5
6	59	Moulding	1 to 10
7	63	Moulding	1 to 1
8	47	Moulding	1 to 1
9	47	Moulding	1 to 5
10	65	Moulding	1 to 1
11	63	Moulding	1 to 1
12	45, 53	Moulding	1 to 5
13	62	Moulding	1 to 2
14	62	Moulding	1 to 1
15	62	Moulding	1 to 1
16	14	Moulding	1 to 1
17	14	Moulding	1 to 1
18	46	Moulding	1 to 5
19	46	Moulding	1 to 1
20	62, 66	Moulding	1 to 1
21	19	West Elevation	1 to 20
22	19	East Elevation	1 to 20
23	19	Plan of ceiling	1 to 20
24	19	Ground plan	1 to 20
25	101	North Elevation	1 to 50
26	101	East Elevation	1 to 50
27	101	South Elevation	1 to 50
28	101	West Elevation	1 to 50
29	100	North Elevation	1 to 50
30	100	West Elevation	1 to 50
31	100	East Elevation	1 to 50
32	100	South Elevation	1 to 50
33	102	South Elevation	1 to 50
34	102	North Elevation	1 to 50
35	102	West Elevation	1 to 50
36	103	East Elevation	1 to 50
37	103	West Elevation	1 to 50
38	103	South Elevation	1 to 50
39	109	North Elevation	1 to 50
40	109	South Elevation	1 to 50



Drawing	Room	Description	Scale
41	109	East Elevation	1 to 50
42	109	West Elevation	1 to 50
43	104	North Elevation	1 to 50
44	104	South Elevation	1 to 50
45	104	West Elevation	1 to 50
46	108	South Elevation	1 to 50
47	108	North Elevation	1 to 50
48	108	East Elevation	1 to 50
49	108	West Elevation	1 to 50
50	114	South Elevation	1 to 50
51	114	North Elevation	1 to 50
52	114	West Elevation	1 to 50
53	128	East Elevation	1 to 20
54	131, 132	West Elevation	1 to 20
55	114	East Elevation	1 to 50
56	115	East Elevation	1 to 50
57	115	North Elevation	1 to 50
58	115	West Elevation	1 to 50
59	115	South Elevation	1 to 50
60	116	North Elevation	1 to 50
61	116	South Elevation	1 to 50
62	116	West Elevation	1 to 50
63	116	East Elevation	1 to 50
64	116	Cupboard East Elevation	1 to 50
65	116	Cupboard West Elevation	1 to 50
66	116	Cupboard North Elevation	1 to 50
67	116	Cupboard South Elevation	1 to 50
68	110	South Elevation	1 to 50
69	110	North Elevation	1 to 50
70	110	East Elevation	1 to 50
71	110	West Elevation	1 to 50
72	117	East Elevation	1 to 50
73	117	West Elevation	1 to 50
74	117	South Elevation	1 to 50
75	112	North Elevation	1 to 50
76	112	South Elevation	1 to 50
77	112	West Elevation	1 to 50
78	113	East Elevation	1 to 50
79	113	South Elevation	1 to 50
80	113	West Elevation	1 to 50
81	119	Cupboard North Elevation	1 to 50
82	119	Cupboard South Elevation	1 to 50

Drawing	Room	Description	Scale
83	119	Cupboard West Elevation	1 to 50
84	119	Cupboard East Elevation	1 to 50
85	118	Cupboard West Elevation	1 to 50
86	118	Cupboard East Elevation	1 to 50
87	118	Cupboard South Elevation	1 to 50
88	118	Cupboard North Elevation	1 to 50
89	122	East Cupboard East Elevation	1 to 50
90	122	East Cupboard West Elevation	1 to 50
91	122	East Cupboard South Elevation	1 to 50
92	122	East Cupboard North Elevation	1 to 50
93	122	West Cupboard West Elevation	1 to 50
94	122	West Cupboard East Elevation	1 to 50
95	122	West Cupboard South Elevation	1 to 50
96	122	West Cupboard North Elevation	1 to 50
97	120	East Elevation	1 to 50
98	120	West Elevation	1 to 50
99	120	South Elevation	1 to 50
100	120	North Elevation	1 to 50
101	120	Door Margin (West)	1 to 50
102	120	Cupboard North Elevation	1 to 50
103	120	Cupboard South Elevation	1 to 50
104	120	Cupboard West Elevation	1 to 50
105	120	Cupboard East Elevation	1 to 50
106	120	Cupboard West Elevation	1 to 50
107	120	Cupboard East Elevation	1 to 50
108	120	Cupboard South Elevation	1 to 50
109	120	Cupboard North Elevation	1 to 50
110	121	West Elevation	1 to 50
111	121	East Elevation	1 to 50
112	121	North Elevation	1 to 50
113	121	Insert to Drawing No. 111	1 to 50
114	121	Insert to Drawing No. 111	1 to 50
115	121	South Elevation	1 to 50
116	76	South Elevation	1 to 50
117	81	East Elevation	1 to 50
118	81	West Elevation	1 to 50
119	81	North Elevation	1 to 50
120	105	Cupboard West Elevation	1 to 50
121	105	Cupboard East Elevation	1 to 50
122	105	Cupboard North Elevation	1 to 50
123	105	Cupboard South Elevation	1 to 50
124	98	Cupboard West Elevation	1 to 50

Drawing	Room	Description	Scale
125	98	Cupboard East Elevation	1 to 50
126	98	Cupboard South Elevation	1 to 50
127	98	Cupboard North Elevation	1 to 50
128	99	Cupboard East Elevation	1 to 50
129	99	Cupboard West Elevation	1 to 50
130	99	Cupboard North Elevation	1 to 50
131	99	Cupboard South Elevation	1 to 50
132	106	Cupboard South Elevation	1 to 50
133	106	Cupboard North Elevation	1 to 50
134	106	Cupboard East Elevation	1 to 50
135	106	Cupboard West Elevation	1 to 50
136	107	Cupboard North Elevation	1 to 50
137	107	Cupboard South Elevation	1 to 50
138	107	Cupboard West Elevation	1 to 50
139	107	Cupboard East Elevation	1 to 50
140	21	East Elevation	1 to 20
141	21	North Elevation	1 to 20
142	20	South Elevation	1 to 20
143	20	East Elevation	1 to 50
144	20	West Elevation	1 to 50
145	20	North Elevation	1 to 50
146	76	North Elevation	1 to 50
147	77	North Elevation	1 to 50
148	77	South Elevation	1 to 50
149	77	East Elevation	1 to 50
150	77	West Elevation	1 to 50
151	70	Cupboard South Elevation	1 to 50
152	70	Cupboard North Elevation	1 to 50
153	70	Cupboard East Elevation	1 to 50
154	70	Cupboard West Elevation	1 to 50
155	78	Cupboard South Elevation	1 to 50
156	78	Cupboard North Elevation	1 to 50
157	78	Cupboard East Elevation	1 to 50
158	78	Cupboard West Elevation	1 to 50
159	79	Cupboard South Elevation	1 to 50
160	79	Cupboard North Elevation	1 to 50
161	79	Cupboard East Elevation	1 to 50
162	79	Cupboard West Elevation	1 to 50
163	80	Cupboard North Elevation	1 to 50
164	80	Cupboard South Elevation	1 to 50
165	80	Cupboard East Elevation	1 to 50
166	80	Cupboard West Elevation	1 to 50

Drawing	Room	Description	Scale
167	80	Recess in SE corner North Elevation	1 to 50
168	80	Recess in SE corner East Elevation	1 to 50
169	80	Recess in SE corner South Elevation	1 to 50
170	80	Recess in SE corner West Elevation	1 to 50
171	73	North Elevation	1 to 50
172	73	East Elevation	1 to 50
173	73	West Elevation	1 to 50
174	73	South Elevation	1 to 50
175	72	North Elevation	1 to 50
176	72	South Elevation	1 to 50
177	72	East Elevation	1 to 50
178	72	West Elevation	1 to 50
179	71	Cupboard West Elevation	1 to 50
180	71	Cupboard East Elevation	1 to 50
181	71	Cupboard North Elevation	1 to 50
182	71	Cupboard South Elevation	1 to 50
183	74	North Elevation	1 to 50
184	74	South Elevation	1 to 50
185	89	East Elevation	1 to 50
186	89	West Elevation	1 to 50
187	89	North Elevation	1 to 50
188	89	South Elevation	1 to 50
189	90	West Elevation	1 to 50
190	90	East Elevation	1 to 50
191	90	North Elevation	1 to 50
192	90	South Elevation	1 to 50
193	82	North Elevation	1 to 50
194	82	South Elevation	1 to 50
195	88	East Elevation	1 to 50
196	88	South Elevation	1 to 50
197	88	North Elevation	1 to 50
198	88	West Elevation	1 to 50
199	91	Cupboard North Elevation	1 to 50
200	91	Cupboard South Elevation	1 to 50
201	91	Cupboard West Elevation	1 to 50
202	91	Cupboard East Elevation	1 to 50
203	83	East Elevation	1 to 50
204	83	West Elevation	1 to 50
205	96	East Elevation	1 to 50
206	96	West Elevation	1 to 50
207	96	South Elevation	1 to 50
208	96	North Elevation	1 to 50

Drawing	Room	Description	Scale
209	97	West Elevation	1 to 50
210	97	South Elevation	1 to 50
211	97	North Elevation	1 to 50
212	97	East Elevation	1 to 50
213	84	North Elevation	1 to 50
214	84	South Elevation	1 to 50
215	85	East Elevation	1 to 50
216	85	West Elevation	1 to 50
217	87	Cupboard East Elevation	1 to 50
218	87	Cupboard West Elevation	1 to 50
219	87	Cupboard South Elevation	1 to 50
220	87	Cupboard North Elevation	1 to 50
221	95	Cupboard East Elevation	1 to 50
222	95	Cupboard West Elevation	1 to 50
223	95	Cupboard North Elevation	1 to 50
224	95	Cupboard South Elevation	1 to 50
225	94	Cupboard West Elevation	1 to 50
226	94	Cupboard East Elevation	1 to 50
227	94	Cupboard North Elevation	1 to 50
228	94	Cupboard South Elevation	1 to 50
229	93	West Elevation	1 to 50
230	93	East Elevation	1 to 50
231	93	North Elevation	1 to 50
232	93	South Elevation	1 to 50
233	93	Cupboard South Elevation	1 to 50
234	93	Cupboard West Elevation	1 to 50
235	92	East Elevation	1 to 50
236	92	West Elevation	1 to 50
237	92	North Elevation	1 to 50
238	92	South Elevation	1 to 50
239	92	Cupboard East Elevation	1 to 50
240	92	Cupboard South Elevation	1 to 50
241	57	West Elevation	1 to 50
242	57	East Elevation	1 to 50
243	57	North Elevation	1 to 50
244	57	South Elevation	1 to 50
245	58	Cupboard South Elevation	1 to 50
246	58	Cupboard North Elevation	1 to 50
247	58	Cupboard East Elevation	1 to 50
248	58	Cupboard West Elevation	1 to 50
249	53, 56	West Elevation	1 to 50
250	53	North Elevation	1 to 50

Drawing	Room	Description	Scale
251	53	East Elevation	1 to 50
252	53	South Elevation	1 to 50
253	56	East Elevation	1 to 50
254	55	South Elevation	1 to 50
255	55	North Elevation	1 to 50
256	54	North Elevation	1 to 50
257	54	South Elevation	1 to 50
258	54	East Elevation	1 to 50
259	54	West Elevation	1 to 50
260	69	West Elevation	1 to 50
261	69	East Elevation	1 to 50
262	69	South Elevation	1 to 50
263	69	North Elevation	1 to 50
264	43	North Elevation	1 to 50
265	43	South Elevation	1 to 50
266	43	West Elevation	1 to 50
267	33	West Elevation	1 to 50
268	33	North Elevation	1 to 50
269	33	North Elevation	1 to 50
270	128	Plan	1 to 50
271	Exterior	Measured sketch of floor levels	1:50
272	33	East Elevation	1 to 50
273	33	North Elevation of recess	1 to 50
274	33	North Elevation of fireplace interior	1 to 20
275	33	South Elevation of fireplace interior	1 to 20
276	75	West Elevation	1 to 50
277	43	East Elevation	1 to 50
278	42	West Elevation	1 to 50
279	42	North Elevation	1 to 50
280	42	South Elevation	1 to 50
281	42	East Elevation	1 to 50
282	48	East Elevation	1 to 50
283	48	West Elevation	1 to 50
284	48	North Elevation	1 to 50
285	48	South Elevation	1 to 50
286	131	East Elevation	1 to 20
287	61	West Elevation	1 to 50
288	61	North Elevation	1 to 50
289	61	South Elevation	1 to 50
290	61	East Elevation	1 to 50
291	23	South Elevation	1 to 50
292	23	North Elevation	1 to 50

Drawing	Room	Description	Scale
293	23	East Elevation	1 to 50
294	23	West Elevation	1 to 50
295	37	South Elevation	1 to 50
296	37	North Elevation	1 to 50
297	37	West Elevation	1 to 50
298	37	East Elevation	1 to 50
299	38	West Elevation	1 to 50
300	38	East Elevation	1 to 50
301	38	South Elevation	1 to 50
302	38	North Elevation	1 to 50
303	39	South Elevation	1 to 50
304	39	North Elevation	1 to 50
305	39	West Elevation	1 to 50
306	39	East Elevation	1 to 50
307	Stair	West Elevation	1 to 50
308	75, 76	East Elevation	1 to 50
309	124	South Elevation	1 to 50
310	124	East Elevation	1 to 50
311	124	West Elevation	1 to 50
312	124	North Elevation	1 to 50
313	40	South Elevation	1 to 50
314	40	West Elevation	1 to 50
315	40	North Elevation	1 to 50
316	41	East Elevation	1 to 50
317	44	North Elevation	1 to 50
318	44	East Elevation	1 to 50
319	26	West Elevation	1 to 50
320	26	South Elevation	1 to 50
321	26	East Elevation	1 to 50
322	26	North Elevation	1 to 50
323	22	West Elevation	1 to 20
324	22	East Elevation	1 to 20
325	22	South Elevation	1 to 20
326	22	North Elevation	1 to 20
327	22	West Elevation of window bay	1 to 20
328	22	East Elevation of door bay	1 to 20
329	22	West Elevation of door bay	1 to 20
330	22	East Elevation of window bay	1 to 20
331	134	North Elevation of South Porch	1 to 20
332	134	East Elevation	1 to 20
333	134	West Elevation	1 to 20
334	27	South Elevation	1 to 20

Drawing	Room	Description	Scale
335	27	West Elevation	1 to 20
336	27	East Elevation	1 to 20
337	27	North Elevation	1 to 20



## A7 Appendix 7: Context Register

In the table below, C. No. = Component Number and F. No = Feature Number

C. No.	F. No.	Description	Period
1	1001	N wall of building to E of C002	
1	1002	N wall of building to W of C002	
1	1003	Roughcast harling on 001001, 001002, 001195, 001196, 001063 & 001064	
1	1004	White paint on 001003	
1	1005	Ground floor door aperture to C026	
1	1006	Ground floor window aperture to C025	
1	1007	Ground floor, wide, open door aperture to C019	
1	1008	First floor window aperture to C059	
1	1009	First floor window aperture to C059	
1	1010	First floor window aperture to C059	
1	1011	First floor window aperture to C053	
1	1012	Second floor window aperture to C086	
1	1013	Second floor window aperture to C091	
1	1014	Second floor window aperture to C090	
1	1015	Second floor window aperture to C089	
1	1016	Third floor window aperture to C118	
1	1017	Third floor window aperture to C116	
1	1018	Third floor window aperture to C115	
1	1019	Third floor window aperture to C114	
1	1020	Ground floor window aperture to C020	
1	1021	Ground floor door aperture to C020	
1	1022	Ground floor window aperture to C020	
1	1023	Ground floor door aperture to C020	
1	1024	First floor window aperture to C043	
1	1025	First floor window aperture to C042	
1	1026	First floor window aperture to C041	
1	1027	First floor window aperture to C040	
1	1028	Second floor window aperture to C073	
1	1029	Second floor window aperture to C072	
1	1030	Second floor window aperture to C071	
1	1031	Second floor window aperture to C070	
1	1032	Third floor window aperture to C101	
1	1033	Third floor window aperture to C100	
1	1034	Third floor window aperture to C099	
1	1035	Third floor window aperture to C098	
1	1036	Vertical drainpipe and fittings to E of C002	
1	1037	Vertical drainpipe and fittings to W of C002	
1	1038	Horizontal gutter at top of wall to E of C002	
1	1039	Horizontal gutter at top of wall to W of C002	
1	1040	White paint on 001036, 001037, 001038,001039	
1	1041	Metal pipe sawn off and painted by 001004, just W and above 001005	
1	1042	Small circular hole in 001003, just to E of 001041	
1	1043	Small circular hole in 001003, just to E of 001042	

C. No.	F. No.	Description	Period
1	1044	Metal pipe, painted by 001004, just to W of 001008	
1	1045	Metal pipe, painted by 001004, in E margin of 001009	
1	1046	Metal pipe, painted by 001004, just to W of 001009	
1	1047	Metal pipe, painted by 001004, below 001019	
1	1048	Small hole in 001001, covered by 001003 and 001004, just to E of top of 001036	
1	1049	Small hole in 001001, covered by 001003 and 001004, just above 001048	
1	1050	Small circular hole in 001003, just to E of top of 001017	
1	1051	Electric (phone?) cable, W end runs into window 001011, E end runs into C004	
1	1052	Small hole in fabric of 001001, at extreme E end, covered by 001004	
1	1053	Small hole in fabric of 001001, below 001052, covered by 001003	
1	1054	Small hole in fabric of 001001, below 001053, covered by 001003	
1	1055	Small hole in fabric of 001001, below 001054, covered by 001003	
1	1056	Metal pipe, painted by 001004, just below 001015	
1	1057	Small electric cable end (?), covered by 001003, just to E of 001020	
1	1058	Metal pipe, painted by 001004, just above 001057	
1	1059	Two metal pipes just above 001024, painted by 001005	
1	1060	Metal pipe above 001059, painted by 001005	
1	1061	Metal pipe below 001032, painted by 001005	
1	1062	Projecting corbel to W of 001031, covered by 001004 and 001005	
1	1063	Projecting build of W end of 001002, to W of 001027	
1	1064	Shelf in masonry of 001002, below 001063	
1	1065	Replaced stone at base of E margin of door 001005	
1	1066	Replaced stone at base of W margin of door 001005	
1	1067	Circular cut in E margin of 001005, N face	
1	1068	Mortar infill of 001067	
1	1069	Rectangular cut in E margin of 001005, W face	
1	1070	Lead and iron infill of 001069	
1	1071	Large crude cut in E margin of 001005	
1	1072	Large careful cut in W margin of 001005	
1	1073	Probable oval cut in W margin of 001005	
1	1074	Mortar infill of 001073	
1	1075	Wood door frame in 001005	
1	1076	Wood door in 001075	
1	1077	Replaced lintel to 001006	
1	1078	Replaced top stone of E margin of 001006	
1	1079	Replaced entire W margin (4 stones) of 001006	
1	1080	Replaced sill of 001006	
1	1081	Circular cut in E margin of 001006	
1	1082	Mortar infill of 001081	
1	1083	Circular cut in E margin of 001006, below 001081	
1	1084	Mortar infill of 001083	
1	1085	Square cut in E margin of 001006, below 001083	
1	1086	Lead and iron infill of 001085	
1	1087	Wood window frame in 001006	
1	1088	Wood window in 001087	
1	1089	Probable replaced lintel to 001007	

C. No.	F. No.	Description	Period
1	1090	Repair at top of E margin of 001007, below E end of 001089	
1	1091	Small rectangular dook hole near base of E margin of 001007	
1	1092	Lead and iron infill of 001091	
1	1093	Area of damage to base of E margin of 001007 (around 001091 & 001092)	
1	1094	Scraps of whitewash on E margin of 001007 and underside of lintel 001089 (runs under harling 001003)	
1	1095	Replaced sill to window 001008	
1	1096	Replaced E margin to window 001008	
1	1097	Replaced W margin to window 001008	
1	1098	Wood window frame in 001008	
1	1099	Wood window in 001098	
1	1100	White paint	
1	1101	Cut towards E end of N face of lintel to 001008	
1	1102	Cut towards W end of N face of lintel to 001008	
1	1103	Mortar infill of 001101	
1	1104	Mortar infill of 001102	
1	1105	Square hole towards E end of underside of lintel to 001008	
1	1106	Square hole towards middle of underside of lintel to 001008	
1	1107	Square hole towards W end of underside of lintel to 001008	
1	1108	Mortar infill of 001106	
1	1109	Mortar infill of 001107	
1	1110	Cut near E end of N face of lintel to 001009	
1	1111	Mortar infill of 001110	
1	1112	Cut near middle of N face of lintel to 001009	
1	1113	Mortar infill of 001112	
1	1114	Cut near W end of N face of lintel to 001009	
1	1115	Mortar infill of 114	
1	1116	Square hole near E end of underside of lintel to 001009	
1	1117	Mortar infill of 001116	
1	1118	Square hole near middle of underside of lintel to 001009	
1	1119	Mortar infill of 001118	
1	1120	Square hole near W end of underside of lintel to 001009	
1	1121	Mortar infill of 001120	
1	1122	Probable cut near top of E margin of 001009 (just below 001045)	
1	1123	Mortar infill of 001122	
1	1124	Rectangular cut in E margin of 001009, below 001122	
1	1125	Mortar and stone infill of 001124	
1	1126	Probable cut near top of W margin of 001109	
1	1127	Mortar infill of 001126	
1	1128	Vertical rectangular cut in W margin of 001009, below 001126	
1	1129	Stone and mortar infill of 001128	
1	1130	Probable cut in W margin of 001009, below 001128	
1	1131	Mortar infill of 001130	
1	1132	Probable cut in W margin of 001009, below 001130	
1	1133	Mortar infill of 001132	
1	1134	Cut in E face of W margin of 001009	
1	1135	Mortar infill of 001134	
1	1136	Metal (iron) hoop in E end of upper face of sill to 001009 - cable 001051	

C. No.	F. No.	Description	Period
		runs through it	
1	1137	Metal (iron) hoop in W end of upper face of sill to 001009 - cable 001051 runs through it	
1	1138	Square cut near E end of upper face of sill to 001009	
1	1139	Mortar infill of 001038	
1	1140	Square cut in middle of upper face of sill to 001009	
1	1141	Mortar infill of 001040	
1	1142	Square cut near W end of upper face of sill to 001009	
1	1143	Mortar infill of 001142	
1	1144	Wood window frame in 001009	
1	1145	Wood window in 001009	
1	1146	Small square cut on inner (E) side of 2nd stone up of W margin of 001010	
1	1147	Mortar infill of 001146	
1	1148	Wood window frame on 001010	
1	1149	Wood window in 001148	
1	1150	Replaced lintel to window 001011	
1	1151	Replaced E margin to window 001011	
1	1152	Replaced W margin to window 001011	
1	1153	Replaced sill to window 001011	
1	1154	Cut in top of E margin of 001011	
1	1155	Mortar infill of 0010154	
1	1156	Cut in E margin of window 001011, below 0010154	
1	1157	Mortar infill of 0010156	
1	1158	Cut in E margin of window 001011, below 0010158	
1	1159	Mortar infill of 0010158	
1	1160	Cut in E margin of window 001011, below 0010158	
1	1161	Mortar infill 0010160	
1	1162	Wood window frame in 001011	
1	1163	Wood window in 0010162	
1	1164	Wood window frame in 001012	
1	1165	Wood window in 0010164	
1	1166	Replaced lintel to 001013, see sketch on 001013 for location	
1	1167	Replaced upper stone of E margin of 001013, see sketch on 001013 for location	
1	1168	Replaced middle stone of E margin of 001013, see sketch on 001013 for location	
1	1169	Replaced lower stone of E margin of 001013, see sketch on 001013 for location	
1	1170	Replaced upper part of W margin of 001013, see sketch on 001013 for location	
1	1171	Replaced lower part of W margin of 001013, see sketch on 001013 for location	
1	1172	Replaced sill to 001013, see sketch on 001013 for location	
1	1173	Cut in W margin of 001013, see sketch on 001013 for location	
1	1174	Cut in W margin of 001013 below 001173, see sketch on 001013 for location	
1	1175	Cut in W margin of 001013 below 001174, see sketch on 001013 for location	
1	1176	Mortar infill of 001173, see sketch on 001013 for location	
1	1177	Mortar infill of 001174, see sketch on 001013 for location	

C. No.	F. No.	Description	Period
1	1178	Mortar infill of 001175, see sketch on 001013 for location	
1	1179	Wood window frame in 001013, see sketch on 001013 for location	
1	1180	Wood window frame in 001014, see sketch on 001013 for location	
1	1181	Replaced top stone in E margin of 001014	
1	1182	Wood window frame in 001014	
1	1183	Wood window frame in 0011825	
1	1184	Wood window frame in 001015	
1	1185	Wood window frame in 001184	
1	1186	Wood window frame in 001016	
1	1187	Wood window in 001186	
1	1188	Wood window frame in 001017	
1	1189	Wood window frame in 001188	
1	1190	Wood window frame in 001018	
1	1191	Wood window in 001190	
1	1192	Wood window frame in 001019	
1	1193	Wood window in 001192	
1	1194	Possible replaced sill to 001014	
1	1195	Theoretical 3rd floor build to E of C002	
1	1196	Theoretical 3rd floor build to W of C002	
1	1197	Group number for apertures 001020-001023	
1	1198	Safe block of sandstone, forming base of E margin of 001021	
1	1199	Sandstone blocks forming base of W margin of 001021 and E margin of 001022	
1	1200	Single stone at base of W margin of 001022	
1	1201	Single stone at base of W margin of 011022 and base of E margin of 001023	
1	1202	Replaced stone above 001210, W margin 001022 and E margin 001023	
1	1203	Stones above 001202, prob reused, W margin of 001022 and E margin of 001023	
1	1204	2 prob replaced stones above 001199, W margin of 001021 and E margin of 001022	
1	1205	4 replaced lintels to (to 001020-001023) 4 replaced stones forming E margin of 001020 and W of 001021, and 1 replaced stone forming top of W margin of 001022 and E margin of 001023	
1	1206	Replaced sill to 001020	
1	1207	Infill below 001206	
1	1208	Infill below 001207, projects N of 001207	
1	1209	Replaced sill to 001023	
1	1210	Infill below 001209	
1	1211	Infill below 001210, projects N of 001210	
1	1212	Cut through 001023, 001211	
1	1213	Cement infill of 001212	
1	1214	Square hole in N face of 001199	
1	1215	Iron belt infilling 001214	
1	1216	Damage to 001020	
1	1217	Damage to 001199	
1	1218	Wood window frame to 001020	
1	1219	Wood window in 001218	
1	1220	Wood door in frame in 001021	

C. No.	F. No.	Description	Period
1	1221	Wood window in 001220	
1	1222	Wood window frame in 001022	
1	1223	Wood window in 001222	
1	1224	Wood window frame in 001023	
1	1225	Wood window frame in 001224	
1	1226	Stone sill to 001021	
1	1227	Stone sill to 001022	
1	1228	Rectangular cut in 001020, post dates 001216?	
1	1229	Lead infill of 001228	
1	1230	Replaced stone of E margin of 001024	4
1	1231	Single replaced stone of W margin of 001021	6
1	1232	Wood window frame in in 001024	6
1	1233	Wood window in 001232	6
1	1234	Wood window frame in 001025	6
1	1235	Wood window in 001234	6
1	1236	Replaced lintel, E margin, sill and based stone of W margin of 001025	6
1	1237	Crude hole in top stone of W margin of 001025	3
1	1238	Crude hole below 001237	3
1	1239	Crude hole below 001238	3
1	1240	Mortar infill of 001237	4
1	1241	Mortar infill of 001238	4
1	1242	Mortar infill of 001239	4
1	1243	Replaced sill to 001026	6
1	1244	Damage to N face of top of E margin of 001026	3
1	1245	Square hole in top of E margin of 001026	3
1	1246	Square hole below 001245	3
1	1247	Square hole below 001246	3
1	1248	Square hole below 001247	3
1	1249	Square hole below 001248	3
1	1250	Square hole below 001249	3
1	1251	Square hole in top of W margin of 001026 (empty)	3
1	1252	Square hole below 001251	3
1	1253	Square hole below 001252 (empty)	3
1	1254	Square hole below 001253	3
1	1255	Square hole below 001254	3
1	1256	Square hole below 001255	4
1	1257	Mortar infill of 001245	4
1	1258	Mortar infill of 001246	4
1	1259	Mortar infill of 001247	4
1	1260	Mortar infill of 001248	4
1	1261	Mortar infill of 001249	4
1	1262	Mortar infill of 001250	4
1	1263	Mortar infill of 001252	4
1	1264	Mortar infill of 001254	4
1	1265	Mortar infill of 001255	4
1	1266	Mortar infill of 001256	6
1	1267	Wood window frame in 001026	6
1	1268	Wood window in 001267	6

C. No.	F. No.	Description	Period
1	1269	Replaced lintel to 001027	7
1	1270	Replaced sill to 001027	4
1	1271	Cut in based stone of E margin of 001027	4
1	1272	Iron bracket in 001271	4
1	1273	Yellow paint on 001272	4
1	1274	Empty horizontal rectangular cut in base of W margin of 001027	6
1	1275	Wood window frame in 001027	6
1	1276	Wood window in 001275	7
1	1277	Replacement stonework in window 001028	7
1	1278	Wood window sill in 001028	7
1	1279	Wood window in 001278	4
1	1280	Replacement lintel to 001029	3
1	1281	Probable replaced top two stones of E margin of 001029	3
1	1282	Cut at top of surviving original E margin of 001029	3
1	1283	Cut below 001282	3
1	1284	Cut below 001283	3
1	1285	Cut below 001284	3
1	1286	Cut ion top stone of W margin 001029	3
1	1287	Cut below 001286	3
1	1288	Cut below 001287	3
1	1289	Cut below 001288	3
1	1290	Cut below 001289	3
1	1291	Cut below 001290	3
1	1292	Cut below 001291	3
1	1293	Mortar infill of 001282	3
1	1294	Mortar infill of 001283	3
1	1295	Mortar infill of 001284	3
1	1296	Mortar infill of 001285	3
1	1297	Mortar and stone infill of 001287	3
1	1298	Mortar infill of 001287	3
1	1299	Mortar infill of 001288	3
1	1300	Mortar infill of 001289	3
1	1301	Mortar infill of 001290	3
1	1302	Mortar infill of 001291	3
1	1303	Mortar infill of 001292	6
1	1304	Wood window frame in 001029	6
1	1305	Wood window frame in 001304	6
1	1306	Wood window frame in 001030	6
1	1307	Wood window frame in 001306	7
1	1308	Replacement stone sill to 001030	3
1	1309	Replacement stone to 001031	7
1	1310	Wood window frame in 001031	7
1	1311	Wood window in in 001310	4
1	1312	Cut in top of sill to window 001032	4
1	1313	Cut in top of sill to window 001032, to W of 001312	4
1	1314	Lead and iron infill of 001312	4
1	1315	Lead and iron fill on 001313	6
1	1316	Wood window frame in 001032	6

C. No.	F. No.	Description	Period
1	1317	Wood window in 001316	6
1	1318	Wood window frame in 00133	6
1	1319	Wood window frame in 001318	6
1	1320	Wood window frame in 001034	6
1	1321	Wood window frame in 001320	6
1	1322	Replacement lintel to window 001034	7
1	1323	Replacement lintel to window 001035	7
1	1324	Replacement top 2 stones of E margin of 001035	7
1	1325	Replacement top 3 stones of W margin of 001035	7
1	1326	Replacement sill to 001035	7
1	1327	Wood window frame in 001035	7
1	1328	Wood window frame in 001327	7
1	1329	Gardrobe chute at base of W end of 001002	3
1	1330	Walling built against N face of 001329	6
1	1331	Capping to 001330	6
1	1332	Iron grate over 001331	6
1	1333	Black paint on 001332	7
2	2001	Wall fabric	4
2	2002	Door at base of 002001	4
2	2003	Window near base of 002001	4
2	2004	Window above 002003	4
2	2005	Window above 002004	4
2	2006	Window above 002005	4
2	2007	Guttering at top of 002001	5
2	2008	Harling on 002001	7
2	2009	Whitewash on 002008	7
2	2010	Basal stones of E margin of 002002	4
2	2011	Basal stones of W margin of 002002	4
2	2012	Steps up (#) to 002002	4
2	2013	Concrete repair in top step of 002012	5
2	2014	Square hole in N face of basal stone of E margin of 002002	1
2	2015	Square hole in N face of 3rd stone up of E margin of 002002	1
2	2016	Large hole in N face of top stone E margin of 002002	1
2	2017	Hole at top of top stone of E margin of 002002, N face	1
2	2018	Square hole on W face of 2nd stone up E margin of 002002	1
2	2019	Damage to top of 2nd stone up of E margin of 002002	4
2	2020	Rectangular hole in N face of 2nd stone up of W MARGIN OF 002002	4
2	2021	Rectangular hole in N face of basal stone of 002011	1
2	2022	Damage to N face of 2nd stone of W margin of 002002	1
2	2023	Square hole in E face of basal stone of W margin of 002002	1
2	2024	Rectangular hole in E face of 3rd and 4th stone of W margin of 002002	1
2	2025	Crack in lintel of 002002	4
2	2026	Cement infill of 002014	4
2	2027	Cement infill of 002015	4
2	2028	Cement infill of 002016	4
2	2029	Cement infill of 002017	4
2	2030	Lead (?) infill of 002018	4
2	2031	Mortar and stone infill of 002020	1



C. No.	F. No.	Description	Period
2	2032	Lead and iron infill of 002021	4
2	2033	Mortar and stone infill of 002023	1
2	2034	Scraps of beige paint on inner faces of margins of 002002-predate 002035	4
2	2035	Wood door frame in 002002	5
2	2036	Wood door in 002035	5
2	2037	Cement infill of 002025	5
2	2038	Bars and bar holes in 002003	4
2	2039	Wood window frame in 002003	5
2	2040	Wood window frame in 002003	5
2	2041	White paint on 002039	5
2	2042	Bars and bar holes in 002004	5
2	2043	Wood window frame in 002004	5
2	2044	Wood window in 002043	5
2	2045	Bars and bar holes in 002006	4
2	2046	Wood window frame in 002006	5
2	2047	Wood window in 002046	5
2	2048	Wood window frame in 002005	5
2	2049	Wood window in 002048	5
2	2050	Rectangular cut in E end of underside of lintel to 002006	4
2	2051	Rectangular cut in W end of underside of lintel to 002006	4
2	2052	Mortar repair at base of W face of E margin of 002006	4
2	2053	Mortar repair at base of E face of W margin of 002006	4
4	4001	1st floor window in NE tower build in 004009	1
4	4002	1st floor window to N of 004001 in build 004008	3
4	4003	2nd floor window in build 004025	4
4	4004	2nd floor window to N of	3
4	4005	3rd floor window in build 004010	5
4	4006	3rd floor window to N of 004005 in build 004011	4
4	4007	Build of S end of building, ground to 2nd floor	1
4	4008	Build to N end of building, ground to 2nd floor	3
4	4009	NE tower build at N end of 004007	1
4	4010	Chimney breast above 004007	1
4	4011	3rd floor build to N of 004010	4
4	4012	3rd floor build to S of 004010	4
4	4013	Vertical drainpipes	5
4	4014	Projecting stone at N end of 004007, under 004030	1
4	4015	Projecting stone at S end of 004007, under 004030	1
4	4016	Ground floor window in build 004008	3
4	4017	Cut at base of 004009, under 004030	4
4	4018	Scar at N end of 004008 under 004030	5
4	4019	BT cable running horizontal, glass top of 004009 and along 004008 (same as 001051)	7
4	4020	Scar near S end of 004012, under 004030	5
4	4021	Crow steps above 004012	5
4	4022	Cut at top of 004009, to take 004024, 004025	5
4	4023	Wash course on top of 004010	1
4	4024	Capping to top of 004009, under 004030	3
4	4025	Rebuild of wall, top of 004009	3

C. No.	F. No.	Description	Period
4	4026	Scar in N end of 004008, under 004030	6
4	4027	Scar in N end of 004008, below 004026, under 004030	6
4	4028	Scar in N end of 004008, below 004027, under 004030	6
4	4029	Scar in N end of 004008, below 004028, under 004030	6
4	4030	Harling over 004007, 004008, 004009, 004010, 004011, 004012, 004025	7
4	4031	White paint over 004030, 004019, 044033	7
4	4032	Glass white paint on 004013, 004014, 004035, 004036-004045	7
4	4033	Metal pipe projecting cut in 004001	5
4	4034	Wood window frame in 004001	5
4	4035	Wood window inside 004034	5
4	4036	Wood window frame in 004002	5
4	4037	Wood window in 004036	5
4	4038	Wood window frame in 004003	5
4	4039	Wood window in 004038	5
4	4040	Wood window frame in 004004	5
4	4041	Wood window in 004040	5
4	4042	Wood window frame in 004005	5
4	4043	Wood window in 004042	5
4	4044	Wood window frame in 004006	5
4	4045	Wood window in 004044	5
4	4046	Replacement sill to 004005	5
4	4047	Metal grille in 004016	5
5	5001	Door aperture at E end of 005006, ground floor	2
5	5002	Window aperture to W of 005001, ground floor	2
5	5003	Window aperture to W of 005002, ground floor	4
5	5004	Window aperture at E end of 005006, first floor	6
5	5005	Window aperture to W of 005004, first floor	2
5	5006	Wall fabric	
5	5007	Mortar render over 005006	6
5	5008	Whitewash fragments under 005007	4 & 5
5	5009	Gutter and vertical drainpipe at E end of 005006 (to E of 005005)	6 & 7
5	5010	Gutter and vertical drainpipe in middle of 005006 (to W of 005005)	6 & 7
5	5011	Vertical drainpipe and 2 horizontal side pipes to W of 005010	6 & 7
5	5012	HS green paint on 005009-005011	7
5	5013	Cables (BT?) running E-W along 005006	7
5	5014	Cut in top of lintel of 005001	2
5	5015	Infill of 005014 (obscured by 005007)	2
5	5016	Cut to W of 005014	5 to 7
5	5017	Infill of 005016-obscured by 005007, except for a copper pipe projecting N	5 to 7
5	5018	Probable large cut at W end of wall (above 005003)	6
5	5019	Cement and nibble infill of 005018	6
5	5020	TV aerial cable at E end of 005006, feeds into top of E margin of 005033	7
5	5021	Cut and base of E margin of 005001	4
5	5022	Vertical sandstone block infilling 005021	4
5	5023	Cut at base of W face of 005022	4
5	5024	Cut at top of W face of E margin of 005001	4
5	5025	Cut at base of W face of W margin of 005001	4
5	5026	Cut at top of W face of W margin of 0050014	4

C. No.	F. No.	Description	Period
5	5027	Lead and iron infill of 005023	4
5	5028	Lead and iron infill of 005024	4
5	5029	Lead and iron infill of 005025	4
5	5030	Lead and iron infill of 005026	4
5	5031	Possible cut at E end of lintel of 005001 (for C007 005005)	3
5	5032	Cut in N face of W margin of 005001	2
5	5033	Lead infill of 005032	2
5	5034	Wood door frame in 005001	6
5	5035	Wood door in 005034	3
5	5036	Possible replaced based 4 stones of E margin of 005002	3
5	5037	Possible replaced basal 4 stones of W margin of 005002	3
5	5038	Insetted sill to 005002	6
5	5039	Infill below 005038	6
5	5040	Small circular cut in 005036	4
5	5041	Small circular cut in top of E margin of 005002	4
5	5042	Small circular cut in lintel of 005002	4
5	5043	Small circular cut in top of W margin of 005002	4
5	5044	Small circular cut in 005037	4
5	5045	Small square cut above 005040	4
5	5046	Lead and iron infill of 005040	4
5	5047	Lead and iron infill of 005041	4
5	5048	Lead and iron infill of 005042	4
5	5049	Lead and iron infill of 005043	4
5	5050	Lead and iron infill of 005044	4
5	5051	Lead infill of 005045	3
5	5052	Cut in top of E end of 005039	7
5	5053	Cement and copper pipe infilling 005052	7
5	5054	Wood window frame in 005002	6
5	5055	Wood window in 005054	6
5	5056	White paint on 005054, 005055, 005073-005076, 005069, 005070	7
5	5057	Probable replace top 2 stones of W margin of 005003	4 & 5
5	5058	Replaced sill and basal 2 stones of W margin of 005003	6
5	5059	Small circular hole near base of E margin of 005003 (empty)	4
5	5060	Small circular hole above 005059	4
5	5061	Small circular hole above 005060	4
5	5062	Small circular hole above 005061	4
5	5063	Small circular hole near top of 005003	4
5	5064	Small circular hole near top of 005057	4
5	5065	Small circular hole below 005064	4
5	5066	Infill below 005058	6
5	5067	Crude cut through 005066	7
5	5068	Cement and plastic pipe infill of 005067	7
5	5069	Wood window frame in 005003	6
5	5070	Wood window in 005069	6
5	5071	Cut for alteration/insection of 005004 and 005072	6
5	5072	Replaced sill and basal 2 stones of E and W margins of 005005	6
5	5073	Wood window frame in 005004	6
5	5074	Wood window in 005073	6

C. No.	F. No.	Description	Period
5	5075	Wood window frame in 005005	6
5	5076	Wood window in 005075	6
5	5077	Cut for insection/alteration of 005003	4
5	5078	Lead and iron infill of 005060	4
5	5079	Lead and iron infill of 005061	4
5	5080	Lead and iron infill of 005062	4
5	5081	Lead and iron infill of 005063	4
5	5082	Lead and iron infill of 005064	4
5	5083	Lead and iron infill of 005065	4
7	7001	Window aperture at N end of 007011, ground floor	3
7	7002	Door aperture central to 007011, ground floor	3
7	7003	Window aperture above 007002	3
7	7004	Window aperture above 007002	5 or earlier
7	7005	Door aperture at S end of 007011	3
7	7006	Window aperture above 007005	3
7	7007	Window aperture at N end of 007011 1st floor	3
7	7008	Window aperture towards S end of 007011, 1st floor	3
7	7009	Window aperture at S end of 007011, 1st floor	3
7	7010	Masonry supporting steps	3
7	7011	General wall build	3
7	7012	Mortar repointing a cross 007011	6
7	7013	Vertical iron drainpipe at N end of wall	7
7	7014	Vertical iron drainpipe towards S end of wall	7
7	7015	Horizontal iron gutter at top of wall to N of 007008	7
7	7016	Horizontal iron gutter at top of wall to S of 007008	7
7	7017	HS green paint over 007013-007016, 007059 and 007088	7
7	7018	Cable running along wall N from S end feeds in 007007 at N end	7
7	7019	Cable running along wall N from S end, feeds into 007004 at N end	7
7	7020	Vertical slates covering top of extreme S end of wall	6
7	7021	Replaced N margin to 007001	3
7	7022	Circular hole in underside of lintel to 007001, N end	3
7	7023	Circular hole in underside of lintel to 007001, to S of 007022	3
7	7024	Circular hole in underside of lintel to 007001, to S of 007023	3
7	7025	Circular hole in top of sill to 007001, N end	3
7	7026	Circular hole in top of sill to 007001, N end	3
7	7027	Circular hole in top of sill to 007001, to S of 007026	3
7	7028	Wood window frame in 007001	6
7	7029	Wood window in 007028	6
7	7030	White paint on 007028, 007029,007046,007047,007068,007069,007071-007074	7
7	7031	Replaced lintel to 007002, sill of 007003	6
7	7032	Prob replaced stones of S end of threshold to 007002	5
7	7033	Small oval hole cut in in chamber of N margin of 007002 (empty)	3
7	7034	Scraps of cream paint on S margin of 007002	4
7	7035	Scraps of white paint under 007034	4
7	7036	Wood door frame in 007002	6
7	7037	Wood door in 007036	6
7	7038	Circular hole in underside of lintel to 007003, N end	3

C. No.	F. No.	Description	Period
7	7039	Circular hole in underside of lintel to 007003, N end	3
7	7040	Circular hole in underside of lintel to 007003, to S of 007039	3
7	7041	Mortar infill of 007038	3
7	7042	Mortar infill of 007039	3
7	7043	Mortar infill of 007040	3
7	7044	Loaded glass in 007003	6
7	7045	Replaced statement to window 007004	6
7	7046	Wood window frame in 007004	6
7	7047	Wood window in 007046	6
7	7048	Replaced stone at base of S margin of 007005	4
7	7049	Prob replaced stone in N margin of 0070084	4
7	7050	Damage to upper surface of lintel to 007005	3
7	7051	Wood door frame in 007005	6
7	7052	Wood door in 007051	6
7	7053	Hole in S face of N margin of 007006	3
7	7054	Hole in N face of S margin of 007006	3
7	7055	Cement infill of 007053	5
7	7056	Mortar infill of 007054	4
7	7057	Damage to lintel of 007006	3
7	7058	Mortar infill to 007059	3
7	7059	Wood panel and vent in 007006	7
7	7060	Prob replaced lintel to 007007	3
7	7061	N-S squared timber built into 007011 above 007003	3
7	7062	E-W squared timber running W from N end of 007061	3
7	7063	E-W squared timber running to S of 007062	3
7	7064	E-W squared timber running to S of 007062	3
7	7065	Timber structure built off 007032-007064	6
7	7066	Door aperture N face of 007065	6
7	7067	Door in 007066	6
7	7068	Window aperture in S face of 007065	6
7	7069	Wood window in 007068	6
7	7070	Possible replaced lintel to 007008	3
7	7071	Wood window frame in 007008	6
7	7072	Wood window in 007071	6
7	7073	Wood window frame in 007009	6
7	7074	Wood window in 007073	6
7	7075	Diamond shaped hole in underside of lintel to 007009, N end	3
7	7076	Diamond shaped hole in underside of lintel to 007009, to S of 007075	3
7	7077	Diamond shaped hole in underside of lintel to 007009, to S of 007076	3
7	7078	Hide in S margin of 007009	4
7	7079	Lead pipe in 007078	4
7	7080	Quoins at N end of wall of 007011	3
7	7081	Later (?) upper quoins at N end of 007011 (top 6 stones)	3
7	7082	Poss. repair to 007080	3
7	7083	Prob rebuild along top of N end of wall	6
7	7084	Stone steps on 007010	3
7	7085	General number concrete repairs to 007084	6
7	7086	Brick repair at top of N end of 007010	6

C. No.	F. No.	Description	Period
7	7087	Door aperture behind 007065	3
7	7088	Metal banister along W side of 007084	6
7	7089	Wood window frame in 007007	6
7	7090	Wood window in 007089	6
7	7091	Scraps of whitewash visible under 007012	4
9	9001	Ground floor window at W end of wall	6
9	9002	First floor window towards E end of wall	2
9	9003	General wall build	2
9	9004	Render over 009003	6
9	9005	Cut at W end of 009003	3
9	9006	Infill of 009005	5
9	9007	Replaced quoins at W end of 009005 (basal and stones)	4
9	9008	Basal quoin above 009007 (repair?)	3
9	9009	Two quoins above 009008 (original)	2
9	9010	2 quoins above 009009	3
9	9011	Cut in 009008	3
9	9012	Series of 12 quoins at base of W end of wall (same as C007 007030)	2
9	9013	3 replaced stones on 009012 (same as 007013)	3
9	9014	6 upper quoin above 009012 (same as 007081)	3
9	9015	Vertical drainpipe near W end of wall	5
9	9016	Vertical drainpipe to W of 009015 (same as 007013)	5
9	9017	HS green paint on 009015 and 009016	7
9	9018	15 rectangular stones at top of E end of wall (including basal skewputt)	3
9	9019	15 rectangular stones at top of E end of wall (including basal skewputt)	3
9	9020	Replaced stone at top of 009018	6
9	9021	Replaced stone at top of 009019	6
9	9022	Chimney breast	6
9	9023	Wash course at top of 009022	6
9	9024	Wood window frame in 009001	6
9	9025	Wood window frame in 009024	6
9	9026	Wood window frame in 009002	6
9	9027	Wood window in 009026	6
9	9028	White gloss paint on 009024-009027	7
9	9029	Reused/replaced stone-2nd frame top of W margin of 009002	3
9	9030	Cut in 009003, just above top W cover of 009002	6
9	9031	Infill of 009030-includes metal pipe	6
10	10001	Ground floor window, S end (to C35)	6
10	10002	Ground floor window to N of 010001 (to C035)	6
10	10003	Ground floor window to N of 010002 (to C036)	6
10	10004	Ground floor window to N of 010003 (to C036)	6
10	10005	Ground floor window to N of 010004 (to C039)	6
10	10006	1st floor window, S end (to C066)	3
10	10007	1st floor window to N of 010006, to C066	6
10	10008	1st floor window to N of 010007 (to C066)	3
10	10009	1st floor window to N of 010008 (to C066)	3
10	10010	1st floor window to N of 010009 (to C067)	3
10	10011	1st floor window to N of 010010 (to C067)	6
10	10012	General wall build (to N of 010018)	3

C. No.	F. No.	Description	Period
10	10013	Buttress against S end of wall	4
10	10014	Lower 'wash cause' on buttress	4
10	10015	Upper 'wash cause' on buttress	4
10	10016	Chimney above 010015	4
10	10017	Projecting wall to S of 010013	3
10	10018	Projecting wall to S of 010013	3
10	10019	Slate roof to 010018	4
10	10020	Slate room to 010017	4
10	10021	Raised wall line to S of 010017	3
10	10022	Scar at S end of 010021	3
10	10023	Replaced quoins at base of N end of 010012 (same at 009007)	
10	10024	Single quoins above 010023 (repair?) (same as 009008)	
10	10025	2 quoins above 009024 (original?) (same as 009009)	
10	10026	9 quoins above 009025 (repairs?) (same as 009010)	
10	10027	Cut in base of 009028 (same as 009???)	
10	10028	Render over 010012, 010013, 010017, 010018, 010021	6
10	10029	Vertical drainpipe and attached horizontal gutter at junction of 010013, 010017	5
10	10030	Vertical drainpipe and attached horizontal gutter at junction of 010013, 010018	5
10	10031	Vertical drainpipe and attached horizontal gutter at N end of 010012	5
10	10032	Vertical drainpipe just to S of 010031	5
10	10033	HS green paint on 010029-010032	7
10	10034	Wash cause at top of 010016	4
10	10035	Security camera on 010022	7
10	10036	Vertical pillar against 010017	5
10	10037	Repair to middle of 010036	7
10	10038	Projecting basal cause to 010012	7
10	10039	Electric cable-runs vertically down from roof into 010003	4
10	10040	4 small holes chilled into 010012, between 010003, 010004	4
10	10041	Cut in S margin of 010005	6
10	10042	Metal pipe in 010041	6
10	10043	Cut at base of 010012, just to S of 010032	4
10	10044	Stone cement and metal pipe infilling 010043	4
10	10045	Cut around 010001	6
10	10046	Infill of 010045	6
10	10047	Wood window frame in 010001	6
10	10048	Wood window in 010047	6
10	10049	Cut around 010002	6
10	10050	Infill of 010049	6
10	10051	Wood window frame in 010002	6
10	10052	Wood window in 010051	6
10	10053	Cut around 010003	6
10	10054	Infill of 010053	6
10	10055	Wood window frame in 010003	6
10	10056	Wood window in 010055	6
10	10057	Cut around 010004	6
10	10058	Infill of 010057	6

C. No.	F. No.	Description	Period
10	10059	Wood window frame in 010004	6
10	10060	Wood window in 010050	6
10	10061	Cut around 010005	6
10	10062	Wood window frame in 010005	6
10	10063	Wood window frame in 010005	6
10	10064	Wood window frame in 010063	6
10	10065	Replaced sill to 010006	6
10	10066	Wood window frame in 010006	6
10	10067	Wood window in 010066	6
10	10068	Cut around 010007	6
10	10069	Infill of 010068	6
10	10070	Wood window frame in 010007	6
10	10071	Wood window frame in 010070	
10	10072	Vertical rectangular cut near top of S margin of 010008	3
10	10073	Vertical rectangular cut below 010072	3
10	10074	Vertical rectangular cut near top of N margin of 010008	3
10	10075	Vertical rectangular cut below 010074	3
10	10076	Square cut in S end of sill to 010008	3
10	10077	Square cut to N of 010076	3
10	10078	Square cut to N of 010077	3
10	10079	Square cut to N of 0100178	3
10	10080	Square cut to N of 010079	3
10	10081	Square cut in S end of underside of lintel to 010008	3
10	10082	Square cut to N of 010081	3
10	10083	Square cut to N of 010082	3
10	10084	Square cut to N of 010083	3
10	10085	Mortar infill of 010073	4
10	10086	Mortar infill of 010077	4
10	10087	Wood window, pane in 010008	6
10	10088	Wood window in 010087	6
10	10089	Cut around base of 010009	6
10	10090	Infill of 010089	6
10	10091	Replaced sill to 010009 (in 010089)	6
10	10092	Square cut in underside of S end of lintel to 010009	3
10	10093	Square cut in N of 010092	3
10	10094	Wood window frame in 010009	6
10	10095	Wood window in 010094	6
10	10096	Poss. replaced S margin to 010009	4
10	10097	Poss. replaced N margin to 010009	4
10	10098	Cut around base of 0100106	
10	10099	Infill of 010098	6
10	10100	Replaced sill to 010010 (in 010098)	6
10	10101	Prob replaced upper stone of S margin to 010010	3
10	10102	Prob replaced upper stone of N margin to 010010	3
10	10103	Poss. replaced sill to 010010	3
10	10104	Small circular hole in chamber of S margin to 010010	3
10	10105	Small circular hole in chamber of N margin to 010010	3
10	10106	Wood window frame in 010010	6



C. No.	F. No.	Description	Period
10	10107	Wood window frame in 010106	6
10	10108	Cut around 010011	6
10	10109	Infill of 010108	6
10	10110	Wood window frame in 010011	6
10	10111	Wood window in 010110	6
10	10112	White paint.	7
12	12001	Ground floor window, W end of wall (to C028)	6
12	12002	Ground floor door to E of 012002 (to C028)	6
12	12003	Ground floor window to E of 012003 (to C028)	6
12	12004	Ground floor door to E of 012004 (to C034)	3
12	12005	Ground floor window to E of 012005 (to C034)	6
12	12006	Ground floor double door at E end of wall to (to C035)	4
12	12007	First floor window at W end (to C064)	3
12	12008	First floor window to E of 012007 (to C065)	3
12	12009	First floor window to E of 012008 (to C066)	3
12	12010	Attic window to (to C130)	
16	16001	Ground floor window at W end of wall (to C022)	4
16	16002	Ground floor door to E of 016001 (to C022)	4
16	16003	Ground floor window to E of 016002 (to C0220)	4
16	16004	Ground floor window to E of 016003 (to C024)	4
16	16005	Ground floor door to E of 016004 (to C019)	4
16	16006	Ground floor window to E of 016005 (to C027)	4
16	16007	Ground floor door to E of 016006 (to C027)	4
16	16008	Ground floor window to E of 016007 (to C027)	4
16	16009	First floor window at W end (to C049)	2
16	16010	First floor window to E of 016009 (to C050)	2
16	16011	First floor window to E of 016010 (to C051)	3
16	16012	First floor window to E of 016011 (to C052)	3
16	16013	First floor window to E of 016012 (to C058)	3
16	16014	First floor window to E of 016013 (to C058)	2
16	16015	First floor window to E of 016014 (to C060)	2
16	16016	First floor window to E of 016015 (to C060)	4
16	16017	First floor window to E of 016016 (to C060)	4
16	16018	2nd floor window at W end (to C078)	2
16	16019	2nd floor window to E of 016018 (to C079)	2
16	16020	2nd floor window to E of 016019 (to C080)	4
16	16021	2nd floor window to E of 016020 (to C080)	1
16	16022	2nd floor window/armorial to E of 016021 (to C092)	2
16	16023	2nd floor window/armorial to E of 016022 (to C092)	2
16	16024	2nd floor window/armorial to E of 016023 (to C093)	4
16	16025	2nd floor window/armorial to E of 016024 (to C094)	4
16	16026	2nd floor window/armorial to E of 016025 (to C095)	4
16	16027	3rd floor window at W end (to C103)	4
16	16028	3rd floor window to E of 016027 (to C106)	4
16	16029	3rd floor window to E of 016028 (to C107)	4
16	16030	3rd floor window to E of 016029 (to C120)	4
16	16031	3rd floor window to E of 016030 (to C121)	4
16	16032	3rd floor window to E of 016031 (to C122)	1

C. No.	F. No.	Description	Period
16	16033	Main wall build	4
16	16034	Ground floor wall build	4
16	16035	Wash case at top of 016034	4
16	16036	Third floor wall build	4
16	16037	Wash course at base of 016036	4
16	16038	Wash course above 016037	
18	18001	Door aperture near N end of 018005	1 & 2
18	18002	Window aperture in 018006	3
18	18003	Projecting wash course on 018005	1 & 2
18	18004	Window aperture in 018005	1 & 2
18	18005	S end of wall (N-S)	1 & 2
18	18006	N end of wall (NE-SW)	3
18	18007	Harling on 018005, 018006	7
18	18008	Whitewash over 018007, 018018, 018019	7
18	18009	Chimney breast to S (goes with 018005)	1 & 2
18	18010	Chimney breast to N (goes with 018006)	3
18	18011	Upper build (above 018013) to N	4
18	18012	Upper build to S	4
18	18013	Corbel projecting N from top of 018006	3
18	18014	Watergate street sign at N end of 018006 (over 018007)	7
18	18015	Security camera attached to S end of 018012	7
18	18016	Blocking of 018001	5
18	18017	Cut through base of 018016 (through 018007)	7
18	18018	Cement infill of 018017	7
18	18019	Blocking of 018002	3
18	18020	Wood window frame in 018004	6
18	18021	Wood window in 018004	6
18	18022	White paint on 018020, 018021	7
18	18023	Crow steps above 018012	5
18	18024	Crow steps above 018010	3
18	18025	Projecting wash course at top of 018009, 018010	4
19	19001	E wall (to S of 019030)	2
19	19002	W wall 9to S of 019030)	1
19	19003	Plaster on 019001, 019002, 019054, 019055	4
19	19004	White paint on 019003, 019006, 019008, 019011, 019030	7
19	19005	Earlier white paint under 019004	5
19	19006	Fire alarm, roughly central to 019001	7
19	19007	Red plastic fitting near S end of 019001	7
19	19008	Metal hook above 019007	7
19	19009	Aperture at N end (to C001)	3
19	19010	Door aperture at S end	2
19	19011	Wood door within 019010	5
19	19012	Electric light, 2 switches and wiring inside metal tubes along length of 019002	7
19	19013	Metal hook near S end of 019055	4
19	19014	Vertical scar in 019003 below 019013	4
19	19015	Small wood panel at base of N end of 019055	5
19	19016	Lowest stone flags on floor at extreme N end of C019	4

C. No.	F. No.	Description	Period
19	19017	Rectangular stone slab to S of 019016	3
19	19018	General stone slab floor	3
19	19019	Step up at S end of 019018	5
19	19020	Metal vent set in NW end of 019018	5
19	19021	Metal gas fitting to SE of 019020	6
19	19022	Metal drain cover in SW corner of 019018	6
19	19023	Stone slab at N end of rag	4
19	19024	Wood beam to S of 019023	4
19	19025	Wood beam adjacent to 019024	4
19	19026	E-W beams to S of 019025, numbered N-S	3
19	19027	E-W beams to S of 019025, numbered N-S	3
19	19028	E-W beams to S of 019025, numbered N-S	3
19	19029	E-W beams to S of 019025, numbered N-S	3
19	19030	E-W stone arch	3
19	19031	E-W beams to S of 019030, numbered N-S	2
19	19032	E-W beams to S of 019030, numbered N-S	2
19	19033	E-W beams to S of 019030, numbered N-S	2
19	19034	E-W beams to S of 019030, numbered N-S	2
19	19035	E-W beams to S of 019030, numbered N-S	2
19	19036	E-W beams to S of 019030, numbered N-S	2
19	19037	E-W beams to S of 019030, numbered N-S	2
19	19038	E-W beams to S of 019030, numbered N-S	2
19	19039	E-W concrete beam to S of 019038	6
19	19040	Wood support under W end of 019024, 019025	4
19	19041	E-W beam on top of 019025	4
19	19042	E-W beam on top of 019026	4
19	19043	E-W beam on top of 019027	4
19	19044	E-W beam on top of 019028	4
19	19045	E-W beam on top of 019029	4
19	19046	N-S plank connecting W end of 019041 and 019042	4
19	19047	Short E-W beam against S face of W end of 019029	3
19	19048	Scar in 019055 against N face of 019030	3
19	19049	Traces of plaster on 019023-019029	4
19	19050	Plank floor resting on 019041-019046, N-S planks	4
19	19051	Electric light at W end of ceiling, between beams 019036, and 019037	6
19	19052	2 orange electric cables running E-W between beams 019036, 019037	7
19	19053	2 iron pipes running E-W between beams 019036, 019037	5
19	19054	E wall to N of 019030	3
19	19055	W wall to N of 019030	3
19	19056	Cut in W end of upper surface of beams 019033, 019034	3 & 4
20	20024	N-S wall line forming E wall of room (same as C021 020008). Numbers 001-023 assigned to N wall in 2002	4
20	20025	Squared beam running S from top of S end of 020024	4
20	20026	S wall (E-W) (same as 021007)	1
20	20027	W wall (modern engineering brick SW-NE)	7
20	20028	Aperture at S end of 020024 (same as 021017)	4
20	20029	Sink and plumbing against base of 021024	6 & 7
20	20030	Bathroom unit above 020029	7

C. No.	F. No.	Description	Period
20	20031	Scraps of plaster at top and N end of 02024	4
20	20032	Empty dook hole near top of N end of 020024)	4
20	20033	Empty dook hole below and to N of 020032	4
20	20034	Shallow empty rectangular dook hole above S end of 020030	4
20	20035	Shallow empty rectangular dook hole above and to N of 020034	4
20	20036	Dook hole to S of 020030	4
20	20037	Dook hole to S of 020036	4
20	20038	Square empty dook below 020037	4
20	20039	Squared timber in 020036	4
20	20040	Squared timber in 020037	4
20	20041	Aperture at E end of 020026 (E side is in C021)	1
20	20042	Cut for alteration of lintel and E margin of 020042	4
20	20043	Rebuild of E margin of 020041 (fill of 020042)	4
20	20044	Timber lintel in 020041 (fill of 020042)	4
20	20045	Cut for alteration of W margin of 020041)	4
20	20046	Rebuilt base of W margin of 020041 (fill of 020045)	4
20	20047	Brick blocking of 020041	7
20	20048	Wood shelving within 020041 (top)	7
20	20049	Wood shelving below 020048-continues E in C021	7
20	20050	Aperture towards centre of wall 020026	4
20	20051	Cut for insection of 020050	4
20	20052	Blocking of 020050	5
20	20053	Wood shelving within 020050	7
20	20054	Iron and brick lintel to 020050	4
20	20055	Cut along top of wall 020026 to W of 020054 also runs along top 020001, 020027	7
20	20056	Pale grey cement infill of 020055	7
20	20057	Aperture at base of W end of 020050	1
20	20058	Blocking of 020057	3
20	20059	Cream mortar over 020026, to W of 020050	3
20	20060	Pale brown mortar over 020059	3
20	20061	Scraps of whitewash over 020060	4
20	20062	Inclusion inch cream mortar over 020026 between 020041 and 020050 (same as 021029)	3
20	20063	Cut through 020026 above 020041	5
20	20064	Cement and iron pipe fill of 020063	5
20	20065	Electric sockets and wires (in metal conduits) along 020026 all to E of 020050	6
20	20066	Cut near top of 020026 half way between 020041 and 020050	5
20	20067	Pale grey cement and iron pipe fill of 020066	5
20	20068	Cut near top of 020026, just to E of 020050 (cuts 020050)	5
20	20069	Pale grey cement and iron pipe fill of 020068	5
20	20070	Cut below 020068 (cuts 020050)	5
20	20071	Pale grey cement and iron pipe infill of 020070	5
20	20072	Horizontal rectangular cut in 020050 below 020070	4
20	20073	Horizontal rectangular wood dook in 020072	4
20	20074	BT socket in W margin (E face) of 020050	7
20	20075	Cut in top of 020026 to W of 020050	5

C. No.	F. No.	Description	Period
20	20076	Pale grey cement and iron pipe infill of 020075	5
20	20077	Cut in W of 020075, older than 020056	5
20	20078	Pale grey cement and iron pipe infill of 020077 (pipe runs N along 020085, then runs E along top of 020001)	5
20	20079	Cut to W of and just below 020077	5
20	20080	Pale grey cement and iron pipe infill of 020079	5
20	20081	Roughcast cement and iron pipe infill of 020079	5
20	20082	Scraps of degraded carpet on 020081 (same as 021023)	7
20	20083	Cut in 020081 (NE-SW) also cuts base of W side of 020052	5
20	20084	Cement and iron pipe infill of 020083	5
20	20085	Plasterboard ceiling	7
20	20086	Beige paint on 020085	7
20	20087	Fire alarm on SE corner of 050085	7
20	20088	E-W strip light at E end of 020085	7
20	20089	Smoke detector just to W of 020088	7
20	20090	Metal top protruding through 020085	7
20	20091	N-S strip light at W end of 020085	7
20	20092	Vertical rectangular cut (empty) in E margin of 020037	1
20	20093	Small circular hole in underside of beam 020025	3
20	20094	Cut in 020026 for insetion of 020025 (same as 021019)	4
20	20001	The basic fabric of the N wall of Comp 20	3
20	20002	The W window recess, roof to floor deep recess, bottom part masonry, top part sliding sash window	
20	20003	Two part sliding sash window in upper part of alcove 20002	3
20	20004	The E window recess, roof to floor deep recess, bottom part masonry, top part sliding sash window	
20	20005	Two part sliding sash window in upper part of alcove 20004	3
20	20006	W door	
20	20007	Wooden door	3
20	20008	One of two hinges supporting substantial wooden door 20007, identical in design	3
20	20009	One of two hinges supporting substantial wooden door 20007, identical in design	3
20	20010	Door lock mechanism	3
20	20011	Metal latch mechanism, seen above mortice lock 20010 on E edge of 2007 door	3
20	20012	Large waste water pipe	3
20	20013	E door	
20	20014	Wooden door within doorway 20013	3
20	20015	One of two hinges supporting substantial wooden door 20014, identical in design	3
20	20016	One of two hinges supporting substantial wooden door 20014, identical in design	3
20	20017	Door lock mechanism	3
20	20018	Metal latch mechanism, seen above mortice lock 20017 on E edge of 20014 door	3
20	20019	Masonry pillar	3
20	20020	Stone pillar in centre of N wall separating the 2 doors 20007 and 2014	3

C. No.	F. No.	Description	Period
20	20021	Small area of hand made red brick, set in white mortar	3
20	20022	Masonry pillar, dividing doorway 20013 from window alcove 20004	2
20	20023	Cement render repair	3
21	21001	N wall at E end (supporting arch 021024)	1
21	21002	Pillar of masonry at E end of W part of N wall	3
21	21003	E-W wall to W of 021002	3 & 4
21	21004	Steps' up to 021003	3
21	21005	Easten E wall 9below arch 021024)	3
21	21006	E wall to W (above arch 021024)	1
21	21007	S wall (same as 020026)	1
21	21008	W wall (same as 020024)	4
21	21009	N-S beam running S from top of S end of 021008	4
21	21010	Cut in top of 021003	5
21	21011	Brick infill of 021010	5
21	21012	Supporting masonry (for steps 021026) added to top of 021002	4
21	21013	Cut 9empty) at base of 021005, near its N end	3
21	21014	Scar in 021005, to S of 021013	3
21	21015	Small cut in 021003 to S of 021014	3
21	21016	Pale grey cement infill of 021015	4
21	21017	Aperture at S end of 021008 (same as 020028) see 020028	4
21	21018	Cut in 021007 for insecton of 021009 (same as 020094)	4
21	21019	N-S strip light along E face of 021009	7
21	21020	Cut in 021008	4
21	21021	Iron hook inserted in 021020	4
21	21022	Concrete floor (same as 020081)	5
21	21023	Carpet fragments on 021022 (same as 020082)	7
21	21024	Arch forming ceiling of E end of room	1
21	21025	Basal strip at N end of W side of ceiling	6
21	21026	S rough stone steps (underside) leading up and S from 021025	4
21	21027	Concrete forming flat room to S of 021026	6
21	21028	1936 newspapers over 021027	6
21	21029	Cream inclusion rich plaster over 021001 etc.	3 & 4
21	21030	Cream plaster over 021008, 021026	3 & 4
21	21031	Cut for insertion of 021012, 021026	4
22	22001	N wall build (W end)	1
22	22002	N wall build (brick built E end)	6
22	22003	E wall brick build	6
22	22004	S wall (E end between 022059 and 022074)	1
22	22005	W wall	1
22	22006	Aperture at E end of 022001	1
22	22007	Blocking of 022006	6
22	22008	Whitewash over 022007	6
22	22009	Dark yellow mortar over 022001	1
22	22010	Cut at top of W end of 022001	6
22	22011	Cut to E of 022010	6
22	22012	Cut to E of 022011	6
22	22013	Brick and cement infill of 022010	6
22	22014	Brick and cement infill of 022011	6

C. No.	F. No.	Description	Period
22	22015	Iron pipe in 022014	6
22	22016	Brick and cement infill of 022012	6
22	22017	2 electric sockets and cable on 022001	6
22	22018	Sink and plumbing against 022001	7
22	22019	Wood board above 022018	7
22	22020	Wood shelves (2 level0 to E of 022018	7
22	22021	Metal base attached to top of 022007	7
22	22022	Cut at W end of 022001, towards top of wall	1
22	22023	Cut to E of 022022	1
22	22024	Cut to to E of 022023	1
22	22025	Cut to E of 022024	1
22	22026	Cut to E of 022025 above 022019	1
22	22027	Cut towards W end of 022001, middle of wall	1
22	22028	Cut to E of 022027	1
22	22029	Cut to E of and above 022028	1
22	22030	Cut to E of 022027 below 022029	1
22	22031	Wood dook in 022022	1
22	22032	Wood dook in 022023	1
22	22033	Wood dook in 022024	1
22	22034	Wood dook in 022025	1
22	22035	Wood dook in 022026	1
22	22036	Wood dook in 022027	1
22	22037	Wood dook in 022028	1
22	22038	Wood dook in 022029	1
22	22039	Wood dook in 022030	1
22	22040	Cut in 022001 above 022027	1
22	22041	Pale grey cement infill of 022040	4
22	22042	Small diameter metal pipe in 022041	4
22	22043	7 copper pipes (and cuts to attach them) running vertical up 022001	6
22	22044	Small square cute at top of 022001 above 022019	1
22	22045	Small square cut at top E end of top of 022001	1
22	22046	Pale grey cement infill of 022044	4
22	22047	Pale grey cement infill of 022045	4
22	22048	Cut in top of 022002	7
22	22049	Pale grey cement infill of 022048	7
22	22050	Boxed in beam, runs from 022048 across 022202 to feed into 022072	7
22	22051	White cable (BT?) running along top of 022001, 022002	7
22	22052	Stud partition wall at N end of 022003	7
22	22053	Door aperture in 022052	7
22	22054	Door in 022053	7
22	22055	Pale yellow paint on 022054	7
22	22056	Hole in 022052 above 022054	7
22	22057	Door aperture at N end of 022003	6
22	22058	Door in 022057	7
22	22059	Window aperture in 022004	1
22	22060	Brick backing to 022059	7
22	22061	Wood window in 022059	7
22	22062	Brick pillar in NW corner of 022059's bay	7

C. No.	F. No.	Description	Period
22	22063	Cut in E margin of 022059	7
22	22064	Pale grey cement infill of 022065	7
22	22065	Boxed in lintel running from 022066, 022063	7
22	22066	Cut in E face of 022062	7
22	22067	Pale grey cement infill of 022066	7
22	22068	Cut at S end of E margin of 022059	4
22	22069	Cut at S end of W margin of 022059	4
22	22070	Pale grey cement and sandstone infill of 022068	4
22	22071	Pale grey cement and sandstone infill of 022069	4
22	22072	Cut in N face of 022062	7
22	22073	Pale grey cement infill of 022072	7
22	22074	Door aperture between 022004 and 022123	1
22	22075	Wood door frame in 022074	4
22	22076	Wood door in 022075	4
22	22077	Cut at top of 022074, 022123, 022125	7
22	22078	Brick, cement 3 E-W iron girders infilling 022077	7
22	22079	Light switch and wire to S of 022074	7
22	22080	Iron radiator at base of 022004 and 022062 between 022059 and 022074	6
22	22081	Horizontal plank and coat hooks between 022039 and 022074	7
22	22082	Cut at top of 022004	5
22	22083	Pale grey cement and sandstone infill of 022082- cut by 022077, predates 022062	5
22	22084	Plaster surface on E margin (W face) of 022074	3
22	22085	Lime wash (?) over 022084- cut by 022077	3
22	22086	Horizontal rectangular cut near top of E margin (W face) of 022074	3
22	22087	Horizontal rectangular cut below 022086	3
22	22088	Decayed wood dook in 022086	3
22	22089	Decayed wood dook in 022087	3
22	22090	Cut between 022086 and 022087	
22	22091	Mortar infill of 022090	
22	22092	Horizontal rectangular cut in E margin (Wface) of 022074-below 022087	3
22	22093	Decayed wood dook in 022092	3
22	22094	Scar along N edge of 022084	3
22	22095	Reused stone in E margin of 022074-vertical rectangular slab, chamfer up E side	1
22	22096	Reused stone in 022004- horizontal rectangular slab, chamfer on underside	1
22	22097	Reused stone in 022004- horizontal rectangular slab, chamfer on underside, below 022096	1
22	22098	Square cut near base of 022004	3
22	22099	Square cut above 022098 (just below 022096)	3
22	22100	Square cut above 022099	3
22	22101	Vertical rectangular cut above 022100	3
22	22102	Wood dook in 022098	3
22	22103	Wood dook in 022099	3
22	22104	Wood dook in 022100	3
22	22105	Wood dook in 022101	3
22	22106	Plaster on W margin of 022074	3
22	22107	Lime wash over 022106	3



C. No.	F. No.	Description	Period
22	22108	Scrap of wallpaper over 022107	4
22	22109	Vertical scar making N end of 022106	3
22	22110	Cut in masonry of W margin of 022074-behind 022106	3
22	22111	Iron ring in 022110-portrude through 022106	3
22	22112	Cut near top of W margin of 022074- just to N of 022109	3
22	22113	Cut below 022112	3
22	22114	Cut below 022113	3
22	22115	Cut just to N of 022114	3
22	22116	Cut below 022114/022115	3
22	22117	Decayed wood dook in 022112	3
22	22118	Decayed wood dook in 022113	3
22	22119	Decayed wood dook in 022114	3
22	22120	Decayed wood dook in 022115	3
22	22121	Decayed wood dook in 022116	3
22	22122	Fire alarm on W margin of 022074	7
22	22123	S wall between 022074 and 022125	1
22	22124	S wall at W end, to W of 022125	1
22	22125	Window aperture at W end of S wall	1
22	22126	Wood board attached to 022123	7
22	22127	Cut at S end of E margin of 022125	4
22	22128	Cut at S end of W margin of 022125	4
22	22129	Pale grey cement and sandstone infill of 022127	4
22	22130	Pale grey cement and sandstone infill of 022128	4
22	22131	Brick wall to 022125	4
22	22132	Wood window in 022125	7
22	22133	Blind above 022132	7
22	22134	Iron rectangular attached to base of 022131	6
22	22135	Electric socket and wire to W of 022125	7
22	22136	Wood shelf in 022125	7
22	22137	Lime plaster over 022005, 022139	3
22	22138	Door aperture at N end of 022005	1
22	22139	Blocking of 022138	3
22	22140	Circular cut in 022139	4
22	22141	Dark grey cement and (cut off) iron pipe in 022140	4
22	22142	Wood board over 022141	7
22	22143	Dark grey cement render over 022137	5
22	22144	Raised stone in 022005-chanfer on underside and N return (part of a window?)	1
22	22145	Fireplace central to 022005	1
22	22146	Damage to NO end of 022145	4
22	22147	Damage to SO end of 022145	4
22	22148	Cut above 022145	7
22	22149	Pale grey cement infill of 022148	7
22	22150	Boxed support running E from 022148, across 022202, supported by 022209 and 022201	7
22	22151	Cut near N end of lintel of 022145	4
22	22152	Cut below 022131	4
22	22153	Cut below 022152	4

C. No.	F. No.	Description	Period
22	22154	Dark grey cement and (cut off) iron pipe in 022151	4
22	22155	Dark grey cement and (cut off) iron pipe in 022152	4
22	22156	Dark grey cement and (cut off) iron pipe in 022153	4
22	22157	Cut in underside of N end of lintel of 022145	4
22	22158	Dark grey cement and (cut off) iron pipe in 022157	4
22	22159	Metal lamp screwed to lintel of 022145	7
22	22160	Whiteboard screwed to lintel to S of 022159	7
22	22161	Small square cut in base of N end of lintel to 022145	3
22	22162	Small square cut to S of 022161	3
22	22163	Small square cut near S end of lintel to 022145	3
22	22164	Small square cut to S of 022163	3
22	22165	Small square cut in top of lintel to 022145	3
22	22166	Small square cut just below N end of lintel to 022145	3
22	22167	Wood dook in 022161	3
22	22168	Wood dook in 022162	3
22	22169	Wood dook in 022163	3
22	22170	Wood dook in 022164	3
22	22171	Wood dook in 022165	3
22	22172	Wood dook in 022166	3
22	22173	Small square cut in N end of relieving arch to 022145	3
22	22174	Small square cut to S of 022173	3
22	22175	Small square cut to S of 022174	3
22	22176	Small cut in S end of relieving arch to 022145	3
22	22177	Wood dook in 022173	3
22	22178	Iron dook in 022174	3
22	22179	Wood dook in 022176	3
22	22180	Iron dook in 022176	3
22	22181	Blocking of 022145	3
22	22182	Smaller fireplace inside 022181	3
22	22183	Blocking of 022182	4
22	22184	Cut to nob lintel of 022182	4
22	22185	Black paint on N and S margin of 022182	3
22	22186	Cut near top of 022183	4
22	22187	Cut near base of 022183	4
22	22188	Pale grey cement and (cut off) iron pipe in 022186	4
22	22189	Pale grey cement and (cut off) iron pipe in 022187	4
22	22190	Cut near S end of lintel to 022145	4
22	22191	Pale grey cement and (cut off) iron pipe in 022190	4
22	22192	Cut at top of wall 022005 to S of 022145	5
22	22193	Brick and dark grey cement infill of 022192	5
22	22194	Wood styke and supporting brackets at top of 022005, to S of 022045	7
22	22195	Security alarm below 022194	7
22	22196	Wood panel with 3 levels of shelves below 022195	7
22	22197	Concrete floor to room	4
22	22198	2 concrete steps up to 022074	4
22	22199	Red line over 022197	5
22	22200	Pillar just to W of centre of room	7
22	22201	Pillar to E of 022200	7

C. No.	F. No.	Description	Period
22	22202	Plasterboard ceiling	7
22	22203	Strip lights on 022202	7
22	22204	Smoke detector 022202 just to N of 022074	7
22	22205	Smoke detector to N of 022204	7
22	22206	Rectangular horizontal slab below lintel of 022145 poss. a lintel to 3rd phases of fire	3
22	22207	Boxed in support, run E from E face of 022050, through 022003, into C024	7
22	22208	Boxed in support, runs E from E face of 022050, to N of 022207	7
23	23001	N wall	1
23	23002	E wall	1
23	23003	S wall	4
23	23004	W wall	7
23	23005	Plasterboard over 023001-023004	7
23	23006	Door aperture in 023001	1
23	23007	Wood paneling and shelves in 023006	7
23	23008	4 level shelving to W of 023006	7
23	23009	Light switch (predates 023005) to W of 023006	6
23	23010	Cut in 023005 above 023006	7
23	23011	Metal pipe running through 023010 along 023020 and out through 023014	6
23	23012	2 level of shelves across 023005 on the E wall	6
23	23013	Wood board above 022012	7
23	23014	Boxed in support along top of 023003 (same as 022208 and 024005)	6
23	23015	Door aperture in 023004	7
23	23016	Door in 023015	7
23	23017	Pale yellow paint on 023018	7
23	23018	Skirting board along base of 023005	7
23	23019	Lino floor	7
23	23020	Plasterboard ceiling	7
23	23021	Strip light and wires on 023020	7
24	24001	Back N wall	7
24	24002	E wall	1
24	24003	S wall	1
24	24004	Brick W wall	6
24	24005	Boxed in beam along top of 024001 (same as 023014 and 022208)	7
24	24006	Cut at top of E end of 024001	7
24	24007	Electric box to to S of 024006-wire feeds through 024006	7
24	24008	Fireplace aperture in 024002	7
24	24009	Handmade buch and rubble infill of 024008	3
24	24010	Plaster over 024009 and 024081	3
24	24011	Whitewash over 024010	4
24	24012	Large electric circuit boxes over 024009 (and 024018, and 024011) cables feed through 024006)	7
24	24013	Projecting vertical stone at base of N end of 024009 (poss. replacement fireplace, N margin)	3
24	24014	Cut along top of N end of 024002	5
24	24015	Brick and cement infill of 024014	5
24	24016	Cut into S end of 024015	5
24	24017	Pale grey cement and brick infill of 024019	7

C. No.	F. No.	Description	Period
24	24018	Boxed in support in 024017 (same as 022207) W end in 024066	7
24	24019	Rectangular cut at top of S end of 024002	7
24	24020	Rectangular cut to N of 024019 and S of 024016	7
24	24021	Dark grey cement and brick infill of 024019	7
24	24022	Dark grey cement and brick infill of 024020	7
24	24023	Rectangular horizontal strip of mortar along top of N end of arch to 024008	2
24	24024	Aperture at S end of 024002	2
24	24025	Blocking of 024024	2
24	24026	Horizontal rectangular cut in N end of lintel to 024024	4
24	24027	Iron dook in 024026	4
24	24028	Small circular cut in lintel of 024024, top of N most of S	2
24	24029	Small circular cut to S of 024028	2
24	24030	Small circular cut to S of 024029	2
24	24031	Small circular cut below 024028	2
24	24032	Small circular cut to S of 024031	2
24	24033	Round wood dook in 024028	2
24	24034	Round wood dook in 024029	2
24	24035	Round wood dook in 024030	2
24	24036	Round wood dook in 024031	2
24	24037	Round wood dook in 024032	2
24	24038	Vertical rectangular cut in top N end of 024024	2
24	24039	Square cut to S of 024038	2
24	24040	Square cut to S of 024039	2
24	24041	Small cut below 024038	2
24	24042	Small cut to S of 024041	2
24	24043	Small cut near base of N end of 024024	2
24	24044	Wood dook in 024038	2
24	24045	Wood dook in 024039	2
24	24046	Wood dook in 024040	2
24	24047	Wood dook in 024041	2
24	24048	Wood dook in 024042	2
24	24049	Wood dook in 024043	2
24	24050	Window aperture in 024003	1 & 2
24	24051	Wood window in 024050	7
24	24052	Cut along top of 024050	7
24	24053	Pale grey cement infill and cement lintel in 024052	7
24	24054	Cut along top of wall 024003's W end	7
24	24055	Dark grey cement and rubble infill of 024054 - cut by 024052	7
24	24056	Mortar over 024003 (same as 024010 ?)	3
24	24057	Whitewash over 024056 (same as 024011 ?)	4
24	24058	Bricks along S end of E margin of 024050	4
24	24059	Bricks along S end of W margin of 024050	4
24	24060	Bricks back wall to 024050 below 024051	7
24	24061	Wood shelving within 024050	1
24	24062	Rectangular cut near base of N end of 024003	1
24	24063	Rectangular cut above 024062	1
24	24064	Decayed wood dook in 024062	1
24	24065	Wood dook in 024063	7

C. No.	F. No.	Description	Period
24	24066	Cut in 024004	7
24	24067	Pale grey cement infill of 024066 also carries beams 024018	7
24	24068	Door aperture at N end of 024004	7
24	24069	Door in 024068	6
24	24070	Light switch to S of 024068	7
24	24071	Cut above 024068	6
24	24072	Course concrete floor (90m lower than floor of C022)	4
24	24073	Plasterboard ceiling	7
24	24074	Light switch and cables over 024073	7
24	24075	Smoke detector on S side of 024073	7
24	24076	Smoke detector on N side of 024073	7
24	24077	Lagged metal pipe over 024073-feeds through 024071 to W and 024005 to N	7
24	24078	Metal pipe over 024073-feeds through 024071 to W and 024005 to N	7
24	24079	Prob window aperture at E end of 024003	1
24	24080	Blocking of 024079	2
24	24081	Blocking of secondary fireplace 024013	4
25	25001	N wall	3
25	25002	Buttress at W end of 025001 and N end of 025006	3
25	25003	Dog legged brick E wall	6
25	25004	S wall	1
25	25005	W wall	3
25	25006	Rebuilt N end of 025005	5
25	25007	Window aperture in 025001	3
25	25008	Door aperture at E end of 025004	4
25	25009	Window aperture to W of 025008	1
25	25010	Fireplace aperture to W of 025009	4
25	25011	Door aperture to W of 025010	1
25	25012	Pale grey cement and sandstone infill of 025013	6
25	25013	Cut up the margins and below the sill of 025014 of 025007	6
25	25014	Lintel on 025013	6
25	25015	Wood window frame in 025007	6
25	25016	Wood window in 025015	6
25	25017	Brown paint on 025015 and 025016	6
25	25018	Pale grey cement infill of 025021	7
25	25019	Boxed in lintel over 025007 fill of 025021	7
25	25020	Boxed in lintel running S from 025019, fill of 025021	7
25	25021	Cut along top of 025001, 025002, 025003, 025004, 025005	7
25	25022	Vertical cut along E end of 025001 (for inset of 025003)	6
25	25023	Dark grey cement infill of 025022	6
25	25024	Plaster over top of E end of 025001	3
25	25025	Large diameter iron pipe over along 025001 etc.	5
25	25026	Orange plastic cable above 025025	7
25	25027	Same as 025006	
25	25028	Cut along W end of S face of 025002 and N end of 025005	4
25	25029	Brick and cement infill of 025030	5
25	25030	Cut at base of 025001 just to W of 025007	5
25	25031	Small horizontal cut near top of E end of 025024	3
25	25032	Small horizontal cut near to W of 025031	3

C. No.	F. No.	Description	Period
25	25033	Small vertical cut below 025031/025032	3
25	25034	Small horizontal cut below 025033	3
25	25035	Small horizontal cut below to E of 025035	3
25	25036	Small square cut below 025035	3
25	25037	Small vertical cut to W of 025036	3
25	25038	Small horizontal cut between top 2 stones of W margin of 025007	3
25	25039	Small horizontal cut in stones below 025038	3
25	25040	Small horizontal cut below 025040	3
25	25041	Small horizontal cut below 025040	3
25	25042	Small horizontal cut near top of W end of 025001	3
25	25043	Small horizontal cut below and to E of 025042	3
25	25044	Small square cut below 025043	3
25	25045	Small horizontal cut near top of S face of 025002	3
25	25046	Small horizontal cut below 025045	3
25	25047	Wood dook in 025036	3
25	25048	Wood dook in 025038	3
25	25049	Wood dook in 025044	3
25	25050	Group number for 12 small deep circular holes drilled in the I end of base of 025001	6
25	25051	Group number for 13 longer deep circular holes drilled in the junction of 025001 and 025002	6
25	25052	Cut in top of N of 025003 (for 025025)	6
25	25053	Brick E margin of 025008	6
25	25054	Stone and bricks W margin of 025008	6
25	25055	Cut for insection of 025054	4
25	25056	Boxed in lintel over 025008 (in cut 025021)	7
25	25057	Wooden door frame to 025008	6
25	25058	Wooden door in 025057	6
25	25059	Cut in sill of 025009	3
25	25060	Infill of 025059 and blocking of 025009	3
25	25061	Cut in base of 025060	4
25	25062	Dark grey cement infill of 025061	4
25	25063	Cut in top of 025060	4
25	25064	Dark grey cement and brick infill of 025063	4
25	25065	Dark grey cement spread over 025004 to W of 025007	4
25	25066	Stone and mortar infill of 025067	4
25	25067	Cut for fireplace 025010	4
25	25068	Brick blocking of 025010	7
25	25069	Boxed in level over 025011 (in cut 025021)	7
25	25070	Wood blocking of S end of 025011	7
25	25071	3 level word shelving within 025011	7
25	25072	Damage to N face of upper stones of E margin of 025011	1
25	25073	Cut in top of W corner of 025070 (for 025025)	7
25	25074	Electric cable (in metal conduit) above 025011	6
25	25075	Small horizontal rectangular cut above E margin of 025009	1
25	25076	Small horizontal rectangular cut to W of 025075	3
25	25077	Small horizontal rectangular cut below 025075	3
25	25078	Small horizontal rectangular cut to W of 025077	3

C. No.	F. No.	Description	Period
25	25079	Small horizontal rectangular cut to W of 025078	3
25	25080	Small horizontal rectangular cut to W of 025079	3
25	25081	Small horizontal rectangular cut below 025080	3
25	25082	Small horizontal rectangular cut below 025081	3
25	25083	Small horizontal rectangular cut below 025082	3
25	25084	Small horizontal rectangular cut below 025083	3
25	25085	Small horizontal rectangular cut below 025084	3
25	25086	Small vertical rectangular cut above 025010	3
25	25087	Small horizontal rectangular cut above and to W of 025086	3
25	25088	Small horizontal rectangular cut below 025087	3
25	25089	Small horizontal rectangular cut below 025088	3
25	25090	Small horizontal rectangular cut below 025089	3
25	25091	Small horizontal rectangular cut in E margin of 025011	3
25	25092	Small horizontal rectangular cut at E end of base of 025004	3
25	25093	Small cut to W of 025092	3
25	25094	Small cut to W of 025093	3
25	25095	Small cut to W of 025094	3
25	25096	Small cut to W of 025095	3
25	25097	Small cut to W of 025096	3
25	25098	Small cut to W of 025097	3
25	25099	Wood dook in 025075	3
25	25100	Wood dook in 025076	3
25	25101	Wood dook in 025078	3
25	25102	Wood dook in 025079	3
25	25103	Wood dook in 025081	3
25	25104	Wood dook in 025082	3
25	25105	Wood dook in 025084	3
25	25106	Wood dook in 025085	3
25	25107	Wood dook in 025086	3
25	25108	Wood dook in 025087	3
25	25109	Wood dook in 025088	3
25	25110	Wood dook in 025089	3
25	25111	Wood dook in 025090	3
25	25112	Wood dook in 025091	3
25	25113	Small horizontal cut near top of N end of E face of 025002	3
25	25114	Small horizontal cut to W of 025113	3
25	25115	Small horizontal cut below 025113	3
25	25116	Small horizontal cut to W of 025115	3
25	25117	Small horizontal cut below 025115	3
25	25118	Small horizontal cut to W of 025117	3
25	25119	Small horizontal cut near top of S end of 025005	3
25	25120	Small vertical cut below 025119	3
25	25121	Small horizontal cut below 025120	3
25	25122	Wood dook in 025113	3
25	25123	Wood dook in 025115	3
25	25124	Wood dook in 025116	3
25	25125	Wood dook 025121	3
25	25126	Plaster surface on N face of W margin of 025011, trapped behind 025005	1 & 2

C. No.	F. No.	Description	Period
25	25127	Dirt floor	4
25	25128	Concrete ramp up to 025008	4
25	25129	Concrete ram up to 025011	4
25	25130	Plasterboard ceiling (in cut 025021)	7
25	25131	Electric light on 025030	7
25	25132	Smoke detector on 025030, just to N if 025008	7
26	26001	Probable scraps of original N wall along its top	3
26	26002	Original wall of E end	1
26	26003	Addition to W end of 026002	1
26	26004	Aperture to W of 026003	3
26	26005	Blocking of 026004	4
26	26006	Aperture to W of 026004	4
26	26007	Blocking of 026006	6
26	26008	Aperture at W end of wall	3
26	26009	Replacement margin to E side of 026008	6
26	26010	Wood door frame in 026008	6
26	26011	Wood door in 026010	6
26	26012	Dook hole in E end in relieving arch to 026008	4
26	26013	Dook hole to W of 026012 (empty)	4
26	26014	Dook hole to W of 026013	4
26	26015	Dook hole to W of 026014	4
26	26016	Dook hole to W of 026015 (empty)	4
26	26017	Vertical rectangular wooden dook in 026012	4
26	26018	Vertical rectangular wooden dook in 024014	
26	26019	Vertical rectangular wooden dook in 024015	4
26	26020	Cut along top of 026001 (for ceiling 026077)	7
26	26021	Pale grey cement infill of 026020	7
26	26022	Wooden plank (horizontal) attached to N wall to E of 026008	7
26	26023	Fire alarm and cable to E of 026008	7
26	26024	Electric light switch and cable to E of 026023	7
26	26025	Arch (N-S) over 026002, 026003	1
26	26026	Cut in N end of W face of 026025	1
26	26027	Infill of 026026	3
26	26028	Pale grey plaster over 026025	3
26	26029	Slightly yellowish plaster over 026028	3
26	26030	Scraps of paint on 026029	3
26	26031	Plaster on W face of 026003	3
26	26032	Cut at top of S end of W face of 026025	3
26	26033	Cut in W face of 026025 to N of 026032	3
26	26034	Cut in W face of 026025 to N of 026033	3
26	26035	Rectangular wood dook in 026032	3
26	26036	Rectangular wood dook in 026033	3
26	26037	Iron dook in 026034	3
26	26038	E wall of room	3
26	26039	Window aperture in 026038	6
26	26040	Iron grille in 026039	6
26	26041	Cut for insection/alteration of 026039	6
26	26042	Infill of 026041	6



C. No.	F. No.	Description	Period
26	26043	Cut (empty) at base of 026038	3
26	26044	Cut at top of 026038	3
26	26045	Cut below 026044	3
26	26046	Cut to N of 026045	3
26	26047	Cut to N of 026046	3
26	26048	Cut below 026047	3
26	26049	Cut below 026048	3
26	26050	Cut at top of S end of 026038	3
26	26051	Wood dook in 026044	3
26	26052	Wood dook in 026045	3
26	26053	Wood dook in 026046	3
26	26054	Wood dook in 026047	3
26	26055	Wood dook in 026048	3
26	26056	Large wood dook in 026049	3
26	26057	Iron dook in 026050	3
26	26058	S wall of room, under 026025	1
26	26059	S wall of room to W of 026030	1
26	26060	Door aperture between 026058, 026059	1
26	26061	Brick blocking of 026060	6
26	26062	Poss. door aperture to W of 026059	1
26	26063	Brick blocking of 026032	6
26	26064	Cement blocking of top of 026062	6
26	26065	Cut in 026064	6
26	26066	Wood shelf and 2 supporting metal struts	7
26	26067	Cut in top of E end of 026061	6
26	26068	Cut in 026061 just below and to W of 026067	6
26	26069	Electric box and cables (cables run through 026068 and 026077)	7
26	26070	Generic number for 16 dook holes in 026058	3
26	26071	Brick W wall of room (dog legged)	7
26	26072	Cut in top of N end of 026071	7
26	26073	Cast iron pipe running from 026072 E runs through 026077 at E end	7
26	26074	Horizontal cut in W margin of 026008	3
26	26075	Scraps of plaster surviving on W margin and underside of relieving arch to 026008	3
26	26076	Concrete floor to room	7
26	26077	Plasterboard ceiling to W of 026025	7
26	26078	Electric light bulb on 026077	7
26	26079	Smoke detector to W of 026078	7
27	27001	N wall fabric	2
27	27002	Possibly the inside face of the 16th century N wall	2
27	27003	Vertical strip of rough yellow brickwork, forming part of N wall, between doorway 27012 and modern buttress 27010	3
27	27004	Yellow brickwork forming W edge of alcove 27005, edges broken E edge of 27002 masonry	3
27	27005	Alcove in E end of N wall	3
27	27006	Bricks	3
27	27007	Brickwork	3
27	27008	Wide brick lined doorway or passageway at far W end of N wall 27001	2

C. No.	F. No.	Description	Period
27	27009	Brick buttress	3
27	27010	Brick buttress	3
27	27011	Brick buttresses	3
27	27012	Passage joining Comps 25 & 27	3
27	27013	Rough stone/brick built mortar around frame of 276015 door in 27012 doorway, seen on W side of door	3
27	27014	Concrete lintel	3
27	27015	Modern plywood door	3
27	27016	Plywood blocking	3
27	27017	Blocked window?	2
27	27018	Turnpike stair remnant	2
27	27019	Lintel	3
27	27020	Looks like boxed in steel girders, supporting ceiling along top of N wall, E-W	3
27	27021	Complex E wall of Comp 27	2
27	27022	Large fireplace	3
27	27023	Cut in one of old fireplace arch stones	
27	27024	Worn area on chamfer of second arch stone from S	3
27	27025	Main build of central part of E wall, N of ruined fireplace 27022	3
27	27026	Small stone fireplace, now brick blocked, set in centre of stone blocking in large vaulted fireplace 27022	3
27	27027	Top half of fireplace lintel 27026, fawn sandstone	3
27	27028	Brick blocking of fireplace 27026	3
27	27029	Brick rebuild of E wall	3
27	27030	Cement mortar on top of brick repair 27029	3
27	27031	Ceiling support	3
27	27032	Recess in NE corner of Comp 27	2
27	27033	Blocked off space between S end of chimney block 27021 and S wall of Comp 27	2
27	27034	Early blocking	3
27	27035	S wall fabric	2
27	27036	Brick thickening to S wall	3
27	27037	Window recess	3
27	27038	Small window in recess 27037	3
27	27039	Door recess	3
27	27040	Doorway floor	3
27	27041	Double doors set in recess/cut 27039	3
27	27042	One of four hinges on doors 27041	3
27	27043	One of four hinges on doors 27041	3
27	27044	One of four hinges on doors 27041	3
27	27045	One of four hinges on doors 27041	3
27	27046	W window recess	3
27	27047	Small window in recess 27046	3
27	27048	Light switch	3
27	27049	Small square plastic box screwed to wall E of door 27039	3
27	27050	Render/plaster	3
27	27051	Fabric of W wall	2
27	27052	Render	3

C. No.	F. No.	Description	Period
27	27053	Parcel of brickwork in top N corner of W wall	3
27	27054	Copper waste water pipe, coming down from first storey and exiting through top of W doorway in N wall	3
27	27055	Ceiling support beam	3
27	27056	Pipe box, painted	3
27	27057	Metal junction box	3
27	27058	Circular bowl shaped grey painted metal object, screwed into brickwork 27053, originally protrudes beyond surface of wooden box 27056	3
27	27059	N wall of deep recess in NE corner	3
27	27060	E wall of NE corner recess	3
27	27061	SE wall of NE corner recess	2
27	27062	Fabric of ceiling of Comp 27	3
27	27063	Support beam	3
27	27064	Vertical pillar support in corner of Comp 27 for modern beam 27063	3
27	27065	One of four light sockets in ceiling	3
27	27066	One of four light sockets in ceiling	3
27	27067	One of four light sockets in ceiling	3
27	27068	One of four light sockets in ceiling	3
27	27069	Electricity conduits	3
27	27070	The floor, E half	3
27	27071	The floor, W end	3
28	28001	E end of N wall	3
28	28002	Recessed N wall between 028001 and 028006, stud partition	7
28	28003	E-W horizontal beam at top of 028002	3
28	28004	E-W horizontal plank above 028003	4
28	28005	S horizontal plank sections above 028004, above beams	4
28	28006	N wall at W end	3
28	28007	E wall	3
28	28008	S wall	3
28	28009	W wall	3
28	28010	Plaster on 028001, 028006, 028007-028009	3
28	28011	Cream paint on 028002, 028005, 028010, 028050, 028074	7
28	28012	Skirting board at base of 028001, 028002, 028006, 028007-028009	4
28	28013	Pale grey glass paint on 028012, 028015, 028022, 028025, 028042	7
28	28014	Door aperture to C032 at E end of 028001	3
28	28015	Wood door frame to 028014	7
28	28016	Wood door to 028015	7
28	28017	Beige paint on 028016, 028023, 028026	7
28	28018	Electric light at W end of 028001	7
28	28019	Electric light switch at E end of 028001	7
28	28020	Fire alarm at E end of 028003	7
28	28021	Door aperture to C032 at E end of 028002	7
28	28022	Wood door frame to 028021	7
28	28023	Wood door to 028022	7
28	28024	Door aperture to C031 at W end of 028002	7
28	28025	Wood door frame in 028024	7
28	28026	Wood door in 028025	7
28	28027	Electric light switch to w of 028024	7

C. No.	F. No.	Description	Period
28	28028	Electric light on 028006	7
28	28029	Light switch near N end of 028007	7
28	28030	Fire alarm control box and cable to S of 028029	7
28	28031	Double electric socket near base of centre of 028029	7
28	28032	Double electric socket near base of centre of 028007	7
28	28033	Electric radiator and plug to S of 028031	7
28	28034	Window aperture at E end of 028008	3
28	28035	Wood window frame in 028033	3
28	28036	Wood sill below 028034	7
28	28037	Wood cupboard below 028036	7
28	28038	White paint on 028034-028037, 028052-028055	7
28	28039	Fire box at back of 028038	7
28	28040	Electric light to W of 028033	7
28	28041	Door aperture to C012 in centre of 028008	3
28	28042	Wood door frame in 028041	5
28	28043	Wood door on 028042	5
28	28044	Upper vertical scar in W margin of 028042	3
28	28045	Lower vertical scar in W margin of 028042	3
28	28046	Fire escape sign over 028041	7
28	28047	Fire alarm to W of 028041	7
28	28048	Light switch to W of 028047	7
28	28049	Circular scar in 028008, above 028048	3
28	28050	Wood strip along top of W end of 028008	7
28	28051	Window aperture frame in 028008	3
28	28052	Wood window frame in 028051	5
28	28053	Wood window in 028052	5
28	28054	Wood sill below 028052	7
28	28055	Wood cupboards below 028054	7
28	28056	Wood lintel and curtain rail at top of 028033 (N end)	7
28	28057	Curtain rail at top of 028051 (S end)	7
28	28058	Wood lintel and curtain rail at top of 028051 (N end)	7
28	28059	Electric radiator and plug in centre of 028009	7
28	28060	Electric socket (double) to N of 028059	7
28	28061	Linoleum floor	7
28	28062	Concrete step up in 028041	5
28	28063	N-S beams, E to W, numbered E to W	3
28	28064	N-S beams, E to W, numbered E to W	3
28	28065	N-S beams, E to W, numbered E to W	3
28	28066	N-S beams, E to W, numbered E to W	3
28	28067	N-S beams, E to W, numbered E to W	3
28	28068	N-S beams, E to W, numbered E to W	3
28	28069	Double wood beam laid N-S	3
28	28070	N-S wood beams, E to W, truncated at S end (join 028072)	7
28	28071	N-S wood beams, E to W, truncated at S end (join 028072)	7
28	28072	E-W double beam to N	7
28	28073	E-W double beam to S (across S ends of 028068 and 028069)	7
28	28074	Diagonal (SW-NE) plant floor on beams 028063-028073	7
28	28075	Smoke detector on 028074	7

C. No.	F. No.	Description	Period
28	28076	Metal spiral stair	7
28	28077	Repair at top of N end of 028063	7
28	28078	Repair at top of N end of 028064	7
28	28079	Small repair at top of S end of 028064	7
28	28080	Small repair at top of S end of 028065	7
28	28081	Small repair at top of S end of 028066	7
28	28082	Small repair at top of S end of 028067	7
28	28083	Bolts running through 028067 )to attach 028073)	7
28	28084	Cut at N end of 028068	7
28	28085	Iron bolt in 028084 (to attach 028073)	7
28	28086	Cut at S end of 028070	7
28	28087	Metal bolt in 028086 (to attach 028072)	7
28	28088	Cut at S end of 028071	7
28	28089	Metal bolt in 028088 (to attach 028072)	7
28	28090	Small repair in N end of 028071	7
33	33001	N wall	3
33	33002	Door aperture in 033001	3
33	33003	Wood door frame in 033002	6
33	33004	Wood door frame in 033003	6
33	33005	Plaster on 033001, 033010, 033011, 033041 and 033048	6
33	33006	Yellowish paint on 033005	6
33	33007	Cream paint over 033006	7
33	33008	Plaster 'skirting board' at base of 033001, 033010, 033011, 033041, 033048	4
33	33009	Grey paint on 033003, 033008, 033043	6
33	33010	E wall of room	3
33	33011	Recess at N end of 033010	3
33	33012	3 level between shelf within 033011	7
33	33013	Fireplace at S end of 033010	3
33	33014	Stone pillar forming S margin of 033011 and N margin of 033013	3
33	33015	Cut in W face of 033014	3
33	33016	Lead fitting within 033015	3
33	33017	Scraps of cream paint on stone of 033013 and 033014	4
33	33018	Baler within 033013	7
33	33019	Electric circuit board and wires on wall of 033013	7
33	33020	White electric cable within 033013	7
33	33021	Cut through S end of W side of 033013 for 033020	7
33	33022	Brown electric cable within 033013	7
33	33023	Cut in S end of back (E) wall of 033013 for 033020 and 033022	7
33	33024	Horizontal iron bar attached to N side of 033013	3
33	33025	Cut along top of N end of inside of 033013	3
33	33026	Stone oven (E-W) insected via of 033025	3
33	33027	Slab roofing of S side of 033013	3
33	33028	Metal plate roofing 033013, between 033026 and 033027	3
33	33029	Seat over 033013 interior-including 033026 and 033027	4
33	33030	Whitewash over lower stonework of 033013 (over 033024 and 033029)	6
33	33031	Small wall cut near S end of W face of arch to 033013	3
33	33032	Small round cut to N of 033031	3
33	33033	Small round cut to N of 033032	3

C. No.	F. No.	Description	Period
33	33034	Cut above 033032/033033	3
33	33035	Cut above 033034	3
33	33036	Pale grey cement infill of 033031	4
33	33037	Pale grey cement infill of 033032	4
33	33038	Pale grey cement infill of 033031	4
33	33039	Lead and iron infill of 033034	3
33	33040	Lead and iron infill of 033035	3
33	33041	S wall of room	3
33	33042	Door aperture at W end of 033041	3
33	33043	Wood door frame in 033042	7
33	33044	Wood door in 033043	7
33	33045	Beige paint over 033044	7
33	33046	Electric circuit board over 033041 to E of 033042	7
33	33047	W wall of room stud partition between 033048 and 033063	7
33	33048	Masonry S end of W wall	4
33	33049	Timber skirting board along base of 033047 and 033064	7
33	33050	BT box near S end of 033047	7
33	33051	Sink and plumbing against 033048, just to N of 033050	7
33	33052	Light above 033051	7
33	33053	Double electric socket to N of 033051 on 033064	7
33	33054	Light to N of 033053	7
33	33055	Hook attached to 033047 to N of 033054	7
33	33056	Light switch to N of 033055	7
33	33057	Fire alarm (socket alarm removed) to N of 033056	7
33	33058	Stone slab flooring to room	3
33	33059	2 stone steps up to 033002	7
33	33060	Plasterboard ceiling	3
33	33061	E-W beam in ceiling	3
33	33062	Smoke detector on 033060	7
33	33063	Stone pillar at N end of 033047, runs behind 033064	4
33	33064	N end of W wall of room, dog legged stud partition	7
33	33065	Possible door aperture, blocked by 033047	4
34	34001	N wall	3
34	34002	E wall	3
34	34003	S wall	3
34	34004	W wall lower vertical section	3
34	34005	W wall, sloping middle section	3
34	34006	W wall, upper vertical section	3
34	34007	Plaster on 034001-033004	4
34	34008	Cream paint on 034005+034007, 034009, 034020, 034032	7
34	34009	Skirting board at base of 034001-034004	4
34	34010	Door aperture at N end of 034002	3
34	34011	Wood door frame in 034010	6
34	34012	Scar at top of W margin of 034011 (vertical rectangular)	6
34	34013	Scar at base of W margin of 034011 (vertical rectangular)	6
34	34014	Door catch hole in E margin of 034011	6
34	34015	Dark brown paint on 034011-034014, 034029	6
34	34016	Small leaflet box to S of 034010	7

C. No.	F. No.	Description	Period
34	34017	Large leaflet box to S of 034016	7
34	34018	Double cable electric socket below 034016	7
34	34019	Socket to S of 034018	7
34	34020	Electric socket and cable in metal conduit, runs from S end of 034002, along 034003, through S end of 034004	7
34	34021	Window aperture at E end of 034003	3
34	34022	Wood window frame in 034021	6 & 7
34	34023	Wood window frame in 034022	6 & 7
34	34024	Wood window sill below 034022	6 & 7
34	34025	White paint on 034022-034024, 034036	7
34	34026	Blind at top of 034022	7
34	34027	Light switch to W of 034021	7
34	34028	Door aperture at W end of 034003	6
34	34029	Wood door frame in 034028	6
34	34030	Wood door frame in 034029	6
34	34031	Fire alarm near S end of 034004	7
34	34032	Metal door catch in S end of 034009 against 034004	7
34	34033	Phone socket near N end of 034009, against 034004-cable runs round base of 034001	7
34	34034	Plank floor (N-S)	7
34	34035	Carpet square in SW corner of room, in front of 034028	7
34	34036	Plasterboard ceiling	7
34	34037	Electric light on 034036	7
34	34038	Smoke detector on 034036	7
40	40001	Wall fabric	3
40	40002	Wall render	3
40	40003	Paint	3
40	40004	N facing exterior window overlooking Abbeyhill (see 40005-40009)	3
40	40005	Window recess	3
40	40006	Window	3
40	40007	Window catch	3
40	40008	Window handle (E)	3
40	40009	Window handle (W)	3
40	40010	Electric storage heater	3
40	40011	Wall fabric	3
40	40012	Wall render	3
40	40013	Paint	3
40	40014	Wardrobe	3
40	40015	Door frame of wardrobe 40014	3
40	40016	Missing door to wardrobe 40014	3
40	40017	Electrical switch for heater 40010	3
40	40018	Bedside cabinet	3
40	40019	Toothbrush holder	3
40	40020	Shaving light	3
40	40021	Mirror	3
40	40022	Wash basin	3
40	40023	Shaver socket	3
40	40024	Wall fabric	2

C. No.	F. No.	Description	Period
40	40025	Wall render	3
40	40026	Paint	3
40	40027	Door vestibule	3
40	40028	Door frame of doorway 40049	3
40	40029	Door, removed from Doorway 40049	3
40	40030	Light switch	3
40	40031	Wall render	3
40	40032	Wall fabric	3
40	40033	Wall render	3
40	40034	Wall render	3
40	40035	Paint	3
40	40036	Electrical socket	3
40	40037	Skirting	3
40	40038	Skirting	3
40	40039	Skirting	3
40	40040	Skirting	3
40	40041	Reading light	3
40	40042	Floorboards	3
40	40043	Floorboards	3
40	40044	Ceiling	3
40	40045	Telephone socket	3
40	40046	Bathroom shelf	3
40	40047	Plumbing	3
40	40048	Plumbing	3
40	40049	Doorway to Comp 47 (see 400027-9)	3
40	40050	Ceiling light with safety cover	3
40	40051	Smoke alarm	3
40	40052	Paint	3
41	41001	Wall fabric	3
41	41002	Wall render	3
41	41003	Paint	3
41	41004	N facing recessed window at W edge of wall	3
41	41005	Sash window in top 1	3
41	41006	Standard sash window pane, 1 of 12 in 41005 sliding sash	3
41	41007	Brass lock at top of lower sash window in 41005	3
41	41008	One of pair of brass rings attached to base of lower sash window to allow window to be pulled up	3
41	41009	As 41008, but set on E side of base of lower element of sliding sash	3
41	41010	Dimplex night storage heater, set in base of window alcove 41004	3
41	41011	Skirting board in base of window recess, in situ	3
41	41012	Gap in plasterwork at base of N wall, exposes fabric, 41001	3
41	41013	Telephone socket	3
41	41014	Site of light fitting	3
41	41015	Pair of copper pipes, painted green, running along top of N wall	3
41	41016	Wall fabric	3
41	41017	Thin layer of plaster to finish off wood and plasterboard partition wall	3
41	41018	Light green paint on wall 41016, on whole surface save door and skirting board	3



C. No.	F. No.	Description	Period
41	41019	Doorway, minus door and wooden surround, exposes wooden core to wall 41016	3
41	41020	Site of ripped out skirting board, laid against unpainted grey plaster 41017	3
41	41021	Square hole lined with metal full of wires	3
41	41022	S wall	2
41	41023	Thick layer of grey plaster over white sandstone masonry 41028	3
41	41024	Light green emulsion paint	3
41	41025	Strip of exposed grey plaster along base of S wall 41022	3
41	41026	Top part of wood and plasterboard walk in cupboard butted onto W section of 41022	3
41	41027	Position of doorway for walk in cupboard	3
41	41028	Horizontal mark in walk in cupboard on S wall	3
41	41029	Rectangular wall with walk in cupboard at S end and sink centrally placed and edge of window recess at N end	3
41	41030	Grey plaster finish to wall in cupboard	3
41	41031	Light green emulsion paint, general surface to wall	3
41	41032	Area of paintwork missing	3
41	41033	White porcelain sink set against W wall	3
41	41034	Square hole in base of wall, full of wires	3
41	41035	Circular hole in W wall, at middle height, hole full of wires	3
41	41036	Circular hole above site of mirror over sink, 60mm across, 45mm deep, site 1	3
41	41037	Square plastic intact electricity socket	3
41	41038	Wooden strip along base of W wall, painted white	3
41	41039	Construction in SW corner of Comp 41	3
41	41040	Vertical rectangular void in E side of walk in cupboard 41039	3
41	41041	Floor boards in Comp 41, lying E-W, brown stain	3
41	41042	Ceiling to Comp 41	3
41	41043	White emulsion paint on ceiling	3
41	41044	Large circular glass covered ceiling light	3
41	41045	Thin yellow paper layer over floorboards	3
42	42001	N wall fabric	3
42	42002	Unknown thickness of grey render	3
42	42003	Light green emulsion paintwork	3
42	42004	Alcove for sash window 42005	3
42	42005	Sliding sash window	3
42	42006	Skirting board	3
42	42007	Bath	3
42	42008	Bathroom basin	3
42	42009	Brass sliding lock on top of bottom element of sash window	3
42	42010	Brass lifting ring (W), one of 2, fixed to base of lower part of sash window	3
42	42011	Brass lifting ring (E), one of 2, fixed to base of lower part of sash window	3
42	42012	E wall fabric	3
42	42013	Plasterwork on E wall 42012,	3
42	42014	Paint job	3
42	42015	S wall of Comp 42	3
42	42016	Unknown depth of plaster over plasterboard wall	3
42	42017	Light green emulsion	3

C. No.	F. No.	Description	Period
42	42018	Tall modern doorway and surround	3
42	42019	W wall fabric	3
42	42020	Render	3
42	42021	Paint, pale green emulsions	3
42	42022	White painted wooden strip along base of wall 42019	3
42	42023	Towel rail	3
42	42024	Spotted brown/pink lino	3
42	42025	Floorboards	3
42	42026	Rectangular ceiling, flat at S end, sloping at N end, slope at 40 degrees down to window	3
42	42027	White paint	3
43	43001	N wall of toilet room	3
43	43002	Render on wall 43001	3
43	43003	Light green emulsions wall paint	3
43	43004	Window recess	3
43	43005	Tall narrow sliding sash window set in centre of alcove 43004	3
43	43006	Brass sliding catch on top of bottom section of sash window 43005	3
43	43007	One of 2 window lifting rings	3
43	43008	One of 2 window lifting rings	3
43	43009	White ceramic toilet basin and cistern	3
43	43010	Skirting board	3
43	43011	Copper pipe, 25mm wide running 60mm above skirting board	3
43	43012	Plywood box fitted into NE corner	3
43	43013	Horizontal boxed structure at top of N wall, sits against ceiling, painted green as rest of room	3
43	43014	E wall fabric	3
43	43015	Render or plaster on 43015	3
43	43016	Paint, pale green emulsion	3
43	43017	Boxed pipes	3
43	43018	Two pipes running along ceiling and down S side of wall	3
43	43019	Skirting board	3
43	43020	S wall fabric	3
43	43021	Render on S wall top	3
43	43022	Paint on upper part of S wall, pale green	3
43	43023	Forms most of S end of Comp 43	3
43	43024	W wall fabric	3
43	43025	Render on wall 43024	3
43	43026	Light green bedroom paint	3
43	43027	Skirting	3
43	43028	Horizontally set chrome fitting, screwed into W wall near toilet at N end	3
44	44001	N wall fabric	3
44	44002	Plasterwork	3
44	44003	Cream emulsion paint	3
44	44004	Small square hole in base of wall alcove	3
44	44005	Skirting board	3
44	44006	Fire door at E end of corridor 44	3
44	44007	S wall fabric	2
44	44008	Plaster on wall 44007	3

C. No.	F. No.	Description	Period
44	44009	Paint on wall 44007	3
44	44010	Square hole cut in wall, half way up near W end, full of wires	3
44	44011	Circular grey bell, high on wall	3
44	44012	Skirting board	3
44	44013	White painted plaster, thickness unknown	3
44	44014	White emulsion paint on ceiling 44013	3
44	44015	Circular glass light	3
44	44016	Glue and paper below old lino, now removed, seals floor boards	3
44	44017	Wooden E-W floorboards, not seen as sealed by 440116	3
44	44018	Doorway to Comp 41	3
44	44019	Doorway to Comp 42, on W side of N wall	3
45	45001	Fabric of W part of N area of Comp 45 (the entrance to the toilet area Comp 43, to W of stairs	3
45	45002	Plaster on wall 45001, hidden by paint but exposed to 6mm of grey plaster	3
45	45003	Magnolia emulsion paint on wall 45001	3
45	45004	Same door as 43023 of toilet Comp 43	3
45	45005	Skirting board, 120mm high board of white painted wood, seen at base of W part of N area of Comp 45	3
45	45006	Open entrance to stairs, down to access doorway to be described in Stair Comp 46	3
45	45007	Masonry partition between openings to circular stair, 45006 to W, 45008 to E	3
45	45008	Magnolia gloss paint	3
45	45009	Opening from first floor hall into stairs, rising to second floor	3
45	45010	Fabric of E wall	3
45	45011	Rendering on wall 45010	3
45	45012	Magnolia gloss/silk paint on walls of spiral stair	3
45	45013	Ashlar built chamfered doorway	3
45	45014	Lintel over doorway masonry 45013	3
45	45015	Modern white painted cheap plywood door with handle on N edge	3
45	45016	Fabric of E outer side wall, dividing off Comp 69 from S end of E side of hall Comp 45	3
45	45017	Magnolia emulsion paint, directly applied to plywood side of Comp 69	3
45	45018	Skirting board	3
45	45019	Fabric of front outer face of Cupboard 69	3
45	45020	Paint	3
45	45021	Tall strip of woodwork, floor to ceiling, taking in doorway to Cupboard 69, in N wall of cupboard	3
45	45022	Skirting board	3
45	45023	Central part of S wall	3
45	45024	Plaster coating to wall remnant 45023	3
45	45025	Magnolia coloured paint over plaster 45024 of wall 45023	3
45	45026	Framed doors	3
45	45027	Strange 3 faced wall end on W end of S wall of hallway	2
45	45028	As 45027 but the diagonal part of this wall face, facing NE	2
45	45029	As 45027/45028	2
45	45030	Not seen but bevelled to be 25mm of grey plasterwork	3
45	45031	Magnolia emulsion, usual hallway paint	3

C. No.	F. No.	Description	Period
45	45032	Skirting board	3
45	45033	W wall of hallway	3
45	45034	Not seen but supposedly plaster	3
45	45035	White emulsion paint on ceiling	3
45	45036	Centrally placed double lights, 2 circular white glass covered light bulbs, centrally placed between stair entrances	3
45	45037	Carpeting on floor of hallway	3
45	45038	Wooden floorboards, below carpet 45037, not seen at this stage	3
46	46001	N wall of Comp 46, the base of the spiral stair, just to W of main door	3
46	46002	Painted plaster on wall 46001	3
46	46003	Magnolia gloss paint	3
46	46004	Rectangular window set high up in N wall of stair near bottom of steps	3
46	46005	Window lock	3
46	46006	Brass lifting ring (W) set in base of lower part of sliding section of window 46004	3
46	46007	Brass lifting ring (E) set in base of lower part of sliding section of window 46004	3
46	46008	Vertical rectangular plastic box (translucent white), set on wall above E edge of door	3
46	46009	Black painted metal tube attached to wall by ring fittings	3
46	46010	Square white plastic item screwed into the wall just E of the door, somewhat above hand rail 46009	3
46	46011	Small deep rectangular box, red in colour, screwed into wall east of window 46004	3
46	46012	One of pair of metal support rings for hand rail 46009	3
46	46013	One of pair of metal support rings for hand rail 46009	3
46	46014	Frame of doorway in E part of wall 46001, facing SW within curve of lower part of spiral stair	3
46	46015	Door of doorway 46014	3
46	46016	One of two identical iron hinges (upper) on S side of door 46015	3
46	46017	One of two identical iron hinges (lower) on S side of door 46015	3
46	46018	Spring loaded device screwed to door and frame on S side of door 46015	3
46	46019	Door latch on N side of door 46015	3
46	46020	Brass pseudo old mortice lock	3
46	46021	E wall of stair	3
46	46022	Plaster over masonry 46021	3
46	46023	Paint, magnolia gloss, covers all walls of spiral stair	3
46	46024	Chamfered ashlar blocks covered with paint, forming S edge of spiral stair internal support wall 46021	3
46	46025	Same as 46024, but at N end of stair internal support wall at ground floor level	3
46	46026	Fabric of wall behind door 46015	3
46	46027	Layer of render or plaster over fabric of 46026, unseen behind paint	3
46	46028	Paint, magnolia gloss, usual type	3
46	46029	Fabric of W wall of lower element of spiral stair from ground floor to first floor level	3
46	46030	Thin coat of plaster over fabric 46029	3
46	46031	Magnolia gloss paint	3

C. No.	F. No.	Description	Period
46	46032	Black painted tubular hand rail, set with fixing rings 46033 and 46034	3
46	46033	One of pair of metal support rings for hand rail 46032	3
46	46034	One of pair of metal support rings for hand rail 46032	3
46	46035	Small red box found at S of to end of side wall 46029	3
46	46036	Square white plastic plaque at S end of wall 436029	3
46	46037	Skirting board at base of 46029 wall on first floor only	3
46	46038	Stone steps, lowest set of stairs from first floor down to ground floor	3
46	46039	Flagstones	3
46	46040	Irregular ceiling, sloping steeply to first floor level from 2nd floor level, S-N	3
46	46041	Plaster or render on underside of steps	3
46	46042	Magnolia gloss paint over plaster 46041	3
47	47001	Wall fabric	2
47	47002	Wall render	3
47	47003	Wall render	3
47	47004	Paint	3
47	47005	Doorway to Comp 40	3
47	47006	Door frame of doorway 47005	3
47	47007	Skirting	3
47	47008	Service duct	3
47	47009	Stone corbel	2
47	47010	Chimney breast	2
47	47011	Fireplace	2
47	47012	Blocking of fireplace	3
47	47013	Fire alarm bell	3
47	47014	Service duct	3
47	47015	Turn in N wall, immediately to W of doorway 47017	2
47	47016	Plumbing	3
47	47017	Doorway to Comp 45 (see 47018-019, 058-059)	3
47	47018	Window within doorway 47017, on W side	3
47	47019	Door, within doorway 47017	3
47	47020	Service duct	3
47	47021	Wall fabric	3
47	47022	Wall render	3
47	47023	Paint	3
47	47024	Window light removed from doorway 47033, with rest of door fittings	3
47	47025	Plumbing	3
47	47026	Service duct	3
47	47027	Skirting	3
47	47028	Wall fabric	3
47	47029	Wall render	3
47	47030	Paint	3
47	47031	Window light removed from doorway 47036, with rest of door fittings	3
47	47032	Plumbing	3
47	47033	Doorway to Comp 52 (see 47024, 034-035)	3
47	47034	Door frame of doorway 47033	3
47	47035	Door, removed from Doorway 47033	3
47	47036	Doorway to Comp 51 (see 47031, 037-038)	3

C. No.	F. No.	Description	Period
47	47037	Door frame of doorway 47036	3
47	47038	Door, removed from Doorway 47036	3
47	47039	Doorway to Comp 50 (see 47040-041, 056)	3
47	47040	Door frame of doorway 47039	3
47	47041	Door, removed from Doorway 47039	3
47	47042	Doorway to Comp 49 (see 47043-044, 057)	3
47	47043	Door frame of doorway 47042	3
47	47044	Door, removed from Doorway 47042	3
47	47045	Skirting	3
47	47046	Wall fabric	3
47	47047	Wall render	3
47	47048	Paint	3
47	47049	Skirting	3
47	47050	Doorway to Comp 48 (see 47051-052)	3
47	47051	Door frame of doorway 47050	3
47	47052	Door, removed from Doorway 47050	3
47	47053	Floorboards	3
47	47054	Ceiling	3
47	47055	Ceiling lights	3
47	47056	Window light removed from doorway 47039, with rest of door fittings	3
47	47057	Window light removed from doorway 47042, with rest of door fittings	3
47	47058	Door frame of doorway 47017	3
47	47059	Door handle to door 47019	3
47	47060	Missing door to door frame 47005	3
48	48001	Wall fabric	2
48	48002	Wall render	3
48	48003	Wall render	3
48	48004	Skirting	3
48	48005	Wall fabric	3
48	48006	Wall render	3
48	48007	Paint	3
48	48008	Door frame of doorway 48028	3
48	48009	Door, removed from Doorway 48028	3
48	48010	Skirting	3
48	48011	Wall fabric	3
48	48012	Wall render	3
48	48013	Paint	3
48	48014	Skirting	3
48	48015	Telephone junction box	3
48	48016	Service duct	3
48	48017	Wall fabric	2
48	48018	Wall render	3
48	48019	Paint	3
48	48020	Skirting	3
48	48021	Sink	3
48	48022	Taps	3
48	48023	Plumbing	3
48	48024	Paint	3

C. No.	F. No.	Description	Period
48	48025	Floorboards	3
48	48026	Ceiling	3
48	48027	Stud partition wall, of plasterboard over wooden frame, placed over W masonry wall 48017 (hollow sounding wall)	3
48	48028	Doorway to Comp 47 (see 49008-009)	3
49	49001	Wall fabric	3
49	49002	Wall render	3
49	49003	Paint	3
49	49004	Door frame of doorway 49051	3
49	49005	Door, removed from Doorway 49051	3
49	49006	Wardrobe	3
49	49007	Door frame of wardrobe 49006	3
49	49008	Missing door to wardrobe 49006	3
49	49009	Skirting	3
49	49010	Wall fabric	3
49	49011	Wall render	3
49	49012	Paint	3
49	49013	Turn in E wall, half way along, to S of wash basin	3
49	49014	Skirting	3
49	49015	Light switch	3
49	49016	Small void in bottom N corner of E wall	3
49	49017	Toothbrush holder	3
49	49018	Wash basin	3
49	49019	Mirror	3
49	49020	Shaving light	3
49	49021	Shaver socket	3
49	49022	Tooth mug holder? Small round scar on wall above shaver socket	3
49	49023	Thin strip of wood attached to E wall to S of and at approx	3
49	49024	Wall fabric	2
49	49025	Wall render	3
49	49026	Wall render	3
49	49027	Paint	3
49	49028	Skirting	3
49	49029	S facing exterior window, overlooking Abbey Strand (see 49030-49035)	2
49	49030	Window recess	2
49	49031	Wall of window recess below window	2
49	49032	Window	3
49	49033	Window catch	3
49	49034	Window handle (E)	3
49	49035	Window handle (W)	3
49	49036	Wall fabric	2
49	49037	Wall render	3
49	49038	Paint	3
49	49039	Skirting	3
49	49040	Reading light	3
49	49041	Bedside cabinet	3
49	49042	Telephone socket	3
49	49043	Electrical socket	3

C. No.	F. No.	Description	Period
49	49044	Skirting	3
49	49045	Electric storage heater	3
49	49046	Floorboards	3
49	49047	Floor joists	3
49	49048	Ceiling	3
49	49049	Ceiling light with safety cover	3
49	49050	Smoke alarm	3
49	49051	Doorway to Comp 47 (see 49004-005, 052)	3
49	49052	Window light removed from doorway 49051, with rest of door fittings	3
49	49053	Bathroom shelf	3
49	49054	Plumbing	3
49	49055	Paint	3
49	49056	Stud partition wall, of plasterboard over wooden frame, placed over W masonry wall 49036 (hollow sounding wall)	3
50	50001	Wall fabric	3
50	50002	Wall render	3
50	50003	Paint	3
50	50004	Doorway to Comp 47 (see 50005-006, 049)	3
50	50005	Door frame of doorway 50004	3
50	50006	Door, removed from Doorway 50004	3
50	50007	Service duct	3
50	50008	Skirting	3
50	50009	Bedside cabinet	3
50	50010	Telephone socket	3
50	50011	Reading light	3
50	50012	Wall fabric	3
50	50013	Wall render	3
50	50014	Paint	3
50	50015	Skirting	3
50	50016	Electrical socket	3
50	50017	Wall fabric	2
50	50018	Wall render	3
50	50019	Paint	3
50	50020	Skirting	3
50	50021	Skirting	3
50	50022	S facing exterior window, overlooking Abbey Strand (see 50023-50027)	2
50	50023	Window recess	3
50	50024	Window	3
50	50025	Window catch	3
50	50026	Window handle (E)	3
50	50027	Window handle (W)	3
50	50028	Wall of window recess below window	2
50	50029	Electrical switch for heater 50030	3
50	50030	Electric storage heater	3
50	50031	Wall fabric	3
50	50032	Wall render	3
50	50033	Paint	3
50	50034	Turn in W wall, half way along, to S of wash basin	3



C. No.	F. No.	Description	Period
50	50035	Wardrobe	3
50	50036	Door frame of wardrobe 50035	3
50	50037	Missing door to wardrobe 50035	3
50	50038	Skirting	3
50	50039	Skirting	3
50	50040	Wash basin	3
50	50041	Plumbing	3
50	50042	Mirror	3
50	50043	Shaving light	3
50	50044	Shaver socket	3
50	50045	Floorboards	3
50	50046	Ceiling	3
50	50047	Ceiling light with safety cover	3
50	50048	Smoke alarm	3
50	50049	Window light removed from doorway 50004, with rest of door fittings	3
50	50050	Paint	3
50	50051	Paint	3
51	51001	Wall fabric	3
51	51002	Wall render	3
51	51003	Paint	3
51	51004	Wardrobe	3
51	51005	Door frame of wardrobe 51004	3
51	51006	Missing door to wardrobe 51004	3
51	51007	Skirting	3
51	51008	Service duct	3
51	51009	Doorway to Comp 47 (see 51010-011, 050)	3
51	51010	Door frame of doorway 51009	3
51	51011	Door, removed from Doorway 50004	3
51	51012	Wall fabric	3
51	51013	Wall render	3
51	51014	Paint	3
51	51015	Skirting	3
51	51016	Toothbrush holder	3
51	51017	Shaving light	3
51	51018	Mirror	3
51	51019	Wash basin	3
51	51020	Plumbing	3
51	51021	Shaver socket	3
51	51022	Electrical socket	3
51	51023	Thin strip of wood attached to E wall to S of and at approx	3
51	51024	Wall fabric	2
51	51025	Wall render	3
51	51026	Paint	3
51	51027	S facing exterior window, overlooking Abbey Strand (see 51028-51033)	2
51	51028	Window recess	2
51	51029	Window	3
51	51030	Window catch	3
51	51031	Window handle (E)	3

C. No.	F. No.	Description	Period
51	51032	Window handle (W)	3
51	51033	Wall of window recess below window	2
51	51034	Electric storage heater	3
51	51035	Skirting	3
51	51036	Skirting	3
51	51037	Bedside cabinet	3
51	51038	Electrical switch for heater 50030	3
51	51039	Telephone socket	3
51	51040	Reading light	3
51	51041	Wall fabric	3
51	51042	Wall render	3
51	51043	Paint	3
51	51044	Skirting	3
51	51045	Floorboards	3
51	51046	Ceiling	3
51	51047	Ceiling light with safety cover	3
51	51048	Smoke alarm	3
51	51049	Bathroom shelf	3
51	51050	Window light removed from doorway 51009, with rest of door fittings	3
51	51051	Paint	3
51	51052	Paint	3
52	52001	Wall fabric	3
52	52002	Wall render	3
52	52003	Paint	3
52	52004	Wardrobe	3
52	52005	Door frame of wardrobe 52004	3
52	52006	Missing door to wardrobe 52004	3
52	52007	Light switch	3
52	52008	Plumbing	3
52	52009	Stop cock, on water pipe 52008, within wardrobe 52004	3
52	52010	Skirting	3
52	52011	Service duct	3
52	52012	Wall fabric	3
52	52013	Wall render (unseen)	3
52	52014	Paint	3
52	52015	E side of doorway (52043)	3
52	52016	Service duct	3
52	52017	Skirting	3
52	52018	Thin strip of wood attached to E wall to S of and at approx	3
52	52019	Electrical socket	3
52	52020	Wall fabric	2
52	52021	Wall render (unseen)	3
52	52022	Paint	3
52	52023	S facing exterior window, overlooking Abbey Strand (see 52024-52028)	2
52	52024	Window recess	3
52	52025	Window	3
52	52026	Window hinge (upper)	3
52	52027	Window hinge (lower)	3

C. No.	F. No.	Description	Period
52	52028	Window latch	3
52	52029	Reading light	3
52	52030	Electrical switch for heater 52031	3
52	52031	Electric storage heater	3
52	52032	Skirting	3
52	52033	Wall fabric	3
52	52034	Wall render	3
52	52035	Paint	3
52	52036	Skirting	3
52	52037	Toothbrush holder	3
52	52038	Shaving light	3
52	52039	Mirror	3
52	52040	Wash basin	3
52	52041	Plumbing	3
52	52042	Shaver socket	3
52	52043	Doorway to Comp 47 (see 52015, 044-045)	3
52	52044	Door frame of doorway 52043	3
52	52045	Door, removed from Doorway 52043	3
52	52046	Floorboards	3
52	52047	Ceiling	3
52	52048	Ceiling light with safety cover	3
52	52049	Smoke alarm	3
52	52050	Bathroom shelf	3
52	52051	Paint	3
52	52052	Window light removed from doorway 52043, with rest of door fittings	3
53	53001	Wall fabric	3
53	53002	Wall render	3
53	53003	Paint	3
53	53004	N facing exterior window, overlooking Abbeyhill (see 53005-012, 048-049)	3
53	53005	Window recess	3
53	53006	Window	3
53	53007	Window catch	3
53	53008	Window handle (W)	3
53	53009	Window handle (E)	3
53	53010	Lower wall of window recess 53005, below window	3
53	53011	Middle section of wall of window recess 53005, below window	3
53	53012	Upper wall of window recess 53005, below window	3
53	53013	Plumbing	3
53	53014	Service duct	3
53	53015	Service duct	3
53	53016	Wall fabric	3
53	53017	Wall render	3
53	53018	Paint	3
53	53019	Doorway to Comp 54 (see 53020-24)	3
53	53020	Door frame of doorway 53020	3
53	53021	Door, of doorway 53020	3
53	53022	Door handle to door 53021	3
53	53023	Door hinge (upper)	3

C. No.	F. No.	Description	Period
53	53024	Door hinge (lower)	3
53	53025	Light fitting	3
53	53026	Skirting	3
53	53027	Wall fabric	3
53	53028	Wall render	3
53	53029	Paint	3
53	53030	Skirting	3
53	53031	Light switch	3
53	53032	Doorway to Comp 55 (see 53033-038)	3
53	53033	Door frame of doorway 53032	3
53	53034	Window light at top of doorway 53032, safety glass	3
53	53035	Door, of doorway 53032	3
53	53036	Door handle to door 53035	3
53	53037	Door hinge (upper)	3
53	53038	Door hinge (lower)	3
53	53039	Coat/towel hook	3
53	53040	Wall fabric	3
53	53041	Wall render	3
53	53042	Paint	3
53	53043	Skirting	3
53	53044	Electrical socket	3
53	53045	Service box	3
53	53046	Plumbing	3
53	53047	Sink	3
53	53048	Window catch (upper)	3
53	53049	Window catch (lower)	3
53	53050	Linoleum flooring	3
53	53051	Floorboards	3
53	53052	Ceiling	3
54	54001	N Wall Plasterboard	
54	54002	Horizontal wooden base along top of 054001	
54	54003	Vertical wooden base running up E end of 054001	
54	54004	Plaster on 054001, 054010, 054012, 054014, 054020	
54	54005	Cream paint on 054002, 054003, 054004	
54	54006	Skirting board at base of 054001, 054010, 054012, 054014	
54	54007	White paint on 054006 and 054016	
54	54008	Small diameter metal pipe low down at west end of 054001+C1862	
54	54009	Three levels of wood shelving, runs length of 054001 & over 054003	
54	54010	E wall, stud partition	
54	54011	Electric light on 054010	
54	54012	S wall, stud partition	
54	54013	Three levels of wood shelving against 054012, cuts into 054006	
54	54014	W wall, stud partition	
54	54015	Door aperture in 054014	
54	54016	Wood Frame in 054015	
54	54017	Wood door in 054016	
54	54018	Pale yellow paint of 054017	
54	54019	Linoleum floor	

C. No.	F. No.	Description	Period
54	54020	Plasterboard ceiling	
55	55001	Wall fabric	3
55	55002	Wall render	3
55	55003	Paint	3
55	55004	Wall fabric	3
55	55005	Wall render	3
55	55006	Paint	3
55	55007	Turn in N wall, turns to N for 24cm, between 55001 and 55004, forming SW corner of Comp 54	3
55	55008	Skirting	3
55	55009	Doorway to Comp 53 (see 55010-015)	3
55	55010	Window light at top of doorway 55009, safety glass	3
55	55011	Door, of doorway 55009	3
55	55012	Door handle to door 55011	3
55	55013	Door hinge (lower)	3
55	55014	Door hinge (upper)	3
55	55015	Door frame of doorway 55009	3
55	55016	Wall fabric	3
55	55017	Wall render	3
55	55018	Paint	3
55	55019	Doorway to Comp 59 (see 55020-24)	3
55	55020	Door, of doorway 55019	3
55	55021	Door handle to door 47019	3
55	55022	Door hinge (lower)	3
55	55023	Door hinge (upper)	3
55	55024	Door frame of doorway 55019	3
55	55025	Wall fabric	2
55	55026	Wall render	3
55	55027	Paint	3
55	55028	Light switch	3
55	55029	Skirting	3
55	55030	Wall fabric	3
55	55031	Wall render	3
55	55032	Paint	3
55	55033	Doorway to Comp 45 (see 55034-037, 045)	3
55	55034	Door, of doorway 55033	3
55	55035	Door handle to door 55034	3
55	55036	Door hinge (lower)	3
55	55037	Door hinge (upper)	3
55	55038	Light switch	3
55	55039	Fire alarm break-glass	3
55	55040	Fire exit sign	3
55	55041	Skirting	3
55	55042	Arch, within S wall	3
55	55043	Light fitting	3
55	55044	Skirting	3
55	55045	Door frame of doorway 55033	3
55	55046	Floorboards	3

C. No.	F. No.	Description	Period
55	55047	Ceiling	3
55	55048	Ceiling lights with safety cover, towards W end	3
56	56001	Wall fabric	2
56	56002	Wall render	3
56	56003	Paint	3
56	56004	Arch, within N wall	3
56	56005	Skirting	3
56	56006	Wall fabric	3
56	56007	Wall render	3
56	56008	Paint	3
56	56009	Doorway to Comp 57 (see 56009-014)	3
56	56010	Door frame of doorway 56009	3
56	56011	Door, of doorway 56009	3
56	56012	Door handle to door 56010	3
56	56013	Door hinge (lower)	3
56	56014	Door hinge (upper)	3
56	56015	Wall fabric	3
56	56016	Wall render	3
56	56017	Paint	3
56	56018	Doorway to Comp 58 (see 56019-022)	3
56	56019	Door frame of doorway 56018	3
56	56020	Window light at top of doorway 56018, safety glass	3
56	56021	Door, of doorway 56018	3
56	56022	Door handle to door 56021	3
56	56023	Skirting	3
56	56024	Light switch	3
56	56025	Wall fabric	3
56	56026	Wall render	3
56	56027	Paint	3
56	56028	Turn in W wall, to E for 15cm, before resuming to N, formed by W side of arch 56004	3
56	56029	Wall fabric	2
56	56030	Fire alarm bell	3
56	56031	Plumbing	3
56	56032	Fire exit sign	3
56	56033	Skirting	3
56	56034	Electrical socket	3
56	56035	Skirting	3
56	56036	Wall fabric	3
56	56037	Electrical socket (disused), covered by small square plastic plate	3
57	57001	Wall fabric	2
57	57002	Wall render	3
57	57003	Paint	3
57	57004	Wall fabric	2
57	57005	Wall render	3
57	57006	Paint	3
57	57007	Skirting	3
57	57008	Electrical socket	3

C. No.	F. No.	Description	Period
57	57009	Service duct	3
57	57010	Wall fabric	3
57	57011	Wall render	3
57	57012	Paint	3
57	57013	Skirting	3
57	57014	Wall fabric	3
57	57015	Wall render	3
57	57016	Paint	3
57	57017	Skirting	3
57	57018	Plumbing	3
57	57019	Plumbing	3
57	57020	Stop cock, on water pipe 57019, at far W of wall	3
57	57021	Wall fabric	3
57	57022	Wall render	3
57	57023	Paint	3
57	57024	Doorway to Comp 56 (see 57025-029)	3
57	57025	Door frame of doorway 57024	3
57	57026	Door, of doorway 57024	3
57	57027	Door handle to door 57026	3
57	57028	Door hinge (upper)	3
57	57029	Door hinge (lower)	3
57	57030	Light switch	3
57	57031	Skirting	3
57	57032	Linoleum flooring	3
57	57033	Floorboards	3
57	57034	Ceiling	3
57	57035	Ceiling light with wide brimmed shade	3
57	57036	Stud partition wall covering W part of N wall (57001)	3
58	58001	Wall fabric	3
58	58002	Wall render	3
58	58003	Paint	3
58	58004	Wardrobe	3
58	58005	Door frame of wardrobe 58004	3
58	58006	Door, of wardrobe 58004	3
58	58007	Door knob	3
58	58008	Coat hook	3
58	58009	Door hinge (lower)	3
58	58010	Door hinge (upper)	3
58	58011	Skirting	3
58	58012	Doorway to Comp 56 (see 58013-018)	3
58	58013	Door frame of doorway 58012	3
58	58014	Window light at top of doorway 58012, safety glass	3
58	58015	Door, of doorway 58012	3
58	58016	Door handle to door 58015	3
58	58017	Door hinge (upper)	3
58	58018	Door hinge (lower)	3
58	58019	Light switch	3
58	58020	Wash basin	3

C. No.	F. No.	Description	Period
58	58021	Plumbing	3
58	58022	Mirror	3
58	58023	Tooth-mug holder	3
58	58024	Shaving light	3
58	58025	Shaver socket	3
58	58026	Toothbrush holder, chrome, with space for 6 brushes	3
58	58027	Bathroom shelf	3
58	58028	Service duct	3
58	58029	Wall fabric	3
58	58030	Wall render	3
58	58031	Paint	3
58	58032	Skirting	3
58	58033	Electrical socket	3
58	58034	Wall fabric	2
58	58035	Wall render	3
58	58036	Paint	3
58	58037	S facing exterior window (E), overlooking Abbey Strand (see 58038-042, 051)	2
58	58038	Window recess	2
58	58039	Window	3
58	58040	Window catch	3
58	58041	Window handle (E)	3
58	58042	Window handle (W)	3
58	58043	S facing exterior window (W), overlooking Abbey Strand (see 58044-048, 052)	2
58	58044	Window recess	2
58	58045	Window	3
58	58046	Window catch	3
58	58047	Window handle (E)	3
58	58048	Window handle (W)	3
58	58049	Large joist obscuring top of window recess 58037	3
58	58050	Large joist obscuring top of window recess 58043	3
58	58051	Wall of window recess 58037, below window	2
58	58052	Wall of window recess 58043, below window	2
58	58053	Electric storage heater	3
58	58054	Skirting	3
58	58055	Electrical switch for heater 58053	3
58	58056	Wall fabric	3
58	58057	Wall render	3
58	58058	Paint	3
58	58059	Telephone socket	3
58	58060	Reading light	3
58	58061	Electrical socket (disused), covered by small square plastic plate	3
58	58062	Bedside cabinet	3
58	58063	Skirting	3
58	58064	Floorboards	3
58	58065	Ceiling	3
58	58066	Ceiling light with safety cover, fitted to centre of ceiling	3



C. No.	F. No.	Description	Period
58	58067	Smoke alarm, placed above bed	3
58	58068	Stud partition wall apparently placed over masonry of W wall (sounds hollow)	3
59	59001	N wall	
59	59002	Plaster on 059001, 059004, 059005, 059011, 059016, 059032, 059038, 059039, 059041	
59	59003	Cream paint on 059002, 059086, 059084, 059094	
59	59004	Recess at E end of 059001	
59	59005	Window aperture to W of 059004	
59	59006	Wood sill to 059005	
59	59007	Wood window frame 059005	
59	59008	Wood window in 059007	
59	59009	White gloss paint on 059006 etc.	
59	59010	Blind at top of 059005	
59	59011	Window aperture to W of 059005	
59	59012	Wood sill to 059011	
59	59013	Wood window frame to 059059011	
59	59014	Wood window frame in 059013	
59	59015	Curtain rail at top of 059011	
59	59016	Window aperture to W of 059011	
59	59017	Wood sill to 059016	
59	59018	Wood window frame to 059016	
59	59019	Wood window in 059018	
59	59020	Blind at top of 059016	
59	59021	Skirting board at base of 059001, 059032, 059038, 059039, 059085	
59	59022	Electric light between 059004 & 059005	
59	59023	Electric light between 059005 & 059011	
59	59024	Electric light between 059001 & 059016	
59	59025	Electric heater below 059005	
59	59026	Electric heater below 059011	
59	59027	Electric heater below 059016	
59	59028	Vertical scar in 059002 between 059005 & 059011	
59	59029	Vertical scar in 059002 between 059011 & 059016	
59	59030	Electric socket to E of 059026	
59	59031	Electric socket at base of 059004	
59	59032	E wall	
59	59033	Window aperture in 059032	
59	59034	Wooden frame in 059033	
59	59035	Wooden window in 059034	
59	59036	Curtain rail above 059033	
59	59037	Electric heater below 059033	
59	59038	S wall of room (W end)	
59	59039	Curved masonry at E end of S wall	
59	59040	Door aperture in 059039	
59	59041	Blocking of 059040	
59	59042	Aperture above 059040	
59	59043	Cut into 059042	
59	59044	Infill of 059043	

C. No.	F. No.	Description	Period
59	59045	Swabs of red paint on 059040 & 059042	
59	59046	Concrete repairs at top of 059042	
59	59047	Damage to top of N face of E margin of 059040	
59	59048	Infill of 059047	
59	59049	Diamond shaped hole in underside of lintel to 059040	
59	59050	Irregular hole to S of 059049	
59	59051	Vertical rectangular slot on inside (W face) of E margin of 059040	
59	59052	Small concrete repair between stones of E margin above 059051	
59	59053	Small concrete repair between stones of E margin below 059051	
59	59054	Small concrete repair between stones of E margin below 059053. Incorporates one iron nail.	
59	59055	Small concrete repair between top stone of W margin of lintel of 059040. Incorporates two iron nail.	
59	59056	Small concrete repair between stones of W margin below 059055	
59	59057	Small concrete repair between stones of W margin below 059056. Incorporates small piece of wood.	
59	59058	Small concrete repair between stones of W margin below 059057. Incorporates rectangular piece of wood.	
59	59059	Small concrete repair between stones of W margin below 059058. Incorporates rectangular piece of wood.	
59	59060	Recess cut into W end of 059039, at junction with door 059063	
59	59061	Projection out at top of 059060, runs into E end of lintel of 059063	
59	59062	Light switch on 059060	
59	59063	Door aperture at E end of 059038	
59	59064	Wooden door frame to 059063	
59	59065	Wooden door in 059064	
59	59066	Beige paint on 059065, 059079, 059089	
59	59067	Square cut in E margin of 059063	
59	59068	Concrete infill of 059067	
59	59069	Small circular wooden door at base of N face of E margin of 059063	
59	59070	Small circular wooden door at base of N face of W margin of 059063	
59	59071	Dark grey cement repointing (?) between stones of margins & lintel of 059063	
59	59072	Vertical crude cut into inside (E) face of 3rd stone of W margin of 059063	
59	59073	Concrete infill of 059072	
59	59074	Iron nail above 059072	
59	59075	Iron nail to S of 059074	
59	59076	Scraps of whitewash/ white paint on stones of 059063	
59	59077	Door aperture at W end of 05038	
59	59078	Wooden door frame in 059077	
59	59079	Wooden door frame in 059078	
59	59080	Electric socket at base of wall to W of 059063	
59	59081	BT (?) socket to W of 059080	
59	59082	Light switch to E of 059077	
59	59083	Electric light to W of 059063	
59	59084	Electric light to E of 059077	
59	59085	W wall of room, stud partition	
59	59086	Plaster on 059085	

C. No.	F. No.	Description	Period
59	59087	Door aperture at S end of 059058	
59	59088	Wooden door frame to 059087	
59	59089	Wooden door frame to 059087	
59	59090	Wooden sill to 059087	
59	59091	Five Exit sign above 059087	
59	59092	Electric socket near N end of 059085	
59	59093	Grey carpet on floor	
59	59094	Plasterboard ceiling	
59	59095	Smoke detector on 059094	
59	59096	Cream paint visible below 059003	
59	59097	Dark yellow paint visible below 059096	
59	59098	Prob mason's mark ('N') carved into E margin of door 059040 on top of stone under (W) face	
59	59099	Prob mason's mark ('N') carved into E margin of door 059040 on stone below 059098	
59	59100	Prob mason's mark ('N') carved into E margin of door 059040 on stone 2 below 059099	
59	59101	Prob mason's mark ('N') carved into E margin of door 059040 on stone below 059100	
59	59102	Prob mason's mark ('N') carved into W margin of door 059040 on top stones inner (E) face	
59	59103	Prob mason's mark ('N') carved into W margin of door 059040 on stone below 059102	
59	59104	Prob mason's mark ('N') carved into W margin of door 059040 on stone below 059103	
59	59105	Prob mason's mark ('N') carved into W margin of door 059040 on stone below 059104	
59	59106	Prob mason's mark ('N') carved into W margin of door 059040 on stone below 059105	
60	60001	N wall straight section at E end (N side of door aperture 060045)	
60	60002	N wall curved section to W of 060001	
60	60003	N wall straight section to W of 060002	
60	60004	N wall chimney breast at W end	
60	60005	Plaster on 060001 etc.	
60	60006	Cream paint on 060005 etc.	
60	60007	Door aperture in 060001 (to C061)	
60	60008	Wood door frame in 060007	
60	60009	Wood door frame 060008	
60	60010	Door aperture in 060003 (to C059)	
60	60011	Wood door frame in 060010	
60	60012	Wood door frame in 060011	
60	60013	Fire exit sign alone 060010	
60	60014	Fireplace aperture in 060004	
60	60015	Damage (worn hollow) near W end of lintel to 060014	
60	60016	Damage (crack) near centre of lintel to 060014	
60	60017	Metal supporting bar under lintel to 060014	
60	60018	Raul plug on inside (W) face of E margin of 060014	
60	60019	Raul plug on inside (E) face of W margin of 060014	

C. No.	F. No.	Description	Period
60	60020	Iron nail in gap between bottom stone & next stone up of E margin of 060014	
60	60021	Iron nail in gap between bottom stone & next stone up of E margin of 060020	
60	60022	Electric light above E end of 060014	
60	60023	Electric light above W end of 060014	
60	60024	Small circular hole in 060005 above centre of 060014	
60	60025	Small circular hole in 060005 above centre & to E of 060024	
60	60026	Small circular hole in 060005 above centre and to W of 060024	
60	60027	Electric socket to W of 060014	
60	60028	Door aperture to C059 at W end of 060004	
60	60029	Wood door frame at S end of 060028	
60	60030	Recess (for hinge) at top of inside (W) face of E margin of 060029	
60	60031	Recess (for hinge) at base of inside (W) face of E margin of 060029	
60	60032	Recess (for door fitting) between 060030 & 060031	
60	60033	Metal door catch on W margin of 060029	
60	60034	Black paint on 060033 060057	
60	60035	Wood door frame at N end of 060028	
60	60036	Wood door frame in 060035	
60	60037	White paint on N side of 060029 etc.	
60	60038	Skirting board along base of 060001 etc.	
60	60039	Skirting board lining E & W sides of door 060028 (different from 060038)	
60	60040	N end of E wall ( above door 060045)	
60	60041	Chimney breast forming centre of E wall	
60	60042	E wall to S of 060041	
60	60043	Repair (?) at top of 060042, runs above door 060054 & into S wall 060059	
60	60044	S end of E wall (above door 060060)	
60	60045	Door aperture in 060040 (060001 forms its N margin) to C062	
60	60046	Wood door frame at E end of 060045	
60	60047	Wood door frame in 060046	
60	60048	Light switch in S margin of 060045	
60	60049	Dimmer switch below 060048	
60	60050	Damage in plaster 060005 on S margin of 060045 ( caused by handle of 060047!)	
60	60051	Electric socket in N end of 060041	
60	60052	Part removed plastic fitting (smoke detector ?) in centre of 060041	
60	60053	Wood shelf & bracket against 060042	
60	60054	Door aperture between 060042 & 060044 to C063	
60	60055	Wood frame in 060054	
60	60056	Wood door in 060055	
60	60057	Metal door catch in 060038 on N side of 060054	
60	60058	Smoke detector (?) at top of 060044, wire runs behind top S corner of 060055	
60	60059	S wall of room	
60	60060	Door aperture at E end of 060059 ( E side formed by 060044) to C014	
60	60061	Wooden door frame in 060060	
60	60062	Wooden door frame in 060061	
60	60063	Fire notice to W of 006060	

C. No.	F. No.	Description	Period
60	60064	Fire alarm below 060063	
60	60065	Window aperture to W of 060060	
60	60066	Wooden window frame in 060065	
60	60067	Wooden window frame in 060066	
60	60068	Wooden window sill at base of 060065	
60	60069	Wooden lintel at top of 060065	
60	60070	Wooden shelf above 060068, attached to 060066 & 060068	
60	60071	Radiator below 060065	
60	60072	Electric light to W of 060065	
60	60073	Mirror below 060072	
60	60074	Window bay to W of 060073	
60	60075	Wooden window frame in 060074	
60	60076	Wooden window frame in 060075	
60	60077	Wooden sill below 060075	
60	60078	Wooden lintel above 060075	
60	60079	Blind above 060065	
60	60080	Blind above 060075	
60	60081	Radiator below 060075	
60	60082	Electric light to W of 060075	
60	60083	Window bay at W end of 060059	
60	60084	Wooden window frame in 060083	
60	60085	Wooden window in 060083	
60	60086	Wooden sill below 060083	
60	60087	Wooden lintel above 060083	
60	60088	TV aerial socket on 060086 (wire feeds S through 060084)	
60	60089	Blind for 060083	
60	60090	Radiator below 060083	
60	60091	BT socket in E margin of 060083 - cable runs W along base of 060083, feeds through S end of 00092	
60	60092	W wall stud partition	
60	60093	Wood beam along top of 060092	
60	60094	Electric socket & vertical cable near S end of 060092	
60	60095	Small circular metal disc screwed into S end of 060092	
60	60096	Small circular metal disc screwed into N end of 060092	
60	60097	Wooden floor across most of room, E-W planks	
60	60098	Carpet in base of 060028	
60	60099	Raised (110m) floor in 060045	
60	60100	Carpet on 060099	
60	60101	13 N-S painted beams (numbered E-W) inserted in 1960's	
60	60102	13 N-S painted beams (numbered E-W) inserted in 1960's	
60	60103	13 N-S painted beams (numbered E-W) inserted in 1960's	
60	60104	13 N-S painted beams (numbered E-W) inserted in 1960's	
60	60105	13 N-S painted beams (numbered E-W) inserted in 1960's	
60	60106	13 N-S painted beams (numbered E-W) inserted in 1960's	
60	60107	13 N-S painted beams (numbered E-W) inserted in 1960's	
60	60108	13 N-S painted beams (numbered E-W) inserted in 1960's	
60	60109	13 N-S painted beams (numbered E-W) inserted in 1960's	
60	60110	13 N-S painted beams (numbered E-W) inserted in 1960's	

C. No.	F. No.	Description	Period
60	60111	13 N-S painted beams (numbered E-W) inserted in 1960's	
60	60112	13 N-S painted beams (numbered E-W) inserted in 1960's	
60	60113	13 N-S painted beams (numbered E-W) inserted in 1960's	
60	60114	E-W plank ceiling carved by 060101-060113	
60	60115	Area of painted planks at N end of ceiling, on beams 060107-060109, inserted in 1960's	
60	60116	Smoke detector in centre of 060114	
60	60117	2 cameras and connecting cable near W end of 060114	
60	60118	2 lights and connecting cable to W end of 060117	
60	60119	Scraps of black (?) paint on 060014	
60	60120	Red paint below 060006 seen on S end of E side of 060010	
60	60121	Plaster below 060120 seen on S end of E side of 060010	
60	60122	Black paint below 060121 seen on S end of E side of 060010	
60	60123	Roughcast railing behind 060122, on stone of 060003	
60	60124	Stone hearth surround projecting S from 060014	
60	60125	Stone slab flowing within 060124	
60	60126	Metal fitting (gas pipe ?) against W side of 060124	
60	60127	Support for beams 060111-060113 over window bay 060083	
60	60128	Soot on back wall of fireplace 060014	
60	60129	Mortar render over 060128	
60	60130	Soot over 060130	
61	61001	N wall of room, lower E-W section	
61	61002	Curved E - S room & upper post of N wall of room	
61	61003	W wall of room	
61	61004	Pillar against S section of 061002	
61	61005	Plaster on 061001-061004 & 061007	
61	61006	Cream paint on 061005, 061008, 061009, 061011, 061013, 061020 & 061023	
61	61007	Window aperture in E section of 061002	
61	61008	Wood window frame in 061007	
61	61009	Wood window frame in 061008	
61	61010	Door aperture in S section of 061002	
61	61011	Wood door frame in 061010 (E margin runs behind 061004)	
61	61012	Wood door in 061011	
61	61013	Skirting board around base of 061001, 061002, 061003	
61	61014	Toilet and plumbing at NE end of 061002	
61	61015	Sink and plumbing to S of 061014	
61	61016	Wood backing to 061015, inserted into 061002	
61	61017	Light switch at S end of 061003	
61	61018	Plastic coat hook at N end of 061002	
61	61019	Linoleum flooring	
61	61020	Plasterboard ceiling	
61	61021	Light socket on 061020	
61	61022	Horizontal rectangular area of smooth plaster above 061014	
62	62001	N wall of room, lower part	
62	62002	N wall of room, sloping upper section	
62	62003	E wall of room, N end	
62	62004	E wall of room, S end, plasterboard	
62	62005	S wall of room, E end, plasterboard	

C. No.	F. No.	Description	Period
62	62006	N-S wall running N from W end of 062005, stud partition	
62	62007	S wall of room, W end, running W from N end of 062006, stud partition	
62	62008	W wall of room	
62	62009	Plaster on 062001-062003, 062008, 062031-062033, 062039 & 062087	
62	62010	Cream paint on 062009, 062004-062007, 062046	
62	62011	Skirting board at base of 062001, 062004-062008 & 062047	
62	62012	Dark grey glass paint on 062011, 062035	
62	62013	Tiles on lower part of 062001, 062004-062008, 062014, 062047	
62	62014	Window aperture at E end of 062001	
62	62015	Wood window frame in 062014	
62	62016	Wood window frame in 062015	
62	62017	White gloss paint on 065015, 062016	
62	62018	Window aperture to W of 062014	
62	62019	Wood window frame in 062018	
62	62020	Wood window frame in 062019	
62	62021	Plastic vent in 062020	
62	62022	Strip light at W end of 062001	
62	62023	Scar in 062010 to E of 062022	
62	62024	Plastic soap dispenser attached to tiles 062013 below 062022	
62	62025	Plastic soap dispenser attached to tiles 062013 to E of 062024	
62	62026	Plastic soap panel attached to tiles 062013 to E of 062025	
62	62027	Hot water tap attached to tiles of 062013 to E of 062026	
62	62028	Kitchen unit & shelves along base of W end of 062001	
62	62029	Electric socket at E end of 062001	
62	62030	Door aperture at N end of 062003	
62	62031	N wall of 062030	
62	62032	E wall of 062030	
62	62033	Door aperture of in 062031	
62	62034	Wood door frame in 062034	
62	62035	Wood door frame in 062035	
62	62036	Electric cable running from top W corner of 062035, up 062031 & across top of N end of 062003	
62	62037	Light switch on 062031	
62	62038	Projecting walling at base of 062032	
62	62039	Scar in 062009/062010 on 062033 (cause by handle of 062036)	
62	62040	Scar with 4 raul plug on 062033, below 062040	
62	62041	Fireplace aperture in 062003	
62	62042	Small repair to top of N margin of 062042	
62	62043	Damage to N end of lintel of 062042	
62	62044	Crack in N end of lintel of 062042, S of 062044	
62	62045	Sandstone pillar inside N end of lintel of 062042	
62	62046	Crack in N end of lintel of 062042, S of 062044	
62	62047	Blocking of 062042 (later than 062046)	
62	62048	Vent at S end of 062047	
62	62049	Generic number for 14 small cement repairs to the W face of the lintel of 062042	
62	62050	Metal pipe at N end of 062004 (gas?)	
62	62051	Metal pipe at S end of 062004 (gas?)	

C. No.	F. No.	Description	Period
62	62052	Vent in 062004	
62	62053	Hatch near top of E end of 062005	
62	62054	Hatch near below & to W end of 062053	
62	62055	Electric socket near E end of 062005 (near top of tiles 062013)	
62	62056	Double electric socket to W of 062055 (near top of tiles 062013)	
62	62057	Double electric socket to W of 062056 (near base of tiles 062013)	
62	62058	Power breaker socket & wire near W end of 062005 (near top of tiles 062013)	
62	62059	Metal shelf & brackets on tiles 062013 on 062005	
62	62060	Metal topped kitchen cabinets against 062008 & E end of 062007	
62	62061	Scar on paint 062010 on wall 062006	
62	62062	Water pipe running out of tiles 062013 on wall 062006	
62	62063	Door aperture in 062007	
62	62064	Wood frame in 062063	
62	62065	Wood door in 062064	
62	62066	Hook with attached chain on E margin of 062064	
62	62067	Electric socket (labeled 'decommissioned') to E of 062063	
62	62068	Double electric socket below 062067	
62	62069	Light switch to W of 062063	
62	62070	Metal topped kitchen units at base of S end of 062008	
62	62071	Kitchen cupboards above 062070	
62	62072	Electric socket (double) near S end of 062008	
62	62073	Electric socket (double) to N of 062072	
62	62074	Strip lights along base of 062071	
62	62075	Electric socket just to S of 062076	
62	62076	Door aperture at N end of 062008	
62	62077	Raised stone in N margin of 062076 (4th one up)	
62	62078	Lintel to 062076	
62	62079	Damage to top of S margin of 062076	
62	62080	Metal fitting & catch on inside face of S margin of 062076	
62	62081	Wood door frame in 062076	
62	62082	Wood door frame in 062081	
62	62083	Socket in E side of 062077	
62	62084	Light switch on N side of 062076	
62	62085	Linoleum floor	
62	62086	Stone steps in 062030	
62	62087	Ceiling	
62	62088	Hatch and skylight near E end of 062087	
62	62089	Strip light to N of 062088	
62	62090	Strip light to S of 062088	
62	62091	Strip light to S of 062090	
62	62092	Strip light near N end of W side of 062087	
62	62093	Strip light to S of 062092	
62	62094	Vent in 062087, just to N of 062091	
62	62095	Smoke detector to W of 062088, on 062087	
62	62096	Beige paint on 062036, 062065 & 062082	
62	62097	White paint on 062064, 062081	
63	63001	N wall stud partition	



C. No.	F. No.	Description	Period
63	63002	E wall stud partition	
63	63003	W wall	
63	63004	Pillar built against S end of 063003	
63	63005	Plaster over 063003 & 063004	
63	63006	Cream paint over 063001, 063002, 063005, 063032, 063040-063042	
63	63007	Door aperture in 063001	
63	63008	Wood door frame to 063007	
63	63009	Wood door frame in 063008	
63	63010	Small horizontal rectangular cut in 063001 just to E of 063007	
63	63011	Skirting board along base of 063001, 063002, 063003, 063004	
63	63012	Beige paint on 063011	
63	63013	Light switch to W of 063007	
63	63014	Light fitting on 063002	
63	63015	Large notice board screwed to 063002 below 063014	
63	63016	Fire extinguisher (water) & bracket below 063015	
63	63017	Fire extinguisher (CO2) to S of 063016	
63	63018	Fire extinguisher (water) to S of 063017	
63	63019	Aperture to C064 at S end of room	
63	63020	Door aperture in 063003	
63	63021	Wood door frame in 063020	
63	63022	Wood door frame in 063021	
63	63023	Replaced top stone of N margin of 063020	
63	63024	Replaced top stone of S margin of 063020	
63	63025	Stone lintel to 063020, also forms base of 063031	
63	63026	Large vertical rectangular socket cut into inside (N) face of S margin of 063020	
63	63027	Small circular socket cut into inside (N) face of S margin below 063026	
63	63028	Mortar infill of 063027	
63	63029	Scraps of green paint S margin of 063020	
63	63030	White paint on 063008 & 063021	
63	63031	Aperture above 063020	
63	63032	Infill of 063031 (runs to edges of 063033)	
63	63033	General number for damage to inside of sill 063025, margins & lintel of 063031	
63	63034	Repair to N margin of 063031	
63	63035	Repair to base of S margin of 063031	
63	63036	Small circular hole cut in E face of N margin of 063031	
63	63037	Cement (?) infill of 063036	
63	63038	Masons mark on same stone as 063038, just to it's S	
63	63039	Plank floor, laid E-W	
63	63040	Plasterboard ceiling (flat) at N end of room	
63	63041	Plasterboard ceiling (angled) connecting 063040 & 063042	
63	63042	Lowered E-W ceiling strip at S end of room, plasterboard	
63	63043	Electric cable running upon S margin of 063021	
64	64001	N wall of room, E end	
64	64002	Pillar forming W end of N wall	
64	64003	Thin pillar in centre of N wall W margin of 064018, plasterboard	
64	64004	S wall (continuation of 064065 064003 to the E)	

C. No.	F. No.	Description	Period
64	64005	W wall, S end	
64	64006	Plaster on 064001, 064002, 064004, 064005, 064015, 064026, 064040, 064041, 064045 & 064064	
64	64007	Cream paint on 064006, 064015, 064060, 064061, 064064, 064065	
64	64008	Skirting board at base of 064001, 064002, 064003, 064004, 064005	
64	64009	Beige paint on 064008, 064020	
64	64010	Grey paint on 064008, in area of stair 064063	
64	64011	Fireplace aperture near E end of 064001	
64	64012	Replacement stone at top of E margin of 064011	
64	64013	Replacement stone at top of W margin of 064011	
64	64014	Lintel to 064011	
64	64015	Blocking of 064011	
64	64016	Damage to W end of 064014	
64	64017	Damage near base of W margin of 064011	
64	64018	Door aperture to W of 064011 to C069	
64	64019	Wood door frame in 064018	
64	64020	Wood door frame in 064019	
64	64021	White paint on 064019, 064027-064030, 064043, 064045	
64	64022	Aperture at W end of 064001 (to C063) between 064002 & 064003 (same as C063 063019)	
64	64023	Light above 064011	
64	64024	Electric socket at base of E side of 064015	
64	64025	Aperture forming E side of room to C065	
64	64026	Window aperture near W end of 064004	
64	64027	Wood window frame in 064026	
64	64028	Wood window frame in 064027	
64	64029	Wood window sill in 064026	
64	64030	Wood lintel to 064026	
64	64031	Radiator and plug below 064026	
64	64032	Fire alarm socket to W of 064031, & cable running along base of 064004 (same as C065 065039)	
64	64033	Notice board screwed to wall at E end of 064004	
64	64034	Notice board screwed to wall at W end of 064033	
64	64035	Electric light above 064034	
64	64036	Electric light near W end of 064004	
64	64037	Railing around E side of stair 064063 attached to 064004 just to W of 064031	
64	64038	Pale grey paint on 064037 & 064051	
64	64039	Toilet sign screwed to wall near W end of 064004	
64	64040	Door aperture at N end of 064003	
64	64041	N end of W wall (forms N margin of 064040)	
64	64042	Cut into 064041 for 064040	
64	64043	Wooden door frame in 064040	
64	64044	Wooden door frame in 064043	
64	64045	Window aperture in S end of 064005	
64	64046	Wood window frame in 064045	
64	64047	Wood window shutter in 064046	
64	64048	Wood strip screwed to 064047, blocking them	
64	64049	Wood sill at 064045	

C. No.	F. No.	Description	Period
64	64050	Scar & 3 screw holes between 064040 & 064045	
64	64051	Metal stair hand rail screwed to S margin of 064043 for stair 064063	
64	64052	Light switch on E face of 064041	
64	64053	Metal door catch on E face of 064041	
64	64054	Wood flooring (E-W planks) in W side of room	
64	64055	Carpet in E side of room	
64	64056	Four wood steps up in 064025	
64	64057	Plastic mat inset in 064054	
64	64058	Stone slab floor to 064040	
64	64059	Concrete repair to centre of 064058	
64	64060	Curved plasterboard ceiling (E-W)	
64	64061	Lowered N-S strip at E end of ceiling	
64	64062	Smoke detector in 064060	
64	64063	Stair down to C028 in SW corner of room	
64	64064	Upper section of W end of N wall, running over 064001, 064002, 064003	
64	64065	Wood panel below 064026	
65	65001	N wall	
65	65002	E wall	
65	65003	S wall (continuation of 064004 to W)	
65	65004	Plaster on 065001-065003	
65	65005	Cream paint on 065004 & 065041-065044	
65	65006	Skirting board at base of 065001-065003	
65	65007	Beige paint of 065006 & 065013	
65	65008	Light switch at W end of 065001	
65	65009	Large notice board on 065001	
65	65010	Early phone box & cable runs up N end of 065001 along 065041 & through 065012	
65	65011	Door aperture to C066 at S end of 065002	
65	65012	Wood door frame in 065011	
65	65013	Wood door frame in 065012	
65	65014	White paint on 065012, 065030*065033, 065035 & 065037	
65	65015	Dook hole near top of N margin of 065011	
65	65016	Wood in 065015	
65	65017	Dook hole below 065015	
65	65018	Wood in 065019	
65	65019	Dook hole below 065017	
65	65020	Wood in 065019	
65	65021	Dook hole near base of N margin of 065011	
65	65022	Wood in 065021	
65	65023	Oval hole in S face of N margin of 065011	
65	65024	Mortar infilling 065023	
65	65025	Oval hole to E of 065023- part behind 065012	
65	65026	Mortar in filling 065025	
65	65027	Scraps of red paint on N margin of 065011	
65	65028	Scraps of blue paint underside of lintel to 065011	
65	65029	Window aperture in 065003	
65	65030	Wood window frame in 065029	
65	65031	Wood window frame in 065030	

C. No.	F. No.	Description	Period
65	65032	Wood window sill to 065029	
65	65033	Wood lintel & supporting metal brackets to 065029	
65	65034	Metal curtain rail on underside of 065033	
65	65035	Early (!) electric box at top of E margin of 065030	
65	65036	BT box and cable on E end of 065032	
65	65037	Wood shelf (to take phone) added to 065032	
65	65038	Radiator at base of 065029	
65	65039	Fire alarm box and cable to W of 065029 (same as 064032)	
65	65040	Wood plank floor (E-W)	
65	65041	Early ? N-S timber at top of 065002	
65	65042	Modern N-S timber at top of 065041	
65	65043	Short stretch of angled roof running from top of 065042 to 065044	
65	65044	Flat plasterboard ceiling	
66	66001	N wall	
66	66002	E wall, to N of 066003	
66	66003	Chimney breast in E wall	
66	66004	E wall to S of 065003	
66	66005	S wall	
66	66006	W wall	
66	66007	Plaster on 066001-066006, 066021, 066029, 066037, 066050, 066057, 066085-066088, 066089, 066104	
66	66008	Cream paint on 066077, 066025, 066041, 066054, 066114	
66	66009	Skirting board at base of 066001-066006, 066085, 066088	
66	66010	Beige paint on 066009, 066072-066074	
66	66011	Door aperture at E end of 066001	
66	66012	Wood door frame in 066011	
66	66013	Wood door in 066011	
66	66014	White paint on 066012 etc.	
66	66015	Beige paint (darker than 066010) on 066013, 066068, 066091, 066095	
66	66016	Fire exit sign above 066011	
66	66017	Cable (phone?) running around 066011, then along 066002-066004	
66	66018	Electric light near E end of 066001	
66	66019	Electric light near W end of 066001	
66	66020	Double electric socket near base of W end of 066001	
66	66021	Window aperture at N end of 066001	
66	66022	Wood window frame in 066021	
66	66023	Wood window frame in 066022	
66	66024	Wood sill to 066021	
66	66025	Wood lintel to 066021	
66	66026	Plastic curtain rail attached to 066025	
66	66027	Electric light switch to S of 066021	
66	66028	Electric light above 066027	
66	66029	Window bay in centre of 066002	
66	66030	Wood window frame in 066029	
66	66031	Wood frame in 066030	
66	66032	Wood sill to 066029	
66	66033	Wood lintel to 066029	
66	66034	Plastic curtain rail attached to 066033	

C. No.	F. No.	Description	Period
66	66035	Electric light switch to S of 066029	
66	66036	Electric light above 066035	
66	66037	Window aperture at S end of 066002	
66	66038	Wood window frame to 066037	
66	66039	Wood window frame in 066038	
66	66040	Wood sill to 066037	
66	66041	Wood lintel to 066037	
66	66042	Plastic curtain rail attached to 066041	
66	66043	Radiator below 066037	
66	66044	Light switch on 066003	
66	66045	Clock above 066044	
66	66046	Electric light above 066045	
66	66047	Radiator towards to N end of 066004	
66	66048	Light switch above 066047	
66	66049	Electric light above 066048	
66	66050	Window aperture at S end of 066004	
66	66051	Wood window frame 066050	
66	66052	Wood window in 066051	
66	66053	Wood sill to 066050	
66	66054	Wood lintel to 066050	
66	66055	Plastic curtain rail attached to 066054	
66	66056	Double electric socket near base of 066004	
66	66057	Window aperture in 066005	
66	66058	Wood window frame in 066057	
66	66059	Wood window in 066058	
66	66060	Wood sill to 066057	
66	66061	Electric light switch to E of 066057	
66	66062	Electric light above 066061	
66	66063	Electric light to W of 066057	
66	66064	Radiator below 066057	
66	66065	Phone box at E end of 066005, cable runs along base of 066005	
66	66066	Door aperture at S end of 066006	
66	66067	Wood frame to 066066	
66	66068	Wood door in 066067	
66	66069	Light switch to N of 066066	
66	66070	Electric light above 066069	
66	66071	Fireplace aperture	
66	66072	Wood fire surround to 066071	
66	66073	Wood lintel to 066071	
66	66074	Blocking of 066071	
66	66075	Rectangular scar (in 066008) above 066073	
66	66076	Photograph attached to wall above 066075	
66	66077	Single electric socket to N of 066071	
66	66078	Light switch to N of 066071	
66	66079	Light above 066078	
66	66080	Light switch to N of 066079	
66	66081	Light above 066080	
66	66082	Light switch to N of 066081	

C. No.	F. No.	Description	Period
66	66083	Light above 066082	
66	66084	Recess at N end of 066006	
66	66085	N wall of 066084	
66	66086	E wall of 066084	
66	66087	S wall of 066084	
66	66088	W wall of 066084	
66	66089	Door aperture in 066085	
66	66090	Wood door frame in 066089	
66	66091	Wood door in 066090	
66	66092	Aperture in 066086	
66	66093	Door aperture in 066087	
66	66094	Wood door frame in 066093	
66	66095	Wood door frame in 066094	
66	66096	Scraps of reddish brown paint on stone margins & lintel of 066093	
66	66097	Scraps of blue-green paint on stone margins & lintel beneath 066096	
66	66098	Scraps of white wash (?) paint of stone margins & lintel beneath 066097	
66	66099	Broken off metal spike projecting from top of N face of W margin of 066093	
66	66100	Broken off metal spike projecting from mid of N face of W margin of 066093	
66	66101	Broken off metal spike projecting from base of N face of W margin of 066093	
66	66102	Vertical rectangular cut in middle of E facing side of W margin (put behind 066094)	
66	66103	Electric cable feeding through 066094, run along top of 066088	
66	66104	Window aperture in 066088	
66	66105	Wood window frame in 066104	
66	66106	Wood window frame in 066105	
66	66107	Wood sill to 066104	
66	66108	Wood lintel & brackets to 066104	
66	66109	Plastic curtain rail attached to 066108	
66	66110	Light switch to S of 066104	
66	66111	Carpet tiles on floor	
66	66112	Stone threshold in 066093	
66	66113	Plaster ceiling over most of room	
66	66114	Lowered plaster roof above 066084	
66	66115	White paint on 066113	
68	68001	N wall, stud partition	
68	68002	E wall, S end	
68	68003	Plaster on 068002	
68	68004	Cream paint on 068008, 068003, 068005, 068001, 068012	
68	68005	Wood panel screwed to N end of 068002, continues beyond its N limit	
68	68006	Door aperture in S wall (same as 064018)	
68	68007	Wood door frame in 068006 (same as 064019)	
68	68008	Wood door frame in 068007 (same as 064020)	
68	68009	Beige paint on 068008	
68	68010	White paint on 068007	
68	68011	W wall, stud partition (same as 064003 & 063002)	
68	68012	Skirting board around 068001, 068002, 068011	

C. No.	F. No.	Description	Period
68	68013	Wood & rubber horizontal strip attached to 068001	
68	68014	Floor boards, laid E-W	
68	68015	Plasterboard ceiling (same as 063042 / 064064)	
69	69001	Doorway to Comp 45 (see 69002-006)	3
69	69002	Door frame of doorway 69001	3
69	69003	Window light at top of doorway 69001, covered in wooden panel, no glass	3
69	69004	Door, of doorway 69001	3
69	69005	Lock	3
69	69006	Lock	3
69	69007	Wall fabric	3
69	69008	Wall render	3
69	69009	Paint	3
69	69010	Gap in render where service box removed form wall	3
69	69011	Wall fabric	3
69	69012	Wall render	3
69	69013	Paint	3
69	69014	Service duct	3
69	69015	Service boxes	3
69	69016	Wall fabric	3
69	69017	Wall render	3
69	69018	Paint	3
69	69019	Wall fabric	3
69	69020	Floor	3
69	69021	Ceiling	3
70	70001	Masonry on N wall	3
70	70002	E wall stud partition	7
70	70003	E wall masonry	1
70	70004	W wall masonry	3
70	70005	Plaster over 070001, 070003, 070004	7
70	70006	Pink carpet	7
70	70007	Ceiling plaster	7
70	70008	Cupboard in SW corner (stud partition)	7
70	70009	Wooden door frame in N face of 070008	7
70	70010	Modern door in 070009	7
70	70011	Shelf and rail within 070008	7
70	70012	Window aperture in 070001	7
70	70013	Wooden window case with 070012	7
70	70014	Upper & lower sash windows with 070013	7
70	70015	Blind rail on 070013	7
70	70016	Wooden sill at base of 070012	6
70	70017	Modern heater against N wall	7
70	70018	Rectangular electrical light on N wall	7
70	70019	Sink against E wall 070002	7
70	70020	Pipe work from 070019 & wall 070002	7
70	70021	Mirror above 070019 & wall 070002	7
70	70022	Shaven socket to S of 070021 on E wall 070002	7
70	70023	Shelf brackets on E wall 070002	7
70	70024	Cup holder on E wall 070002	7

C. No.	F. No.	Description	Period
70	70025	Toothbrush holder on E wall 070002	7
70	70026	Pipe work running N-S at top of E wall 070002	7
70	70027	Light switch on S wall 070003	7
70	70028	Door aperture in S wall 070003	3
70	70029	Wooden door frame in 070028	7
70	70030	Wooden door in 070029	7
70	70031	Plug socket on S side of W wall 070004	7
70	70032	Phone socket on W wall 070004	7
70	70033	Electrical socket for heater 070017 on W wall 070004	7
70	70034	Wooden skirting running around 070001-070004	7
70	70035	White paint over 070007, 070034, 070009, 070013, 070014, 070016, 070029	7
70	70036	Pink paint over 070005, 070002, 070010, 070030, 070037	7
70	70037	Double shelf on W wall 070004	7
70	70038	Circular plastic light on 070007	7
70	70039	Smoke alarm on 070007	7
70	70040	Wooden/plasterboard soffit over 070028	
70	70041	Door aperture in N face of 070008	7
71	71001	Masonry on N wall	3
71	71002	E wall stud partition	6
71	71003	Masonry on S wall	1
71	71004	W wall stud partition	7
71	71005	Plaster over 071001 and 071003	7
71	71006	Pink carpet	7
71	71007	Ceiling plaster	7
71	71008	Stud partition cupboard in SW corner	7
71	71009	Wooden door frame in E face of 071008	7
71	71010	Laminated door within 071009	7
71	71011	Shelf and rail within 071008	7
71	71012	Window aperture in 071001	4
71	71013	Wooden window case within 071012	6
71	71014	Upper and lower sash windows within 071013	6
71	71015	Blind rail on 071013	7
71	71016	Wooden sill at base of 071012	6
71	71017	Modern heater against N wall 071004	7
71	71018	Rectangular light on N wall 071004	7
71	71019	Sink against W wall 071004	7
71	71020	Mirror above 071019 W wall 071004	7
71	71021	Pipe work form 071019	7
71	71022	Shaver socket on W wall 071004	7
71	71023	Plastic fixture on W wall 071004	7
71	71024	Cup holder on 071002	7
71	71025	Small strip light above 071020 on W wall 071004	7
71	71026	Toothbrush holder on N face of 071008	7
71	71027	Shelf below 071026 on W face of 071008	7
71	71028	Pipes running-W atop of N wall 071001	7
71	71029	Light switch on S wall 071003	7
71	71030	Plug socket on 071003	7
71	71031	Door aperture in E stud wall 071002	7



C. No.	F. No.	Description	Period
71	71032	Laminated door within 071031	7
71	71033	Phone socket on N wall 071001	7
71	71034	Wooden skirting around base of 071001, 071002, 071003, 071004, 071008	7
71	71035	Pink paint over 071005, 071002, 071004, 071008, 071010, 070032	7
71	71036	White paint over 071007, 071034, 071013, 071014, 071016, 071009, 071037	7
71	71037	Wooden door frame around 071031	7
71	71038	Circular light on 071007	7
71	71039	Smoke alarm on 071007	7
71	71040	Wooden/plasterboard soffit over 071012	6 & 7
72	72001	N wall masonry	3
72	72002	E wall stud partition	7
72	72003	S wall stud partition	7
72	72004	W wall stud partition	6
72	72005	Plaster over 072001	7
72	72006	Marbled green linoleum over 072007	7
72	72007	11cm wide floorboards running E-W	6
72	72008	Boxed pipe duct at top of N wall 072001	7
72	72009	Pipe running down W side of 072001 from 072008	7
72	72010	Window aperture in N wall 072001	3
72	72011	Plasterboard/wood framing 072010	7
72	72012	Wooden window case with 072010	6
72	72013	Upper and lower stair windows within 072012	6
72	72014	Blind rail on 072012	7
72	72015	Wooden sill at base of 072010	6
72	72016	Porcelain bath resting on 072007 against 072002	7
72	72017	Wooden edging sealing 072016	7
72	72018	Towel rail on 072003	7
72	72019	Ceiling plaster	7
72	72020	Shaded light on 072019	7
72	72021	Light switch and rope hanging from 072019	7
72	72022	Door aperture in 072003	7
72	72023	Wooden door frame around 072022	7
72	72024	Laminated door with 072022	7
72	72025	Sink against 072004	7
72	72026	Pipe work running down from 072025	7
72	72027	Pipe at top of 072004	7
72	72028	Skirting board running around 072001, 072003, 072004	7
72	72029	Circular fixture scar on 072004	7
72	72030	Circular fixture scar on 072004	7
72	72031	Pink paint on 072001, 072002, 072003, 072004, 072024, 072017, 072011, 072008	7
72	72032	White paint on 072019, 072028, 072012, 072013, 072015, 072023	7
72	72033	Plastic side plate on 072016	7
73	73001	N wall masonry	3
73	73002	E wall masonry	4
73	73003	S wall stud partition	7
73	73004	W wall stud partition	7
73	73005	Plaster over 073001, 073002	7

C. No.	F. No.	Description	Period
73	73006	Marbled green linoleum over 073007	7
73	73007	11cm wide pine floorboards running E-W	6
73	73008	Ceiling plaster	7
73	73009	Window aperture 073001	7
73	73010	Wooden / plasterboard soffit over 073009	7
73	73011	Wooden window case in 073009	7
73	73012	Upper and lower sash windows in 073011	7
73	73013	Wooden sill at base of 073009	7
73	73014	Blind rail over 073009	7
73	73015	Wooden boxed pipe duct against 073001 and 073002	7
73	73016	Door aperture in 073003	7
73	73017	Wooden door frame around 073016	7
73	73018	Laminated door in 073016	7
73	73019	Toilet roll holder in 073004	7
73	73020	Wooden skirting on 073001, 073002, 073003, 073004	7
73	73021	Toilet white pipe running E-W against 073007	7
73	73022	Toilet water pipe running E-W against 073001	7
73	73023	Pink paint on 073001, 073002, 073003, 073004, 073018	7
73	73024	White paint on 073020, 073008, 073011, 073012, 073013, 073017	7
73	73025	Light switch and rope from 073008	7
73	73026	Lamp and shade from 073008	7
73	73027	Pipe work running N-S at top of 073002	7
74	74001	N wall stud partition	7
74	74002	E wall masonry portion	4
74	74003	E wall stud partition	4
74	74004	S wall masonry	1 & 2
74	74005	S wall stud partition	7
74	74006	Wall corridor opening between 074004, 074005	7
74	74007	W wall stud partition	7
74	74008	Door aperture to C072 in 074001	7
74	74009	Door aperture to C073 in 074001	7
74	74010	Door aperture to C124 in 074003	7
74	74011	Door aperture to C071 in 074007	7
74	74012	Wooden frame around 074008	7
74	74013	Laminated door within 074012	7
74	74014	Wooden frame around 074009	7
74	74015	Laminated door with 074014	7
74	74016	Wooden frame around 074010	7
74	74017	Wood and glass fire door with 074016	7
74	74018	Wooden frame around 074011	7
74	74019	Laminated door within 074018	7
74	74020	Skirting board around the base of 074001-074005, 074007	7
74	74021	Green carpet	7
74	74022	Ceiling plaster	7
74	74023	Smoke alarm on 074022	7
74	74024	Circular light on 074022	7
74	74025	Fire extinguisher fixed to 074001	7
74	74026	Pipe work from C073 At top of 074002, 074003	7

C. No.	F. No.	Description	Period
74	74027	Light switch on 074002	7
74	74028	Plaster over 074004, 074002	7
74	74029	Beige paint over 074001-074005, 074006, 074007, 074013, 074015, 074019	7
74	74030	White paint over 074022, 074012, 074014, 074016, 074017, 074018, 074020	7
75	75001	Corridor aperture to C074	7
75	75002	Stud partition E wall	7
75	75003	Corridor aperture to C076	7
75	75004	W wall masonry	1 & 2
75	75005	Plaster over 075004	7
75	75006	Vent on 075002 (upper)	7
75	75007	Vent on 075002 (lower)	7
75	75008	Skirting against 075002 & 075004	7
75	75009	Box duct on 075010	7
75	75010	Ceiling plaster	7
75	75011	Green carpet	7
75	75012	Fire exit sign on 075002	7
75	75013	Beige paint on 075002 & 075004	7
75	75014	White paint on 075010, 075008, 075009	7
75	75015	Concrete/wooden beam running E-W 9cm under ceiling (runs into C081)	5 & 6
76	76001	N masonry wall	1 & 2
76	76002	E wall stud partition	7
76	76003	S stud partition	7
76	76004	W stud partition	7
76	76005	Door aperture within 076001	3
76	76006	Plaster over 076001, 076005	7
76	76007	Plasterboard box against 076001	7
76	76008	Corridor aperture to E of 076001	7
76	76009	Fire alarm sensor on 076007	7
76	76010	Fire exit sign on 076009	7
76	76011	Door aperture within 076002	7
76	76012	Wooden door frame within 076011	7
76	76013	Laminated door within 076012	7
76	76014	E door aperture within 076003	7
76	76015	Window aperture above 076014	7
76	76016	Wooden frame around 076014, 076015	7
76	76017	Laminated door within 076014	7
76	76018	Central door aperture within 076003	7
76	76019	Window aperture above 076018	7
76	76020	Wooden frame around 076018, 076019	7
76	76021	Laminated door within 076018	7
76	76022	W door aperture within 076003	7
76	76023	Window aperture above 076022	7
76	76024	Wooden frame around 076022, 076023	7
76	76025	Laminated door within 076022	7
76	76026	Ceiling plaster	7
76	76027	Green carpet	7
76	76028	Electrical duct running E-W on 076003	7
76	76029	E box duct on 076026	7

C. No.	F. No.	Description	Period
76	76030	W box duct on 076026	7
76	76031	E circular light on 076026	7
76	76032	W circular light on 07602+	7
76	76033	Light switch on 076003	7
76	76034	Wooden skirting around base of 076001-076004	7
76	76035	Beige paint on 076001-076004, 076005, 076013, 076017, 076021, 076025	7
76	76036	White paint on 076012, 076016, 076020, 076024, 076026, 076029, 076030, 076034	7
76	76037	E exposed ceiling beam (concrete/wood?) running N-S from 076001 into C080	7
76	76038	W exposed ceiling beam (concrete/wood?) running N-S from 076001 into C078	5 & 6
77	77001	N wall masonry	1 & 2
77	77002	E wall stud partition	7
77	77003	S wall stud partition	1 & 2
77	77004	W wall masonry	7
77	77005	Plasterboard obscuring 077004	7
77	77006	Plaster over 077001	7
77	77007	Door aperture in 077002	7
77	77008	Wooden frame around 077007	7
77	77009	Laminated door within 077008	7
77	77010	Light switch on 077002	7
77	77011	Telecom box and wiring on 077003	7
77	77012	Pipe work on 077003	7
77	77013	Wooden sink panel on 077004	7
77	77014	Sink attached to 077013	7
77	77015	Pipe work and taps supplying 077014	7
77	77016	Telecom cable duct on 077004	7
77	77017	Ceiling plaster	7
77	77018	Light hanging from 077017	7
77	77019	11cm wide floorboards (pine) running E-W	6 & 7
77	77020	Green marbled linoleum over 077019	7
77	77021	Beige paint on 077002-077005, 077017, 077009	7
77	77022	White paint on 077008 & 077023	7
77	77023	Wooden skirting around base of 077001, 077002	7
78	78001	N wall stud partition	7
78	78002	E wall stud partition	7
78	78003	S wall masonry	1 & 2
78	78004	W wall masonry	1 & 2
78	78005	Plasterboard framing 078004	7
78	78006	Aperture with 078005 leading to 078004	7
78	78007	Window aperture within 078004	1 & 2
78	78008	Wooden window frame within 078007	6
78	78009	Two light window within 078008	6
78	78010	Cupboard in NW corner	7
78	78011	Wooden door frame in S face of 078010	7
78	78012	Laminated door within 078011	7
78	78013	Shelf and rail within 078010	7

C. No.	F. No.	Description	Period
78	78014	Door aperture within 078001	7
78	78015	Window aperture above 078014	7
78	78016	Wooden frame around 078014, 078015	7
78	78017	Laminated door within 078014	7
78	78018	Sink against 078001	7
78	78019	Pipe work running from 078018	7
78	78020	Mirror above 078018 on 078001	7
78	78021	Shaver socket on 078001	7
78	78022	Light above 078020 on 078001	7
78	78023	Plug socket on 078002	7
78	78024	Heater socket on 078002	7
78	78025	Concrete/wooden beam running N-S at top of 078002- exposed from ceiling by 9cm	5 & 6
78	78026	Concrete/wooden beam running N-S at top of 078005	5 & 6
78	78027	Window aperture in 078003	1 & 2
78	78028	Wooden window case in 078027	6
78	78029	Upper and lower sashes in 078028	6
78	78030	Wooden sill at base of 078028	6
78	78031	Heater below 078027	7
78	78032	Double shelf on 078003	7
78	78033	Strip light on 078003	7
78	78034	Telecom box on 078003	7
78	78035	Plaster over 078003	7
78	78036	Boxed soffit over 078027	7
78	78037	Curtain rail at top of 078028	7
78	78038	Roller blind attached to 078028	7
78	78039	Pink carpet	7
78	78040	Ceiling plaster	7
78	78041	Pink paint over 078001-078004, 078005, 078006, 078010	7
78	78042	White paint on 078043, 078016, 078011, 078032, 078040	7
78	78043	Skirting around 078001-078004, 078010	7
78	78044	Smoke alarm on 078040	7
78	78045	Circular light on 078040	7
78	78046	Concrete sill of window 078007	6
78	78047	Door aperture in S face 078010	7
79	79001	N wall stud partition	7
79	79002	E wall stud partition	7
79	79003	S wall masonry	1 & 2
79	79004	W wall stud partition	7
79	79005	Brick and cement pillar on W side of 079003	5 & 6
79	79006	Window aperture in 079003	1 & 2
79	79007	Wooden frame within 079006	6
79	79008	Upper and lower sashes within 079007	6
79	79009	Wooden sill below 079007	6
79	79010	Plasterboard framing E side of window bay of 079006	6 & 7
79	79011	Boxed soffit over 079006	6 & 7
79	79012	Heater below 079006	7
79	79013	Double shelf below 079006	7

C. No.	F. No.	Description	Period
79	79014	Telecom box on 079001 below 079006	7
79	79015	Heater socket on 079005	7
79	79016	Blind on 079007	7
79	79017	Curtain rail on 079007	7
79	79018	Strip light on 079003	7
79	79019	Shelf on 079004	7
79	79020	Toothbrush holder on 079004	7
79	79021	Sink on 079001	7
79	79022	Pipe work from 079021	7
79	79023	Mirror above 079021	7
79	79024	Cup holder on 079023	7
79	79025	Shaver socket on 079001	7
79	79026	Door aperture within 079001	7
79	79027	Window aperture above 079026	7
79	79028	Wooden frame around 079026, 079027	7
79	79029	Laminated door within 079026	7
79	79030	Cupboard against 079001, 079002	7
79	79031	Light switch on W wall of 079030	7
79	79032	Door aperture in S face of 079030	7
79	79033	Wooden door frame around 079032	7
79	79034	Laminated door within 079033	7
79	79035	Shelf and rail within 079033	7
79	79036	Plug socket on 079002	7
79	79037	Ceiling plaster	7
79	79038	Circular light on 079037	7
79	79039	Scar of smoke alarm on 079037	7
79	79040	Plaster over 079003	7
79	79041	Pink carpet	7
79	79042	Wooden skirting around 079001-079004, 079030	7
79	79043	Pink paint over 079001-079004, 079045, 079034, 079030, 079029, 079037	7
79	79044	White paint on 079028, 079033, 079013, 079042	7
79	79045	Plaster over 079002, 079003	7
80	80001	N wall stud partition	7
80	80002	E wall masonry	1 & 2
80	80003	S wall masonry	1 & 2
80	80004	W wall stud partition	7
80	80005	Plasterboard over most of 080002	7
80	80006	Door aperture within 080001	7
80	80007	Window aperture above 080006	7
80	80008	Wooden frame around 080006, 080007	7
80	80009	Laminated door within 080006	7
80	80010	Sink on 080001	7
80	80011	Pipe work from 080010	7
80	80012	Mirror above 080010 on 080001	7
80	80013	Cup holder on 080012	7
80	80014	Shaver socket on 080001	7
80	80015	Strip light above 080012 on 080001	7
80	80016	Stud partition cupboard against 080001 & 080002	7

C. No.	F. No.	Description	Period
80	80017	Shelf and rail within 080016	7
80	80018	Steel beam on ceiling over 080002 runs N-S exposed by 9cm	5 & 6
80	80019	Recess between 080002, 080003	1 & 2
80	80020	Window aperture in 080019 (on 080003)	1 & 2
80	80021	Window within 080020	6 & 7
80	80022	Large window in 080003 (aperture)	5 or earlier
80	80023	Wooden frame within 080022	6
80	80024	Upper and lower sashes within 080023	6
80	80025	Wooden sill at base of 080023	6
80	80026	Heater on 080003	7
80	80027	Heater socket on 080003	7
80	80028	Strip light on 080003	7
80	80029	Steel ? Beam on ceiling at top of 080004 running N-S exposed by 9cm	5 & 6
80	80030	Double shelf on 080004	7
80	80031	Telecom socket on 080004	7
80	80032	Plug socket on 080004	7
80	80033	Light switch on 080004	7
80	80034	Toothbrush holder on W face of 080016	7
80	80035	Glass shelf on W face of 080016	7
80	80036	Ceiling plaster	7
80	80037	Circular light on 080036	7
80	80038	Smoke alarm on 080036	7
80	80039	Skirting board around 080001, 080002, 080003, 080004, 080016	7
80	80040	Beige paint on 080001, 080002, 080003, 080003, 080009, 080016	7
80	80041	White paint on 080008, 080042, 080023, 080036	7
80	80042	Wooden door frame on S face of 080016	7
80	80043	Laminated door within 080042	7
80	80044	Plaster on 080002, 080003	7
80	80045	Door aperture in S wall of 080016	7
81	81001	N wall stud partition	7
81	81002	E wall masonry	1 & 2
81	81003	S wall stud partition	7
81	81004	W wall stud partition	7
81	81005	Plasterboard over 081002	7
81	81006	Pipe work on N wall	7
81	81007	Wooden straps churning boiler pings on 081005	7
81	81008	Boiler pings	7
81	81009	N-S beam on ceiling over 081005, abuts 081010	5 & 6
81	81010	E-W beam on ceiling	5 & 6
81	81011	Pipe work against 081003	7
81	81012	Door aperture in W wall 081004	7
81	81013	Wooden frame within 081012	7
81	81014	Laminate door within 081013	7
81	81015	Vent on 081013	7
81	81016	Marbled green linoleum on floor	7
81	81017	Ceiling plaster	7
81	81018	Light on 081017	7

C. No.	F. No.	Description	Period
81	81019	Large boiler resting on 081016	7
81	81020	Beige paint on 081001, 081003, 081004, 081005, 081013, 081014, 081017	7
81	81021	Wooden skirting	7
82	82001	N wall stud partition	7
82	82002	S wall stud partition	1 & 2
82	82003	W wall stud partition	7
82	82004	W door aperture in 082001	7
82	82005	Wooden frame around 082004, 082007	7
82	82006	Laminated door within 082005	7
82	82007	Window aperture above 082004	7
82	82008	E door aperture in 082001	7
82	82009	Window aperture above 082008	7
82	82010	Wooden frame around 082008, 082009	7
82	82011	Laminated door within 082008	7
82	82012	Light switch on W side of 082001	7
82	82013	Light switch on E side of 082001	7
82	82014	Fire extinguisher on 082001	7
82	82015	Door aperture at E end of C082	7
82	82016	Window aperture above 082015	7
82	82017	Wooden frame around 082015, 082016	7
82	82018	#VALUE!	7
82	82019	Laminated door within 082015	7
82	82020	Door aperture at E end of 082002	3
82	82021	Plasterboard over 082002	7
82	82022	Door aperture at W end of 082002	3 & 4
82	82023	Modern door aperture within 082022	7
82	82024	Wooden frame around 082023	7
82	82025	Laminated door within 082024	7
82	82026	Plug socket in 082021	7
82	82027	Door aperture within 082003	7
82	82028	Wooden frame around 082027	7
82	82029	Wood and glass fire door within 082028	7
82	82030	Carpet to W of C082	7
82	82031	Raised floor to E of C082	3,5,6
82	82032	Green carpet on 082031	7
82	82033	Wooden skirting around 082001, 082002	7
82	82034	Fire alarm on 082021	7
82	82035	Circular light on 082036 (E)	7
82	82036	Ceiling plaster	7
82	82037	Smoke alarm on 082036	7
82	82038	Circular light on 082036 (W)	7
82	82039	Beige paint on 082001, 082002, 082025, 082006, 082011, 082025	7
82	82040	White paint on 082036, 082033, 082033, 082005, 082010, 082017, 082017, 082024, 082028	7
83	83001	N side of door aperture	3 & 4
83	83002	Masonry on E wall	1 & 2
83	83003	S side of door aperture	3 & 4
83	83004	Masonry on W wall	1 & 2



C. No.	F. No.	Description	Period
83	83005	Masonry suffix over 083001, 083003	3 & 4
83	83006	Plaster over 083002, 083006, 083003	7
83	83007	Wooden door frame over 083003	7
83	83008	Green carpet	7
83	83009	Beige paint over 083002, 083004, 083005	7
83	83010	White paint over 083007, 083011	7
83	83011	Wooden skirting on 083002, 083004	
84	84001	N wall masonry	1 & 2
84	84002	E wall stud partition	7
84	84003	S wall stud partition	7
84	84004	W wall stud partition	7
84	84005	Plasterboard over 084001	7
84	84006	Door aperture in 084001	3 & 4
84	84007	Wooden frame over 084006	7
84	84008	Light switch at E of 084007 on 084005	7
84	84009	Light switch at E end of C084	7
84	84010	Central N-S door partition	7
84	84011	Door aperture within 084010	7
84	84012	Window above 084011	7
84	84013	Wooden frame around 084011, 084012	7
84	84014	Laminated door within 084011	7
84	84015	Door aperture within 084002	7
84	84016	Wooden frame around 084015	7
84	84017	Laminated door within 084016	7
84	84018	Door aperture to C095 in 084003	7
84	84019	Window above 084018	7
84	84020	Wooden frame around 084018, 084019	7
84	84021	Laminated within 084018	7
84	84022	Door aperture to C094 in 084003	7
84	84023	Window above 084022	7
84	84024	Wooden frame around 084022, 084023	7
84	84025	Door (laminated) within 084024	7
84	84026	Door aperture to C093 in 084003	7
84	84027	Window above 084026	7
84	84028	Wooden frame around 084026, 084027	7
84	84029	Laminated door within 084028	7
84	84030	Door aperture to C092 within 084003	7
84	84031	Window above 084030	7
84	84032	Wooden frame around 084034	7
84	84033	Laminated door within 084035	7
84	84034	Green carpet	7
84	84035	Wooden frame around 084034	7
84	84036	Laminated door within 084035	7
84	84037	Green carpet	7
84	84038	Ceiling beam running N-S at W end of C084 exposed by 11cm	5 & 6
84	84039	Ceiling beam running N-S at E end of C084 exposed by 11cm	5 & 6
84	84040	Ceiling plaster	7
84	84041	W smoke alarm on 084040	7

C. No.	F. No.	Description	Period
84	84042	E smoke alarm on 084040	7
84	84043	Central smoke alarm on 084040	7
84	84044	W circular light on 084040	7
84	84045	Central circular light on 084040	7
84	84046	E circular light on 084040	7
84	84047	Beige paint in 084005, all doors and stud partitions	7
84	84048	Wooden skirting at base of 084002, 084003, 084004, 084005	7
84	84049	White paint on 084040, door frames/skirting	7
85	85001	N wall masonry	4
85	85002	E wall masonry	4
85	85003	E wall masonry S side	1 & 2
85	85004	S wall stud partition	7
85	85005	W wall stud partition	7
85	85006	W wall plasterboard	7
85	85007	N entrance vestibule	7
85	85008	Plasterboard over 085002, 085003, 085001	7
85	85009	N-S beam at top of 085008 exposed by 12 cm	5 & 6
85	85010	Pipe work below 085009	7
85	85011	Door aperture in 085005	7
85	85012	Wooden frame around 085011	7
85	85013	Laminated door in 085012	7
85	85014	Light switch on 085006	7
85	85015	Pink carpet	7
85	85016	Ceiling plaster	7
85	85017	Circular light on 085016	7
85	85018	Beige paint on 085004, 085005, 085006, 085007, 085009, 085013	7
85	85019	White paint on 085016, 085020, 085012	7
85	85020	Skirting boards	7
86	86001	N wall masonry	3
86	86002	E wall masonry	3
86	86003	S wall masonry	1 & 2
86	86004	W wall stud partition	7
86	86005	Plasterboard over 086001, 086002 and sides of 086021, 082036	7
86	86006	Entrance vestibule to C086	7
86	86007	Door aperture to C087 in 086008	7
86	86008	Plasterboard over W side of 086003	7
86	86009	Wooden frame within 086007	7
86	86010	Laminated door within 086009	7
86	86011	Sink against 086004	7
86	86012	Pipe work from 086011	7
86	86013	Mirror above 086011 on 086004	7
86	86014	Strip light above 086013 on 086004	7
86	86015	Shaver socket on 086004	7
86	86016	Cup holder on 086004	7
86	86017	Toothbrush holder on 086004	7
86	86018	Plug socket on 086004	7
86	86019	Heater socket on 086004	7
86	86020	Light switch on 086008	7

C. No.	F. No.	Description	Period
86	86021	Window aperture in 086001	3
86	86022	Window case within 086021	6
86	86023	Upper and lower sashes within 086022	6
86	86024	Wooden sill below 086022	6
86	86025	Curtain rail on 086022	7
86	86026	Heater against 086005	7
86	86027	Double shelf on 086005	7
86	86028	Strip light on 086005	7
86	86029	Double shelf on 086005	7
86	86030	Wooden skirting around 086005, 086004, 086008, 086032	7
86	86031	Pink carpet	7
86	86032	12cm high step to 086006	7
86	86033	Circular light on ceiling	7
86	86034	Ceiling plaster	7
86	86035	Smoke alarm on ceiling	7
86	86036	Window aperture (N) on 086002	3
86	86037	Window case within 086036	6
86	86038	Upper and lower sashes within 086037	6
86	86039	Wooden sill below 086037	6
86	86040	Curtain rail on 086037	7
86	86041	Small window aperture (S) on 086002	4 & 5
86	86042	Window frame within 086041	6
86	86043	Window within 086042	6
86	86044	Wooden sill at base of 086042	6
86	86045	Beige paint on 086005, 086006, 086008, 086004, 086010	7
86	86046	White paint on 086034, 086030, 086009, 086022, 086024, 086037, 086039, 086042, 086044	7
86	86047	Plaster over 086048, 086041	
86	86048	E portion of the S wall abutting 086002	
87	87001	N door aperture	4
87	87002	Masonry on E door vestibule	3
87	87003	S door aperture	3
87	87004	Masonry blocking off 087003	7
87	87005	Masonry on W door vestibule	3
87	87006	Masonry soffit of room vestibule	3
87	87007	Re-used stone on E jamb of 087001	3
87	87008	Wooden door frame within 087001	7
87	87009	Laminated door within 087008	7
87	87010	Shelf and rail within C087	7
87	87011	Beige paint on 087007, 087009, 087015	7
87	87012	White paint on 087008, 087010, 087013	7
87	87013	Wooden skirting around 087002, 087004, 087005	7
87	87014	Pink carpet	
87	87015	Plaster over 087002, 087004, 087005, 087006	
88	88001	N door aperture	7
88	88002	E wall masonry	3
88	88003	S door aperture	3
88	88004	W wall masonry	

C. No.	F. No.	Description	Period
88	88005	Blocking of 088003-Plasterboard	7
88	88006	Plaster over 088002, 088004, 088007	7
88	88007	Masonry soffit over 088001	3
88	88008	Re-used stone lintel on 088003	1 & 2
88	88009	Planked wooden floor	7
88	88010	Wooden shelves	7
88	88011	Wooden door frame in 088001	7
88	88012	Laminated door on 088011	7
88	88013	Stud partition to W of 088011	7
88	88014	Beige paint on 088005, 088006, 088007, 088012	7
89	89001	N wall masonry	3
89	89002	E wall stud partition	7
89	89003	S wall stud partition	7
89	89004	W wall masonry	4
89	89005	Plasterboard over 089001	7
89	89006	Window aperture within 089001	4
89	89007	Wooden case within 089006	6
89	89008	Upper and lower sashes within 089007	6
89	89009	Wooden sill at base of 089007	6
89	89010	Curtain rail on 089005	7
89	89011	Box duct at top of N wall	7
89	89012	Upright wooden panel on 089009	7
89	89013	Toilet attached to 089012	7
89	89014	Pipe work from 089013	7
89	89015	Door aperture within 089003	7
89	89016	Window above 089015	7
89	89017	Wooden frame around 089015, 089016	7
89	89018	Laminated door within 089017	7
89	89019	Light switch on 089003	7
89	89020	Toilet roll holder on 089004	7
89	89021	Wire duct feeding into 089021, on 089004	7
89	89022	Box duct on 089004	7
89	89023	Wooden skirting around 089005, 089002, 089024	7
89	89024	Plaster over 089004	7
89	89025	Marbled green linoleum	7
89	89026	Ceiling plaster	7
89	89027	Lamp on ceiling	7
89	89028	Beige paint on 089002, 089003, 089024, 089005, 089011, 089012, 089018, 089021, 089022	7
89	89029	White paint on 089017, 089023, 089026	7
90	90001	N wall masonry	3
90	90002	E wall stud partition	7
90	90003	S wall stud partition	7
90	90004	W wall stud partition	7
90	90005	Window aperture on 090001	4
90	90006	Window case within 090005	6
90	90007	Upper and lower sashes within 090006	6
90	90008	Wooden sill at base of 090006	6

C. No.	F. No.	Description	Period
90	90009	Plasterboard over 090001, frames 090005	7
90	90010	Curtain rail on 090006	7
90	90011	Tower rail on 090009	7
90	90012	E-W box duct at top of N wall	7
90	90013	Sink on 090002	7
90	90014	Pipe work from 090013	7
90	90015	Mirror above 090013	7
90	90016	Door aperture in 090003	7
90	90017	Window above 090016	7
90	90018	Wooden frame around 090016, 090017	7
90	90019	Laminated door within 090018	7
90	90020	Bath against 090004, 090001	7
90	90021	Wooden edging above 090020	7
90	90022	Marbled green linoleum	7
90	90023	Ceiling plaster	7
90	90024	Light switch on ceiling	7
90	90025	Lamp on ceiling	7
90	90026	Wooden skirting around 090009, 090002, 090003	7
90	90027	Beige paint on 090009, 090002, 090003, 090004, 090019, 090021	7
90	90028	White paint on 090023, 090018, 090026, 090006, 090008.	7
91	91001	N wall masonry	3
91	91002	E wall stud partition	7
91	91003	S wall masonry	1 & 2
91	91004	Stud partition of W wall	7
91	91005	Window aperture in 091001	3
91	91006	Wooden sash case in 091005	6
91	91007	Upper and lower sashes in 091006	6
91	91008	Wooden sill at base of 091006	6
91	91009	Plasterboard over 091001, frames 091006	7
91	91010	Heater and socket on 091009	7
91	91011	Double shelf on 089009	7
91	91012	Strip light on 091009	7
91	91013	Shaver socket on 091009	7
91	91014	Plug socket on 091002	7
91	91015	Plasterboard over 091003	7
91	91016	Light switch on 091015	7
91	91017	Door aperture on 091004	7
91	91018	Window above 091017	7
91	91019	Wooden frame around 091017, 091018	7
91	91020	Laminated door within 091019	7
91	91021	Stud partition cupboard against 091004	7
91	91022	Shelf and rail within 091021	7
91	91023	Door aperture in E face of 091021	7
91	91024	Wooden frame in 091023	7
91	91025	Laminated door 091021	7
91	91026	Sink against 091004	7
91	91027	Pipe work from 091026	7
91	91028	Mirror above 091026	7

C. No.	F. No.	Description	Period
91	91029	Strip light above 091028 on 091004	7
91	91030	Cup holder on N side of 091021	7
91	91031	Toothbrush holder on N side of 091021	7
91	91032	Ceiling plaster	7
91	91033	Circular light on ceiling	7
91	91034	Smoke alarm on ceiling	7
91	91035	Pink carpet	7
91	91036	Wooden skirting around 091009, 091002, 091015, 091004, 091021	7
91	91037	Plasterboard soffit in 091021	7
91	91038	Beige paint on 091002, 091004, 091009, 091015, 091020, 091025	7
91	91039	White paint on 091036, 091006, 091008, 091032	7
92	92001	N wall stud partition	7
92	92002	E wall stud partition	7
92	92003	S wall masonry	1 & 2
92	92004	W wall masonry	1 & 2
92	92005	Plasterboard over 092003	7
92	92006	Plasterboard over 091004	7
92	92007	N-S beam at top of W wall	5 & 6
92	92008	Stud partition cupboard against 092001, 092006	7
92	92009	Door aperture in S face of 092008	7
92	92010	Door frame around 092009	7
92	92011	Laminated door within 092010	7
92	92012	Shelf and rail within 092008	7
92	92013	Door aperture in 092001	7
92	92014	Window above 092013	7
92	92015	Door frame around 092013, 092014	7
92	92016	Laminated door within 092015	7
92	92017	Sink against 092001	7
92	92018	Mirror above 092018	7
92	92019	Pipe work from 092017	7
92	92020	Strip light above 092018 on 092001	7
92	92021	Shaver socket on 092001	7
92	92022	Toothbrush holder on E side of 092008	7
92	92023	Cup holder on E side of 092008	7
92	92024	Shelf scar on E side of 092008	7
92	92025	Light switch on 092002	7
92	92026	Plug socket on 092002	7
92	92027	Window aperture in 092003	4
92	92028	Wooden sash case in 092027	6
92	92029	Upper and lower sashes in 092028	6
92	92030	Wooden sill as base of 092028	6
92	92031	Curtain rail on 092028	7
92	92032	Ceiling plaster	7
92	92033	Circular light on ceiling	7
92	92034	Smoke alarm on ceiling	7
92	92035	Pink carpet	7
92	92036	Wooden skirting	7
92	92037	Beige paint on 092005, 092006, 092001, 092002, 092007, 092008, 092011,	7

C. No.	F. No.	Description	Period
		092016	
92	92038	White paint on 092032, 092010, 092015, 092028, 092030	7
93	93001	N wall stud partition	7
93	93002	E wall stud partition	7
93	93003	S wall masonry	1 & 2
93	93004	W wall stud partition	7
93	93005	Door aperture in 093001	7
93	93006	Window above 093005	7
93	93007	Wooden frame around 093005, 093006	7
93	93008	Laminated door in 093007	7
93	93009	Stud partition cupboard against 093001, 093002	7
93	93010	Shelf and rail in 093009	7
93	93011	Door aperture in S face of 093009	7
93	93012	Wooden frame around 093011	7
93	93013	Laminated door within 093012	7
93	93014	Sink against 093002	7
93	93015	Pipe work coming from 093014	7
93	93016	Mirror above 093014	7
93	93017	Strip light above 093016	7
93	93018	Shaver socket on 093002	7
93	93019	Toothbrush holder on 093002	7
93	93020	Scar of removed cup holder on 093002	7
93	93021	Window aperture in 093003	4
93	93022	Wooden case within 093021	6
93	93023	Upper and lower sashes within 093022	6
93	93024	Wooden sill at base of 093022	6
93	93025	Plasterboard over 093003 and framing 093022	7
93	93026	Light switch on 093004	7
93	93027	Pink carpet	7
93	93028	Wooden skirting around 093001, 093002, 093004, 093009, 093025	7
93	93029	Ceiling plaster	7
93	93030	N-S beam on W side of ceiling (12cm deep)	5 & 6
93	93031	Circular light on ceiling	7
93	93032	Smoke alarm on ceiling	7
93	93033	Beige paint on 093001, 093002, 093004, 093009, 093025, 093008, 093013	7
93	93034	White paint on 093007, 093010, 093012, 093029, 093028	7
93	93035	Curtain rail on 093022	7
93	93036	Roller blind on 093022	7
94	94001	N wall stud partition	7
94	94002	E wall stud partition	7
94	94003	S wall masonry	1 & 2
94	94004	W wall stud partition	7
94	94005	Window aperture in 094003	4
94	94006	Wooden case within 094005	6
94	94007	Upper and lower sashes within 094006	6
94	94008	Wooden sill at base of 094006	6
94	94009	Plasterboard over 094003 and framing 094006	7
94	94010	Door aperture within 094001	7

C. No.	F. No.	Description	Period
94	94011	Window above 094010	7
94	94012	Wooden frame around 094010, 094011	7
94	94013	Laminated door within 094012	7
94	94014	Stud partition cupboard against 094001, 094004	7
94	94015	Door aperture in S face of 094014	7
94	94016	Door frame around 094015	7
94	94017	Laminated door within 094016	7
94	94018	Shelf and rail within 094014	7
94	94019	Pipe work on 094004	7
94	94020	Light switch on 094001	7
94	94021	Plug socket on 094002	7
94	94022	Heater socket on 094002	7
94	94023	Heater on 094002	7
94	94024	Double shelf on 094009	7
94	94025	Telecom socket on 094009	7
94	94026	Strip light on 094009	7
94	94027	Sink against 094004	7
94	94028	Pipe work from 094027	7
94	94029	Mirror above 094027	7
94	94030	Toothbrush holder on 094004	7
94	94031	Scar of cup holder on 094004	7
94	94032	Glass shelf and brackets 0940004	7
94	94033	Shaver socket on 094004	7
94	94034	Strip light above 094029 on 094004	7
94	94035	Beam running N-S on ceiling (exposed by 12cm)	5 & 6
94	94036	Pink carpet	7
94	94037	Ceiling plaster	7
94	94038	Circular light on ceiling	7
94	94039	Smoke alarm on ceiling	7
94	94040	Beige paint on 094001, 094002, 094004, 094009, 094013, 094014, 094017, 094019	7
94	94041	White paint on 094006, 094008, 094012, 094016, 094018, 094024, 094028, 094042	7
94	94042	Wooden skirting around 094001, 094002, 094004, 094009, 094019	7
95	95001	N wall stud partition	7
95	95002	E wall masonry	1 & 2
95	95003	S wall masonry	1 & 2
95	95004	W wall stud partition	7
95	95005	Door aperture in 095001	7
95	95006	Window above 095005	7
95	95007	Wooden frame around 095005, 095006	7
95	95008	Laminated door within 095007	7
95	95009	Stud partition cupboard against 095001, 095020	7
95	95010	Door aperture in 095009	7
95	95011	Wooden frame within 095010	7
95	95012	Laminated door within 095011	7
95	95013	Shelf and rail within 095009	7
95	95014	Sink against S wall of 095009	7



C. No.	F. No.	Description	Period
95	95015	Mirror above 095014, on S wall of 095009	7
95	95016	Toothbrush holder on 095009 S wall	7
95	95017	Shaver socket on 095009 S wall	7
95	95018	Strip light on S wall S wall of 095009	7
95	95019	Pipe work from 095014	7
95	95020	Plasterboard over 095002, 0950021	7
95	95021	Capped chimney breast on 095002	1 & 2
95	95022	Plasterboard over 095003	7
95	95023	Window aperture in 095003	4
95	95024	Sash case within 095023	6
95	95025	Upper and lower sashes in 095024	6
95	95026	Wooden sill at base of 095024	6
95	95027	Heater against 095022	7
95	95028	Heater socket on 095022	7
95	95029	Telecom socket on 095022	7
95	95030	Strip light on 095022	7
95	95031	N-S beam at top of 095020 (exposed by 12cm)	5 & 6
95	95032	Plug socket on 095004	7
95	95033	Pink carpet	7
95	95034	Ceiling plaster	7
95	95035	Circular light on ceiling	7
95	95036	Smoke alarm on ceiling	7
95	95037	Wooden skirting on 095001, 095004, 095009, 095020, 095022	7
95	95038	Beige paint on 095001, 095004, 095009, 095020, 095022, 095008, 095012	7
95	95039	White paint on 095037, 095007, 095011, 095024, 095026	7
96	96001	N wall masonry	1 & 2
96	96002	E wall stud partition	7
96	96003	S wall stud partition	7
96	96004	W wall masonry	1 & 2
96	96005	Plasterboard over 096001	7
96	96006	Plasterboard over 096004	7
96	96007	Door aperture within 096006	7
96	96008	Wooden frame within 096007	7
96	96009	Laminated door within 096008	7
96	96010	Pipe work against 096005	7
96	96011	Door aperture in 096002	7
96	96012	Wooden frame around 096011	7
96	96013	Laminated door within 096012	7
96	96014	Telecom wiring box and duct on 096002	7
96	96015	Light switch on 096002	7
96	96016	Plug socket on 096003	7
96	96017	Pipe work on 096003	7
96	96018	Telecom wiring duct on 096003	7
96	96019	N-S beam at top of 096005 (exposed by 12cm)	5 & 6
96	96020	Marbled green linoleum	7
96	96021	Ceiling plaster	7
96	96022	Hanging lamp on ceiling	7
96	96023	Beige paint on 096002, 096003, 096005, 096006, 096019, 096013	7

C. No.	F. No.	Description	Period
96	96024	Wooden skirting around 096002, 096003, 096005, 096006	7
96	96025	White paint on 096021, 096024, 096008, 096012	7
97	97001	N wall masonry	1 & 2
97	97002	E door aperture	3
97	97003	S wall masonry	1 & D4898 2
97	97004	W wall masonry (blocking ?)	4 & 5
97	97005	Door hinge on 097001	3
97	97006	Wooden door frame in 097002	7
97	97007	Laminated door within 097006	7
97	97008	Shelves within C097	7
97	97009	Plasterboard soffit	7
97	97010	Wooden skirting around 097001, 097003, 097004	7
97	97011	Beige paint on 097007, 097009, 097013	7
97	97012	Marbled green linoleum	7
97	97013	Plaster over 097001, 097003, 097004	7
98	98001	N wall of room	
98	98002	Window entrance in 098001	
98	98003	Window in 098002	
98	98004	Wooden sill at base of 098002	
98	98005	Plaster over 098001	
98	98006	Cream paint over 098005, 098012, 098022, 098032	
98	98007	Skirting board at base of walls 098001, 098011, 098022, 098030, 098031	
98	98008	White paint on 098003, 098004, 098007, 098023, 098026, 098028, 098037	
98	98009	BT box and wire near W end of base of 098001, wire runs up W end of 098001	
98	98010	Curtain rail at top of 098002	
98	98011	E wall of room stud partition	
98	98012	Plaster over 098011, 098022	
98	98013	Strip light near N end of 098011	
98	98014	Glass shelf & brackets in middle of 098011	
98	98015	Metal bracket (toothbrush holder) above 098014	
98	98016	Metal bracket (cup holder) above 098014	
98	98017	Sink and plumbing to S of 098014	
98	98018	Mirror above 098017	
98	98019	Strip light above 098018	
98	98020	Electric point (shaver) to S of 098018	
98	98021	Light switch to S of 098020	
98	98022	S wall of room, stud partition	
98	98023	Door frame at E end of 098022	
98	98024	Door within 098023	
98	98025	Walk in cupboard at W end of 098022	
98	98026	Door frame to 098025	
98	98027	Door within 098026	
98	98028	Wooden shelf in 098025	
98	98029	Pale yellow paint over 098024 and 098027	
98	98030	N end of W wall of room	

C. No.	F. No.	Description	Period
98	98031	Recessed (to W) S end of W wall of room	
98	98032	Plaster over 098030 and 098031	
98	98033	Strip (metal ?) attached to S end of 098030, under 098006	
98	98034	Electric fire central to 098030	
98	98035	Electric socket to N of 098034	
98	98036	Pale pinkish carpet on floor	
98	98037	Plasterboard ceiling	
98	98038	Light on 098037	
98	98039	Scar (from removed smoke alarm detector ?) on 098037	
99	99001	N wall of room	
99	99002	Window aperture in 099001	
99	99003	Window in 099002	
99	99004	Curtain rail at top of 099002	
99	99005	Plaster over 099001	
99	99006	Cream paint over 099005, 099014, 099020, 099027	
99	99007	Skirting board at base of 099001, 099013, 099018, 099019, 099026	
99	99008	White paint on 099007, 099003, 099009, 099024, 099036	
99	99009	Wooden window sill to 099002	
99	99010	Electric heater near W end of 099001	
99	99011	Strip light to E of 099002	
99	99012	BT box at base of Centre of 099001- wire runs along 099007, and up S end of 099001	
99	99013	E wall of room (stud partition)	
99	99014	Plaster on 099013	
99	99015	Door frame at S end of 099013	
99	99016	Door within 099015	
99	99017	Pale yellow paint on 099016, 0990236	
99	99018	Masonry part of S wall of room	
99	99019	Stud partition part of S wall of room	
99	99020	Plaster over 099018, 099019	
99	99021	Walk in cupboard at W end of 099019	
99	99022	Door frame to 099021	
99	99023	Door in 099022	
99	99024	Wooden shelf in 099021	
99	99025	Vertical metal pipe at S end of W side of 099021 (painted by 099006, 099008)	
99	99026	W wall of room stud partition	
99	99027	Plaster on 099026	
99	99028	Sink and plumbing towards S end of 099026	
99	99029	Glass shelf to S of 099028	
99	99030	Metal bracket (toothbrush holder) above 099029	
99	99031	Metal bracket (cup holder) above 099029	
99	99032	Mirror above 099028	
99	99033	Strip light above 099032	
99	99034	Electric socket (shaver) to N of 099032	
99	99035	Electric socket near base of N end of 099026	
99	99036	Pink carpet	
99	99037	Plasterboard ceiling	

C. No.	F. No.	Description	Period
99	99038	Light in 099036	
99	99039	Scar from removed fitting (smoke detector?) in 099036	
100	100001	N wall of room	
100	100002	Window bay within 100001	
100	100003	Window 100002	
100	100004	Wooden sill below 100002	
100	100005	Plaster over 100001	
100	100006	Cream paint over 100005, 100011	
100	100007	White paint over 100003, 100004, 100008, 100013, 100021	
100	100008	Skirting board at base of 100001, 100012, 100017	
100	100009	Metal curtain rail at top of 100002	
100	100010	E wall of room, stud partition	
100	100011	Plaster over 100010, 100012, 100017	
100	100012	S wall of room, stud partition	
100	100013	Door aperture within 100012	
100	100014	Door within 100013	
100	100015	Pale yellow paint over 100014	
100	100016	Metal towel rail at E end of 100012	
100	100017	W wall of room stud partition	
100	100018	Sink and plumbing against 100017	
100	100019	Bathtub occupying E side of room	
100	100020	Linoleum floor	
100	100021	Plasterboard ceiling	
100	100022	Light on 100021	
100	100023	Pull cord light switch on 100021	
101	101001	N wall of room	
101	101002	Window bay within 101001	
101	101003	Window in 101002	
101	101004	Wooden sill to 101002	
101	101005	Plaster on 101001	
101	101006	Cream paint on 101005, 101010, 101012	
101	101007	Toilet and plumbing in centre of 101001	
101	101008	Skirting board at base of 101001, 101009, 101011, 101016	
101	101009	E wall of room	
101	101010	Plaster on 101009	
101	101011	S wall of room, stud partition	
101	101012	Plaster over 101011, 101016	
101	101013	Door frame in 101011	
101	101014	Door in 101013	
101	101015	Pale yellow paint over 101014	
101	101016	W wall of room stud partition	
101	101017	Toilet roll holder on 101016	
101	101018	Linoleum floor to room	
101	101019	Door stopper set in 101018	
101	101020	Plasterboard roof	
101	101021	Light in 101020	
101	101022	Pull cord light switch on 101020	
101	101023	White paint on 101003, 101004, 101008, 101013, 101020	

C. No.	F. No.	Description	Period
102	102001	N wall of room, stud partition	
102	102002	W door aperture (to C100) in 102001	
102	102003	E door aperture (to C101) to 102001	
102	102004	Door in 102002	
102	102005	Door in 102003	
102	102006	Pale yellow paint over 102004, 102005, 102021	
102	102007	Plaster over 102001, 102012, 102018, 102019	
102	102008	Cream paint over 102007, 102017	
102	102009	Skirting board at base of 102001, 102011, 102018, 102019	
102	102010	White paint over 102002, 102003, 102009, 102013, 102014, 102020	
102	102011	E wall of room N end	
102	102012	E wall of room S end stud partition	
102	102013	Door aperture within 102012	
102	102014	Door within 102013	
102	102015	Fire exit sign above 102013	
102	102016	Fire extinguisher and bracket on 102011	
102	102017	Plaster over 102011	
102	102018	S wall of room, stud partition	
102	102019	W wall of room, stud partition	
102	102020	Door aperture (to C099) in 102019	
102	102021	Door in 102020	
102	102022	Pale pinkish carpet on floor	
102	102023	Plasterboard ceiling	
102	102024	White paint on 102023	
102	102025	Light set in 102023	
102	102026	Smoke detector in 102023	
103	103001	Aperture at N end (connects to C102)	
103	103002	E wall of room (stud partition)	
103	103003	Door aperture ( to C109) at S end of 103002	
103	103004	Door within 103003	
103	103005	Pale yellow paint over 103004, 103014	
103	103006	Skirting board at base of 103002, 103012, 103017	
103	103007	White paint on 103003, 103006, 103009	
103	103008	Light switch at N end of 103002	
103	103009	Wooden shelf and brackets in centre of 103002	
103	103010	Metal vent below 103009	
103	103011	Metal vent above 103009	
103	103012	S wall of room, stud partition	
103	103013	Door aperture within 103012	
103	103014	Door within 102013	
103	103015	Pale yellow paint over 103014	
103	103016	Plaster on 103002, 103012, 103017	
103	103017	W wall of room, stud partition	
103	103018	Aperture in 103017 (to C104)	
103	103019	Cream paint on 103016	
103	103020	Pale pinkish carpet on floor	
103	103021	Plasterboard ceiling	
103	103022	White paint on 103021	

C. No.	F. No.	Description	Period
103	103023	Light towards S end of 103021	
104	104001	W end of N wall of room	
104	104002	E end of N wall of room, stud partition	
104	104003	#VALUE!	
104	104004	Plaster on 104001	
104	104005	Plaster on 104002, 104015, 104023	
104	104006	Cream paint on 104004, 104005	
104	104007	Skirting board at base of 104001, 104002, 104015	
104	104008	Door aperture in 104001	
104	104009	Door in 104008	
104	104010	Pale yellow paint over 104009, 104019, 104020, 104021	
104	104011	Fire exit sign on 104002	
104	104012	Scar from removed smoke detector above 104011	
104	104013	Electric socket at E end of 104002	
104	104014	Aperture at E end (to C103)	
104	104015	S wall of room, stud partition	
104	104016	E door aperture in 104015	
104	104017	Middle door aperture in 104015	
104	104018	W door aperture in 104015	
104	104019	Door in 104016	
104	104020	Door in 104017	
104	104021	Door in 104018	
104	104022	Light switch to W of 104018	
104	104023	W wall of room, stud partition	
104	104024	White paint on 104007, 104008, 104016, 104017, 104018	
104	104025	Pink carpet	
104	104026	Plasterboard ceiling	
104	104027	White paint on 104026	
104	104028	Light at W end of 104026	
104	104029	Light at E end of 104026	
104	104030	Smoke detector	
105	105001	N wall of room, stud partition	
105	105002	Door aperture to (C104) at E end of 105001	
105	105003	Door in 105002	
105	105004	Walk in cupboard W of 105001	
105	105005	Door to 105004	
105	105006	Pale yellow paint over 105003, 105005	
105	105007	Plaster over 105001, 105019, 105025, 105026, 105036	
105	105008	Cream paint over 105007	
105	105009	Skirting board at base of 105001, 105019, 105025, 105036	
105	105010	Supports and scar for shelf in 105004	
105	105011	White paint over 105002, 105004, 105009, 105028, 105029, 105033	
105	105012	Vertical metal pipe at W end of back of 105001 (painted by 105007, 105011)	
105	105013	Sink and plumbing against 105001 between 105002 and 105004	
105	105014	Mirror above 105013	
105	105015	Metal bracket (toothbrush holder) to W of 105014	
105	105016	Metal bracket (cup holder) to W of 105014	
105	105017	Strip light above 105014	

C. No.	F. No.	Description	Period
105	105018	Electric socket (shaver) to E of 105014	
105	105019	E wall of room (stud partition)	
105	105020	BT socket, wire run along base of 105019 and up its N end	
105	105021	Electric socket in 105019	
105	105022	Light switch at N end of 105019	
105	105023	Rectangular plastic strip attached to E end of 105019 (over 105007)	
105	105024	Glass shelf and brackets at E end of 105019	
105	105025	S wall of room, lower section	
105	105026	S wall of room, curved upper section	
105	105027	Window bay in 105025, 105026	
105	105028	Wooden sill at base of 105027	
105	105029	Window in 105027	
105	105030	Curtain rail at top of 105027	
105	105031	Blind (replacing 105030?) at top of 105027	
105	105032	Radiator at E end of 105025	
105	105033	Wooden shelf to W of 105032	
105	105034	Strip light near W end of 105025	
105	105035	Electric box at W end of 105025	
105	105036	W wall of room	
105	105037	Vertical metal pipes (painted by 105007 and 105011) bear N end of wall	
105	105038	Electric cable (vertical) over 105037	
105	105039	Pink carpet	
105	105040	Plasterboard ceiling	
105	105041	White paint on 105040	
105	105042	Light on 105040	
105	105043	Scar (smoke detector?) on 105040	
106	106001	N wall of room at W end	
106	106002	N wall at E end (projected S of line of 106001)	
106	106003	Door aperture within 106001	
106	106004	Door within 106003	
106	106005	Pale yellow paint over 106004 & 106014	
106	106006	Plaster over 106001, 106002, 106010, 106011, 106024, 106025, 106036	
106	106007	Skirting board at base of 106002, 106010, 106011, 106024, 106036	
106	106008	Cream paint of 106006	
106	106009	White paint over 106007, 109015, 106027, 106028, 106032	
106	106010	E wall of room at N end	
106	106011	E wall of room at S end (projected E of line of 106010)	
106	106012	Light switch in 106010	
106	106013	Walk in cupboard at N end of 106011	
106	106014	Door to 106013	
106	106015	Shelf and bracket in 106013	
106	106016	Vertical metal pipe (painted by 106008, 106009) at S end of 106013	
106	106017	Sink and plumbing against 106011- pipe runs along wall to N, running along back of 106013	
106	106018	Mirror above 106017	
106	106019	Glass shelf and bracket to N of 106018	
106	106020	Metal bracket (toothbrush holder) above 106019	
106	106021	Metal bracket (cup holder) above 106019	

C. No.	F. No.	Description	Period
106	106022	Strip light above 106018	
106	106023	Electric socket (shaver) to S of 106018	
106	106024	Lower vertical part of S wall	
106	106025	Upper sloping part of S wall	
106	106026	Window bay within 106024, 106025	
106	106027	Wooden sill to 106026	
106	106028	Window within 106026	
106	106029	Curtain rail above 106026	
106	106030	Blind (replacing 106029?) above 106026	
106	106031	Radiator below 106026	
106	106032	Wooden shelf to W of 106031	
106	106033	BT box below 106032, cable runs along base of 106024 to the W then turns N to run up 106036	
106	106034	#VALUE!	
106	106035	Strip light near W end of 106024	
106	106036	W wall of room, stud partition	
106	106037	Electric sock near base of 106036	
106	106038	Pink carpet on floor	
106	106039	Plasterboard ceiling	
106	106040	White paint on 106039	
106	106041	Light on 106039	
106	106042	Scar (smoke detector?) on 106039	
107	107001	N wall of room, stud partition	
107	107002	Door aperture within 107001	
107	107003	Door within 107002	
107	107004	Pale yellow paint over 107003, 107023	
107	107005	Plaster over 107001, 107009, 107010, 1070011, 107021	
107	107006	Cream paint over 107005	
107	107007	Skirting board at base of 107001, 107009, 107010, 107021	
107	107008	White paint over 107007, 107013, 107014, 107018, 107024	
107	107009	E wall of room, stud partition	
107	107010	Lower vertical part of S wall	
107	107011	Upper sloping part of S wall	
107	107012	Window aperture within 107010, 107011	
107	107013	Wooden sill to 107012	
107	107014	Window within 107012	
107	107015	Curtain rail at top of 107012	
107	107016	Blind (replacing 107015?) at top of 107012	
107	107017	Strip light near E end of 107010	
107	107018	Wooden shelf below 107012	
107	107019	Radiator to W of 107018	
107	107020	BT box and cable under 107012	
107	107021	W wall of room, stud partition	
107	107022	Walk in cupboard at S end of 107021	
107	107023	Door to 107022	
107	107024	Shelf and brackets within 107022	
107	107025	Recess for 107026	
107	107026	Sink and plumbing	



C. No.	F. No.	Description	Period
107	107027	Mirror above 107026	
107	107028	Strip light above 107026	
107	107029	Glass shelf and brackets to S of 107026	
107	107030	Metal bracket (toothbrush holder) above 107029	
107	107031	Metal bracket (cup holder) above 107029	
107	107032	Electric socket (shaver) to N of 107027	
107	107033	Electric socket near base of N end of 107021	
107	107034	Light switch above 107033	
107	107035	Pink carpet	
107	107036	Plasterboard ceiling	
107	107037	White paint on 107036	
107	107038	Light on 107036	
107	107039	Scar (from smoke detector?) on 107036	
108	108001	N wall stud partition	
108	108002	Door aperture within 108001 (to C104)	
108	108003	Door within 108002	
108	108004	Pale yellow paint over 108003	
108	108005	Plaster over 108001, 108010, 108012, 108014	
108	108006	Cream paint over 108005	
108	108007	Skirting board at base of 108001, 108010, 108012, 108014	
108	108008	White paint on 108007	
108	108009	Light switch to W of 108002	
108	108010	E wall, stud partition	
108	108011	Horizontal metal pipe, running along base of 108010, runs through floor at N end	
108	108012	S wall, stud partition	
108	108013	Electric socket central to 108012	
108	108014	W wall stud partition	
108	108015	Dark yellow carpet tiles on floor	
108	108016	Plasterboard ceiling	
108	108017	White paint on 108016	
108	108018	Electric light on 108016	
109	109001	N wall of room, stud partition	
109	109002	Plaster over 109001, 109006, 109010, 109011	
109	109003	Cream paint on 109002	
109	109004	Skirting board at base of 109001, 109006, 109010, 109011	
109	109005	Vertical metal pipe, running through floor and ceiling against 109001, covered by 109003	
109	109006	E wall, stud partition	
109	109007	Vertical metal pipe, running through floor and ceiling against 109006, covered by 109003	
109	109008	2 narrow vertical metal pipes, floor to ceiling in centre of 109006, covered by 109003	
109	109009	Silver metal pipe at S end 109006	
109	109010	S wall of room, stud partition	
109	109011	W wall of room, stud partition	
109	109012	Door aperture in 109011 (to C103)	
109	109013	Door in 109012	

C. No.	F. No.	Description	Period
109	109014	Pale yellow paint over 109013	
109	109015	Large diameter metal hot water pipes to S of 109012	
109	109016	Hot water tank and pipes at N end of 109011	
109	109017	Vent at base of 109011	
109	109018	Vent at top of 109011	
109	109019	Light switch to N of 109012	
109	109020	Stripped floor boards	
109	109021	Large red boiler and pipes set in floor	
109	109022	Plasterboard ceiling	
109	109023	White paint on 109022	
109	109024	Light on 109022	
110	110001	N wall of room, stud partition	
110	110002	Door aperture (to C126) in 110001	
110	110003	Door in 110002	
110	110004	White paint over 110002, 110003, 110007	
110	110005	Plaster over 110001, 110008, 110010, 110016	
110	110006	Cream paint over 110005, 110011, 110020	
110	110007	Skirting board at base of 110001, 110008, 110010, 110016	
110	110008	E wall, stud partition	
110	110009	Light switch at N end of 110008	
110	110010	S wall, stud partition	
110	110011	Vertical wooden panel over base of 110010	
110	110012	Sink and plumbing against 110011	
110	110013	Horizontal metal pipe below 110012, painted by 110006	
110	110014	Hot water tap and pipe above 110012, pipe painted by 110006	
110	110015	Cold water tap and pipe above 110012, pipe painted by 110006	
110	110016	W wall stud partition	
110	110017	BT box and cable near N end of 110016	
110	110018	Linoleum floor	
110	110019	E-W planks just visible below 110018	
110	110020	Plasterboard ceiling	
110	110021	Light on 110020	
111	111001	N wall of room, stud partition	
111	111002	Door aperture (to C115) at E end of 111001	
111	111003	Door aperture (to C114) at W end of 111001	
111	111004	Door in 111002	
111	111005	Door in 111003	
111	111006	Pale yellow paint over 111004, 111005, 111014	
111	111007	Plaster over 111001, 111012, 111015, 111017, 111026	
111	111008	Cream paint over 111007	
111	111009	Skirting board at base of 111001, 111012, 111015, 111026	
111	111010	White paint over 111002, 111003, 111009, 111018, 111019	
111	111011	Light switch at W end of 111001	
111	111012	E wall N end, stud partition	
111	111013	Door aperture (to C116) at N end of 111012	
111	111014	Door in 111013	
111	111015	S wall, stud partition	
111	111016	Aperture (C112) at E end of 111012	

C. No.	F. No.	Description	Period
111	111017	W wall, stud partition	
111	111018	Door aperture (to C126) in 111017	
111	111019	Door in 111018	
111	111020	Fire exit sign above 111018	
111	111021	Pink carpet on floor	
111	111022	Plasterboard ceiling	
111	111023	White paint on 111022	
111	111024	Light on 111022	
111	111025	Smoke detector on 111022	
111	111026	E wall, S end, stud partition	
112	112001	N wall, stud partition	
112	112002	Aperture (C111) at W end of 112001	
112	112003	Plaster over 112001, 112008, 112015	
112	112004	Cream paint over 112003	
112	112005	Skirting board at base of 112001, 112008, 112015	
112	112006	White paint over 112005	
112	112007	Aperture forming E end of room, to C113	
112	112008	S wall, stud partition	
112	112009	Door aperture, roughly central to 112008, to C121	
112	112010	Door aperture, to W of to 112009, to C120	
112	112011	Door in 112009	
112	112012	Door in 112010	
112	112013	Pale yellow paint over 112011, 112012, 112017	
112	112014	Electric socket just to E of 112009	
112	112015	W wall, stud partition	
112	112016	Door aperture (to C117) in 112015	
112	112017	Door in 112016	
112	112018	Fire extinguisher and bracket to S of 112016	
112	112019	Pink carpet	
112	112020	Plasterboard ceiling	
112	112021	White paint on 112020	
112	112022	Smoke detector at E end of 112020	
112	112023	Light in centre of 112020	
112	112024	Light at W end of 112020	
113	113001	N wall of room, stud partition	
113	113002	Door aperture (C118) in 113001	
113	113003	Door in 113002	
113	113004	Pale yellow paint over 113003, 113010, 113014	
113	113005	Plaster over 113001, 113008, 113012, 113015	
113	113006	Cream paint 113005	
113	113007	Skirting board at base of 113001, 113008, 113012, 113015	
113	113008	E wall stud partition	
113	113009	Door aperture to (C119) towards S end of 113008	
113	113010	Door in 113009	
113	113011	Light switch to N of 113009	
113	113012	S wall, stud partition	
113	113013	Door aperture to (to C122) in 113012	
113	113014	Door in 113013	

C. No.	F. No.	Description	Period
113	113015	W wall, stud partition	
113	113016	Aperture (to C112) at N end of 113015	
113	113017	Pink carpet	
113	113018	Plasterboard ceiling	
113	113019	White paint on 113018	
113	113020	Light on 113018	
114	114001	N wall of room	
114	114002	Window aperture in 114001	
114	114003	Wood sill to 114002	
114	114004	Window in 114002	
114	114005	Plaster on 114001, 114012, 114017	
114	114006	Cream paint over 114005, 114018	
114	114007	Wood board across base of 114002	
114	114008	Skirting board at base of 114001, 114012, 114013, 114017	
114	114009	White paint on 114003, 114004, 114008	
114	114010	Toilet and plumbing against 114007	
114	114011	Metal curtain rail at top of 114002	
114	114012	E wall stud partition	
114	114013	S wall, stud partition	
114	114014	Door aperture in 114012 to C111	
114	114015	Door in 114014	
114	114016	Pale yellow paint over 114015	
114	114017	W wall, plasterboard	
114	114018	Vertical wood box at N end of 114017 (for 114010 pipes)	
114	114019	Scar (for toilet roll holder) in 114066 on 114017	
114	114020	GPO (!) base at N end of 114017, wires feed into 114018	
114	114021	Linoleum floor	
114	114022	E-W planks glimpsed under 114021	
114	114023	Plasterboard ceiling	
114	114024	White paint on 114023	
114	114025	Light on 114023	
114	114026	Pull cord light switch on 114023	
114	114027	Metal curtain rail above 114002	
115	115001	N wall, plasterboard	
115	115002	Window aperture within 115001	
115	115003	Wood sill to 115002	
115	115004	Window in 115002	
115	115005	Plaster on 115001, 115009, 115011	
115	115006	Cream paint over 115005	
115	115007	Skirting board at base of 115001, 115009, 115011	
115	115008	White paint on 115003, 115004, 115007	
115	115009	E wall, stud partition	
115	115010	Sink and plumbing (painted by 115006, 115008, against 115009)	
115	115011	S wall, stud partition	
115	115012	Door aperture (to C111) at E end of 115011	
115	115013	Door in 115012	
115	115014	Pale yellow paint on 115013	
115	115015	Towel rail on 115011	

C. No.	F. No.	Description	Period
115	115016	W wall stud partition	
115	115017	Wood strip (painted by 115006) at base of 115016 (above 115020)	
115	115018	Linoleum floor	
115	115019	E-W floorboards glimpsed under 115018	
115	115020	Bath on W side of 115018	
115	115021	Plasterboard ceiling	
115	115022	White paint on 115021	
115	115023	Light on 115021	
115	115024	Pull cord light switch on 115021	
115	115025	Metal curtain rail above 115002	
116	116001	N wall, plasterboard	
116	116002	Window aperture at E end of 116001	
116	116003	Wood sill to 116002	
116	116004	Window in 116002	
116	116005	Plaster on 116001, 116013, 116018, 116020	
116	116006	Cream paint on 116005	
116	116007	Skirting board at base of 116001, 116013, 116018, 116020	
116	116008	White paint on 116003, 116004, 116007, 116010, 116021	
116	116009	Radiator below 116002	
116	116010	Wood shelf to W of 116002	
116	116011	Strip light to W of 116010	
116	116012	BT box and cable below 116010, cable runs W along top of 116007 then vertical up W end of wall	
116	116013	E wall, stud partition	
116	116014	Walk in cupboard at N end of 116013	
116	116015	Door to 116014	
116	116016	Pale yellow paint over 116015, 116022	
116	116017	Shelf and brackets in 116014	
116	116018	S wall, plasterboard	
116	116019	Light switch at W end of 116018	
116	116020	W wall of room, stud partition	
116	116021	Door aperture (to C111) at S end of 116020	
116	116022	Door in 116021	
116	116023	Vertical metal pipe (painted by 116006) at N end of 116020, runs through floor of 116020	
116	116024	Sink and plumbing to S of 116023	
116	116025	Mirror above 116024	
116	116026	Strip light above 116025	
116	116027	Glass shelf and bracket to S of 116025	
116	116028	Metal bracket (cup holder above 116027)	
116	116029	Metal bracket (toothbrush holder) to S of 116028	
116	116030	Metal curtain rail above 116002	
116	116031	Pink carpet	
116	116032	Plasterboard ceiling	
116	116033	White paint on 116032	
116	116034	Light on 116032	
116	116035	Smoke detector 116032	
117	117001	N wall, stud partition	

C. No.	F. No.	Description	Period
117	117002	Plaster over 117001, 117006, 117011, 117015	
117	117003	Cream paint over 117002, 117012, 117013, 117016, 117017	
117	117004	Skirting board at base of 117001, 117006, 117011, 117015	
117	117005	White paint on 117004	
117	117006	E wall, stud partition	
117	117007	Door aperture at N end of 117006 (C112)	
117	117008	Door in 117007	
117	117009	Pale yellow paint on 117008	
117	117010	Light switch to S of 117007	
117	117011	S wall, stud partition	
117	117012	Metal pipe, vertical at E end of 117011	
117	117013	Small diameter metal pipe to W of 117012, runs through ceiling and through 117011	
117	117014	Metal wood shelves against 117011	
117	117015	W wall stud partition	
117	117016	Small diameter metal pipe near S end of 117015, runs through floor & 117015	
117	117017	Wooden box against base of N end of wall 117015, over skirting board 117004	
117	117018	Dark yellow carpet tiles on floor	
117	117019	N-S floorboards under 117018, tongued groove	
117	117020	Plasterboard ceiling	
117	117021	White paint on 117020	
117	117022	Light on 117020	
118	118001	N wall at W end (to W of 118003) plasterboard	
118	118002	N wall at E end (to E of 118003) plasterboard	
118	118003	Window bay in 118001, 118002	
118	118004	Wooden sill to 118003	
118	118005	Window in 118003	
118	118006	Curtain rail above 118003	
118	118007	Plaster on 118001, 118002, 118015, 118020, 118031	
118	118008	Cream paint on 118007	
118	118009	Skirting board at base of 118001, 118002, 118015, 118020, 118031	
118	118010	White paint on 118004, 118005, 118009, 119013, 118017, 118018, 118021	
118	118011	Radiator below 118003	
118	118012	Strip light on 118002	
118	118013	Wood shelf at E end of 118002	
118	118014	BT box and cable above 118013, cable runs up E end of 118002, through ceiling	
118	118015	E wall, plasterboard	
118	118016	Window aperture in 118015	
118	118017	Wood sill to 118016	
118	118018	Window in 118016	
118	118019	Curtain rail above 118016	
118	118020	S wall, stud partition	
118	118021	Door aperture (to C113) at W end of 118020	
118	118022	Door in 118021	
118	118023	Pale yellow paint over 118022, 118033	

C. No.	F. No.	Description	Period
118	118024	Sink and plumbing to E of 118021	
118	118025	Mirror above 118024	
118	118026	Strip light above 118025	
118	118027	Electric socket (for shavers ) to W of 118024	
118	118028	Glass shelf and brackets to E of 118024	
118	118029	Metal bracket (toothbrush holder) above 118028	
118	118030	Metal bracket (cup holder) above 118028	
118	118031	W wall, stud partition	
118	118032	Walk in cupboard in 118031	
118	118033	Door to 118032	
118	118034	Wood shelf and bracket in 118032	
118	118035	Vertical metal pipe, painted by 118008, 118010, runs through floor and ceiling	
118	118036	Light switch at S end of 118031	
118	118037	Electric socket to N of 118036, low down on 118031	
118	118038	Pink carpet	
118	118039	Plasterboard ceiling	
118	118040	White paint on 118039	
118	118041	Light on 118039	
118	118042	Scar smoke detector?) in 118039	
119	119001	E end of N wall	
119	119002	W end of N wall, stud partition	
119	119003	Walk in cupboard in 119002	
119	119004	Door to 119003	
119	119005	Pale yellow paint over 119004, 119027	
119	119006	Wood shelf and brackets in 119003	
119	119007	Plaster on 119001, 119032, 119017	
119	119008	Plaster on 119002, 119016, 119023, 119025	
119	119009	Cream paint on 119007, 119008	
119	119010	Skirting board at base of 119002, 119016, 119023, 119025	
119	119011	White paint on 119004, 119006, 119010	
119	119012	Sink and plumbing at W end of 119002	
119	119013	Mirror above 119012	
119	119014	Strip light above 119013	
119	119015	Electric socket (shaver) to E of 119013	
119	119016	E wall,S end, plasterboard	
119	119017	Window of aperture within 119032	
119	119018	Wood sill to 119017	
119	119019	Window in 119017	
119	119020	Curtain rail at top of 119017	
119	119021	Radiator below 119017	
119	119022	Strip light to S of 119017	
119	119023	S wall, stud partition	
119	119024	Electric socket at W end of 119023	
119	119025	W wall, stud partition	
119	119026	Door aperture ( to C113) in 119025	
119	119027	Door in 119026	
119	119028	Light switch to S of 119026	

C. No.	F. No.	Description	Period
119	119029	Glass shelf and brackets to N of 119026	
119	119030	Metal bracket (toothbrush holder) above 119029	
119	119031	Metal bracket (cup holder) to S of 119030	
119	119032	E wall, N end	
120	120001	N wall stud partition	
120	120002	Door aperture at E end of 120001	
120	120003	Door in 120002	
120	120004	Pale yellow paint over 120003, 120006, 120027	
120	120005	Walk in cupboard in 120001	
120	120006	Door to 120005	
120	120007	Wood shelf and brackets in 120005	
120	120008	Plaster over 120001, 120016, 120018, 120019, 120025	
120	120009	Cream paint on 120008, 120037	
120	120010	Skirting board at base of 120001, 120016, 120018, 120025	
120	120011	White paint on 120002, 120005, 120007, 120021, 120022, 120023, 120029	
120	120012	Sink and plumbing against W end of 120001	
120	120013	Mirror above 120012	
120	120014	Strip light above 120013	
120	120015	Electric socket (shaver) to E of 120013	
120	120016	E wall stud partition	
120	120017	Electric socket low down near N end of 120016	
120	120018	S wall, plasterboard lower	
120	120019	S wall, plasterboard, sloping upper section	
120	120020	Window embracing in 120018	
120	120021	Wood sill to 120020	
120	120022	Wood lintel to 120020	
120	120023	Window in 120020	
120	120024	Radiator below 120020	
120	120025	W wall, plasterboard	
120	120026	Walk in cupboard at S end of 120025	
120	120027	Door to 120026	
120	120028	Strip light to N end of 120026	
120	120029	Wood shelf to N of 120028	
120	120030	BT socket and wire to N of 120029	
120	120031	Glass shelf and bracket at N end of 120025	
120	120032	Pink carpet on floor	
120	120033	Plasterboard ceiling	
120	120034	White paint on 120033	
120	120035	Light on 120033	
120	120036	Scar (smoke detector) on 120033	
120	120037	Plaster on S and W walls of 120026	
120	120038	Metal curtain rail at top of 120020	
120	120039	Blind (replacing 120038)	
121	121001	N wall at E end (to E of 118003) plasterboard	
121	121002	Door aperture at W end of 121001	
121	121003	Door in 121002	
121	121004	Pale yellow paint on 121003, 121011	
121	121005	Plaster on 121001, 121009, 121020, 121021, 121027	



C. No.	F. No.	Description	Period
121	121006	Cream paint on 121005	
121	121007	Skirting board at base of 121001, 121009, 121020, 121027	
121	121008	White paint on 121007, 121010, 121023, 121024	
121	121009	E wall stud partition	
121	121010	Cupboard, walk-in, at N end of 121009	
121	121011	Door to 121010	
121	121012	Wood shelf and brackets in 121010	
121	121013	Sink and plumbing against 121009	
121	121014	Mirror above 121013	
121	121015	Glass shelf and brackets to N of 121014	
121	121016	Metal bracket (toothbrush holder) above 121015	
121	121017	Metal bracket (cup holder) above 121015	
121	121018	Strip light above 121014	
121	121019	Electric socket (shaver) to S of 121014. Inaccessible due to wool stored in room. Sheets not done.	
121	121020	Lower vertical part of S wall, plasterboard. Inaccessible due to wool stored in room. Sheets not done.	
121	121021	Upper sloping part of W wall, plasterboard. Inaccessible due to wool stored in room. Sheets not done.	
121	121022	Upper sloping part of S wall, plasterboard	
121	121023	Wood sill to 121022	
121	121024	Wood lintel to 121022	
121	121025	Metal curtain rail above 121022	
121	121026	Blind (replacing 121025)	
121	121027	W wall of room, stud partition	
121	121028	Light switch at N end of 121027	
121	121029	Electric socket to S of 121028	
121	121030	Pink carpet	
121	121031	Plasterboard ceiling	
121	121032	White paint on 121031	
121	121033	Light on 121031	
121	121034	Scar (smoke detector) on 121031	
122	122001	N wall, stud partition	
122	122002	Door aperture (to C113) at W end of 122001	
122	122003	Door in 122002	
122	122004	Pale yellow paint in 122003, 122013, 122034	
122	122005	Plaster over 122001, 122010, 122022, 122023, 122031	
122	122006	Cream paint on 122005, 122021	
122	122007	Skirting board at base of 122001, 122010, 122014, 122015, 122016, 122031	
122	122008	White paint of 122002, 122007, 122012, 122018, 122033, 122035	
122	122009	Electric socket to E of 122002	
122	122010	E wall of room, plasterboard	
122	122011	Cupboard at S end of 122010	
122	122012	Door aperture to 122011	
122	122013	Door in 122012	
122	122014	N wall of 122011	
122	122015	E wall of 122011	
122	122016	S wall of 122011	

C. No.	F. No.	Description	Period
122	122017	Plasterboard ceiling to 122011	
122	122018	Wood shelf to N of 122011	
122	122019	BT local cable below 122018, cable runs N along top of 122007, then up N end of 122010	
122	122020	Strip light to N of 122018	
122	122021	Plaster on 122014, 122015, 122016	
122	122022	Lower vertical S wall of room	
122	122023	Upper sloping S wall of room	
122	122024	Window embracing in 122022, 122023	
122	122025	Wood sill to 122024	
122	122026	Wood lintel to 122021	
122	122027	Window in 122021	
122	122028	Metal curtain rail at top of 122027	
122	122029	Blind (replacing 122028)	
122	122030	Radiator below 122024	
122	122031	W wall, stud partition	
122	122032	Walk in cupboard at S end of 122031	
122	122033	Door aperture to 122032	
122	122034	Door in 122033	
122	122035	Wood shelf and brackets in 122032	
122	122036	Vertical metal pipe (painted by 122006) at N end of 122032	
122	122037	Sink and plumbing against 122031	
122	122038	Mirror above 122037	
122	122039	Strip light above 122038	
122	122040	Glass shelf and brackets to S of 122038	
122	122041	Metal bracket (toothbrush holder) above 122040	
122	122042	Metal bracket (cup holder) above 122040	
122	122043	Electric socket (shaver to N end of 122038)	
122	122044	Light switch against N end of 122031	
122	122045	Pink carpet	
122	122046	Plasterboard ceiling	
122	122047	White paint on 122046	
122	122048	Light on 122046	
122	122049	Scar (smoke detector) on 122046	
124	124001	N stair partition ( NE well)	4
124	124002	E wall masonry	4
124	124003	S wall stud partition	7
124	124004	W wall masonry of stairwell	4
124	124005	Door aperture in 124002	4
124	124006	Wooden frame within 124005	7
124	124007	Glass paneled door within 124006	7
124	124008	Light switch on 124002	7
124	124009	Portion of S masonry wall	4 & 6
124	124010	Door aperture in S wall	7
124	124011	Wooden frame around 124010	7
124	124012	Wooden door within 124001	7
124	124013	W wall stud partition to S of 124004	7
124	124014	Door aperture in 124013	7

C. No.	F. No.	Description	Period
124	124015	Wooden frame within 124014	7
124	124016	Glass paneled door within 124015	7
124	124017	Light switch on 124004	7
124	124018	Fire alarm on 124004	7
124	124019	Metal banister on 124004	5 to 7
124	124020	Plaster on 124002	7
124	124021	Plaster on 124004	7
124	124022	Wooden skirting board around 124002-120004	7
124	124023	Beige paint on 124020, 124021, 124003, 121004, 124013, 124001	7
124	124024	Ceiling plaster	7
124	124025	Round light on 124024	7
124	124026	Strip light in 124024	7
124	124027	Smoke alarm on 124024	7
124	124028	Green carpet	7
124	124029	White paint on 124024, 124006, 124007, 124022, 124011, 124012, 124015, 124016	7
125	125001	Semi-circular staircase wall	4
125	125002	Plaster over 125001	7
125	125003	Stone steps of stair well	4
125	125004	Central repairs to 125003	5 to 7
125	125005	Window aperture in 125001	4
125	125006	Wooden sash case within 125005	7
125	125007	Upper and lower sashes within 125006	7
125	125008	Curtain rail on 125001	7
125	125009	Strip light on 125001	7
125	125010	Metal hand rail on 125001	4 to 7
125	125011	Beige paint on 125002	7
125	125012	White paint on 125006, and frames of 125007	7
126	126001	Vertical strip of masonry in N wall of room	
126	126002	N wall of room to E of 125001, stud partition	
126	126003	E wall of room, N end	
126	126004	E wall of room, S end, stud partition	
126	126005	S end of W wall of room, stud partition	
126	126006	S end of W wall of room, stud partition	
126	126007	N end of W wall of room	
126	126008	Plaster on 126003, 126007	
126	126009	Cream paint on 126001, 126002, 126004, 126005, 126006, 126008	
126	126010	Skirting board at base of 126002, 126003, 126005, 126007	
126	126011	White paint on 126010 etc.	
126	126012	Aperture in 126001 (to C127)	
126	126013	Wood door frame to 126013	
126	126014	Wood door frame in 126013	
126	126015	Wood door in 126014	
126	126016	Metal hook in 126015	
126	126017	Light switch on 126001	
126	126018	Light switch on 126003	
126	126019	Door aperture to C111 in 126004	
126	126020	Wood door frame in 126019	

C. No.	F. No.	Description	Period
126	126021	Wood and glass door in 126020	
126	126022	Electric socket at top of N end of 126004	
126	126023	Door aperture to C110 in 126005	
126	126024	Wood door frame in 126023	
126	126025	Wood door in 126024	
126	126026	Electric socket at base of 126005	
126	126027	Door aperture in 126006	
126	126028	Wood door frame in 126027	
126	126029	Wood and glass door in 126028	
126	126030	Light switch at S end of 126007	
126	126031	Fire alarm to N of 126030	
126	126032	Pink carpet on floor	
126	126033	Plasterboard ceiling	
126	126034	Aperture to C128 in 126033	
126	126035	Wood frame to 126034	
126	126036	Wood hatch in 126035	
126	126037	Electric light on 126033	
126	126038	Emergency fire escape in 126033	
126	126039	Scar in 126011 on 126033, under 126038	
126	126040	Smoke detector on 126033	
127	127001	N wall-curves round to form E wall and N end of W wall	
127	127002	S wall, stud partition	
127	127003	S end of wall	
127	127004	Lower concrete strip above 127003	
127	127005	Upper recess concrete strip above 127004	
127	127006	Wood build above 127005	
127	127007	Plaster on 127001, 127003, 127005	
127	127008	White paint on 127002, 127006, 127007, 127009, 127012, 127013, 12715, 127016, 127018, 127019, 127022	
127	127009	Skirting board along parts of 127001, 12003	
127	127010	Cut in E end of 127001	
127	127011	Window aperture in centre of 127001	
127	127012	Wood window frame in 127011	
127	127013	Wood window in 127012	
127	127014	Poss. aperture at W end of 127001	
127	127015	Cement hocking of base of 127014	
127	127016	Electric cable (?) in iron duct along E side of 127001	
127	127017	Door aperture to C126 in 127002	
127	127018	Wood door frame in 127017	
127	127019	Wood door frame in 127018	
127	127020	Stone steps. note: timber ceiling described by Thorsten Hanke	
127	127021	Wood floor (E-W planks) at base of 127020	
127	127022	Vertical on iron bracket connecting 2 stones of 127003 at it's N end	
129	129001	N wall	
129	129002	Rectangular aperture within 129001	
129	129003	Blocking of 129002	
129	129004	Roughcast on 129001	
129	129005	Patches of finer plaster over 129004	

C. No.	F. No.	Description	Period
129	129006	Rebuild of upper part of 129001	
129	129007	Sloping scar (ceiling line) at E end of 129004	
129	129008	Sloping scar (ceiling line) at W end of 129004	
129	129009	Horizontal scar (floor line) at base of 129004.	
129	129010	E wall rebuild, cement brick and stone	
129	129011	S wall, E end	
129	129012	S wall, W end	
129	129013	Chimney breast separating 129011, 129012	
129	129014	Cut (?) in lower W side of 129013	
129	129015	Roughcast on 129011, 129012, 129013	
129	129016	Traces of lime wash on 129015	
129	129017	Rough sloping scar at W end of 129015 (ceiling line)	
129	129018	Partial horizontal scar at base of 129015 (floor line)	
129	129019	Rebuilt upper section of 129011	
129	129020	Rebuilt upper section of 129012	
129	129021	Rebuilt upper section of 129013	
129	129022	Aperture at E end of 129012	
129	129023	Cut for 129022	
129	129024	Infill of 129023	
129	129025	Wood lintel to 129022. note: as for 129010 16 'A' frames keyed into 129026, not numbered here	
129	129026	W wall rebuild, cement brick and stone	
130	130001	N wall of room, W end	3
130	130002	Chimney breast at E end of 130001	3
130	130003	Plaster on 130001, 130002	3
130	130004	Limewash/whitewash on 130003	3
130	130005	Vertical scar in 130003	3
130	130006	Sloping scar at W end of 130003	3
130	130007	N wall of room to E of 130002	3
130	130008	Cut in underside of 130002 at top of 130002	3
130	130009	Cut at W end of 130001 (modern access)	6
130	130010	Firebricks, desk grey cement and wooden lintels infilling 130009	6
130	130011	Cut along base of 130002	6
130	130012	Pale grey cement infill of 130011	6
130	130013	Cut of base of 130005	6
130	130014	Pale grey cement infill of 130013 (also includes N end of 2 door posts)	6
130	130015	Cut at W 130013 (below E end of 130009)	6
130	130016	Pale grey cement infill of 130015	6
130	130017	Socket from removed timer on 130016	6
130	130018	Section of horizontal squared timber, seeming built into 130001, to W of 130009	3
130	130019	Short visible stretch of wall	3
130	130020	S wall	3
130	130021	Window bay in 130020	3
130	130022	Wood window frame in 130021	6
130	130023	Wood window frame in 130022	6
130	130024	Wood lintel above 130021	3
130	130025	Wood sill below 130021	3

C. No.	F. No.	Description	Period
130	130026	Plaster on 130020 and 130021	3
130	130027	Scraps of lime wash on 130026	3
130	130028	Sloping (up to W) cut at E end of 130026	6
130	130029	Sloping (up to E) cut at W end of 130026	6
130	130030	Pale grey cement infill of 130028	6
130	130031	Pale grey cement infill of 130029	6
130	130032	Horizontal scar in E margin 130021 (at base of 130022)	3
130	130033	Horizontal scar in W margin 130021 (at base of 130022)	3
130	130034	Horizontal rectangular cut below 130032	3
130	130035	Horizontal rectangular cut below 130033	3
130	130036	Wood deck in 130034	3
130	130037	Wood deck in 130034	3
130	130038	Small horizontal rectangular cut in 130020, just to E of 130021	3
130	130039	Smooth plaster along base of wall	3
130	130040	Scar separating 130026 and 130039 ( horizontal along base of wall)	3
130	130041	Square cut in 130026 at E end of wall	6
130	130042	Pale grey cement infill of 130041 (also includes N-S roof member)	6
130	130043	Scraps of red paint on 130039	3
130	130044	Main W wall of room (E side of E gable to C062	2
130	130045	Lower projecting masonry along base of 130044	2
130	130046	Socket in S end of 130044	2
130	130047	Infill of 130046	2
130	130048	Cut in S end of 130044/130045/130054	3
130	130049	Cut in top of 130044	3
130	130050	Cut in N end of 130044,130045,130055	3
130	130051	Poss. socket towards N end of 130044	2
130	130052	Infill of 130051	2
130	130053	Harling over 130044, 130047, 130052	3
130	130054	Well line running W from S end of 130044, 130045	2
130	130055	Wall line running W from N end of 130045	2
130	130056	Wall line running W to N of 130055	2
130	130057	Wall line running N from W end of 130056	2
130	130058	N-S wall, running N from 130058	3
130	130059	Modern (period 6) wall on top of 130058 built between beams	6
131	131001	E wall, main build	3
131	131002	E wall, recessed addition above S end of 131001	3
131	131003	E wall recessed addition above S end of 131001	3
131	131004	Fireplace aperture in 131001	4
131	131005	Cut for insection of 131004	4
131	131006	Infill of 131005	4
131	131007	Brick blocking to 131004	5
131	131008	Cut near N end of 131001	7
131	131009	Cable fed through 131008	4
131	131010	Plate over 131001, 131016	4
131	131011	Red and black paint over 131010	3
131	131012	Wall paper over 131013 (at least 6 wall papers)	4
131	131013	Yellow paint over 131011	4
131	131014	Black paint strip along inner edge of lintel and margin of 131001	4

C. No.	F. No.	Description	Period
131	131015	Crack above 131005	4
131	131016	S wall, E end	3
131	131017	Flue within 131016	3
131	131018	Hole smashed through 131016, 131017	3
131	131019	S wall, central section	3
131	131020	S wall, pillar built against 131021	3
131	131021	W wall of room	1 & 2
131	131022	Corbel at N end of 131021	1 & 2
131	131023	Damage to 131022	3
131	131024	Corbel to S of 131022	1 & 2
131	131025	Damage to 131024	3
131	131026	Wash cause above 131022, 131024	1 & 2
131	131027	Damage to N end of 131026	3
131	131028	Damage to S end of 131026	3
131	131029	Scraps of rough plaster of 131021	
131	131030	Finer plaster over 131029	6
131	131031	Scar at S end of 131030	4
131	131032	Plaster to S of 131031	4
131	131033	Aperture (top of) near S end of 131021	1 to 2
131	131034	Cut (empty) above relieving arch of 131033	4
131	131035	Cut (empty) below relieving arch of 131033	4
131	131036	Quoins at S end of 131021	3 to 6
131	131037	Damage to S end of 131036	3
131	131038	Walling built against the S face of 131036	6
131	131039	Cut in top of 131036	6
131	131040	Pale grey cement infill of 131041	6
131	131041	Cut to N of 131039	6
131	131042	Pale grey cement of 131041	6
131	131043	Dressed stone above S end of 131026	1 & 2
131	131044	Cut at apex of wall, for roof beam	3
131	131045	Cut near N end of top of wall (above 131026)	3
131	131046	Stone and handmaid brick infill of 131045	3
131	131047	Cut near base of N end of wall	7
131	131048	Pale grey cement pipe and infill of 131047	7
131	131049	Cut to S of 131047	4 or earlier
131	131050	Nibble infill of 131049 (runs behind 131030)	4 or earlier
131	131051	Pale grey paint over 131030 (multiple paints behind this not numbered)	4
131	131052	Lime wash (?) over 131032	