

? No copy of notes for C-4.

BOOTS GARAGE : AREA A

15 C-4 notes

59 sherds, joins with A 1, 36, 129A, 165.

Mixed group of material including Nottingham fine sandy splashed ware, Nottingham sandy splashed ware, Nottingham light-bodied green glazed ware, Nottingham reduced green glazed ware,.

Possible date, later 13thc for the later material. Majority of pottery dates to the 13thc, more to the second half, or possibly early 14thc.

Sherds, 59, Wght., 600gm, Est. Vessels,

W10 body joins A 1, 129A, 165, 36

b/s - 2

F16 Jar rim B.G. 204

Bowl rim B.G. 242

b/s - 1

W9 cook pot base B.G. 293

b/s - 3

W11 Base B.G. 284

b/s - 10 B.G. 317

F32 b/s - 3

W13(F13) Handle B.G. 115

b/s - 4

W6 b/s - 3

W5 b/s - 1

W12 b/s - 1

W13/14 b/s - 2

W14 b/s - 15

W13 b/s - 2

F153 b/s - 1

Misc b/s - 1

W17 Collared vessel rim B.G. 20

BOOTS GARAGE: AREA A

111

122

40 sherds, including 11 possible Torksey waresherds, and 5 Stamfordwaresherds. Other wares include Reduced sandy ware, Fine shelly ware, a few sherds of Nottingham sandy splashed ware, and more of Nottingham fine sandy splashed ware, including a rim, B.G. 149. Difficult to date, may be 12thc, earlier rather than later?

Sherds, 40, Wght., 310gm, Est Vessels,
W11(F16) Rim B.G. 149
W11 b/s _ 5
W26? Bowl rim B.G. 268
W6 b/s - 4
W10(F32) -1
W40 b/s- 1
W12 b/s -6
W9/10 b/s -2
W39 b/s -1
Misc b/s -1
W26 b/s -10
W17 b/s -4 B.G. 308, . . .
W30 b/s B.G. 309.

1.

Joins with A 49,

Large amount of material including fine sandy splashed ware, sandy splashed ware, sandy, light-bodied mottled green glazed ware (c.1230-70+), light-bodied green glazed ware (2nd 1/2 13thc) coarse orange sandy ware (c1250 to late 13thc on rims), reduced sandy ware (c1060-1125), coarse pink sandy ware (c.1230+) and one or ^{two} sherds of late medieval light-bodied gritty ware (? later 14thc/15thc). Also Stamford ware. The majority of the material is late 13thc or earlier. There are a few sherds which may date to the 14thc and one or two which may even be late 14th/15thc in date.

Post-Medieval.

Inlcudes Nottingham stoneware, Midland Yellow, Midland black, light-bodied, red slipped black/brown glazed ware (?18thc, Staffs), Red-bodied black glazed wares, Agate ware, Staffordshire press moulded and embossed plates, (slipware). Suggested date first half 18thc, possibly earlier rather than later in period

Sherds, 545 Wght., 5635gm Est. Vessels,

-NB 245/87 JN
may be odd e...
start
? 5/6

P.M. Nott. stoneware rim

P.M. Midland yellow rim

b/s 1

P.M. Cistercian? Rim

b/s -1

P.M. Light-bodied/red slipped rim

Rim

base

base

b/s -1

P.M. Black glazed rim

base

b/s -13

P.M. Midland black? base

P.M. Agate ware b/s -2

P.M. Slipware b/s -4

Medieval

P.T.O.

Medieval

W9 Cook pot base B.G. 306 joins B 124

- Cook pot rim B.G. 294
- Cook pot rim B.G. 295
- Cook pot rim B.G. 297
- Cook pot rim frag
- Cook pot rim B.G.234 joins A 49
- Cook pot base B.G. 298
- b/s -21

W10 jug b/s -1

- jug rim/handle B.G. 228
- Bowl rim (F16) B.G. 313 joins B & 236
- Bowl rim B.G. 231
- Jug rim B.G.235
- Bowl rim(F16) B.G. 236
- Jug rim B.G. 281
- Base (F16) B.G. 172
- Base B.G. 239
- Base (F16) B.G. 258
- Base B.G. 260
- Base B.G. 269
- Base (F16) B.G. 278
- Base (F16) frag
- Base frag
- Base frag.
- Handle (F16) B.G. 229
- Handle B.G.232
- Handle B.G. 233
- Handle (F16) frag B.G. 315
- b/s - 68 (F16 - 24)

W11 Jug rim B.G. 167

- Bowl rim B.G. 129
- Jug rim B.G. 153
- Handle B.G. 162
- Rim B.G. 169
- Bowl rim B.G. 238
- Lamp rim B.G. 318

Dur Bowl rim B.G.277

- Bowl rim frag
- Bowl rim B.G 174
- Bowl rim B.G. 184
- base B.G. 154

W11 continued

- base B.G. 161
- Base B.G. 257
- Base B.G. 258
- Base B.G. 175
- base frag
- Spout B.G. 187 B.G. 168 NWD.
- b/s -123+3 B.G. 317 - joins A (36) A (15)

W39 Cook pot rim B.G. 296

- Handle B.G. 124
- Jug rim B.G. 186
- Base B.G. 299
- b/s - 7

W12 Cook pot rim B.G. 59

- Bowl ? rim B.G. 74
- Cook pot rim B.G. 76
- ~~Cook pot rim B.G. 74~~
- Rim B.G. 230
- Base B.G. 60
- Base B.G. 246
- b/s - 12

W40(F63)

- Cook pot rim B.G. ⁶⁴ 7373
- Cook pot rim B.G. 75

W13(F13/36) Jug rim B.G. 121

- Jug rim B.G. 123
- Jug rim B.G. 125
- Jar rim B.G. 264

Base ^{see above} (Jug rim B.G. 186)

- Base B.G. 122
- b/s -21

W13. Handle B.G. 120

- Base B.G. 119
- b/s - 85, B.G. 114, B.G. 127

W21 vessel rim B.G. 151

- Base frag
- b/s - 1

W14 Jug rim B.G. 320

- b/s-20

W5 Base B.G. 85

- b/s -9

W2/3 - Base B.G. 225

BOOTS GARAGE AREA A
CONTINUED A 1 SUMMARY.

W24 ; Base B.G. 217

b/s -2

W8/10 Base B.G. 260

b/s -2

W3 b/s - 2

W6 b/s -15

W2 b/s -1

F153 b/s -3

W17 Collared vessel rim B.G. 36

Cook pot rim B.G. 54

Bowl rim B.G. 56

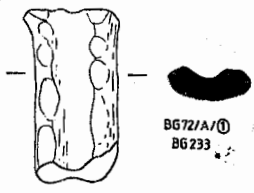
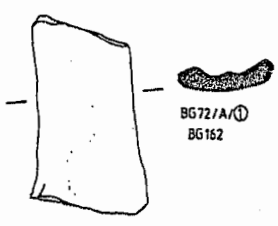
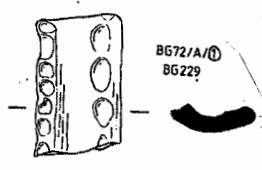
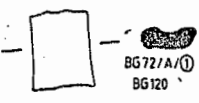
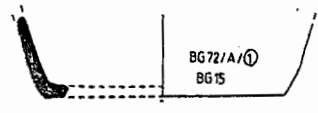
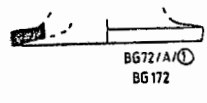
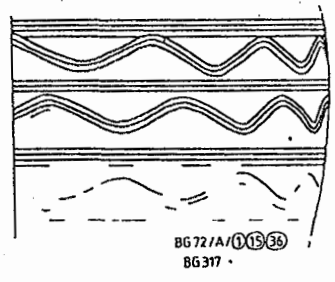
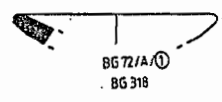

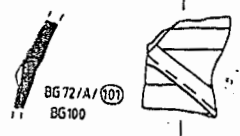
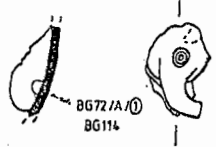
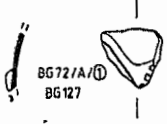
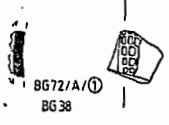
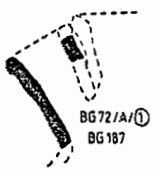
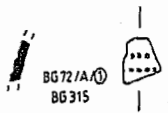
Handle/rim B.G. 55

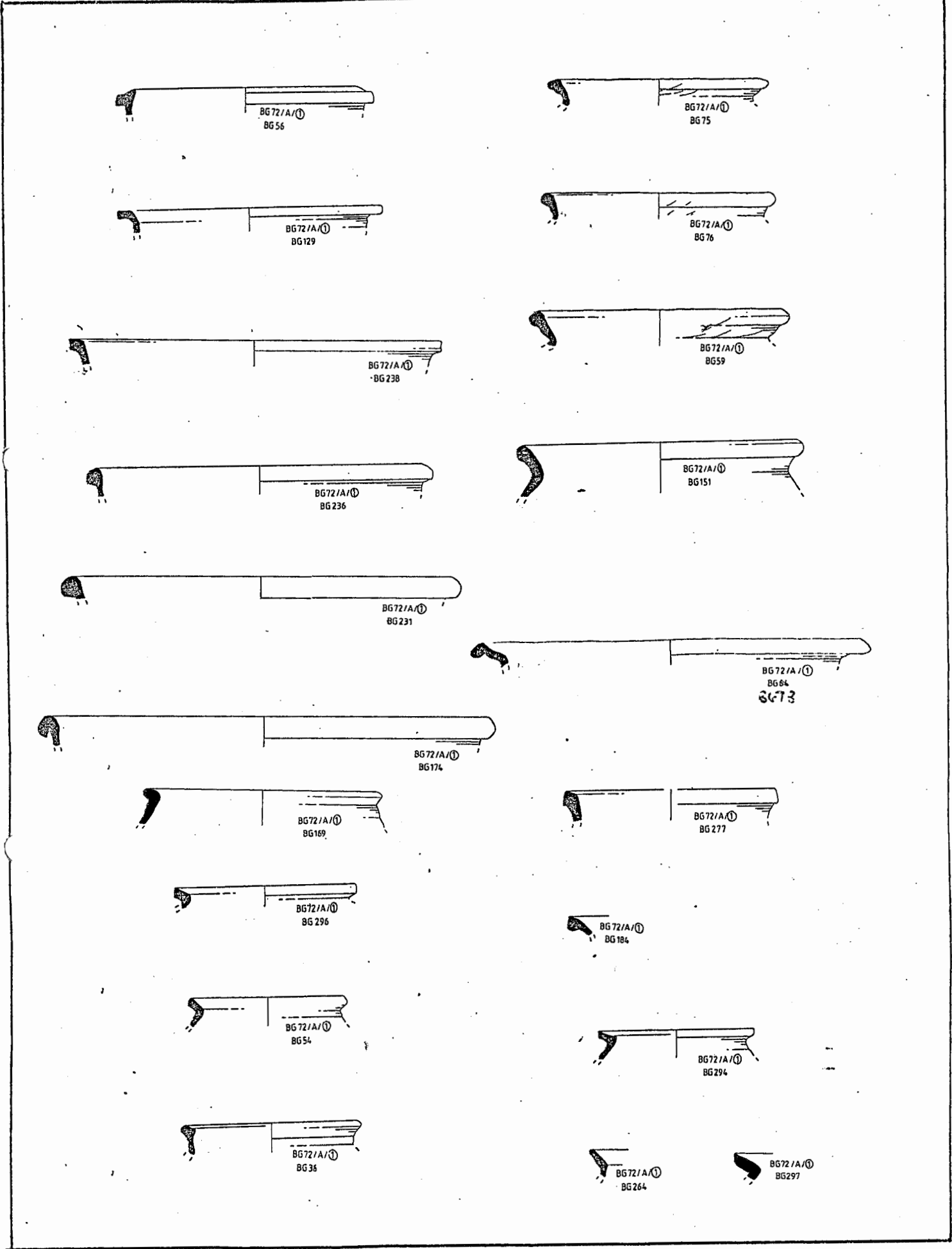
b/s -39

W18 Deoc b/s -B.G. 38

W26 b/s -4

what about intumed jugum BG 126 ?
Prob. W13





Boots Garage

BOOTS GARAGE: AREA A

3A

Post-medieval

4 sherds, two Midland black vessels, one trailed slipware plate, and a possible Midland yellow or later ware. Possible date later 17thc on basis of sliptrailed plate

Medieval.

7 medieval sherds including 3 fine sandy splashed ware sherds (c.1100-80) one coarse shelly ware (2nd $\frac{1}{2}$ 13thc+) 2 light-bodied green glazed sherds (2nd $\frac{1}{2}$ 13thc) and reduced green glazed sherd (14thc)

Sherds, 11 Wght., 265g EST. Vessels, 11

P.M. Midland Black cup rim -
base-

P.M. Slipware plate base.

P.M. ?Midland yellow b/s

W5 b/s -1

W14 b/s -1

W11 b/s-3

W13 b/s-2

BOOTS GARAGE: AREA A

7

Joins with A66, A 19 medieval, f

Post-medieval.

31 sherds of post-medieval pottery, max. vessels 28. The pottery includes press-moulded slipware, Nottingham stoneware, Red-bodied black glazed earthenware, Tin glazed vessels, White saltglazed stone ware, Elers type, ware Midland Purple, Midland black, Transfer printed plate and Midland Yellow ware. Majority of material 18thc, latest sherd transfer printed (1780 to 19th), Quite a lot of the pottery may fall within the first half of the 18thc in date, with a few sherds which may be 19thc in date.

Medieval.

Quite a large amount of medieval pottery from this context. The pottery would appear fairly mixed in date and includes one Roman greyware vessel, a Turksey ware sherd, and four sherds of Stamford ware. There is one sherd of reduced sandy ware (2nd $\frac{1}{2}$ 11thc+) the odd sherd of 12thc fine shelly, and a small amount of fine sandy splashed ware (c.1100-80). There is a moderate quantity of sandy splashed ware, and a similar amount of light-bodied green glazed sherds (second half 13thc) There are two 14thc reduced green glazed sherds. There are also one or two sherds of coarse shelly ware (2nd $\frac{1}{2}$ 13thc+) The sherd of Midland Purple in the post-medieval category could possibly date as early as the 15thc, although there can be no guarantee on this date. The majority of the sherds probably date to the 13thc.

Sherds, 98 Wght, 1620gm Est. Vessels, ←

P.M. Slipware rims - 4

P.M. Nott. Stoneware Rim(plate/dish) -1

b/s -4

P.M. Black-glazed Rims- 5

b/s-3

P.M. Misc Rim -1

P.M. Tin glazed Rim-1

Base-2

P.M. White salt-glazed stoneware Base -1

P.M. Elersware?(redware) Base-1

P.M. Midlands^D lack Base -2

P.M. Midland Purple b/s -1

P.M. Transfer print b/s-1

P.M. Midlands Yellow b/s-1

Light-bodied, red-slipped b/s-2

Medieval.

✓ W12 C.P. Rim B.G. 69

W9/10 Jar Rim B.G. 272 joins A 66

✓ W10 C.P. Rim -B.G. 251

B/s -9 (most F16, F66)

✓ W14 Jug rim - B.G. 111

b/s - 4

✓ W13/14 (F14/47) Jug rim - B.G. 316

W13 b/s - 10

W13 (F13/36) b/s -7 (3 sherds odd see note)

W11 (see also W10) Base -B.G. 178

b/s - 5

W6 b/s -1

W5 b/s - 3

W19 b/s - 1

W9 b/s- 1

W8 b/s -2

W26 Rim -B.G. 4

W17 Base (frag only)

b/s -3

BOOTS GARAGE: AREA A

8

26 sherds of medieval pottery including one tiny fragment of fine sandy splashed ware (c.1100-80), a part profile of a late sandy splashed ware jug, a late splashed ware jug rim, and a second sandy splashed ware base. There are also one or two sherds of coarse shelly ware (2nd $\frac{1}{2}$ 13thc+) and one or two examples of early sandy cream green glazed vessels and light-bodied green glazed jugs (c.1230-70, and 1250-1300 respectively) There is a developed Stamford ware sherd with incised horizontal lines, as well as 2 sherds of Stamford ware which may date to the later 11th or 12thc. As sandy splashed ware is the largest ware type it probable that a date around the middle of the 13thc may be likely, ?c. 1230-70

Sherds, 26 Wght., 670gm Est. Vessels, 14

W10 Part profile jug - B.G. 253

Jug rim -B.G. 244

Base - B.G. (frag only)

b/s - 1

W13 (F13) Jug handle -B.G. 104

W13 b/s -3

W5 b/s- 2

W14(F100?) -b/s- 1

W11 - b/s-1

W9/10- b/s-4

W17 b/s- 2

W18 b/s -1 - B.G. 37

FOUR GARAGE: AREA A

9.

Relatively there appears to quite a high percentage of Stamford ware from this deposit (11 sherds out of total of 32) The fabrics could probably date over a wide period, although some sherds are no later than the second half of the 11thc or 12thc. There is single early shelly ware vessele (10thc), one reduced sandy ware sherd with glaze on it (2nd $\frac{1}{2}$ 11th/early 12thc), 5 fine sandy splashed ware sherds, as well as a lamp rim which may be 12thc rather than 13thc in date. Sandy splashed ware had examples of a base and a thumbled jug handle. There was a coarse orange sandy ware rim (c.1250-70) aswell as one or two body sherds in this ware. Light-bodied (sandy) green glazed sherds included a slightly inturned jug rim, and there was a single fragment of an iron-rich, sandy jug. The few light-bodied green glazed and related sherds may indicate that deposit may date to c. 1280-70??.

Sherds, 32 Wght., 600gm Est. Vessels, 23

W11(F32) lamp - B.G. 215

b/s - 5

W13 Jug rim - B.G. 99

b/s - 1

W9 Cook pot rim - B.G. 289

b/s - 3

W10 Base - frag.

Handle - B.G. 241

W2 b/s - 1

W5 b/s - 1

W12 b/s - 1

W15(F35) b/s - 1

W17 Base - B.G. 28

b/s- 11,

BOOTS GARGE: AREA A

9A

Only four sherds of Stamford ware (see A9 large number of Stamford sherds from this deposit) The Stamford ware sherds probably date to 11th/12thc

Sherds, 4 Wght., 30gm Est. Vessels, 4

W17 b/s -4

BOOTS GARAGE: AREA A

10.

Only 9 sherds from this deposit. These include one sherd of reduced sandy ware (2nd $\frac{1}{2}$ 11th/early 12thc) a sherd of fine shelly ware, 12thc, ~~two~~ coarse shelly ware (2nd $\frac{1}{2}$ 13thc+), one fine sandy splashed ware c1100-80, one splashed ware rounded bowl rim ('late 12thc/early 13thc?) ~~two~~ light-bodied green glazed jug sherds (2nd $\frac{1}{2}$ 13thc) and one sandy, light-bodied mottled green glazed jug handle (c.1230-70+).
Date range of deposit 12th to second half of 13thc

Sherds, 9 Wght. 190gm Est. Vessels, 8

W10 bowl rim B.G. 142

W13 (F13) Handle B.G. 96

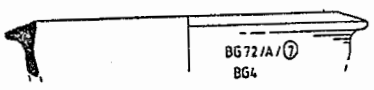
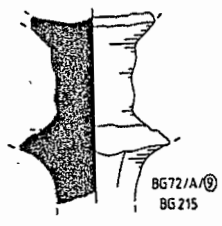
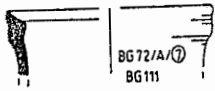
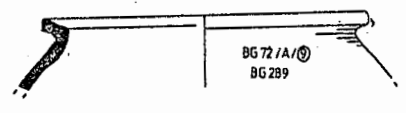
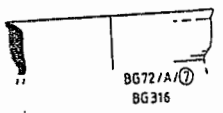
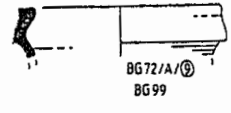
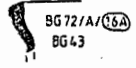

W13 b/s - 2

W6 b/s - 1

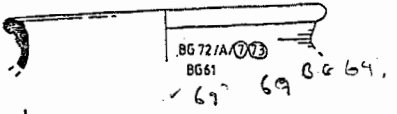
W5 b/s - 2

W12 b/s - 1

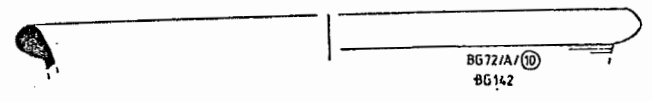
W11 b/s - 1



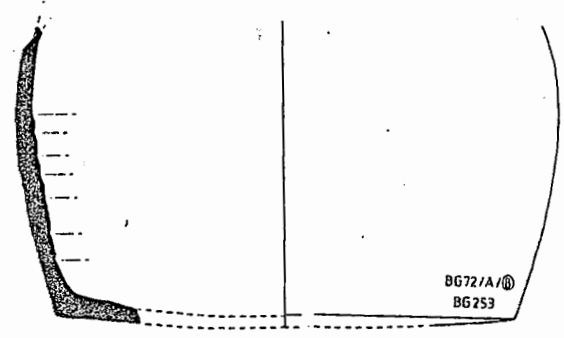
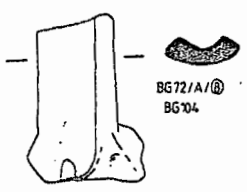
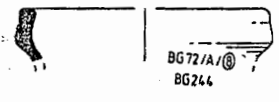
B.G. 241 - Handle missing
Nsk with drawing.



B.G. A 7 - B.G. 272
see A 6b



B.G. 96 - HANDLE MISSING NW1



ROOTS GARAGE: AREA A

11

19 sherds, with a large number of vessels, these include one Stamford ware collared vessel rim, which may be 12thc in date, one or two sherds of fine sandy splashed ware (c.1100-80), slightly more sherds of sandy splashed ware (c. 1180-1230/50) a small number of light-bodied green glazed sherds (2nd $\frac{1}{2}$ 13thc) and a single late medieval light-bodied gritty ware sherd which may be later 14th or 15thc in date. The deposit appears to contain pottery of a wide date range, the majority of which is either of 12th or 13thc date.

Sherds, 19 Wght., 255gm Est. Vessels, 14
W10 (F66) Bowl rim B.G. 163
 b/s - 7 B.G. 194
W11 b/s - 4
W24 b/s - 2
W13(14) b/s - 4
W15(F35) b/s - 1
W17 Collared vessel rim? B.G. 23.

BOOTS GARAGE: AREA A

12

Quite a lot of pottery from this deposit, although there appears to a relatively large number of vessels represented. These include one or two sherds of Stamford ware, ^{some} fine sandy splashed ware vessels, (c.1100-80) some sandy splashed ware vessels (c.1180-1230/50). light-bodied green glazed jug sherds (second $\frac{1}{2}$ 13thc), coarse Orange and pink sandy ware vessels (mid 13thc+), etc. It is possible that the date of the deposit may be in the range c.1230-70, however there are one or two sherds which could be later in date, and many of the wares do have fairly long periods of use. Probable that one or two of the sherds may be late 12thc+ in date .

(Sherds, 59 Wght., 700gm Est. Vessels, 36

W9 Cook pot rim - B.G. 291

b/s - 2

W21 Cook pot rim B.G. 220

W10 Jug rim B.G. 207

base B.G. 209

base B.G. 208

b/s - 12 (plus 9 F27/32)

W13 Base B.G. 117

b/s - 2

W13 (F13,36) Base B.G. 118

b/s - 1

W11 Base B.G. 130

Base B.G. 285

b/s -9 (and see above)

W5 b/s -3

W14 b/s - 3

W39 b/s - 5

W17 Bowl rim B.G.34

b/s -2

W31 b/s -1

?24,

BOATS GARAGE: AREA A

13.

Only three post-medieval sherds including late whiteware vessel (?19thc),
and two willow pattern vessels (c.1780+, but likely 19thc),

Sherds, 3 Wght., 20gm Est. Vessels, 3

P.M. Whiteware rim

P.M. Transfer print b/s -2

BOOTS GARAGE: AREA A

14.

29 sherds ^{are} of which 3 Stamford ware vessels these are a wide-mouthed bowl rim, a cooking pot rim, and a possible spouted pitcher handle. The cooking pot rim may be pre-Conquest in date, the bowl may be late 11th or first $\frac{1}{2}$ of the 12thc, and the spouted pitcher handle is uncertain. There is only one rim of fine shelly ware from the deposit, the rest of the pottery are all body sherds. There is one possible Derbyshire ware jar, moderate amounts of fine sandy splashed ware (c.1100-80), ^{but} less sandy splashed ware (c.1180-1230/50), one pink sandy ware cook pot (c.11230-70?) a coarse shelly ware sherd (2nd $\frac{1}{4}$ 13thc+) and a green glazed jug fragment which could be late 13th or 14thc in date. There are one or two light-bodied green glazed sherds (either c.1230-70, and second $\frac{1}{2}$ 13thc). There is a tiny fragment of possible late medieval light-bodied gritty ware which may be 14th/15thc in date. The date range of the deposit (except the Stamford ware) is 12th to 13thc with a tiny fragment of a possible late medieval ware.

Sherds, 29 Wght., 360gm Est. Vessels,

W6 Cook pot rim B.G. 88

b/s - 2

W50 b/s - 1

W5 b/s -1

W10 b/s -4

W14 b/s -1

W11 b/s - 8

W39 b/s -1

W24(?W13) b/s -1

W13 b/s -1

W13 (F13) b/s -1

W9/10 b/s -2

W31 (F136) b/s -1

W17 Bowl rim B.G. 40

Cook pot rim B.G. 29

Handle B.G. 16

BOOTS GARAGE : AREA A

15

59 sherds, joins with A 1, 36,129A,165.

Mixed group of material including Nottingham fine sandy splashed ware, Nottingham sandy splashed ware, Nottingham light-bodied green glazed ware, Nottingham reduced green glazed ware .

Possible date, later 13thc for the later material. Majority of pottery dates to the 13thc, more to the second half, or possibly early 14thc.

Sherds, 59, Wght., 600gm, Est. Vessels,

W10 body joins A 1,129A,165,36

b/s - 2

F16 Jar rim B.G. 204

Bowl rim B.G. 242

b/s -1

W9 cook pot base B.G. 293

b/s -3

W11 Base B.G. 284

b/s - 10 B.G.317

F32 b/s -3

W13(F13) Handle B.G.115

b/s - 4

W6 b/s -3

W5 b/s -1

W12 b/s - 1

W13/14 b/s -2

W14 b/s -15

W13 b/s -2

F153 b/s -1

Misc b/s -1

W17 Collared vessel rim B.G. 20

BOOTS GABAGE: AREA A

15A

9 sherds of which the majority of sherds could be of 12thc date. Fine sandy splashed ware is the most common ware with one sherd of fine shelly ware (12thc) and a light-bodied green glazed jug base (2nd $\frac{1}{2}$ 13thc). It is possible that one or two of the splashed ware sherds could be 13thc in date, but a later 12thc may be more likely.

Sherds, 9 Wgt., 140gm Est. Vessels, 9
W11 Base Frag
 Base B.G. 185
 Base frag
 b/s -1
W13 Base B.G. 226
W6 b/s - 1
W10(11) b/s - 3

BO. TS GARAGE: AREA A

16.

17 sherds of which 7 are Stamford ware, possibly of a later 11th/12thc date?. There is one sherd of Yorksey ware,, one sherd of fine shelly ware, and four possible splashed ware vessels, which may be late 12th/early 13thc in date (only impression, not firm arguement). Possible date 12thc

Sherds, 17 Wght., 130gEst. Vessels, 9

W10 (F16) Bowl rim B.G. 152

b/s - 7 (F16, 52, ?)

W6 b/s - 1

W17 Base B.G. 57

b/s - 6

W26 - b/s -1

BOOTS GARAGE: AREA A

16A

16 sherds of which 12 are Stamford ware, most of which are small body sherds. The majority of the sherds are fabrics which probably date in ^{the} period 11th/12thc, and may possibly be post-Conquest on the basis of evidence from other Nottingham sites such as D.H. The rest of the sherds ^{consist of} fine shelly ware vessel, and two coarse orange and pink sandy ware vessels which could possibly date to the 2nd $\frac{1}{2}$ of the 13thc. The evidence from this deposit appears conflicting, and will probably be worthy of further examination

Sherds, 16 Wght., 150gm Est. Vessels, 12

W6 b/s - 2

W9/10 b/s -1

W39 b/s -1

W17 Rim B.G. 43

Base B.G. 44

Base frag

b/s - 8

BOOTS GARAGE: AREA A

18.

There were nearly 90 sherds from this deposit. With the possible exception of an odd sherd which may be 14thc the latest material from A 18 is second half or late 13thc in date.

The wares represented from this deposit include 8 sherds of Stamford ware only one of which is identifiable as a spout from a probable spouted pitcher. The sherds are probably mostly 11th/12thc in date. There is a small amount of fine sandy splashed ware, some sandy splashed ware, larger amounts of coarse pink (and orange ^{sandy} kitchen wares, as well as sandy, light-bodied mottled green glazed jugs (c.1230-70+), light-bodied green glazed jug sherds (second $\frac{1}{2}$ 13thc+) the odd sherd of coarse shelly ware (c.1230+) as well as one or two sherds which may possibly be late 13th or early 14thc in date. The majority of the pottery appears to date to the second $\frac{1}{2}$ of the 13thc although earlier material is also represented. The later material from the deposit probably dates to the later 13thc.

Sherds, 86 Wght., 905g Est. Vessels, 56

W11/10 Cook pot rim B.G. 257

b/s -

W9 Cook pot rim B.G. 301

Base B.G. 218

Base B.G. 300

b/s - 7

W8 Base frag

W10 Base B.G. 268

b/s -12

W11 b/s -7

W39 (f36) b/s -6 B.G. 153

W39 Cook pot rim B.G. 302

b/s -1

W15 b/s -2

W5 Cook pot rim B.G. 83

b/s -8

W12 (F53) Lamp rim B.G. 256

W13 b/s -20

W13(F13) b/s -2

W14 b/s -3

W13/14 B/s -4

W17 Spout B.G. 27

b/s -5

BOOTS GARAGE: AREA A

19.

Only 5 sherds which include one Stamford ware sherd(c1060-1250), two late sandy splashed ware jug fragments, and two sherds of light-bodied green glazed ware one of which joins with A7. Probable date second $\frac{1}{2}$ 13thc, possibly earlier than later in period.

Sherds, 5 Wght, 45gm Est. Vessels, 5

W13/14 b/s -1

W13 (F 13) b/s -1 joins A 7

W10 b/s - 2

W17 b/s -1

ROOTS GARAGE: AREA A

20_e

Only 5 sherds two Stamford ware sherds, ^{one} of which may be relatively early in date. The rest of sherds are a reduced sandy ware vessel with spots of splashed glaze, and a possible 12thc fine sandy splashed ware vessel. Possible date first $\frac{1}{2}$ 12thc?

Sherds, 5 Wght, 55gm Est. Vessels, 5

W12 b/s -2

W10 (F66) b/s -1

W17 Rim B.G. 25

b/s -1

BOOTS GARAGE: AREA A

21.

7 sherds including one fine fine sandy splashed ware sherd (12thc);
two coarse shelly ware sherds (2nd $\frac{1}{2}$ 13thc+), one coarse orange sandy
ware sherd (mid 13thc+; could be second $\frac{1}{2}$) one *inturned jug* rim (
? late 12thc ^{for $\frac{1}{2}$ 13thc}) splashed ware, one light-bodied green glazed jug fragment
(2nd $\frac{1}{2}$ 13thc) and a cooking pot which may be 14thc in date

Sherds, 7 Wght., 65gm Est. Vessels, 7

W10 (F16) Jug rim B.G. 254

W5 b/s -2

W11 b/s -1

W9 b/s -1

W13 b/s -1

W24 b/s -1

BOOTS GARAGE: AREA A

22

19 sherds 11 of which are Stamford ware. The Stamford ware appears to have ^{the} potential for ^{wide} ^{in terms} 10th-12thc. date range of fabrics occurring, ^{but} unfortunately all body sherds. ^{Other fabrics include} One fine shelly ware sherd (probably 12thc) a coarse shelly ware sherd (2nd $\frac{1}{2}$ 13thc) possible ?reduced sandy ware sherd (will re-check if important), Fine sandy splashed ware bowl rim (c.1100-80), sandy splashed ware base (c.1180-1250), ^{and a} jar fragment ^{of uncertain} date [^] plus a sandy light-bodied probable mottled green glazed sherd c.1230-70+

Sherds, 19 Wght., 165gm Est. Vessels, 19

W11 Rim B.G. 131

W10 Base B.G. 263

W6 b/s -1

W9/10 b/s -1

W31 (W10) b/s -1 ??

W17 b/s -11

W5 b/s -1

W13 (F13) b/s -1

W12(?) b/s -1

BOOTS GARAGE: AREA A

23.

Joining sherds A48, A 123A same vessel fine sandy splashed ware jug base.

9 of the 16 sherds from this deposit are Stamford ware. Unfortunately they are all body sherds, however fabric B is the most common suggesting a second half of the 11th or 12thc date for some of the sherds. The rest of the material includes a fine sandy splashed ware jug (see joining sherds (c1125/40-80), a fine shelly ware vessel (probably 12thc), a sandy splashed ware jug (c.1180-1250), a sandy cook pot (?c1200-50???) and two green glazed jug fragments which could be late 13thc in date (less likely 14thc??)

Sherds, 16 Wght., 140g Est. Vessels, 13

W11 Jug base B.G* 192, joins A 48, 123A

W6 b/s -2

W14 b/s - 2

W10 b/s -1

W9/10 b/s -1

W17 b/s - 8

BOOTS GARAGE: AREA A

234

(6 sherds)

4 Stamford ware sherds, (11th/12thc), and fine sandy splashed ware,
ware which may date to c.1140-80?

Sherds, 10 Wght., 130g Est. Vessels, 7

W11 Bowl rim B.G. 135

b/s - 2 (F16)

Jug rim B.G. 276

W17 b/s - 4

BOOTS GARAGE: AREA A

24.

Post-medieval.

Includes red-bodied blacked glazed vessels, press-moulded slipware, mottled ware, Nottingham stoneware, Tin glazed vessel and one green glazed sherd which may be later date. Rest of material may date to the first half 18thc

Medieval.

6 sherds including one fine sandy splashed ware vessel (cl100-80), two second half of the 13thc light-bodied green glazed sherds, two reduced green glazed sherds which may be 14thc or one possibly later 13thc in date, and finally a late medieval light-bodied gritty ware sherd which may be late 14thc or 15thc in date.

Sherds, 44 Wght., 1380g Est. Vessels, 28
(38 P.M.)

Medieval

W11 Base B.G. 307

W13 Base B.G. 113

b/s -1

W14 b/s -2

W24 b/s -1

Post-medieval

Black glazed Vessel

Rims -4

base -1

b/s -8

Misc base

White bodied red slipped b/s -1

Slipware rim

Mottled ware Rim

Rim

Rim

Base

b/s -4

Nott stoneware Base

Base

Base

b/s -3

BOOTS GRAVE: AREA 1

25. One sherd light-bodied green glazed ware, date later 18thc 1270+

Sherds, 1 Wght., 5gm Est. Vessels, 1

W13 b/s -1

BOOTS GARAGE: AREA A

26.

One sherd of light-bodied green glazed jug, second half 13thc,

Sherds, 1 Wght., 5gm Est. Vessels, 1
W13 b/s -1

BOOTS GARAGE: AREA A

28.

One sherd light-bodied green glazed jug, second half 13thc, ?? late 13thc

Sherds, 1 Wght., 20gm Est. Vessels, 1
W13 b/s -1

ROOTS GARAGE: AREA A

31.

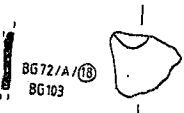
Only 5 sherds from maximum of three vessels, these are a fine shelly ware 12th century cooking pot rim, a fine sandy splashed ware vessel (c.1100-80) and a Torksey ware cooking pot rim (which is more likely to be pre-Conquest in date?)

Sherds, 5 Wght., 45gm Est. Vessels, 3

W6 Cook pot rim B.G. 93

W11 b/s -1

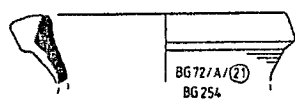
W26 Rim B.G. 5




BG 72/A/18
BG 103



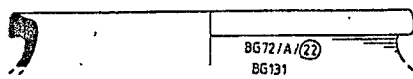
BG 72/A/18
BG 77



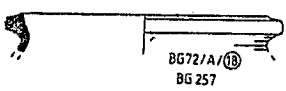
BG 72/A/21
BG 254



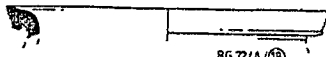
BG 72/A/23
BG 216



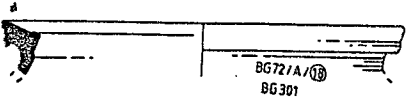
BG 72/A/22
BG 131



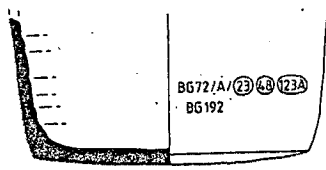
BG 72/A/18
BG 257



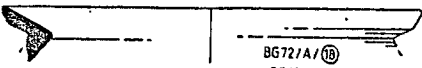
BG 72/A/18
BG 302



BG 72/A/18
BG 301




BG 72/A/23
BG 192



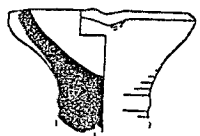
BG 72/A/18
BG 83



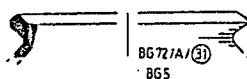
BG 72/A/23A
BG 276



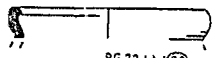
BG 72/A/23A
14G135



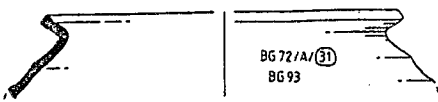
BG 72/A/18
BG 199
136256



BG 72/A/31
BG 65



BG 72/A/20
BG 25



BG 72/A/31
BG 93

Boots Garage

BOOTS GARAGE: AREA A

32.

Post-medieval.

one Midland yellow plate/dish, 16th/17thc

Medieval.

7 sherds consisting of one sherd of Stamford ware (10th-12thc), one reduced sandy ware vessel (2 sherds) 2nd $\frac{1}{2}$ 11thc/early 12thc, and four sherds which are probably from fine sandy splashed ware vessels, including a jug rim (B.G. 141), c. 1140-80 on basis of jug rim, could be just up to mid 12thc date as jug rim likely, ^{an} early type.

Sherds, 8 Wght., 85gm Est. Vessels, 7

P.M. Midland Yellow b/s -1

W11 Jug rim B.G. 141

b/s 2

W12 b/s -2

W8 b/s -1

W17 b/s -1

BOOTS GARAGE AREA A

33_

MICACEOUS

Only 6 sherds consisting of micaceous orange sandy ware cook pot (12th/13thc??), fine sandy splashed ware (vc. 1100-80) and three sherds of light bodied green glazed jugs, second half of 13thc

1 body sherd Midland Yellow

Sherds, 6 Wght., 130gm Est. Vessels, 6

w8 base frag.

W11 b/s -1

W13 b/s -3

P.m. 1 b/s - Mid Yellow -

BOOTS GARAGE: AREA A

34.

Only 5 sherds from two vessels, one fine shelly ware cook pot (-12thc)
and one Stamford ware base which may have an 11th or 12thc date,

? possibly late 11th or first half 12thc date.

Sherds, 5 Wght., 40g Est. Vessels, 2

W6 b/s -4

W17 Base B.G. 17

BOOTS GARAGE: AREA A

36.

One vessel, late sandy splashed ware jug, joining sherds with A 1, 15,
129A, 165.

Nearly 90 sherds from this deposit of which most are body sherds. Wares include one Yorksey ware vessel, 7 sherds of Stamford ware including a collared vessel rim which may date to the later 11th/early 12thc. With the exception of a coarse pink sandy ware everted cooking pot rim (which may be the same as A 75) ^{+ one light-bodied green glazed sherd} all the material is splashed ware or related wares. These include one coarse shelly ware sherd (2nd $\frac{1}{2}$ 13thc+) fine shelly ware (12thc?), as well as one or two reduced sandy and reduced coarse sandy ware vessels (c.1060-1125?). The majority of the sherds appear to be of fine rather than sandy splashed ware. However the presence of some sandier fabrics may indicate a date which extends into the late 12th or early 13thc.

The majority of the pot is fine sandy splashed ware, with reasonable amounts of sandy splashed ware. One or two sherds may date to ^{the} second half of the 13thc. Possible date late 12th/early 13thc?? It is probable that there will need to be further detailed examination of this material, so suggested date may be modified.

Sherds, 87 Wght., 1425g Est. Vessels, 43

W10 part profile joins A 1, 15, 129A, 165

Cook pot B.G. 213 (F66)

Base B.G. 211

Handle B.G. 212

b/s -12

W10/11 F16 b/s -5 misc b/s -6

W12 Cook pot rim B.G. 63

b/s -2

W11 Rim B.G. 190

Base B.G. 148

Base B.G. 166

Base B.G. 189

b/s - 32 B.G. 317 joins A 1, cf A 15

Lamp rim B.G. 188

W39 (F131) Cook pot rim B.G. 252 cf A 75

W5 b/s -1

W6 b/s -2

P.T.O.

Continued

W9 b/s -3

W13 b/s -1

W9/10 b/s -1

W40 (F140) b/s -1

W21/50 (F141) b/s -1

W26 b/s x-1

W17 Rim B.G. 22

b/s -6

POITS GARAGE: AREA A

38

Post-medieval.

One sherd of Nottingham ~~stoneware~~ stoneware, 18thc, and one sherd of red-bodied black glazed earthenware. Probable 18thc date.

Medieval

6 sherds including ^c coarse pink sandy ware cook pot (c.1230-70+), fine sandy splashed ware (c.1100-80), coarse orange sandy ware (mid 13thc+) and late medieval light-bodied gritty ware (later 14th/15thc).

Sherds, 8 Wght., 135g Est. Vessels, 8

P.M. Black glaze b/s -1

P.M. nott stoneware b/s -1

W39 Base B.G.259

W11 b/s -1

W9 b/s -2

W24 b/s -2

BOOTS GARAGE: AREA A

40.

Small number of sherds (12) including ^Torksey ware (one vessel), fine sandy splashed ware, fine shelly ware, possible later 12thc splashed ware, ^{and} light-bodied green glazed ware which provides ^{the} latest date for ^{the} deposit, of ~~the~~ second half 13thc.

Sherds, 12 Wght. 205gm Est. Vessels, 10

W10(F16) Base B.G. 198

b/s -1

W6 b/s -1

W14 b/s -1

W11 b/s- 4 (+F32 b/s-1)

W13 b/s -2

W26 b/s -1

BOOTS GARGAE: AREA A

41.

Only one sherd of shelly ware, tiny fragment impossible to certain of date. Not 12thc but could be 10th/11th or 13thc+. Context probably give a better idea of date than the pottery.

Sherds, 1 Wght., 5gm Est. Vessels, 1
w2/5 b/s -1

FOOTS GARAGE: AREA A

43.

24 sherds, from a large number of vessels, the wares include one sherd of Stamford ware (10th-12thc), the only rim is an inturned sandy splashed ware jug, and ~~there is~~ one light-bodied green glazed sherd, (?intrusive)

There is One sherd of reduced sandy ware and a sherd of fine shelly ware. The majority of the sherds are fine sandy splashed ware and this may suggest that the date is late 12thc or early 13thc rather than any later in date.

Sherds, 24 Wght., 240 Est. Vessels, 18

W10 Jug rim B.G. 216

b/s -5 (F16-3)

W6 b/s -1

" 12 b/s -1

W8 b/s -1

W9 b/s -1

W14 b/s -1

W11 b/s -11

W2/5/6 b/s -1

W17 b/s -1

BOXTS GARAGE: AREA A.

47.

Only 8 sherds which include one sherd of fine sandy splashed ware (c.1100-80) and seven sherds from 5 vessels of Stamford ware, all of which could be second half of the 11th or 12thth in date, although this is based on fabrics rather than diagnostic sherds. Quite an interesting combination of wares.

Sherds, 8 Wght., 60gm Est. Vessels, 6

W11 Base B.G. 133

W17^base B.G. 34

b/s - 6

ROOTS GARAGE: AREA A

48.

Post-medieval.

Only ⁴sherd of red-bodied black glazed earthenware, no date, ?17th-19thc

Medieval.

Joining ¹sherds A23, 123A as fine sandy splashed ware jug (c.1140-80), one reduced sandy ware cooking pot rim (second half 11thc/early12thc), two fine sandy splashed ware vessels, (one probably later12thc), one coarse shelly ware cooking pot (2nd $\frac{1}{2}$ 13thc+) and one coarse pink sandy ware sherd, which is difficult to date in range c.1230-1400, but may be earlier rather than later in date. The majority of sherds from this feature are fine sandy splashed ware,

Sherds, 11 Wght., 200gm Est. Vessels, 7

P.M. Black glazed pancheon rim

W11 Jug Part profile B.G. 192 joins A 23 123A

Base B.G. 158

b/s -1

W12 Cook pot rim B.G. 72

W39 b/s -1

W5 b/s -1

BOOTS GARAGE: AREA A

49.

61 out of 88 sherds from this feature are Stamford ware. This high percentage of Stamford ware is very unusual for Nottingham sites, and this situation only occurs in pre-Conquest contexts, where Stamford ware is less dominant and in the second half of the 11thc defensive ditch fill from D.H. There are a number of Stamford ware rims from this deposit, which included both collared vessels (the majority, dating second half 11th-12thc) and a small number of cooking pots which may date to the 11thc. (Form 2/3 cooking pots are more common in the pre-Conquest period). There is one spouted pitcher rim which may be 10thc in form but the fabric is unusual for this ^{early date}. On balance the majority of the Stamford ware may be post- rather than pre-Conquest in date, although there is undoubtedly some earlier pottery as well (minority). This is an initial impression and may be subject to later revision. There is one ^{vessel} ~~one~~ ^{Torksey} ~~one~~ The rest of the pottery from the feature includes reduced sandy ware (second half 11th/early 12thc) coarse reduced sandy ware (date as reduced sandy ware), one fine shelly ware sherd, and a small number of fine sandy splashed ware sherds. The only anomaly is the presence of a coarse pink sandy ware rim sherd which may be an import or ^{is} possibly intrusive as it has some of the 13thc in its appearance. With the exception of some earlier sherds I would suggest that this may be a late 11th or early 12thc contexts. There are 12 sherds in the reduced sandy ware tradition and 11 sherds which probably belong within or are normally associated with fine sandy splashed ware. If this is so, a late 11th/early 12thc date could be suggested. The high percentage of Stamford ware in early collared vessel forms suggests a fairly early post-conquest date.

Suggested date: late 11th/early 12thc

Sherds, 88 Wght., 740gm Est. Vessels,
W39 (F131?odd) Rim B.G. 222
W12 Cook pot rim B.G. 68
b/s -9
W11 Base B.G. 144
Base frag
b/s -6
W6 b/s -1
W9 b/s -3 joins A 1

P.T.O.

Continued.

W40 (F63) b/s -2

W26(?) b/s -2

W17 Spouted pitcher rim B.G. 19

Collared vessel rim B.G. 45

Collared vessel rim B.G. 46

Collared vessel rim B.G. 47

Lamp?rim B.G. 48

Collared vessel rim B.G. 49

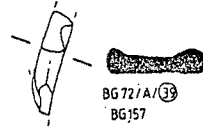
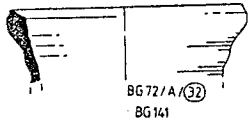
Cook pot rim B.G.50

Cook pot rim B.G. 51

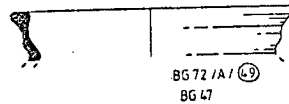
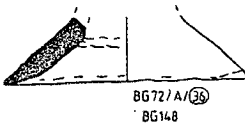
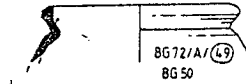
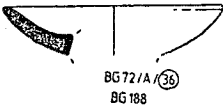
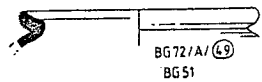
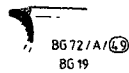
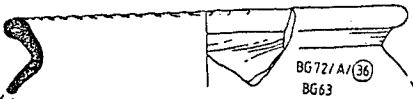
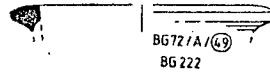
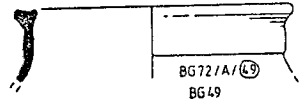
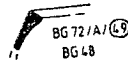
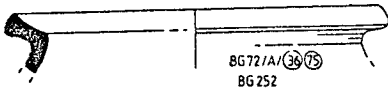
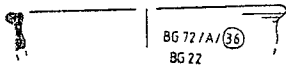
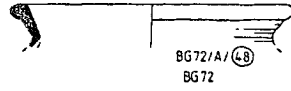
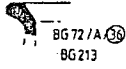
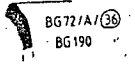
Base B.G. 52

Base frag

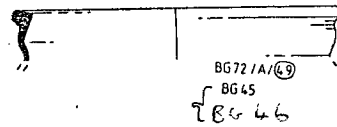
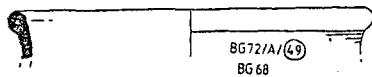
b/s - 51



- see A (18) BG 216
1/2



Wid A (18)
1/2
Hand



BG 217 see A (18)

BOOTS GARAGE: AREA A

50.

Only two vessels, late 13thc coarse orange sandy ware bowl rim, and a body sherd of light-bodied green glazed ware. Suggested date later 13th or possibly early 14thc.

Sherds, 2 Wght., 45gmEst. Vessels, 2

W9 Bowl rim B.G. 292

W13 b/s -1

BOOTS GARAGE AREA A

51.

Post-medieval

Two sherds of Midland Purple, date 15th/16thc

Medieval.

Quite a large amount of medieval pottery with over 40 sherds including a single vessel of Stamford ware, and pottery which ranges in date from a middle Saxon? sherd to one sherd of later medieval light-bodied gritty ware which probably dates to the later 14th/15thc. There is some fine sandy splashed ware and associated wares, some sandy splashed ware, some pink and orange coarse sandy wares (c1230+), coarse shelly ware (2nd 1/2 13thc+), as well as sandy and light-bodied green glazed sherds (c1230-1300+), and one or two sherds of red^u green glazed ware which may date to the late 13th or 14thc. Suggested date range 12th to early 14thc with one sherd possibly later 14th/15thc. The majority of the pottery would fit in a date range of second half or later 13thc.

Sherds, ⁺²³ 45 Wght., ⁺¹⁴⁰ 575g Est. Vessels, ⁺¹⁵ 35

P.M. Midland Purple b/s -2

W5ⁿ Rim B.G. 84

Rim B.G. 95.

b/s -2

W39 Rim B.G.261

Rim frag.

b/s -7

W14 Base B.G. 243

b/s -2

W3 b/s -1

W11 b/s -3

W13 b/s -3 B.G. 116

+ 17 b/s
- Hilde (alt) recorded this? would seem to be a problem

W10 b/s -7 B.G. 205

W9 b/s -3

W24 b/s -1

W8 b/s -1

W6 b/s -1

W13 (F13/36) b/s -4 + 5

W17 b/s -2

BOOTS GARAGE: AREA A

52

7 sherds from this deposit including a coarse orange sandy ware cooking pot rim which may be later 13thc+ in date (uncertain). Other sherds include splashed ware , coarse orange sandy ware and light-bodied green glazed sherds. Date probably later 13thc, although rim type difficult to date *closely*.

Sherds, 7 Wght., 80gm Est. Vessels, 7

W9 Cook pot rim B.G. 290

b/s -1

W10 (F16,32) b/s -2

W13/14 b/s -2

W13 b/s -1

BO IS GARAGE: AREA A

53.

18 sherds, including one Developed Stamford ware vessel (c.1150-1250), one Stamford ware sherd (10th-12thc), one 14thc red^uged green glazed jug handle (possibly 14thc?) and the rest body sherds which include one or two sherds of fine sandy splashed ware but predominately sandy, and light-bodied green glazed sherds (date range c.1230-1300+) There is one sherd of possible late medieval light-bodied gritty ware which may date to the later 14th or 15thc. General date of deposit second $\frac{1}{2}$ 13thc, with one possible 14thc handle and a single late 14th/15thc sherd.

Sherds, 18 Wght., 185gm Est. Vessels, 14?

W14 Handle B.G. 97

W11 b/s -3

W13(F13) b/s -3 B.G. 112

W13 b/s -4

W9 b/s -2

w24 b/s -1

W31? b/s -1

Misc b/s -1

W18 b/s -1

W17 b/s -1

BOOTS GARAGE: AREA A

56.

Possible post-medieval tile fragment.

Sherds,	Wght.,	Est. Vessels,
1		

NOT RECORDED - AS TILE

BOOTS GARAGE: AREA A

57.

Post-medieval. c

One sherd of Nottingham stoneware bowl, 18thc

Sherds, 2 Wght., 10gm Est. Vessels, 1
P.M. Nott stoneware bowl rim

BOOTS GARAGE: AREA A

61

Post-medieval.

One black glazed storage vessel, and one Midland Black holloware vessel. Possible date 17thc

Medieval.

11 sherds majority either sandy light-bodied mottled green glazed sherds or light-bodied green glazed sherds. Also one coarse shelly ware sherd, and two coarse orange sandy ware sherds. Suggest date second half 13thc, ?c1250-75 more likely .

Sherds, 13 Wght., 115gm Est. Vessels, 12

P.M. Storage vessel base

P.M. Midland black b/s -1

W13 (F36) Base B.G. 250

b/s -2

W5 b/s -1

W14 b/s -2 - ???

W9 b/s -2

W6 b/s -1

W39 b/s 2

BOOTS GARAGE: AREA A

62.

Only a tile fragment

Sherds, Wght., Est. Vessels,

TILE NOT RECORDED

BOOTS GARAGE: AREA A

64.

Only 3 sherds, one early shellyware sherd (10th/11th), and two sherds of Stamford ware, which could possibly be 11thc(?second half in date) but only guess as fabrics themselves have wider date range.????

Sherds, 3 Wght., 45gm Est. Vessels, 3

W2 b/s -1

W17 b/s -2

BOOTS GARAGE: AREA A

65.

Coarse pink sandy ware could be c.1230-70+, although this fabric occurs into 14thc. Likely post-1230 in date really. all one can say. Context probably better for dating.

Sherds, 2 Wght., 20gm Est. Vessels, 2

W39 b/s -2

BOOTS GARAGE: AREA A

66

Over 60 sherds, most of which are small body sherds. The wares from this deposit include one Tapksey ware vessel, 5 sherds of Stamford ware including a possible bowl rim (may be 12thmid+) and body sherds ^{with a range of} fabric date 10th-12thc+). The main ware from this deposit ^{is} fine sandy splashed ware. ^{There is also} sandy splashed ware, coarse pink and orange cooking pots (c.1230+) light-bodied green glazed jugs (c.1250-1300+) and four vessels of red green glazed ware which probably date to the 14thc. Date range of deposits from the 12th to 14thc.

Sherds, m 62 Wght., 500gm Est. Vessels, 47

W11 Rim B.G. 182

Jug Rim B.G. 183

" Base B.G. 179

Base B.G. 180

Base B.G. 186

b/s - 14 - B.G. 180

W9/10 Cook pot rim B.G. 272 joins A 7

b/s -1

Misc Cook pot rim B.G. 224

W6 b/s -5

W5 B/s -2

W13/14 b/s -2

W13 b/s - 6

W13(F13/36) b/s - 6 - B.G. 247

W39 b/s - 1

W10 b/s -8

W14 b/s -4

W10/11 b/s -1

W9/10 b/s -1

W12 b/s -1

W26 Base frag

b/s -1

W17 Rim B.G.32

b/s -4

W13/14 B.G. 247 -

see also notes?

And 14310

67c

36 sherds including one ~~Torksey~~ ware vessel, 5 sherds of Stamford ware (10th to 12thc, ?most 11th/12th) one fine shelly ware cooking pot base (12thc?), and one sandy splashed ware jug base (first $\frac{1}{2}$ 13thc) as well as odd body sherds of fine shelly ware, coarse shelly ware (2nd $\frac{1}{4}$ 13thc+), reduced sandy ware (c.1060-1125), moderate amounts of fine sandy splashed ware (c.1100-80) the odd coarse orange sandy ware vessel (?mid or 2nd $\frac{1}{4}$ 13thc+) and a light-bodied green glazed vessel (2nd $\frac{1}{2}$ 13thc) but the most common ware is sandy splashed ware (c.1180-1250). ^{This} suggests a date of the first $\frac{1}{2}$ 13thc.

Sherds, 36 ^Wght., 435g Est. Vessels, 26

W6 Base B.G. 90

b/s -2

W10 Base B.G. 210

b/s - 13 (5 Of which are F16)

W9/10 Base frag cf A 14

W5 b/s -1

W12 b/s -2

W11 b/s -4

W9 b/s -2

" 13 b/s -1

Misc b/s -1

W26 b/s -1

W17 b/s - 5

BOOTS GARAGE: AREA A

68.

7 sherds which include one sherd of Stamford ware, two fine shelly ware sherds (12thc), two possible fine sandy splashed ware sherds (12thc) one late ^{sa}sandy splashed ware sherd and one ~~light-bod~~ied green glazed jug sherd. Earliest material 12thc, latest ~~-mid~~ or third quarter 13thc.

Sherds, 7 Wght., 135gm Est. Vessels, 7

W6 Base B.G. 94

b/s -1

W10 b/s -1

W13 (F13) b/s -1

W11 b/s -2

W17 b/s -1

BOOTS GARAGE: AREA A

69.

12 sherds, one inturned light-bodied green glazed (sandy) jug rim (c. 1250-70)
5 light-bodied green glazed sherds (2nd $\frac{1}{2}$ 13thc), one coarse orange sandy
ware cooking pot (2nd $\frac{1}{2}$ 13thc), one sandy splashed ware jug, one fine sandy
splashed ware sherd, and a splashed ware bowl rim which may be late 12thc in
date?. Suggested date on dominance of light-bodied green glazed sherds,
second half 13thc, but could be c. 1250-75

Sherds, 12 Wght., 200g Est. Vessels 11

W10 (F32) Bowl rim B.G. 146

b/s -1 (F15)

W13 Jug rim B.G. 109

b/s -5

W11 b/s -1

W9 b/s -1

W5 b/s -1

BOOTS GARAGE: AREA A

69A One sherd of reduced green glazed jug, late 13th or 14thc date.

Sherds, 1 Wght., 40gm Est. Vessels, 1

W14 b/s -1

BOOTS GARAGE: AREA A

71.

Only 5 sherds, two sherds of Stamford ware (?11th/12thc date), one light-bodied green glazed jug (second half 13thc), one sandy splashed ware sherd and a possible late 12thc type splashed ware jar rim (similar rim in early phases of Undercroft on D.H., could possibly be earlier, but likely post 1150.)

Date on green glazed sherd, second half thirteenth century,

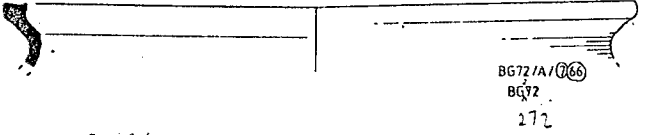
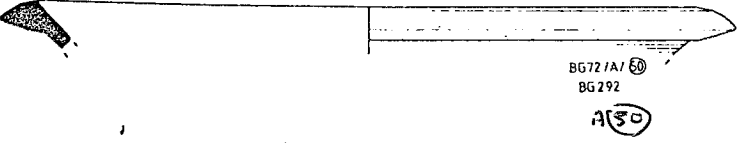
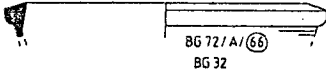
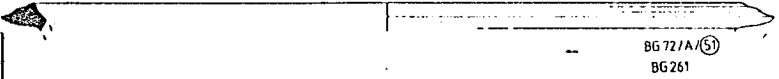
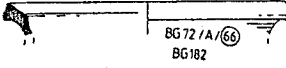
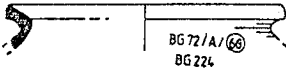
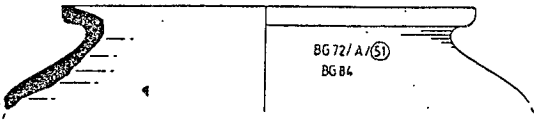
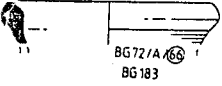
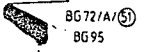
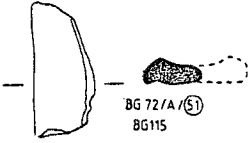
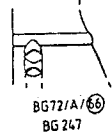
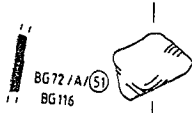
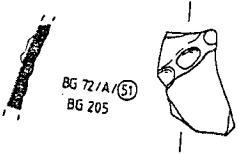
Sherds, 5 Wght., 80gm Est. Vessels, 5

W10 Jar rim B.G. 201

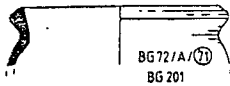
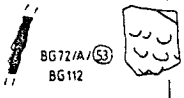

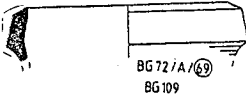
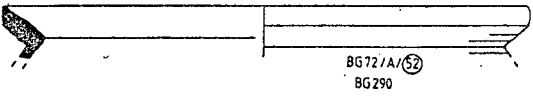
W12 b/s -1

W13 b/s -1

W17 b/s -2



A 66 BG 192 BG 141
NWD



BOOTS GARAGE: AREA A

71₂

Only 4 sherds, one Stamford ware sherd (2nd $\frac{1}{2}$ 11th/12thc) one sherd I am still uncertain about and will need to re-examine, one fine sandy splashed ware sherd and one sandy splashed ware sherd. As only one sherd of sandy splashed ware ~~is~~ could be 12thc date

Sherds, 4 Wght., 50gm Est. Vessels, 4

W11 b/s -1

W10 (F16/52) b/s -1

W17 b/s -1

Misc b/s -1

BOOTS GARAGE: AREA A

72.

Only 3 sherds, one early shelly ware vessel (10th/11thc), and two sherds which may be 12thc ^{or 13thc} in date. Uncertain 12/13thc

Sherds, 3 Wght., 45gm Est, Vessels, 3

W10 b/s -1

W9/10 b/s -1

W2 b/s -1

73.

Nearly 30 sherds including one Torksey ware sherd, 6 sherds of Stamford ware two reduced sandy ware vessel rims (c.1060-1125), a fine shelly ware cooking pot rim (12thc) and a fine sandy splashed ware possible jar rim (12thc) Body sherds include fine sandy splashed ware, sandy splashed ware and a single light-bodied green glazed sherd (2nd $\frac{1}{2}$ 13thc+). On the basis of the sandy splashed ware a date of c1200-50 is suggested (noting the green glazed sherd) while recording that significant amounts of 12thc material also occurred from this deposit.

Sherds, 27Wght., 225gm Est. Vessels, 24

W6 Cook pot rim B.G. 92

W11(F16) Jar rim B.G. 249/173

W11(F16,F26,27) b/s - 8

W12 Cook pot rim B.G. 61 — *may be numbered as B.G. 61*
? Bowl rim B.G. 71.

b/s -1

W10 b/s -6

W9/10 b/s -1

W13 b/s -1

W26 b/s -1

W17 b/s -4

W17/31 b/s -2

BOOTS GARAGE: AREA A

74.

8 sherds, one sherd of Stamford ware which joins with N 84 (11th/12thc) , one reduced sandy ware cooking pot base (second $\frac{1}{2}$ 11th/early 12thc), three sherds (one vessel) coarse shelly ware (2nd $\frac{1}{2}$ 13thc+), one sherd of sandy splashed ware jug, one fine sandy splashed ware vessel (1100-80) and one green glazed jug, second half 13thc. Date on coarse shelly ware and light-bodied green glazed sherd, 2nd $\frac{1}{2}$ 13thc, earlier rather than later in century.

CSBY

Sherds, 8 Wght., 55gm. Est. Vessels, 6

W12 Cook pot base frag

W5 b/s -3

W10 b/s -1

"13 b/s -1

W11 b/s -1

W17 b/s -1 joins B 84

BOOTS GARAGE: AREA A

75.

19 sherds, large number of maximum vessels, including a single Stanford ware sherd, a possible Torksey bowl rim, an early splashed ware jar rim, and a coarse pink sandy ware cooking pot rim (Cf A 36) which would probably be dated to period c.1230-70 There is a fine shelly ware vessel, and a number of fine sandy splashed ware body sherds, but the more common ware is sandy splashed ware. The date may therefore be c1200-50 if the coarse pink sandy ware cooking pot rim is included.

Sherds, 19 Wght., 265gm Est. Vessels, 14

W11 Cook pot rim B.G. 270

Cook pot base B.G. 177

b/s -4

W39 Cook pot rim B.G. 252 joins A 36

W6 b/s -2

W10 b/s -8

Misc b/s -1

W17 b/s -1

W26 Rim B.G. 6 (Bowl)

BOOTS GARAGE: AREA A

76.

One sherd of coarse shelly ware, probably mid 13thc+

Sherds, 1 Wght., 10gm Est. Vessels, 1

W5 b/s -1

BOOTS GARAGE: AREA A

77_

two sherds, one vessel of ^clight-bodied green glazed jug, 2nd $\frac{1}{2}$ 13thc

Sherds, 2 Wght., 30gm Est. Vessels, 1

W13 b/s -2

BOOTS GAPAGE: AREA A

78

15 sherds including one Developed Stamford ware possible jug or tubular spouted pitcher rim. Difficult to date rim type, suggest c.1150-1250 as general date, although this date may be tightened up later. The rest of the material includes an early shelly ware body sherd (10th/11thc) four fine sandy splashed ware sherds, two splashed ware sherds (12th/13thc), two sandy splashed ware sherd and three orange sandy ware sherds which may date to around the middle of the 13thc. One rounded bowl rim is similar to A 122. There are also two body sherds of green glazed jugs (second half 13thc, possibly c.1250-75, and one of the vessels appears similar to material in A 11, and A 18. Date on latest material is middle or third quarter of 13thc?

Sherds, 15 Wght., 240gm Est. Vessels, 10

W9/10 Bowl rim B.G. 267, cf A 122

W10 Base B.G. 132(F16)

Base frag (F16)

b/s -2

W2 b/s -1

W11 b/s -4

W13(13) b/s -1

W9 b/s -2

W15(F35) b/s-1 cf A 11, A18

W18? Rim B.G. 33

BCC'S GARAGE: AREA A

81A

One sherd of orange sandy fabric, could be 13thc??

Sherds, 1 Wght., 5gm ESt. Vessels, 1

W9 b/s -1

BOOTS DAMAGE: AREA A

81E

One sherd of possible Torksey ware (10th/11thc)

Sherds, 1 Wght., 5gm^Est. Vessels, 1
W26? b/s -1

BOOTS GARAGE: AREA A

81C

Around 50 sherds were recovered from this context. Joining sherds include a 12thc splashed ware rim with A 160, and a Torksey ware cooking pot base with A 140B.

The wares occurring in this deposit include 9 Torksey ware sherds (from 3 vessels), 5 Stamford ware sherds (from 4 vessels), as well as single hand-made Middle Saxon sherd, fine shelly ware (?11thc??) reduced sandy ware (c.1060-1125), a coarse reduced sandy ware rim (c1060-1125).

The largest ware type is fine sandy splashed ware (c.1100-80) and includes a small number of rims and bases e.g. bowl, early jug, and a ? later 12thc cooking pot rim. There are a number of splashed ware sherds which may date to the later 12thc, and also sandy splashed ware sherds (c.1180-1250). The majority of fine sandy splashed ware sherds tend to argue for an earlier date, however sandy splashed ware vessels are also represented from this deposit therefore possible date late 12/early 13thc??

Sherds, 48 Wght., 415g Est. Vessels,

W11 Bowl rim B.G. 137/143, cf. A 165

Jug rim B.G. 283 joins A 160

Jar/cook pot rim B.G. 280

Jar base B.G. 262

Cook pot base B.G. 265

b/s = 15

F16, 32 b/s -7

W40 Rim B.G. 64

W12 Base(?) B.G. 136 (?W11)

b/s -3

W3 b/s - 1

W6(?early) b/s -1

W10 b/s - 4

W17

W19 b/s - 5

W26 Rim B.G. 8 joins A140B

Base frag only

b/s -7

BOOTS GARAGE: AREA A

81E

Interesting deposit if context good.

8 sherds including one sherd of Torksey, and two possible Stamford ware vessels, one of which is a collared vessel which may be late 11th or early 12thc in date (to re-check). Other sherds are either fine sandy splashed ware (4 sherds) or fine shelly ware (1 sherd).

Possible date, late 11thc or more likely earlier 12thc.

Sherds, 8 Wght., 100gm Est. Vessels, 8

W11 Base B.G. 128

Base frag.

b/s -2

W6 b/s -1

W17 Collared vessel rim B.G. 30

b/s -1

W26 b/s -1

BOOTS GARAGE: AREA A

82

One inturned light-bodied green glazed jug rim, cl250-70+

Sherds, 1 Wght., 20gm Est. Vessels, 1

W13 Jug rim B.G. 101

BOOTS GARAGE: AREA A

84.

Three sherds, all splashed ware, could possibly date to later 12thc??

Sherds, 3 Wght., 60g Est. Vessels, 3

W10(F16) Base B.G. 145

Handle B.G. 156

b/s -1

BOOTS GARAGE: AREA A

84A

Possible fine sandy ware jar (no glaze)

Not certain about the category of this sherd may be second half 12thc in date, but uncertain

Sherds, 1 Wght., 40gm Est. Vessels, 1

?W11, Rim B.G. 282.

FOOTS GARAGE: AREA A

85.

Only 4 sherds ^{which are} coarse orange sandy ware (mid 13thc+) ^{or} coarse shelly ware rim (mid 13thc+), possible a reduced sandy ware sherd (oxidised actual sherd, may be second $\frac{1}{2}$ 11th/early 12thc but little uncertain), ^{and a} sandy splashed ware probable jug fragment. Possible date around the middle of the 13thc, but could be later.

Sherds, 4 Wght., 50gm Est. Vessels, 4

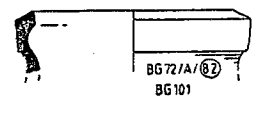
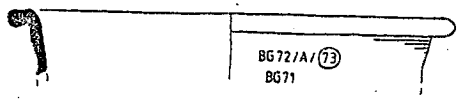
W5 Rim B.G. 82

W9 Base frag.

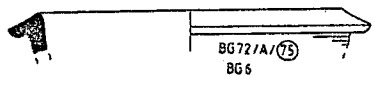
W10 b/s -1

W12 (F144) b/s -1

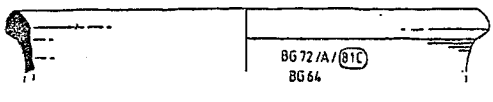
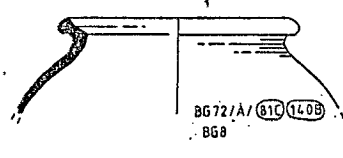
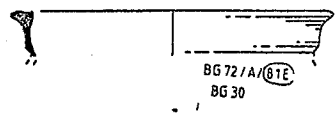
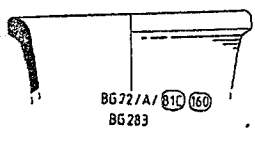
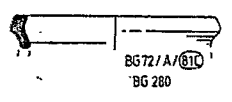

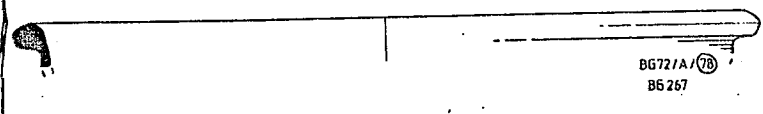
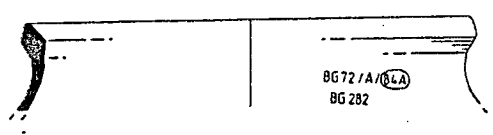
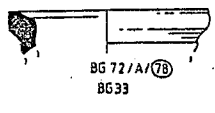
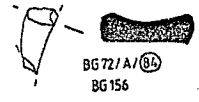
BG 72/A/⑬
BG 92



BG 72/A/⑮
BG 270



B.G. 252 - see A ⑳



Boots Garage

EOCTS GARAGE: AREA A

86.

Only two sherds of splashed ware which may later 12thc or possibly 13thc in date...?late 12thc more likely?

Sherds, 2 Wght.. 60gm[±] st. Vessels, 1

W10 (F16) Base B.G. 223

b/s -1

EBOTS GARAGE: AREA A

187

Joins with A92.

The join is ^{with} the part profile of a shelly ware cooking pot. There are also two sherds Stamford ware. The cooking pot probably owes more to the fine shelly ware tradition than the later coarse shelly ware. However it is different to most of the fine shelly ware vessels, so it maybe of a slightly later date. I am still undecided on the date of this shelly ware vessel. ???later 12thc??????

Sherds. 18 Wght., 1300g Est. Vessels, 4

W6? Cook pot rim/body B.G. 271 joins A 92

W11? Rim frag

W17 b/s -2

BOOTS GARAGE: AREA A

88

Only one sherd of splashed ware, 712thc

Sherds, 1 Wght., 5gm Est. Vessels, 1

W11 b/s -1

BOOTS GARAGE: AREA A

90

Joins A 140A, 153. Two Yorksey ware sherds. 10th/11thc

Sherds, 2 Wght., 10gm Est. Vessels, 1

W26 Base joins A 140a, 153

b/s -1

BOOTS GARAGE: AREA A

92

One joining sherd with fine shelly ware cooking pot in A 87 and one sherd which is a sandy fabric , date uncertain.

Sherds, 2 Wght., 25gm Est. Vessels, 2

Misc b/s -1

W6 b/s -1 joins A 87, B.G. 271

BO. TS GARAGE: AREA A

93.

One early . fine sandy splashed ware strap handle, 12thc

Shards, 1 Wght., 30gm Est. Vessels, 1

Will Handle, B.G. 157

BOOTS GARAGE: AREA A

94.

13 sherds including two Stamford ware sherds, one possible Roman Nene valley colour coat vessel, Three sherds of reduced sandy ware including a spouted pitcher rim, (splash glazed), and three reduced coarse sandy sherds including a thumbled rim. The reduced sandy ware dates to 2nd $\frac{1}{2}$ 11thc/early 12thc and a similar date can be suggested for reduced coarse sandy ware, although it may possibly continue longer into the 12thc. There are three sherds of fine sandy splashed ware, and one sherd although sandy could easily be 12thc date. The material from this feature may therefore suggest an early 12thc date.

Sherds, 13 Wght., 145gm Est. Vessels, 7

W40 Rim B.G. 66

b/s -2

W12 Collared vessel rim B.G. 67

b/s -2

W29 b/s -1

W10 (F52 Early-?) b/s -1

W11 b/s -3

W17vb/s -2

BOOTS GARAGE: AREA A

95

15 sherds including one sherd of Torksey, one sherd of Stamford ware, body sherds include one early shelly ware vessel (10th/11thc, one reduced sandy ware jar (c.1060-1125), 5 sherds of fine sandy splashed ware (c.1100-80) and one possible lamp fragment (12thc likely) one sandy, light-bodied mottled green glazed jug (c.1230-70) and a pink sandy ware jar base (date uncertain could be early or late?). This appears to a slightly odd deposit as with the exception of 2 sherds, date could easily be 12thc. Could the other two sherds be intrusive?

Sherds, 13 Wght., 150g Est, Vessels, 10

W39 Base B.G. 219

W2 b/s -2

W12?-b/s -1

W11 b/s- 5

W13(F13)b/s -1

F53(?lamp) b/s -1

W26 b/s -1

W17 b/s -1

BOOTS GARAGE: AREA A.

96.

Only 4 sherds, one sherd of Stamford ware and two early splashed ware sherds. There is one sherd which was classified as an orange sandy ware (mid 13thc+ date) but this may represent a mis -classification and will need checking. Suggest possible 12thc date but problem of orange sandy sherd.

Will re-check

Sherds, 4 Wght., 25g Est. Vessels, 4
F16 b/s -1
W11-b/s -1 deco B.G. 155
W9? b/s -1
W17 b/s -1

BOOTS GARAGE: AREA A

99

Only one vessel/probable sandy splashed ware jug, c.1180-1250, probably later rather than earlier in date.

Sherds, 3 Wght., 30gm Est. Vessels, 1
W10 b/s -3

BOOTS GARAGE: AREA A

101.

Four sherds including one St. Ann's St vessel (late 12th/early 13thc)
one sherd of light-bodied green glazed jug (2nd $\frac{1}{2}$ 13thc) and a sandy, light-
bodied mottled green glazed inturned jug rim (c. 1230-70). The last sherd
is splashed ware. Date c.1230-70

Sherds, 4 Wght., 55gm Est. Vessels, 4

W13(F13) Jug rim B.G. 98

b/s -1 (F14/147)

W7 (St Ann's ST) b/s -1

W10 b/s -1

To 101?

BOATS GARAGE: AREA A

102.

Two vessels both sandy splashed ware, one rim of cooking pot, late splashed ware in date..Possibly late 12th/early 13thc

Sherds, 3 Wght., 40gm Est. Vessels, 2

W10 Cook pot rim B.G. 275

b/s -2

BOOTS GARAGE: AREA A

104.

Three sherds, two sandy splashed ware vessels and one later medieval
light-bodied gritty ware of late 14th/15thc date

Sherds, 3 Wght., 30gm Est. Vessels, 3

W10 b/s -2

W24 b/s -1

BOOTS GARAGE: AREA A

105.

26 sherds including one Yorksey ware vessel, 6 sherds of Stamford ware (from 2 vessels), and body sherds of fine shelly ware (12thc?), fine sandy splashed ware (c.1100-80) and sandy splashed ware (c.1180-1250). There is also one or two sherds of coarse orange sandy ware and a pink sandy ware vessel which may date c.1230+. The possible date may be c.1200-50? with material in a range from c.1100-1250

Sherds, 26 Wght., 165g Est. Vessels, 17

W10 Base frag

b/s -4

W6 b/s -1

W11 b/s -5

W9 b/s -1

W39 b/s -1

Misc b/s -5

F153 b/s -4

W26 b/s -2

W17 b/s 6

1 b/s W26 - Ann Woods
thin - section
1/88 VW

BOOTS GARAGE: AREA A

106.

Only four sherds, one sherd of Stamford ware, and three fine sandy splashed ware fragments, c.1100-80

Sherds, 4 Wght.,45g Est. Vessels, 4

W11 Base B.G. 138

b/s -2

W17 Base frag.

BOOTS GARAGE: AREA A

110A

Only one sherd of splashed ware, probable 12thc date.

Sherds, 1 Wght., 30g Est. Vessels, 1

W11 b/s -1 B.G. 310

BOOTS GARAGE: AREA A

111A

Only one sherd of fine sandy splashed ware, 12thc

Sherds, 1 Wght., 30g Est. Vessels, 1

W11 b/v -1

BOOTS GARAGE: AREA A

112

Only one sherd of a reduced sandy ware cooking pot rim, ^{later}
11th/early 12thc. May be slightly different date as rim different to
normal rim type in this ware.

Sherds, 1 Wght., 20gm[±] st. Vessels, 1

W12 Cook pot rim B.G. 65

BOOTS GARAGE: AREA A

121.

Only one sherd of Stamford ware fabric B, second half 11th/12thc date
(c. 1060-1250)

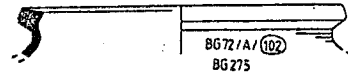
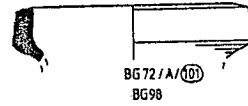
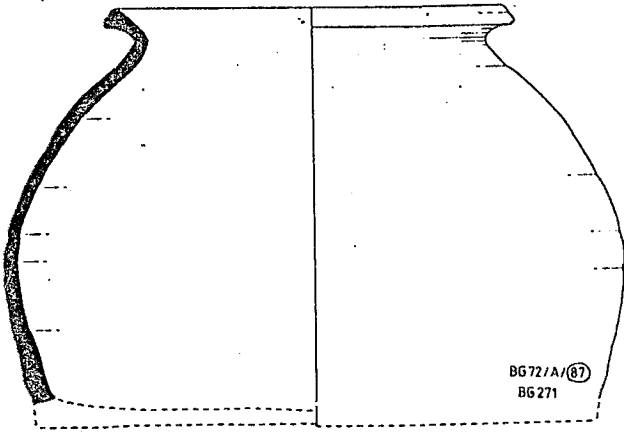
Sherds, 1 Wght., 10gm Est. Vessels, 1
W17 b/s -1

BOOTS GARAGE: AREA A

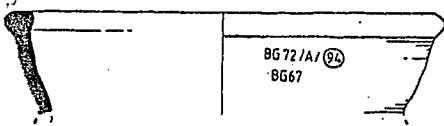
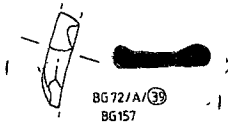
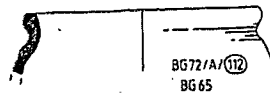
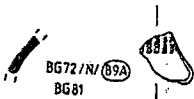
122

40 sherds, including 11 possible Torksey ware sherds, and 5 Stamford ware sherds. Other wares include Reduced sandy ware, Fine shelly ware, a few sherds of Nottingham sandy splashed ware, and more of Nottingham fine sandy splashed ware, (including a rim, B.G. 149). Difficult to date, may be 12thc, earlier rather than later?

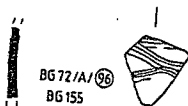
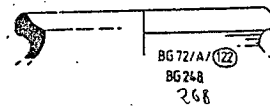

Sherds, 40, Wght., 310gm, Est Vessels,
W11 (F16) Rim B.G. 149
W11 b/s - 5
W26? Bowl rim B.G. 268
W6 b/s - 4
W10 (F32) -1
W40 b/s - 1
W12 b/s -6
W9/10 b/s -2
W39 b/s -1
Misc b/s -1
W26 b/s -10
W17 b/s -4 B.G. 308, 309.
W30 b/s B.G. 309.



A 110A B.G. 300 310
Dens. 4/3 4/11, NW



A 122 b10
B.G. 309 b10 NW
BG 310 M. Yellow



BOOTS GARAGE: AREA A

123.

8 sherds including one Torksey ware vessel, and three Stamford ware sherds including a collared vessel rim which may date to the later 11thc?.

There is one reduced sandy ware vessel, (c.1060-1125), and three vessels which may belong to the sandy splashed ware group. Difficult to date, range later 11th to first half 13thc. On basis of sandy splashed ware suggest date of c.1180-1250, although none of the sherds are particularly diagnostic.

Sherds, 8 Wght., 205g Est. Vessels, 8

W10 Base B.G. 200

b/s -1

W12 b/s -1

W9/10 b/s -1

W26 b/s -1

W17 Collared vessel rim B.G. 21

b/s -2

BOOTS GARAGE: AREA A

123a

Only 9 sherds including 3 sherds of Stamford ware (c.1060-1250 date), one fine
shelly ware sherd (12thc?), and three fine sandy splashed ware vessels
including a bowl rim.

Joining sherds A 23, A48, ^{part of a} fine sandy splashed ware jug, therefore
the probable date ^{is} nearer c.1150 than earlier, possibly c.1100-50?

Sherds, 9 Wght., 230gm EST. Vessels, 8

W11 base B.G. 192 joins A 23, 48

Bowl rim B.G. 181

b/s -1

W6 b/s -1

W9/10 b/s -1

W17 b/s -3

BOCTS GARAGE: AREA A

129

16 sherds including 2 Stamford ware sherds (11th/12thc), a fine shelly ware bowl (date maybe 12thc but uncertain), the rest of the material is splashed ware which may date exclusively to the 12thc. There is ~~one~~ possible 13thc orange sandy ware sherd. Possible date excluding sherd mentioned above is 12thc, second half. (7C.1140-80/1200)?

Sherds, 16 Wght., 240g Est. Vessels, 11

W6 Bowl rim B.G. 91

b/s -1

W11 Bowl rim B.G. 173 cf A 73

Spouted pitcher rim? B.G. 279

b/s - 9

W9 b/s -1

W17 Base B.G. 53

b/s -1

BOOTS GARAGE: AREA A

129A

Joining sherds A1, 15, 36 165, same vessel-sandy splashed ware jug.

15 sherds including two Stamford ware sherds, one pink sandy ware cooking pot (usually date c.1230-70+) and fine sandy splashed ware sherds. There is only one obviously sandy splashed ware sherd, the rest being in the fine sandy splashed ware tradition. On basis of sandy splashed ware and coarse pink sandy ware suggest date of c.1200-50, but it is noted that the majority of the pottery is fine sandy splashed ware (c1100-80). Uncertain about the suggested date for this context.

Sherds, 15 Wght. 105g Est. Vessels,

W10 body joins A 1,15,36,165

b/s -1

W9/10 b/s -1

W11(?) Rim B.G. 266(check cf W1)

b/s -6

F153 Rim B.G. 279

W39 b/s -3

W17 b/s -2

BOOTS GARAGE: AREA A

130

9 sherds from a large number of maximum vessels, which include one Stamford ware sherd which joins with A 166, one fine shelly ware sherd (12thc), 5 fine sandy splashed ware sherds (v. 1100-80), 1 splashed ware sherd which may be either 12th or 13thc in date, and 1 sandy, light-bodied, mottled green glazed sherd (c.1230-70). With the exception of the light-bodied sherd the majority of sherds could easily be 12thc in date, possibly second rather than first half but this is only an impression.

Sherds, 9 Wght., 105g Est. Vessels, 6

W6 b/s -1

W11 b/s -5

W10 b/s -1

W13 (f13) b/s -1

W17 b/s -1 joins A 166

BOOTS GARAGE: AREA A

131.0

Only one sherd of coarse orange sandy ware, mid 13thc+, may be later 13thc+

Sherds, 1 Wght., 5gm Est. Vessels, 1
W9 b/s -1

FOOTS GARAGE: AREA A

139.

Only two sherds of sandy splashed ware, late 12th/first half 13thc. One of sherds may be 12thc in date, second half.

Sherds, 2 Wght., 30g Est. Vessels, 2

W10 b/s -2

BOOTS GARAGE: AREA 1

140A

Only two sherds, one body sherd of sandy splashed ware with applied and thumbled strip decoration and a Torkey ware base, which joins with A 90 and 153. Date based on splashed ware, c. 1180-1250

Sherds, 2 Wght., 25gm Est. Vessels, 2

W10 b/s - B.G. 312

..

W26 Base B.G. 11 joins A 90 153

...

BOOTS GARAGE: AREA A

140E

Only two sherds, one sandy splashed ware base, and ^a a Torkey ware sherd which joins with A 81C. On sandy splashed ware c. 1180-1250, see A 140A for similar pattern, odd?

Sherds, 2 Wght., 60g Est. Vessels, 2

W10 Base B.G. 214

W26 b/s -1 joins A 81C

BOCTS GARAGE: AREA A

14CE

Only one splashed ware possible jug rim, possible date c.1140-80, or even c.1125-50, as may be early rim type.

Sherds, 1 Wght., 30gm Est. Vessels, 1

W11 Jug rim B.G. 134

BOOTS GARAGE: AREA A

140S

Only 4 sherds including one sherd of Stamford ware (11th/12thc), one sherd of a reduced coarse sandy ware cooking pot (c.1060/70-1125), one fine shelly ware vessel(? mostly 12thc) and a sandy splashed ware jug fragment (c.1180-1250) However as odd examples of sandy splashed ware occur with early fine sandy splashed ware, it is possible that either the context dates to the late 11thc or first half of the 12thc, or alternatively the rest of the sherds are residual, and the date is c.1180-1250

Sherds, 4 Wght., 25g Est. Vessels, 4

W6 b/s -1

W10 b/s -1

W40 (F63) b/s -1

W17 b/s -1

BOOTH GARAGE: AREA A

148.

17 sherds including two Stamford ware sherds (11th/12thc), one fine shelly ware vessel (?12thc), one coarse shelly ware vessel, (2nd $\frac{1}{4}$ 13thc+), one light-bodied green glazed sherd (later13thc), two sherds of reduced coarse sandy ware (c.1060-1125?), reduced sandy ware (c.1060-1125), four fine sandy splashed ware vessels, and one sandy splashed ware vessel. The date range^{is} probably from the later 11th to later 13thc, the majority of the sherds appear to be of later11th or 12thc date, but some later material also occurs.

(Sherds, 17 Wght., 140gm Est. Vessels, 14

W11(?) Rim B.G. 139

b/s -3

W6 b/s -1

w5 b/s -3

W13/14 b/s -1

W40 (F63) b/s -2

W10 b/s -.1

W12 b/s -1

W9/10 b/s -1

W17 b/s -2

W26/31 b/s -1

(

BC 78 GARAGE: AREA A

149.

Only one Stamford ware body sherd, possible date range of fabric (c. 1060-1250, likely range, c1060-1150?)

Sherds, 1 Wght., 5gm Est. Vessels, 1
W17 b/s -1

BOOTS GARAGE: AREA A

150.

8 sherds from an estimated maximum of four vessels including one Torksey cooking pot, a possible oxidised Torksey ware sherd which joins with N 102, an early shelly ware cooking pot (10th/11thc) and a fine shelly ware sherd which although commonly occurring in the 12thc has its antecedents in the first half of the 11thc

Sherds, 8 Wght., 70gm Est. Vessels, 4

W2 b/s -1

W6 b/s -1

W26 Base frag

b/s -5 joins N 102

BOOTS GARAGE: AREA A

152

7 sherds from 3 vessels consisting of two Torksey ware cooking pots (two rims) and a body sherd of Stamford ware in fabric A, which is a fabric which does occur in pre-Conquest contexts. Possible date 10th-first half 11thc, although this is based on provision that it unlikely that Torksey ware is common in post-Conquest contexts in Nottingham. On H.P. this relationship of wares appears in the earlier sites phases.

Sherds, 7 Wght. 65gm Est. Vessels, 3

W17 b/s -1

W26 Rim B.G. 3

Rim B.G. 7

Base B.G. 10

b/s -3

BOOTS GARAGE: AREA A

153.

Only one Turksey vessel which joins with A90 and 140A, probable date, 10thc first half 11thc.

Sherds, 1 Wght., 40g Est. Vessels, 1

W26 Base B.G. 11 joins A 90 140A

BOOTS GARAGE: AREA A

160

10 sherds, including a sherd of Yorksey ware, one Stamford ware vessel in fabric A, (10th-12thc), one fine shelly ware cooking pot (?12thc) and the rest of the pottery is fine sandy splashed ware, including a jug rim which joins with A 81c, and a possible spouted pitcher or collared vessel rim. Possible date for this deposit no later than middle of 12thc, c.1125-50 possible date, or c.1100-50.

Sherds, 10 Wght., 105gm Est. Vessels, 9

W11/10 (F66) Rim B.G. 176

W11 b/s -4 (+F32 -1)

W11 Jug rim B.G. 283 joins A 81C

W6 b/s -1

W26 b/s -1

W17 b/s -1

BOOTS GARAGE: AREA A

160A

7 sherds including a Torksey ware body sherd, and the rest, ⁱsplashed ware which could all fit in the fine sandy splashed ware period, c.1100-80. See A 160 for closer dating.

Sherds, 7 Wght., 100gm Est. Vessels, 6

W11-b/s -6

W26b/s -1

BOOTS GARAGE AREA A

160B

Only two sherds, one fine shelly ware vessel (12thc?) and an inturned jug rim in sandy splashed ware which would be usually dated c.1180-1250.

This may be a problem as the rest of the feature seems to have fine sandy splashed ware. This will probably be open to revision and discussion

Sherds, 2 Wght., 15gm Est. Vessels, 2

W10 Jug rim B.G. 245

W6 b/s -1

BOOTS GARAGE: AREA A

160D

One reduced sandy ware cooking pot rim, (c1060/70-1125?)

Sherds, 1 Wght., 10gm Est. Vessels, 1

W12 Cook pot rim B.G. 70

BOOTS GARA E: AREA A

161

Only ~~two~~ sherds, both Stamford ware (?11th/12thc)

Sherds, 2 Wght., 40gm Est. Vessels, 2
W17 b/s -2

165

Joining sherds, same vessel A 1, 15, 36, 129A

19 sherds which include one ^Torksey ware vessel, one sherd of Stamford ware (c.1060-1250, likely later 11th' early 12thc?) With the exception of the sandy splashed ware vessel which joins with other layers, the majority of the sherds are fine sandy splashed ware. One bowl rim is probably from the same vessel as in A 81C. On the basis of fine sandy splashed ware suggest a date of c.1100-80 (if sandy splashed ware sherd is excluded). It is possible that the fine sandy splashed ware dates earlier rather than later in the period. c.1100-80.

Sherds, 19 Wght., 265gm Est. Vessels, 10

W10 b/s joins A 1, 15, 36, 129A

W11 Bowl rim B.G. 143, same rim as B.G. 137 A 81C

Rim B.G. 159

Base frag

Base frag

b/s -7

W6 b/s -2

Misc (W10, F139) b/s -1

W26 b/s -1

W17 b/s -1

} W10 b/s B.G. 143

BOOTS GARAGE: AREA A

165A

Only 5 sherds on/reduced sandy ware cooking pot rim (c.1060/70-1125)
one fine shelly ware vessel (12thc?), two sherds of probable 12thc splashed
ware and a light-bodied green glazed sherd, second $\frac{1}{2}$ 13thc

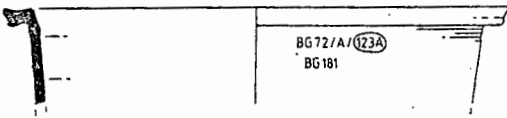
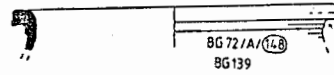
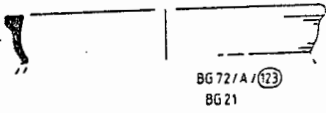
Sherds, 5 Wght., 45gm Est. Vessels, 5

W12 Cook pot rim B.G. 62

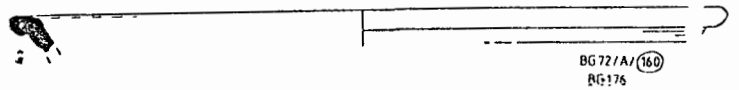
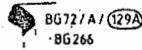
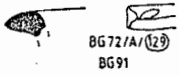
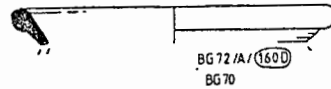
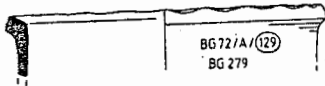
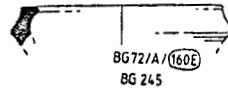
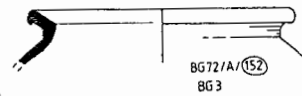
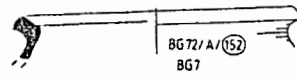
W6 b/s -1

W13 b/s -1

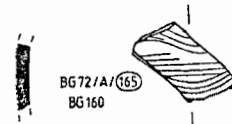
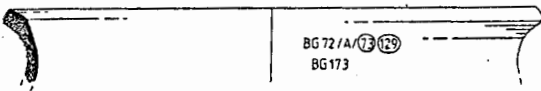
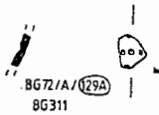
W11 b/s -2



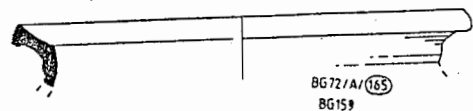
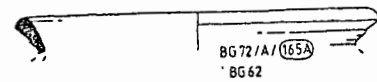
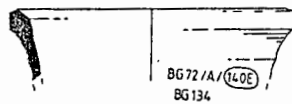
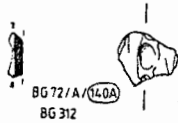
B.G. 192 - see A 23



B.G. 283 - see A 815



A 165 - B.G. 143
Set # 137
B.G. 137
SAME VESSEL



BOOTS GARAGE AREA A

166

9 sherds including 2 Stamford ware vessels, including a collared vessel rim (which may be early and date to late 11th/early 12thc) and body sherd of a tableware vessel which joins with A 130. The rest of the pottery from this deposit consists of splashed ware both fine sandy and sandy examples. These include a sandy splashed ware rounded bowl rim, which probably dates to late splashed ware period, as well as a probable earlier type of late splashed ware jar rim. Suggest late splashed date, c. 1180-1250, may be first half 13thc on basis of rounded type of bowl rim.

Sherds, m 9 Wght., 170g Est. Vessels, 9

W10 Bowl rim B.G. 197

W11 Cook pot rim B.G. 140

Base B.G. 150 (F16)

Base B.G. 165

W10 (F139) Base frag

W8/10 b/s -1

W17 Collared vessel rim B.G. 26

b/s -1 joins A 130

BOOTS GARAGE: AREA A

167B

Only one Stamford ware vessel, possible date 11th/12thc

Sherds, 2 Wght., 30g Est. Vessels, 1
W17 b/s -2

BOOTS GARAGE: AREA A

170.

One body sherd of Stamford ware, may be early, i.e. pre-conquest in date

Sherds, 1 Wght., 10gm Est. Vessels, 1
W17 b/s -1

Site notebook records 2 sherds in
A (170) — one glazed (presumably Stamford)
and one coarse sandy. CSBY.

BOOTS GARAGE: AREA A

172.

Only one sherd of Stamford ware, may be early as Fabric A but this fabric type also occurs ~~throughout~~ during most of the production of the industry.

(Kilmory, now modified by Leach, therefore more likely early).

Sherds, 1 Wght., 40gm Est, Vessels, 1

W17 Base B.G. 31


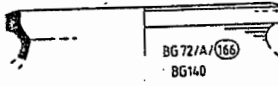
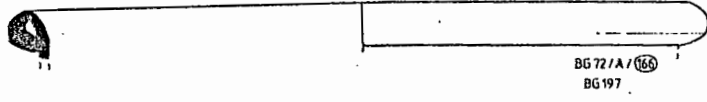
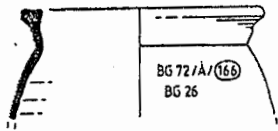
BOOTS GARAGE: AREA A

175.

One sherd of reduced sandy ware, may be later 11th/early 12thc in date.

Sherds, 1 Wght., 5gm Est. Vessels, 1

W12 b/s -1



BOOTS GARAGE 1972: AREA B

LAYER:1.

Joins B 134

Medieval

15 sherds, one early 10thc? shelly ware rim, one possible Roman grey-ware base, and 13 body sherds consisting of one coarse shelly ware cooking pot (13thc+), one fine sandy splashed ware cooking pot (12thc), 5 sandy splashed ware sherds, some may be late 12th rather than 13thc in date, one coarse orange sandy ware cooking pot (mid 13thc+), one early sandy mottled green glazed jug sherd (c.1230-75+), one light-bodied green glazed sherd (c1250-1300+), and three internally reduced green glazed sherds which may be later 13thc rather than 14thc in date, date of these sherds uncertain. Joining sherd with a sandy splashed ware vessel, possibly 12th or 13thc.

Post-medieval.

8 sherds including a local red bodied black glazed earthenware storage vessel, mottled ware, Nottingham stoneware, and Midland Yellow. Probable date on basis of mottled ware and Nottingham stone ware first half 18thc

Medieval

15 sherds, Wght: 225gms. Est. vessels - 13.

W2 - C.P. Rim (R8) B.G. 77.

W5 - b/s - 1

W11 - b/s - 1

W10 - b/s - 5 (F16, F52, F32)

W13 - b/s - 2 (F13, F14/47)

W14 - b/s - 3 (F14, 101)

W9 - b/s - 1

W19 - Bone + B.G. 15

Post-medieval

Sherds, 8, Wght. 225gm

Est. Vessels, 8

P.M. Mottled ware Base

P.M. Nott stoneware Base

b/s - 1

P.M. Brown glazed Base

P.M. Midland Yellow b/s - 1

P.M. Black glazed b/s - 1

P.M. Misc b/s - 1

BOOTS GARAGE 1972: AREA B

LAYER: 124.

Joining sherd A 1

12 sherds including a full profile of a coarse orange sandy ware cook pot with a squared rim (c. 1250-75 on D.H. Undercroft pit P dating), and joining with material from A 1. The rest of the sherds (6) consist of a sandy splashed inturned jug rim, and sandy splashed ware base, form uncertain, a reduced sandy ware cooking pot base (second half 11thc/ early 12thc, based on D.H. defensive ditch fill, associated early Stamford ware collared vessels) two fine sandy splashed ware glazed sherds (c1100-80) and a light-bodied green glazed jug sherd (c.1250-1300+)

12 sherds, Wght: 250 gms, Est. vessels: - 7.

W9, { C.P. rim (R31?) - B.G. 306 - joins A. ①.
 { bis-5

W10 - Jug Rim (R47) - B.G. 195.
 - Base (? form) - B.G. 196.

W12 - C.P. base - B.G. 58

W11 - bis-2. (F26)

W13 - bis-1 (F14/47).

BOOTS GARAGE 1972: AREA B

LAYER: 126

Only one sherd of a reduced coarse sandy ware. (on basis of D.H. defensive ditch fill, second half 11thc or early 12thc).

sherd: 1, wght: Sym, Est. vessel: 1.

w40 (F63) b/s-1.

BOOTS GARAGE 1972: AREA B

127A

Only one tiny sherd of fine sandy splashed ware, c.1100-80.

Shards: 1, Wght: Sym, Est. Vessel: 1.

W11 - b1s - 1 (F26)

BOOTS GARAGE 1972: AREA B

132.

Three sherds, one fine sandy splashed ware possible jug, c.1100-80, one coarse reduced sandy ware cooking pot, cf with B124, and A1 may be part of same vessel. One sherd of green glazed jug with iron oxide strip decoration, possible late 13thc (or later) in date.

Sherds: 3, Wght: 30gm, Est. Vessels: 3.

W14 - bis-1 (F14) BG 110

W9 - bis-1 (F116) - similar B.G. 306, B (124) A (1).

W11 - bis-1 (F26)

BO. TS GARAGE 1972: AREA B

132A

Fairly major layer with 55 sherds. One sherd of post-medieval red-bodied black glazed earthenware which is difficult to date with any certainty. The latest pottery from this deposit is light-bodied green glazed jug sherds. These are the main ware from the deposit, along with coarse orange sandy ware cooking vessels, a small amount of sandy splashed ware, and one or two coarse shelly ware vessels. Possible date c. 1250-80, but may extend into last quarter of 13thc, so second half 13thc may be a better general date.

Sherds: 55, Wght: 640gm, Est. Vessels: 38.

W9, Bowl (R80) - B.G. 286.

W9, Bowl (R167) - B.G. 240.

W9 C.P. base - B.G. 287.

W9. C.P. base - B.G. 286? - CHECK

W6 - b15 - 2

W5 - b15 - 3.

W5? - b15 - 1.

W39 - C.P. b15 - 1

jug - b15 - 6 (F36)

W13 - b15 - 11

F13 - b15 - 6.

W10 - b15 - 8 (F66, 32, 16/52)

W9 - b15 - 7

W14 - b15 - 5

+ 1 post-medieval sherd. Black Glaze b15 - 1.

BOGTS GARAGE: AREA B

132B

132A and 132B contain the largest amount of pottery from area B, with 132B the single largest amount of sherds, 85. The latest pottery from the deposit is light-bodied green glazed jug sherds, however there are relatively higher amounts of sandy splashed ware which may suggest a slightly earlier date for this layer?. There are two Stamford ware vessels from the feature, undiagnostic but probably 11th or 12thc in date. The rims from the context include a mid 13thc+ (cf D.H. pit P in undercroft) shelly ware cooking pot rim, 2 late splashed ware inturned jug rims, 2 coarse orange sandy ware cook pot rims (c. 1250-70, on D.H. P pit) ^{and} an inturned green glazed jug rim (c. 1230-75). A date of c.1230-70 may therefore be more appropriate for this deposit than the slightly later date suggested for 132A. Alternatively they could both fit in period c.1230-70?

Sherds: 85, Wght: 1190gms, Est. Vessels.

W5 Cook pot rim B.G. 86, B.C. 319.

base B.G. 87

b/s -8

W10 jug rim B.G. 171

rim frag only

base B.G. 134

base B.G. 202

base B.G. 203

base frags

handle B.G. 206

b/s - 18 (F16 4)

W9 Cook pot rim B.G. 303

base frag

b/s - 9

W39 Cook pot rim B.G. 305

base B.G. 304

b/s -6 (includes F36 5)

W13 Jug rim B.G. 108

base B.G. 105

base B.G. 106

b/s - 9

What was the date of the 132B?
1230-70

Continued

W11 Base frag

Base frag

b/s -4

W15(f37) b/s -1 F35 b/s -1

W12/26? b/s -1

W14(?) b/s -3

W12(F53) b/s -1

W17 base frag

b/s -1

BOOTS GARAGE 1972: AREA B

133

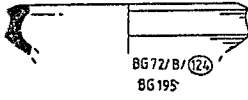
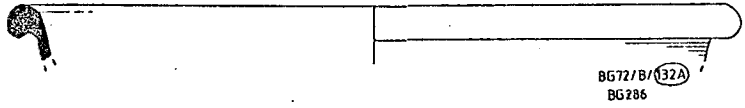
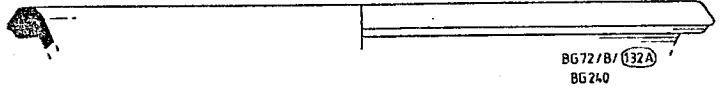
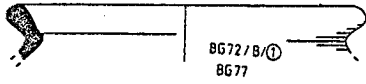
Only 3 sherds, one sandy splashed ware jug, one coarse shelly ware cooking pot (mid 13thc+) and a shelly ware bowl rim which cannot be dated with any certainty as such an unusual form.

Sherds: 3, Wght: 140gms. Est. Vessels: 3.


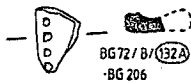
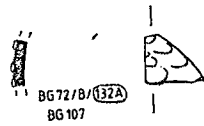
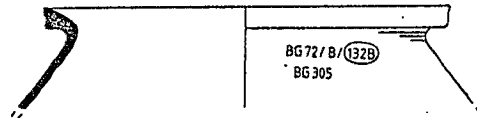
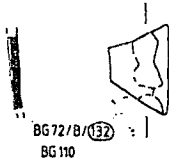
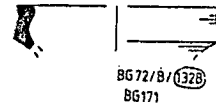

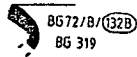
W6 - Bowl (R277) - B.G. 273.

W5 - bs-1

W10 - bs-1.



SEC. B of 306
- A ①



BOOTS GARAGE 1972 AREA B

134.

Join with B 1

Only 3 sherds, one early fine sandy splashed ware spout, c1100-50,
and two sherds (same vessel) of a sandy splashed ware which joins with
B 1 and which may be either late 12th or possibly 13thc in date.

Sherds: 3, Wght: 60gms, Estimated Vessels: 2.

W11, - spout - B.G. 147.

W11 - F16 - b15 - 2, - joins B ①.
(52)

BBOIS GARAGE 1972 AREA B

135

10 sherds, two sandy light-bodied mottled green glazed jug (c.1230-75+)
one coarse shelly ware cooking pot fragments and the majority of sandy
splashed ware probable jug fragments. (7 sherds, only two estimated
vessels) Date possible around middle of 13thc

No of sherds: 10, Weight: 165gms, Est. Vessels: 5.

F13 - base - frag.

W5 - b15 - 1

W10 - b15 - 7

F36 - b15 - 1.

BOOTS GARAGE 1972: AREA B

135C

Only 2 sherds, both possible early fine sandy splashed ware (c.1100-80)

Sherds: 2, Wght: 70gms, Est. Vessel: 2.

W11 - base - B-G. 255

W11 - b15 - 1.

BOOTS GARAGE 1972: AREA B

135D

Only 3 sherds, two fine shelly ware sherds, and one fine sandy splashed ware, c.1100-80.

Sherds: 2, Wght: 15gms, Est. Vessels: 2

W6 - bis - 1

W11 - bis - 1.

BOULS GARAGE 1972 A.EA B

141

Shelly ware rim uncertain of date, will re-check if necessary.

Shards: 1, Wght: 10gms, Est. Vessel: 1.

N2/S? Rim - frag only -

142

One sherd of hand-made Saxon (middle Saxon?), and one sherd which may possibly be Stamford ware? Date uncertain

Sherds: 2, Wght. 10gms, Est. Vessel: 2

W3 b/s - 1.

W17? b/s - 1.

BOOTS GARAGE 1972 AREA B

154

Only 3 sherds, one possible Roman greyware jar rim, and one greyware jar base (Roman) The other sherd is a possible hand-made Saxon (?Iron Age) sherd.

Sherds: 3, Wght: 60gms, Est. Vessels: 3.

W19 - Jar Rim - B.G. 13,
W19 - Jar Base - B.G. 14,

W3 - bks - 1.

BOOTS GARAGE 1972: AREA B

155

Two sherds of possible hand-made Saxon or ?Iron Age sherds. Probably Saxon

Shards: 2, Wght: 25gms, Est. Vessels: 2.

W3 - b/s - 2 - No 1 b/s W2 - VN 20/5/67 -

BOOTS GARAGE 1972 AREA B

159

One possible hand-made Saxon sherd

Shards: 1, Wght: 10gm, Est. Vessel: 1

W3-1 bis

BOOTS GARAGE 1972: AREA E

184.

One sherd of post-medieval red-bodied black glazed earthenware. Ware difficult to date with any certainty has long period of production.

Sherds, 1, Wght., 10gm, Est. Vessels, 1

P.M. black glaze Base

BOOTS GARGE 1972: Area B

192

Post-medieval feature, 19 sherds, 13 maximum vessels, possible date mid to late 17thc

Sherds, 19 Wght., 590gm, Est. Vessels, 13

P.M. ^mMidland Black Cup (Rim and body)

Cup rim
base
b/s -1

(P.M. Midland Yellow Base

P.M. Slipware handle

P.M. Tin glaze b/s -1

P.M. Cistercian ware b/s -1

black glaze b/s -6

BOOTS GARAGE 1972 AREA B

193

Only one sherd, base of ^a green glazed jug, possibly later 13th or early 14thc date.

Shards: 1, Wght: 30gms, Est. Vessels: 1.

W3/14- base, - B.G. 102.

BOCTS GARAGE 1972. AREA B

194

Light-bodied red-slipped pancheon/rim, possible date 17th or 18thc

Sherds, 1, Wght., 100gm, Est. Vessels, 1

P.M. Rim Light-bodied red-slipped pancheon.

195

Post-medieval, 7 sherds, maximum of 5 vessels, including press-moulded
slipware possible transfer/print cup,, whiteware and red-bodied black
glazed earthenware. Suggested date range first half 18thc to late 18th/19thc

Sherds, 7, Wght., 160gm, Est. Vessels, 5

P.M. Slipware plate rim

P.M. Transfer cup handle
b/s -1

P.M. Black/brown glaze b/s -4

BOOTS GARAGE 1972: AREA B

196

One sherd of post-medieval black glazed ware, possible 17thc date????

Sherds, 1, Wght., 5gm, Est. Vessels, 1
P.M. Black glaze Rim

BOOTS GARAGE 1972: ARRA E

204A

Only 3 sherds, one reduced sandy ware vessel (second half 11th or early 12thc) and one fine sandy splashed ware cooking pot/jar (two sherds). Although the vessel does not have any evidence of glaze it is probably part of the splashed ware production. There is a very very vague possibility that it may be Roman (unlikely) The form of the rim is that of a collared vessel and such may date to c.1100-50. Rim does not fit in the early splashed ware range, possibly later in date.

Sherds: 3, Wght: 60gms, Est. Vessels: 2.

W11? - Rim - (R287) - B.G.221.

W12 - bis - 1.

BOOTS GARAGE 1972: AREA B

204D

One sherd of Stamford ware, fabric B^gglazed no evidence of copper, possible date range second half of the 11th to mid 12thc. Kilmurry states fabric B occurs from c.1060 to 1250.

Shards: 1, Wght: 10gms, Est. Vessels: 1.

W17- b/s-1.

BOOTS GARAGE 1972: AREA B

214

One sherd may ^{be} part of ^{the} same vessel as ⁱⁿ B 215A. Three sherds, all splashed ware,
, may all date to 12thc. c.1100-80

Sherds: 3, weight: 25gms; Est. Vessels: 3.

W10/11 - bis - 2 (F32) - y B (215A)

W11 - bis - 1 (F27).

BOCTS GARAGE 1972: AREA B

217. Three sherds of post-medievalwares, including ^{d a} creamware cup or dish, and two transfer print forms, not earlier than c. 1780, probably 19thc.

Shards, 3, Wght., 20gm, Est. Vessels, 3

P.M. Creamware b/s -1

P.M. Transfer print b/s -2

BOOTS GARAGE 1972: AREA B

215A

95

Probably one of the vessels in B 214 from same vessel in 215A.
6 sherds, one fine shelly ware cook pot (12thc?), one reduced sandy ware splashed glazed sherd (second half 11thc/early 12thc) and three sherds of splashed^{ware}, all of which could be 12thc in date, possibly later rather than earlier in century.

Shards: 6, Wght: 110gms, Est. Vessel: S.

w10 - base, - B.G. 274.

w12 - bis-1.

w11 - bis-3

w10(F32) bis-1 - of B (214)

BOOTS GARAGE 1972: AREA B

219

Only one sherd of light-bodied green glazed ware, possible date
second half 13thc+

Shard: 1, Weight: 20gms, Est. Vessel: 1.

W13 b15-1.

BOATS GARAGE: AREA B

220.

Only one sherd of post-medieval/willow pattern, 19thc

Sherds, 1, Wght., 10gm, Est. Vessels, 1

P.M. Transfer print rim

BOOTS GARAGE: AREA B

247.

Post-medieval pottery, includes white salt glazed stoneware (c. 1720-80)
Nottingham brown stoneware (18thc), 'scratch blue' (c. 1740-80) and a
red-bodied brown glazed storage vessel. Suggested date could be mid 18thc

Sherds, 4, Wght., 90gms, Est. Vessels, 4

P.M. White saltglazed stoneware rim, 'scratch blue' b/s -1

P.M. Nott, stoneware base

P.M. Black glazed base.

BO. TS GARAGE. AREA B

256.

Post-medieval, includes Midland yellow, and three possible Nottingham stoneware kiln wasters or separators. Dating of stoneware 18thc or at earliest very end of 17thc, Midland Yellow probably 17thc date, could be earlier.

Sherds, 10, Wght., 200gm, Est. Vessels, 3

P.M. Midland Yellow rim

base

b/s -3

P.M. Nott stoneware b/s -3

BOOTS GARAGE: AREA B

257

Post-medieval one sherd of brown glazed hollowware, may be
butter pot, therefore could be 17thc, although not ~~certain~~.

Sherds, 2, wght., 60gm, Est. Vessels, 1

P.M. Brown glaze b/s -2

BOOTS GARAGE: AREA B

260

One post-medieval sherd of red-bodied brown glazed vessel, date uncertain as long period of production of this ware.

Sherds, 1, Wght., 40gm, Est. Vessels, 1

P.M. Black glazed handle

BOCTS GARAGE: AREA B

268.

Post-medieval includes Slipware, Midland yellow, butter pots?, and red-bodied black glazed vessels. On basis of slipware could be second half 17thc in date.

Sherds, 11, Wght., 370gm, Est. Vessels, 10

P.M. Slipware handle

P.M. Midland Yellow b/s -4

P.M. Midland Purple b/s -1

P.M. Black glazed b/s -5

BOOTS GARAGE: AREA B

268A

one sherd of post-medieval red-bodied black glazed earthenware, for possible date see 268

Sherds, 1, Wght., 5gm, Est. Vessels, 1

P.M. Black glazed b/s -1

BOATS GARAGE: AREA B

269

Post-medieval, one vessel, Mildand black cup, possibly 17thc date, but would need to check to certain of date

Sherds, 2, Wght., 140gm, Est. Vessels, 1
P.M. Midland Black Cup Base and b/s

BOOTS GARAGE: AREA B

270

Four sherds of medieval pottery, all small in size, two light-bodied green-glazed sherds, second half 13thc, two late medieval gritty ware sherds (later 14th/15thc). Latest material probably 15thc in date.

Sherds: 4, Wght: 65gms, Est. Vessel: 4.

w13-b1s-2

w24-b1s-2.

BOOTS GARAGE. AREA B

270A

Two sherds of a Midland Purple fabric may be 15thc in date but could be later 16thc (see 270 probably same dating applies) and a shelly ware sherd, 13-14thc.

Steno: 3, Wght: 55gm Ear. Vessels: 3

WS b/s - 1.

P.M. Midland Purple b/s -2

BOOTS GARAGE: AREA B

271 271 One early shelly ware base, possible 10thc date.

Shards: 1, Wght: 200gms, Est. vessel: 1.

W2 - base (frag)

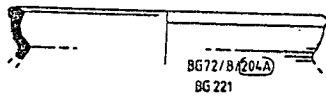
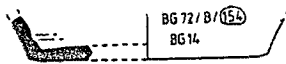
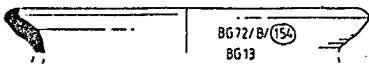
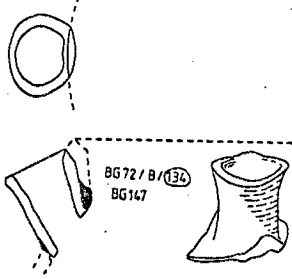
BOOTS GARAGE: AREA B

274

One sherd of post-medieval redware vessel, date early post-medieval ,
?16th or possibly 17thc

Sherds, 1, Wght., 40gm, Est. Vessels, 1

P.M. Redware b/s -1



W11 TO GARAGE: AREA N

9.

Only one tiny reduced sandy ware sherd, very difficult to date, cannot satisfactorily be placed in particular ware, possibly 11th or 12thc???

Sherd, 1, Wght. 5gm Est. Vessels, 1
W11/12 b/s -1

BOOTS GARAGE: AREA N

11

Only one tiny fragment of shelly ware which one cannot in honesty date
hopefully context may give a better idea of the date.

Sherd, 1, Wght., 5gm Est. Vessels, 1
W2/5 b/s -1

BOOTS GARAGE: AREA N

18A

Only two sherds, one abraded early shelly ware cooking pot rim, 210thc,
and a tiny shelly ware body sherd, which could easily fit same date range

Sherds, 2, Wght., 25gn[±] st. vessels, 2

W2 Rim B.G. 79

W6 b/s -1

BOOTS GARAGE: AREA N

18B

One sherd of reduced green glazed ware, 14thc date.

Sherd, 1, Wght., 5gm[±]st. Vessels, 1
W14, b/s -1

BOOTS GARAGE: AREA N

32.

Suggested fragments of pot probably stone.

FOOTS GARAGE AREA N

36.

One post-medieval ~~sherd~~ of mottled ware, date late 17th/first half 18thc

Sherds, 1, Wght., 5gm, Est. Vessels, 1

P.M. Mottled ware b/s -1

NB VN MISTAKE

IS N (75)

VN 20/5/87

BOOTS GARAGE: AREA LN

67

11 sherds, Stamford rim same as in N85. Material includes an early shelly ware inturned bowl rim, a Stamford ware rim (same as N85) all in fabric A and 5 Torksey ware sherds, probably from 2 vessels. There are also ~~two~~ sherds of fine shelly ware. Date could be 10thc, on basis of fine shelly ware may possibly later 10th or early 11thc. The rest of the material could be 10thc in date, although the Stamford ware rim difficult to date with certainty.

Sherds, 11, Wght., 190gm, Est. Vessels, 6.

W2 Bowl rim B.G. 80

W6 b/s -2

W26 base frag

b/s -4

W17 Cook pot rim B.G. 42, cf N 85

b/s -4

BOOTS GARAGE: AREA N

72.

One Torksey ware rim, dating of Torksey based on Barley at odds with evidence from Flaxengate, where it is suggested as all pre-Conquest. Halifax Place evidence and the Drury Hill defensive ditch fill would tend to support this argument as well as lack of evidence of Torksey ware on D.H. site. Pre-Conquest date likely, possible 10th but???

?c. 950-1050

Sherds, 1, Wght; 10gm, Est. Vessels, 1

W26 Jar rim B.G. 12

BOOTS GARAGE: AREA N

74.

Only three sherds from two probable vessels, one early shelly ware (-10th/11th) and one Torksey ware vessel. For dating see N 67

Sherds, 3, Wght., 40gm, Est. Vessels, 2

W2 b/s -1

W26 b/s -2

FOOTS GARAGE: AREA N

75.

5 sherds of post-medieval pottery including Midland Yellow, Elers red-stoneware, Nottingham stone ware, and a willow pattern plate. Midland yellow (17th/16thc), Nott, stoneware (18thc) Elers ware (late 18th?) Willow pattern ? late 18th or more likely 19thc

Sherds, 5, Wght., 40gms, Est. Vessels, 4

P.M. Midland yellow Rim

b/s -1

P.M. Elers ware?/Redware base

P.M. Nottingham stoneware b/s -1

Willow pattern b/s -1

-SEE N (36)?

VN MISTAKE

VN 20/5/67

BOOTS GARAGE. AREA N

76.

One Mildand yellowware vessel, possibly 17thc

Sherds, 1, Wght; 10gm, Est. Vessels, 1

P.M. Midland Yellow b/s -1

BOOTS GARAGE: AREA N

77

One sherd of ^q green glazed jug, date could be second half 13thc, but fabric often occurs in 14thc as well

Sherds, 1, Wght. 10gm , Est. Vessels, 1

W13 b/s-1

BOOTS GARAGE: AREA N

78. ^{one} Only sherd of splashed ware in a fabric which ^{is} probably 12thc
but may occur later. Second half 12thc?

Sherds, 1. Wght., 10gm, Est. Vessels, 1
W10 (f16) b/s -1

BOOTS GARAGE: AREA N

79

One sherd of splashed ware, probably 12thc, ?first half, ^egeneral date
c.1100-80

Sherds, 1, Wght., 5gm, Est. Vessels, 1

W11 b/s -1

BOOTS GARAGE: AREA N

81

Single Stamford ware rim of a cooking pot (Form 2). Probably fabric A, Unfortunately broken off at junction of rim and neck of vessel therefore unable to date it precisely, 10th or 11thc

Sherds, 1, Wght., 20gm, Est. Vessels, 1

W17 Cook pot rim, B.G. 39

BOOTS, COFFAGE: AREA N

82

One ~~sherd~~ of reduced green glazed jug, 14thc

Sherds, 1, Wght., 5gm, Est. Vessels, 1

W14, b/s -1

BOOTS GARAGE AREA N

E4. Joins A 74

One Stamford ware sherd possibly 11th or early 12th in date. See A 74

Sherds, 1, Wght, 10gm, Est. Vessels, 1

W17 b/s -1 joins A 74

BOOTS GARAGE: AREA N

85.

Stamford ware cooking pot rim same as B.G. 42, in N 67. Two Stamford ware cooking pot rims from this context. Unfortunately both difficult to parallel examples compare in range late 9th to early 11thc. See N 67 for arguments on dating, could be second half 10th or early 11th??

Sherds, 2, Wght., 40gm, Est. Vessels, 2

W17 Cook pot rim B.G. 41

Cook pot rim B.G. 42 joins N 67

BOOTS GARAGE AREA N

87.

Two vessels., one fine shelly ware cooking pot and one Torksey vessel.
The fine shelly ware could be as early as late 10th or first half 11thc
Torksey ware may date to 10thc, or later ?

Sherds, 5, Wght., 35gm, Est. Vessels, 2

W6, b/s -4

W26 b/s -1

BOOTS GARAGE AREA N

88

One body sherd of Stamford ware, could be 11th or 12thc? ? more likely
post-Conquest

Shards, 1, Wght., 10gm, Est. Vessels, 1

W17 h/s -1

BOCTS GARAGE: AREA N

89.

Only one Torksey cooking pot base, 10th-11thc

Sherds, 1, Wght., 30gm, Est. Vessels, 1
W26 Base.

EVENTS GARAGE: A. N.

89A

Three sherds, two Torksey and one early shelly ware. Possible date
10thc+

Sherds, 3 Wght., ^{35gm} Est. Vessels, 3

W2 b/s -1 Deco B,G.81

W26 b/s -2

BOOTS GARAGE AREA N

95.

One sherd of Torksey ware, possibly similar to vessel in N89.
10thc/11thc?

Sherds, 1 Wght.. 20gm Est. Vessels, 1

W26 b/s -1

BOOTS GARAGE: AREA N

97A

Only three sherds, one early shelly ware vessel (10th, possibly 11th)
one Stamford ware cooking pot base, and a Torksey ware cooking pot.
Similar range of material cf N67 for closer dating arguments, 10th

Sherds, 3 Wght., 70gm Est. Vessels, 3

W2 Base B.G. 78

W17 Base B.G. 35

W26 Rim B.G. 2

BOOTS GARAGE: AREA N

97C

Only two sherds, one fine shelly ware and one ^Iorksey ware vessel.

The fine shelly ware sherd may suggest a late 10th or early 11thc date?

Sherds, 3 Wght., 25gm Est. Vessels, 3

W6 b/s -1

W26 b/s -2

BOOTS GARAGE: AREA N

102

Joins with A 150

Two probably Torksey ware vessels, although one oxidised. Date 710th/11thc

Sherds, 3 Wght., 60gm Est. Vessels, 2

W26 Rim B.G. 9

b/s -1 joins A 150

BOOTS GARAGE: AREA N

104

Only one fine shelly ware vessel. Date ?pre-Conquest no parallel for rim type therefore have to state uncertain of date, but suggest that it is probably early

Sherds, 1 Wght; 10gm Est. Vessels, 1
W6 Rim B.G. 89

BOOTS GARAGE: AREA N

109

Unertain may just be two Torksey ware sherds, although one of sherds looks very odd for Torksey and had initially been classified under W12 However on balance would tend to favour pre-Conquest rather than post-Conquest date, but instinct only.

Sherds, 2 Wght., 20gm Est. Vessels, 2
W12 (?) b/s -1 X
W26 b/s -1

• NOT W12.

Torksey would be O.K.

CBY.

BOOTS CAMP : AREA K

110

Only one early shelly ware sherd, ?10thc+

Sherds, 1 Wght., 5gm Est. Vessels, 1
W2 b/s -1

BOOTS GARAGE: AREA N

112

One early shelly ware cooking opt, 10thct

Sherds, 2 Wght., 20gm Est. Vessels, 2
W2 b/s -1
W50/21? b/s 01

BOOTS GARAGE: AREA N

112A

Sherds of possible daub/clay rather than actual pottery

Sherds, Wght., Est. Vessels,

BO. IS GARAGE: AREA N

113

Fragment of a probable stone

Sherds,	Wght.,	Est. Vessels,
---------	--------	---------------

BOATS GARAGE: AREA N

115

Probable fragments of clay rather than pottery

Sherds,	Wght.,	Est. Vessels,
---------	--------	---------------

BOUIS GARAGE: AREA N

137A

One probable Roman greyware jar sherd.

Sherds, 1 Wght., 5gmEst. Vessels, 1
W19 b/s -1

BG72/N/18A
BG79

BG72/N/85
BG41

BG72/N/89A
BG81

BG72/N/67/65
BG42

BG72/N/67A
BG2

BG72/N/8
BG80

BG72/N/102
BG9

BG72/N/72
BG12

BG72/N/104
BG89

BG72/N/81
BG39