

EAST ANGLIAN  
ARCHAEOLOGY

REPORT NO. 11

NORFOLK

Spong Hill

Part II



NORFOLK ARCHAEOLOGICAL UNIT

Norfolk Museums Service

1981

EAST ANGLIAN ARCHAEOLOGY



# EAST ANGLIAN ARCHAEOLOGY

REPORT NO. 11

NORFOLK

Spong Hill

Part II



NORFOLK ARCHAEOLOGICAL UNIT

Norfolk Museums Service

1981

EAST ANGLIAN ARCHAEOLOGY

REPORT No.11

Published by

The Norfolk Archaeological Unit,  
Union House,  
Gressenhall,  
Dereham,  
Norfolk, NR20 4DR,

in conjunction with

The Scole Archaeological Committee Ltd.

Scole Editorial Sub-committee:

Alan Carter, Director of Norwich Survey  
Peter Wade-Martins, County Field Archaeologist, Norfolk Museums Service  
Stanley West, County Archaeological Officer, Suffolk Planning Department

Typed by Joan Daniells

---

© THE NORFOLK ARCHAEOLOGICAL UNIT, 1981

ISSN 0307 2460

For details of East Anglian Archaeological Reports - see last page

This volume is published with the aid of a grant from the  
Department of the Environment

## CONTENTS

THE ANGLO-SAXON CEMETERY AT SPONG HILL,  
NORTH ELMHAM,  
Part II  
Catalogue of Cremations, Nos. 22, 41 and 1691-2285

|  | Page |
|--|------|
| List of Plates                               | vi   |
| List of Figures                              | vi   |
| List of Tables                               | vii  |
| Contributors                                 | vii  |
| I INTRODUCTION                               | 1    |
| II ACKNOWLEDGEMENTS                          | 1    |
| III SUMMARY OF RESULTS OF 1976-7 EXCAVATIONS | 2    |
| Prehistoric occupation                       | 2    |
| Roman occupation                             | 2    |
| Anglo-Saxon domestic features                | 3    |
| Recent disturbances                          | 3    |
| The cemetery: Inhumations                    | 3    |
| Square enclosure                             | 4    |
| Cremations: Cremated bone                    | 4    |
| Un-urned cremations                          | 4    |
| IV POTTERY                                   | 4    |
| Stamp-linked groups                          | 7    |
| V GRAVE-GOODS                                | 22   |
| BIBLIOGRAPHY                                 | 23   |
| NOTE ON CATALOGUE                            | 26   |
| CATALOGUE OF CREMATIONS                      | 28   |
| CORRIGENDA AND ADDENDA TO PART I             | 279  |
| INDEX  | 287  |

## LIST OF PLATES

|        |   |  |
|--------|---|--|
| Pl.I   | Selected pots   |  |
| Pl.II  | Selected pots   |  |
| Pl.III | Stamps from Groups 4, 18 and 42 and stamp type XIa (2144) |  |
| Pl.IV  | Stamps from Groups 2, 31 and 41                           |  |
| Pl.V   | Grave-goods from Cremation 2211                           |  |
| Pl.VI  | Selected grave-goods from cremations                      |  |
| Pl.VII | Selected grave-goods from cremations                      |  |

## LIST OF FIGURES

|   |  | Page          |
|---|--|---------------|
| Fig.1   | Plan of excavations 1972-8   | facing p. 2   |
| Fig.2   | Grid squares containing disturbed areas  | 5             |
| Fig.3   | Distribution of selected stamp-linked pottery groups                               | 20            |
| <b>POTTERY</b>                                |  |               |
| Figs.4-25                                     | Undecorated pottery  | 90-111        |
| Figs.26-42                                    | Linear-decorated pottery   | 112- 28       |
| Figs.43-68                                    | Bossed, linear- and indented-decorated pottery                                     | 129- 54       |
| Figs.69-122                                   | Stamped pottery  | 155-208       |
| Figs.123-5                                    | Miscellaneous incomplete pots  | 209- 11       |
| Fig.125                                       | Associated grave-goods from unillustrated fragmentary pots and un-urned cremations | 211           |
| Figs.126-33                                   | Stamps tabulated according to motif  | 212- 9        |
| Figs.134-6                                    | Stamps associated on one pot   | 220- 2        |
| <b>GRAVE-GOODS ARRANGED ACCORDING TO TYPE</b> |  |               |
| Fig.137                                       | Silver pendants, rings and bronze brooches   | 223           |
| Figs.138-9                                    | Brooches   | 224- 5        |
| Figs.140-3                                    | Various bronze objects   | 226- 9        |
| Figs.144-5                                    | Bronze sheet   | 230- 1        |
| Figs.146-60                                   | Toilet sets  | 232- 46       |
| Figs.161-3                                    | Various iron objects   | 247- 9        |
| Fig.164                                       | Glass vessels  | 250           |
| Fig.165                                       | Glass beads  | 251           |
| Fig.166                                       | Glass, amber and crystal beads, spindle-whorls, pottery and stone                  | 252           |
| Fig.167                                       | Honestones and worked flint  | 253           |
| Figs.168-75                                   | Bone combs   | 254- 61       |
| Figs.176-7                                    | Bone beads and playing pieces  | 262- 3        |
| Fig.178                                       | Antler rings and bone spindle-whorls   | 264           |
| Fig.179                                       | Bone pegs, pendants and needlecase   | 265           |
| Fig.180                                       | Ivory  | 266           |
| <b>PLANS AND SECTIONS</b>                     |  |               |
| Figs.181-5                                    | Cremations associated in the grounds   | 267- 71       |
| Figs.186-92                                   | Contents of complete cremations  | 272- 8        |
| Fig.193                                       | The cemetery showing numbered cremations   | facing p. 278 |
| <b>CORRIGENDA</b>                             |  |               |
| Fig.194                                       | New drawing of urn group 1409, 1414, 1421, 1422                                    | 281           |
| Fig.195                                       | Brooches   | 282           |
| Fig.196                                       | Brooches and toilet sets   | 283           |
| Fig.197                                       | Iron and bronze razor, bronze objects and claw beaker fragments                    | 284           |
| Figs.198-9                                    | Bone combs   | 285- 6        |



## LIST OF TABLES

|   | Page  |
|---|-------|
| Table 1 Stamp-linked Groups 2-4                 | 6     |
| Table 2 Stamp-linked Group 7/12                 | 8-9   |
| Table 3 Stamp-linked Groups 5, 8, 11, 13 and 17 | 10    |
| Table 4 Stamp-linked Groups 18-24               | 15    |
| Table 5 Stamp-linked Groups 25-31               | 17    |
| Table 6 Stamp-linked Groups 32-43               | 19    |
| Table 7 Cremation pots and grave-goods          | 68-89 |

## CONTRIBUTORS

Catherine Hills, M.A., Ph.D., F.S.A.,  
Assistant Lecturer in Archaeology, University of Cambridge

Kenneth Penn, B.Ed.,  
Research Assistant, Spong Hill Excavations, Norfolk Archaeological Unit



# The Anglo-Saxon Cemetery at Spong Hill, North Elmham, Part II:

CATALOGUE OF CREMATIONS, Nos. 22,41 and 1691-2285

by Catherine Hills and Kenneth Penn

## I. INTRODUCTION

This volume is the second in the series of catalogues of burials from the Anglo-Saxon cemetery at Spong Hill, North Elmham, Norfolk (site 1012). It covers the cremation pottery and grave-goods excavated in 1976 and 1977 from the north-eastern quarter of the cemetery. Inhumations from the same area, excavated from 1975 to 1978, will appear in a further volume. Two cremations from trenches excavated in this part of the cemetery during the 1968 trial season are also included.

All the material, as before, has been placed on loan in Norwich Castle Museum <sup>1</sup> which is also the final destination of the records, still at present housed by the Norfolk Archaeological Unit at Gressenhall, near East Dereham, Norfolk.

## II. ACKNOWLEDGEMENTS

Thanks must again go primarily to the owner of the land, Simon Thompson, without whose continued co-operation the excavation could not have proceeded.

The project has continued to be financed by the Department of the Environment who increased their grant to finance full-time post-excavation work. This was carried out from 1976-7 by Catherine Hills and then by Kenneth Penn. Robert Rickett has assisted since 1978. Since 1975 the excavation has been directed by Catherine Hills for the Scole Committee under the auspices of the Norfolk Archaeological Unit. Many people have been involved as specialists, staff, excavators and post-excavation assistants. During 1976-7 site supervisors included Robert Darvill, Kenneth Penn, Robert Rickett, Inge Särilvik and Robert Wilson. Stephanie Rickett was planning supervisor and also site supervisor in 1977. Finds supervisors were Ursula Fawcett and, chiefly, Louisa Gidney. The many volunteers included professional diggers, students and amateur or part-time archaeologists. Amongst these, John Turner must be singled out for his dedicated work throughout almost the whole of the excavation.

The grave-goods were conserved at Norwich Castle Museum, chiefly by Kate Starling and Karen Wardley. The staff of the archaeology and conservation departments of the museum, particularly the Keepers of those departments, Barbara Green and Sylvia Turner, continued to offer valuable advice and assistance. Most members of the Norfolk Archaeological Unit have been directly or indirectly involved in the project, especially the County Field Archaeologist, Peter Wade-Martins. Cambridge University has provided occasional technical expertise and a number of student volunteers as well as employing Catherine Hills since 1977 in a post which allows her time for continued direction of the excavation.

This volume is the result of the combined efforts of a number of people, but in general the text (including that of the catalogue) is by Catherine Hills while the illustrations both of pots and grave-goods are by Kenneth Penn. Robert and Stephanie Rickett did

much of the preliminary sorting and processing of the material and also some of the illustrations: Stephanie drew the external pot sections and plans (Figs.181-5), while Robert drew the internal sections (Figs.186-92), the stamp tables (Figs.126-36, Tables 1-6), and the plans (Figs.1-3, 193). David Morgan and Lē Adams were responsible for the reconstruction of pots from the disturbed area, which is reported on p.3 by Robert Rickett. The photographs are the work of Jerry Lockett (now University College, London), Kenneth Penn, Graham Pooley (Norfolk Archaeological Rescue Group), Robert Rickett, Derek Edwards and David Wicks. Identification of honestones is based on petrographic examination carried out by David Moore, Mineralogy Department, British Museum (Natural History). Descriptions of glass vessels are based on descriptions by Professor Vera Evison, Birkbeck College, London. Mark Brisbane at Southampton Museum and Glenys Putnam at Cambridge are working on, respectively, pottery fabrics and cremated bones, but their final reports will not appear until the excavation has been completed and the cemetery can be considered as a whole. (An interim summary of work to date on pot fabrics appears as Brisbane 1980). Tony Gregory and Frances Healy (Norfolk Archaeological Unit) have provided information relating to the Roman and pre-historic material from the site.

Helpful comments on the first catalogue have been received from a variety of sources and have, where possible, been acted on in improving this volume. A list of corrigenda and addenda to Part I is included at the end and more general points will be dealt with either in relevant sections of the text or in the final synthetic and analytical volume of the series.

Amongst many other colleagues, Professor Vera Evison and Dr.J.N.L.Myres have continued to be a source of ideas and advice.

### III. SUMMARY OF 1976-7 EXCAVATIONS

#### PREHISTORIC OCCUPATION

A scatter of microliths continues to occur over the excavated area, but only one possibly contemporary feature (1145: not in Fig.193) has been identified. Neolithic and early Bronze Age pottery and struck flint also continue to be found unstratified over the site and in isolated or clustered irregular pits or hollows. (Frances Healy, Norfolk Archaeological Unit, is writing a full report on these phases of activity on the site).

#### ROMAN OCCUPATION

Several phases of activity during the Roman period are attested by the range of pottery and artefacts found both unstratified in the ploughsoil and in a large number of ditches, pits and post holes. No certain structures of Roman date have been identified, but there are at least two ditched enclosure systems (Fig.1). The first includes a substantial north to south ditch and an attached rectangular enclosure defined by ditch 197. It appears to date to between the middle of the first century B.C. and the middle of the first century A.D. The second system, on a slightly different alignment to the first, belongs in the main to the fourth century A.D. It consists of a large rectangular enclosure defined by ditch 146 against which a smaller enclosure abuts on the north (ditches 569/570). Several other ditches may also be connected. The later ditches contain a mass of pottery and some food bones in discontinuous lenses of dark soil which are at present interpreted as domestic rubbish. Associated buildings are either as yet unexcavated or have been entirely removed by erosion. The precise relationship of the fourth-century enclosures to the Anglo-Saxon cemetery is not yet clear. The north-western corner and western side of the large enclosure (ditch 146) were noticeably avoided by cremations, giving the impression that it was still partly open and in use as a boundary in the early Anglo-Saxon period. However, some ten metres to the east, the ditch was cut by a series of cremations, some of them in pots with close fourth-



SPONG HILL

1972-5 ← → 1976-8



Fig. 1. Plan of excavations 1972-8. Scale 1:300.

fifth-century parallels, notably C1716 (Fig. 55), which makes it difficult to attribute them to a relatively late phase in the cemetery's use, when an earlier boundary could have gone out of use.

#### ANGLO-SAXON DOMESTIC FEATURES

Two pits to the north of the cemetery and two shallow ditches produced grass-tempered Anglo-Saxon pottery, loom-weights and animal bone. A rectangular post-hole structure to the east of the cremations, south of the inhumations, may also be of Anglo-Saxon date.

Many pits and post-holes contained either no dateable artefacts or only material which might have been residual: small worn Roman potsherds and flint flakes are too common in features otherwise dated as Anglo-Saxon or later for isolated examples to be relied on as giving anything more than a terminus post quem for them.

#### RECENT DISTURBANCES

An area in the middle of the northern half of the cemetery is occupied by several modern features containing smashed urns (Fig. 2). As these features are in an area of ill-defined disturbances with a significantly high weight of fragmentary urns, they are interpreted as the work of urn diggers and rabbiters of the last two hundred and fifty years (Hills 1977, 6-8).

The total weight of sherds from this area is 265.60 kg, representing approximately 177 complete urns (calculated on 1.53 kg as the average weight of a complete urn). It has been possible to piece together parts of forty two urns (C2241-C2285, of which three were found to be parts of urns C1892B and C1937). With the exceptions of C2280, C2283 and C2285, these are all decorated urns, and there are still vast quantities of plain sherds which have not been pieced together. These urns have no associated grave-goods, and only C2283 and C2284 have any associated bone.

#### THE CEMETERY

In 1976 and 1977 a total of 548 numbers were assigned to cremations. Subsequent analysis of smashed and scattered cremations showed that some of them included parts of more than one pot. Separate pots originally given one number are distinguished in the catalogue by capital letters: A, B etc. The addition of these brings the total to 595, to which should be added two excavated in 1968 and, from the disturbed area, forty-two reconstructible from a total of 177 estimated pots. A further forty-one inhumations were excavated between 1976 and 1978 which, with the seventeen already found brings the total to fifty-eight.

#### Inhumations

The inhumations are now clearly seen as a distinct group, lying along the north-eastern edge of the cemetery, but not outside its limits: cremations occur, if sparsely, throughout the area occupied by inhumations, and the northernmost burials so far excavated are cremations. A number of cremations were buried in inhumation pits, and are therefore either later, or in some cases possibly contemporary burials. The few cremations found amongst the eastern group of inhumations include several set in the middle of an inhumation, perhaps deliberately. There is only one clear example of an inhumation disturbing a cremation which was backfilled into its pit (C2139, Inh.46). In other cases, however, it is possible that cremations were carefully reburied or, alternatively, smashed and scattered. In either case little trace would be left of the sequence of events. On the whole, it seems that the two rites were probably in contemporary use at the time when this part of the cemetery was being used, but there is more stratigraphical evidence for cremations being relatively later than inhumations than for the reverse. This contrasts with the conclusions which can be drawn on the basis of typology and horizontal stratigraphy, which suggest that the inhumations are later.

The inhumations are orientated approximately east to west, with heads usually to the west. There is one possible line of graves and another less obvious row. Two shallow ring-ditches, each approximately 10 m in diameter, surrounded large chamber graves, one of which was accompanied by a second, smaller, grave (see Hills 1977 for discussion of one of these graves). A third, smaller, ring-ditch surrounded another grave, while a fourth grave lay within an arc of a ring-ditch which may have abutted on to the southern edges of both the large ones.

#### Square Enclosure

A small square enclosure, outlined by ditch 581, was found immediately to the west of the ring-ditches. It definitely cut one inhumation (38) and probably cut several others, but was in turn cut by cremations. This ditch must, therefore, have been in use during some part of the life of the cemetery, and could perhaps be interpreted as surrounding an area with some special significance, although it is debatable whether one should go so far as to interpret it as a shrine.

### CREMATIONS

#### Cremated Bone

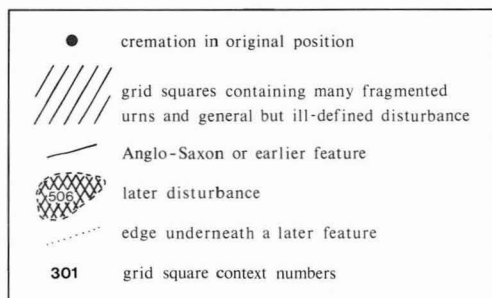
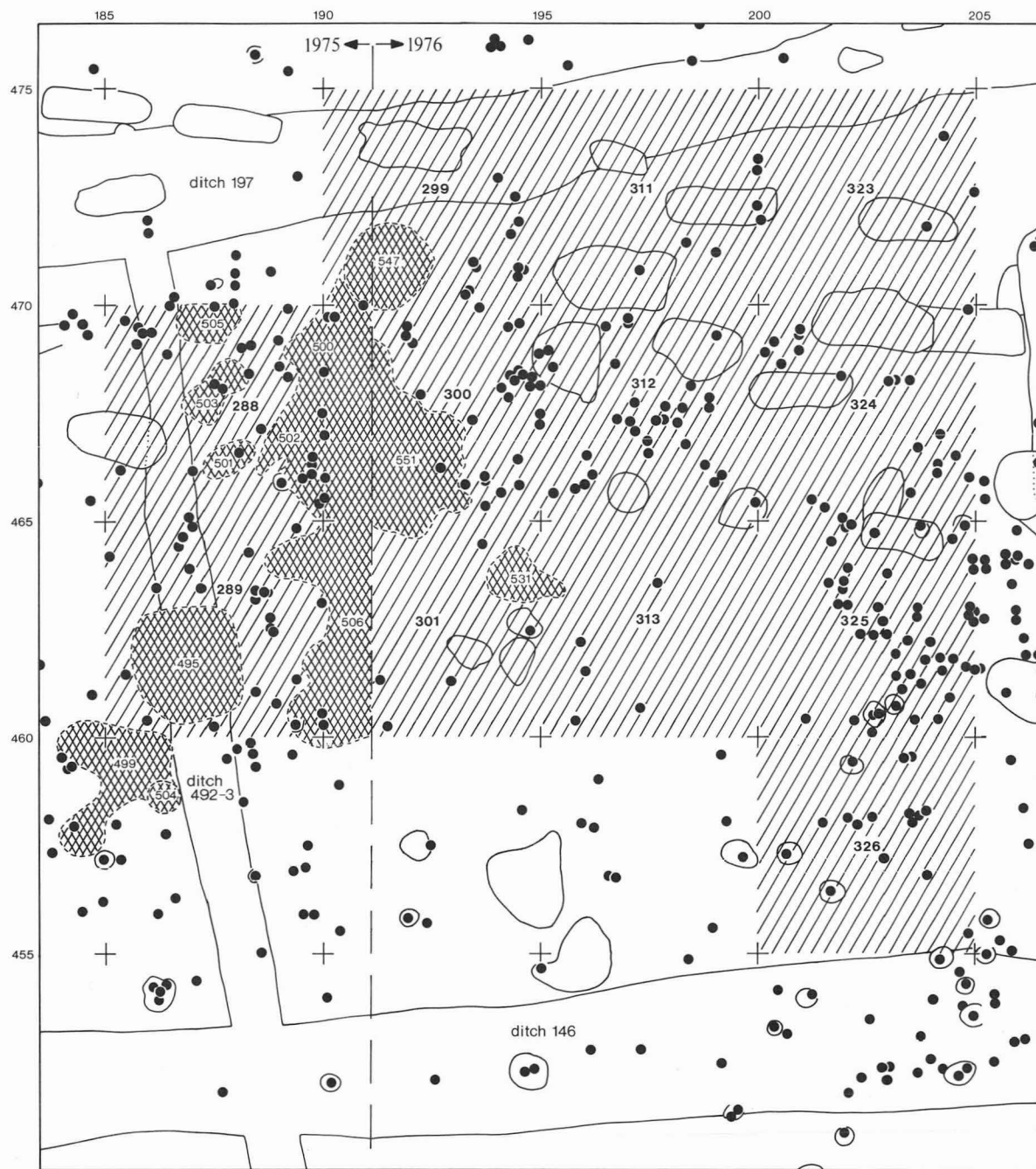
Analysis of the bone by Glenys Putnam is now in progress and will be published in due course. One interesting interim conclusion is that many of the pots contained parts of two or more individuals. The prevalence of multiple burials will raise considerably final population estimates as numbers can no longer be counted simply on a basis of equating one pot with one individual, even if allowance is made for possible contamination by repeated use of the same site for funeral pyres. It will also complicate attempts to discover consistent relationships between categories of grave-goods or pottery and the age or sex of associated burials. On the other hand, it might be useful in distinguishing family groupings.

#### Un-urned Cremations

Not all collections of un-urned bone can be considered as deliberately un-urned, for some are redeposited from pots disturbed by later burials, animals or urn diggers. Others, however, appear to have been deliberately buried without a pot. Some, which were found beside or underneath an urned burial, may be extra bones from the pot, or more probably, separately buried individuals, and these (like the burials associated inside a pot) might repay study in terms of identifying family groups. Other un-urned burials appear to have been set in a pit in the ground by themselves, possibly in a box or bag which has since decayed and disappeared. Where possible, the catalogue entries show to which category such concentrations of bone belong <sup>2</sup>.

## IV. POTTERY

The pots are arranged according to decoration in the illustrations as in part I. The attempt to go further and arrange undecorated pots according to shape has been abandoned, since it seems more consistent to arrange all the pots according to one aspect only, and not to try to combine two disparate means of ordering. Undecorated pots are, therefore, now in numerical order. Although an Anglo-Saxon pottery specialist might have preferred all the pots to be left in numerical order for him to rearrange according to his own system, experience has shown that for student or general archaeological readers, it is helpful to provide some kind of preliminary arrangement. This is not intended as anything more than a grouping according to the absence or presence of basic decorative elements, without any deductions being drawn from that grouping. The exception to this principle is in the arrangement together of the stamp-linked pots (and, in one case, of unstamped but stylistically very similar pots). It is suggested that these may be the products of individual potters or workshops which it is useful to see together on one page. In future it may be possible to identify pots made by the same person on



SPONG HILL 1975-6: grid squares containing fragmented urns and later disturbance

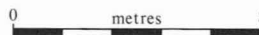


Fig.2. 1975-6 Grid squares containing fragmented urns and later disturbance as indicated by sherd weight analysis. Scale 1:150.





## Pottery

other grounds, but at present stamp links seem the only justifiable basis for doing so.

### STAMP-LINKED GROUPS

Stamp-linked groups include additions to the sixteen groups identified in part I, and also new groups numbered 17-43. Brief descriptions of associated grave-goods are now included in the discussion of each group as well as the pottery.

#### Group 1

No pots can be definitely added to this group, but C2078 and C2243 (Fig.93), which are both decorated with single rows of large swastika stamps, might be related.

#### Group 2 (Fig.69, Plate IV)

Two pots can be added, C1793 and C2182. All four pots of this group share the same simple swastika stamp and three also share a second, more complex swastika. The designs of C1793 and C1047 are very close, differing only in slight variations of stamp arrangement. C2182 is similar in size and shape to the first two, but has empty chevrons instead of stamp-filled panels. The fourth pot (B.M.1946, 7-5, 1) has a different pattern which it shares with C1046 and C1224 from Groups 1 and 3.

Only two of the pots have recorded grave-goods (associations of the B.M. pot are now lost): playing pieces of C1047, and a comb in C2182. The pots in this group were found widely dispersed around the edges of the cemetery.

#### Group 3 (Fig.69)

A third, fragmentary pot, C2167, shares the runic stamp found previously on C1224 and C1564 (Hills 1974). Two of the pots, C2167 and C1564, are close in shape and pattern: both have horizontal rows of stamps or dots around the neck and chevrons on the shoulder. Sloping rows of dots or stamps define the chevrons and single impressions of the runic stamp appear in the panels. The third pot, C1224, as already noted, shares a decorative scheme with pots from Groups 1 and 2.

All three of the pots contained grave-goods, in two cases including iron tweezers. There were also two pots with glass beads and single occurrences of playing pieces, bronze fragments, ivory and an iron rivet. The pots in Group 3 were buried at some distance from each other, two as much as 37 m apart, but they could be seen as lying immediately around the edge of the central part of the cemetery.

#### Groups 1-3

The impression persists that Groups 1-3 may all in fact belong to one, larger group, but no direct stamp links have so far been established to demonstrate this.

#### Group 4 (Fig.69, Plate III)






















One new pot, C1798, has been added to the group, bringing the total to eight. The pots have a limited range of decoration: all except C1333 have rows of stamps around the neck, all of these except C1334 being rows of rectangular stamps often put close together in imitation of rouletting. Five of the eight have chevrons around the middle, one has groups of vertical lines alternating with stamps, one has a continuous band of vertical lines, and the last is too fragmentary to determine its decoration below the neck. Most of the pots have a tendency towards a carinated rather than a rounded angle.

Five pots contained grave-goods, but there was no obvious pattern amongst these: glass occurred three times, tweezers and combs twice, shears and a knife once each. The group was distributed around the western and northern sections of the cemetery.

#### Group 5 (Fig.69)





















In part I, four pots from Spong Hill and five from elsewhere were listed. One

TABLE 2. STAMP-LINKED GROUP 7/12

|   | 1086 | 1088 | 1091 | 1095 | 1107 | 1133 | 1171 | 1246 | 1251 | 1260 | 1287 | 1289 | 1291 | 1293 | 1303 |
|---|------|------|------|------|------|------|------|------|------|------|------|------|------|------|------|
|    |      |      |      |      |      |      |      |      |      |      | X    |      |      | X    |      |
|    |      | X    |      | X    |      | X    |      |      |      |      |      |      | X    |      | X    |
|    |      |      |      | X    | X    |      |      |      |      |      |      |      |      |      |      |
|    | X    |      |      |      |      | X    | X    | X    |      | X    |      |      |      |      |      |
|    |      |      |      |      |      |      | X    |      |      |      |      |      |      |      |      |
|    | X    |      | X    |      |      |      |      |      | X    |      |      |      |      |      |      |
|    |      |      |      |      |      | X    |      |      |      |      |      |      |      |      |      |
|    |      | X    |      |      | X    | X    |      |      |      |      |      |      |      |      |      |
|    |      |      |      | X    |      |      |      |      |      |      |      |      | X    |      |      |
|    | X    |      |      |      |      | X    | X    | X    |      | X    |      | X    |      |      |      |
|   |      |      |      | X    |      |      |      |      |      |      |      |      |      |      |      |
|  | X    |      | X    |      |      |      | X    | X    |      | X    |      |      |      |      |      |
|  |      | X    |      | X    |      | X    |      |      |      |      |      |      | X    |      | X    |
|  |      | X    |      |      | X    |      |      |      |      |      |      |      |      |      |      |
|  |      |      |      | X    |      |      |      |      |      |      |      |      |      |      |      |
|  |      |      |      |      |      |      |      |      |      |      |      |      | X    |      |      |
|  |      |      |      |      |      |      |      |      |      |      |      |      |      |      |      |
|  |      | X    |      | X    | X    | X    |      |      |      |      |      |      |      |      |      |
|  |      |      |      |      |      |      |      |      |      |      |      |      |      | X    |      |
|  |      |      |      |      |      |      |      |      |      |      | X    |      |      | X    |      |
|  |      |      |      |      |      |      |      |      |      |      |      |      |      |      |      |

7/12










TABLE 2 (continued)

|   | 1348 | 1351 | 1367 | 1400A | 1626 | 1632 | 1689 | 1783F | 1797 | 2100 | 2101 | 2119 | 2252 | 2258 | 2277 |
|---|------|------|------|-------|------|------|------|-------|------|------|------|------|------|------|------|
|    |      |      | X    |       |      | X    |      |       | X    |      |      | X    | X    |      |      |
|    |      | X    |      |       |      |      | X    |       |      |      |      |      |      |      |      |
|    |      |      |      |       |      |      |      | X     |      |      |      |      |      |      |      |
|    |      | X    |      |       |      |      |      |       |      |      |      |      |      | X    |      |
|    |      |      |      |       |      |      |      |       |      |      |      |      |      |      |      |
|    |      |      |      | X     | X    |      |      |       |      | X    |      |      |      |      | X    |
|    |      | X    |      |       |      |      |      |       |      |      |      |      |      |      |      |
|    |      |      |      |       |      |      | X    |       |      |      |      | X    |      |      |      |
|    | X    |      |      |       |      |      |      |       |      |      |      |      |      |      |      |
|    |      | X    |      |       | X    |      |      |       |      |      | X    |      |      | X    | X    |
|   |      |      |      |       |      |      | X    |       |      |      |      |      |      |      |      |
|  |      | X    |      |       |      |      |      |       |      |      |      |      |      | X    | X    |
|  | X    | X    |      |       |      |      | X    |       |      |      |      | X    |      |      |      |
|  |      | X    |      |       |      |      |      |       |      |      |      | X    | X    |      |      |
|  |      |      |      |       |      |      |      |       |      |      |      |      |      |      |      |
|  |      |      |      |       |      |      |      |       |      |      |      |      |      |      |      |
|  |      |      |      |       |      |      | X    |       |      |      |      |      |      |      |      |
|  | X    | X    |      |       |      |      | X    |       |      |      |      |      | X    |      |      |
|  |      |      | X    |       |      | X    |      |       |      |      |      |      |      |      |      |
|  |      |      |      |       |      |      |      |       | X    |      |      | X    |      |      |      |

7/12







TABLE 3. STAMP-LINKED GROUPS 5, 8, 11, 13 and 17

|   | 108 | 1010 | 1032 | 1043 | 1933 | CA32 | CA48 | CA59 | CbyN | R2 |
|---|-----|------|------|------|------|------|------|------|------|----|
|    | X   |      | X    |      | X    |      | X    | X    | X    | X  |
|    |     |      | X    |      |      |      |      |      |      |    |
|    |     | X    |      |      |      | X    |      |      |      |    |
|    |     |      |      | X    |      |      | X    |      |      |    |
|    | X   |      | X    |      | X    | X    | X    | X    | X    | X  |
|    |     | X    |      |      |      | X    |      |      |      |    |
|    |     |      |      | X    |      |      |      |      |      |    |
|  |     |      |      |      | X    |      |      |      |      |    |
|   |     |      |      |      | X    |      |      |      |      |    |

CA :Castle Acre  
C byN:Caistor by Norwich  
R :Rushford





5

|   | 1070 | 1113 | 1200 | 1201 | 1364 | 1366 | 1373 | 1783H | 2271 |
|---|------|------|------|------|------|------|------|-------|------|
|  | X    | X    | X    | X    | X    | X    | X    | X     | X    |
|  |      |      |      | X    |      |      |      |       | X    |
|  |      |      |      |      | X    | X    |      | X     |      |
|  |      |      |      |      |      | X    |      |       |      |



8

|  | 1085 | 1403 | 1852 | 2261 |
|--|------|------|------|------|
|  | X    |      | X    | X    |
|  |      | X    |      |      |
|  | X    | X    | X    |      |
|  | X    |      |      | X    |




11

|   | 1110 | 1596 | 1745B | 1850 |
|---|------|------|-------|------|
|  | X    | X    | X     | X    |
|  |      | X    |       |      |

13

|   | 1835 | 1859 | 1884 | 1906 |
|---|------|------|------|------|
|  |      | X    | X    | X    |
|  | X    |      |      | X    |
|  | X    |      |      | X    |

17

## Pottery

further pot is included in this volume, C1933, and two more were excavated in 1979 which will not be discussed here. All pots in this group carry one of several versions of the 'foot' stamp which has given the name 'planta pedis' used in earlier discussion (Myres and Green 1973, 237). These stamps are often very difficult to interpret. In some cases the same stamp, if slanted or dragged, could produce an elongated 'foot' or, if impressed vertically, a simple oval. The range shown on Table 3 is, therefore, representative of impressions which may have been produced by a smaller number of actual tools. Variations between the Table published in part I and that published here arise from the variation in quality of stamp impressions on pots which are, in several cases, very worn and fragmentary. The coherence of the group as a whole is unaffected since its internal consistency is otherwise so great. All have a row of stamps around the neck, usually including two alternating stamps and either stamp-defined chevrons or vertical bosses and vertical lines around the middle. C1933 is like C1043 in that it belongs to the vertical boss, vertical line category, with the addition of vertical stamp rows, but the zig-zag 'feet' alternating with circles on the neck are identical to those on C1032.

Many of the pots in this group have no recorded grave-goods, but three of the four recently excavated Spong Hill pots had associated objects: in two there were glass and ivory; bronze fragments and pieces of a comb each occurred once. This group was distributed widely around the cemetery in its peripheral zones.

### Group 6

There are no additions to this group.

### Group 7/12 (Figs.70-2)

This group has been enlarged both by newly found pots and by the inclusion of those previously listed as belonging to Group 12. (The stamps on C2119, one of the new pots, clearly demonstrate the link, and the two groups must now be discussed as one). The additions are: C1783F, C1797, C2100, C2101, C2119, C2252, C2258, C2277. There is also one inhumation accessory vessel, inhumation 42/2, which will be published in the inhumation catalogue. This brings the total to thirty-one pots, the largest group so far identified. The range of stamp motifs remains the same, with the addition of some new variants: the cross-in-circle and grid from Group 12 and from new pots only one further grid. The range of patterns also remains the same: simple single or multiple horizontal stamp rows (all the former Group 12 fall into this category) and more complex combinations of vertical bosses and stamps in rows or panels. Variations on the more complex patterns link several pots, as elements occur in different combinations: for example C2277, C2258 and C1086 all have vertically-scored bosses, with stamp panels between, but C2258 shares the arched stamp rows found on C1246. C1088, C2119 and all the Group 12 pots have upper halves covered with horizontal stamp rows. Only C1797 differs from the group as a whole in that it is decorated with a linear plait design.

Several of the pots were reconstructed from the disturbed area and some others were fragmentary. Subtracting these and the inhumation accessory 42/2 we are left with twenty-four pots whose contents should be considered. Nineteen of these contained some kind of grave-goods; there were glass beads in eleven pots, combs in five, bone beads in four and brooches in three. There was only one set of miniatures, and one instance each of bone rings, ivory, and bone pegs. If this is compared with finds from the cemetery as a whole, some significant differences can apparently be observed, although it is true that the numbers involved are not very large. Half of all the cremations contained grave-goods, whereas even if fragmentary (but not reconstructed) pots are included, two-thirds of Group 7 pots produced finds. The range of finds is representative of those found in the site as a whole, but there are differences in relative proportions. Only one set of miniatures was found amongst Group 7 pots, whereas over the site as a whole single items or sets were found in 12% of cremations. On the other hand, glass beads, found overall in 20% of cremations, occurred in about 40% of Group 7, and combs,

found overall in 10% of cremations, also occurred twice as often amongst Group 7 burials. The difference might be lessened if only complete pots were considered, but it would not disappear altogether. This may be a feature related specifically to Group 7 pots or it may be related to the variable distribution of finds over the site as a whole. All the Group 7 pots were found in the northern half of the cemetery.

#### Group 8 (Fig.73)

Two pots, C1783H and C2271, can be added to this group, bringing the total to nine. All share the same grid stamp. Several other pots may share the cross-in-circle found on C1366, but the stamp impressions are too obscure for this to be certain. C1783H is too fragmentary for its decoration to be reconstructed, but enough remains of C2271 to show that its pattern was similar to that of C1113: with stamps between arched slashed cordons.

Two of the pots contained tweezers, two glass and one a honestone, and one a bone bead. All were found in the northern half of the cemetery, some amongst the Group 7 cluster.

#### Groups 9 and 10

There are no additions to these groups.

#### Group 11 (Fig.72-3)

One addition, C2261, shares two stamps with C1085 and a second, C1852, shares two with C1085 and C1403. Otherwise, the four pots in this group are not strikingly similar. All have stamp rows around the neck, but only C1852 has bosses and, otherwise, they display a variety of linear and stamped patterns. Apart from a nail possibly associated with C1085 and a piece of bronze sheet with C1852, there are no associated grave-goods. All were buried in the northern half of the cemetery, not very close together: C1085 was nearly 30 m away from 1852, 25 m from C2261 and about 14 m from C1403.

#### Group 12 = Group 7

#### Group 13 (Fig.73)

There are two additions, C1745B and C1850. All four pots in the group share a rosette stamp, only C1596 has a second stamp, an 'S'. C1745B is very similar in decoration to C1110, while C1850 differs only in the addition of stamps to the chevron panels. The fourth pot, C1596, is unlike the others in that it has four stamp rows around the neck instead of two, has a chevron not defined by a line below, and, chiefly, by vertical bosses.

Except for a piece of glass vessel which may have been associated with C1745B, there are no associated grave-goods. The group was scattered over the northern half of the cemetery.

#### Groups 14, 15 and 16

There are no additions to these groups.

#### Groups 17-43

The remaining groups have been identified amongst the pots excavated in 1976-7, and in only one case include pots from the earlier volume.

#### Group 17 (Figs.73-4)

This consists of four pots, C1835, C1859, C1884 and C1906. Three share a concentric circle stamp and two share a pair of grid stamps. Three of the pots have chevrons defined by, and filled with, stamps. Three have shallow vertical bosses, so that C1859 combines details found separately on C1835 and C1884 which otherwise, at first

## Pottery

sight, do not look very similar. C1906 is a smaller, simpler version of C1859.

Bronze fragments were found in two of the pots, in one of them associated with a pair of tweezers, and two pots had no grave-goods. All were buried close together on the northern edge of the cemetery, one cutting inhumation 28. The greatest distance between members of the group was 8 m.

### Group 18 (Fig.75, Plate III)

Four pots, C1927, C1937A, 1937B and 2262, carry a range of six stamps, two of them shared by all the pots, two by three pots. All are decorated with three horizontal stamp rows around the neck. None has any grave-goods and all were found in or near the disturbed area, probably all originally buried within 2 m of each other.

### Group 19 (Fig.74)

A pair of pots, C1837A and C1837B, were found confused together. They share the same three stamps and are both small with flat lids. The only difference is that where there are crossed lines on A, there are vertical lines on B. No grave-goods were found.

### Group 20 (Fig.76)

This includes three pots, C1737, C1823 and C1826. They share a rosette stamp and each has one or two of three different cross stamps. Two pots, C1823 and C1826, are the same size and shape and have the same pattern. They were buried next to each other. The third pot, C1737, which was found 2 m away from the others, is smaller and is decorated with horizontal stamp rows and vertical bosses, in place of the defined chevron found on the other two. All three pots were buried towards the north-eastern corner of the cremation cemetery. C1823 contained bronze sheet, glass beads, crystal and part of a florid cruciform brooch.

### Group 21 (Fig.77)

Four pots, C1862, C1863, C1941 and C2127, all share one 'S' stamp arranged in similar untidy horizontal rows; on three pots the stamp is in an unusual sideways position. One pot has shallow bosses. There were no grave-goods. All the pots were buried close together in the north-eastern edge of the cemetery, one cutting inhumation 26, another cutting the corner of the square enclosure (Context 581). The greatest distance between any two pots was 3 m.

### Group 22 (Fig.76)

Two pots, C1913 and C2114, share an 'S' stamp, although four further stamps occur only on C1913, which is much the larger of the two. Both are decorated with horizontal stamp rows and chevrons, while there are also stamps in the panels of the larger pot. They were buried more than 12 m apart, although both in the north-eastern quarter, C2114 cutting inhumation 36. Neither contained grave-goods.

### Group 23 (Fig.77)

A pair of pots, C1733 and C1839, have three stamps in common; a fourth occurs on C1839 only. Both have a pair of horizontal lines around the middle, below a zone occupied by stamps; on C1733 these are in curved vertical rows, on C1839 in horizontal rows. Neither had any grave-goods. They were buried 5 m apart in the north-eastern part of the cemetery.

### Group 24 (Fig.78)

Two pots, C1930 and C2254, share a concentric circle stamp and each has a separate second stamp. Both have stamp rows around the neck although C2254 is too fragmentary to reconstruct the rest of its decoration. There were no grave-goods. C2254 is reconstructed from the disturbed area, but was probably buried within 5 m of C1930 in the northern half of the cemetery.

Group 25 (Fig. 78)

Three pots, C1870, C1872 and C1877A, share a concentric circle stamp very like that linking group 24, but more worn. Three other stamps occur on one pot only. Except that all three have horizontal stamp rows around the neck, the decoration of these pots is not very similar except that none is bossed. There were no associated grave-goods. C1870 and C1872 were buried within 1 m of each other, but C1877A was 14 m away from the other two, though still in the north-eastern corner.

Group 26 (Fig. 79)

A pair of pots, C2083 and C2085, share a semi-circular stamp and both are decorated with horizontal stamp rows above chevrons. Neither had grave-goods. They were buried 6 m apart, to the immediate north of ditch 146.

Group 27 (Fig. 79)

This consists of three pots, C1628 (from an earlier season), C1889 and C2115. The latter two share three stamps and also carry three variations on a similar theme, but C1628 is linked only by a distinctive barred triangle stamp which it shares with C1889. C1628 is too fragmentary for its decoration to be reconstructible, but the other two have the same pattern, differing only in the order of the stamps. None had any grave-goods. C1889 and C2115 were buried less than 8 m apart, while C1628 was 19 m from C1889.

Group 28 (Fig. 80)

Two pots, C1982 and C2145, share a large rosette stamp. They have similar decoration, vertical stamp rows in chevrons, although in shape and size they are not close. Glass beads and a spindle-whorl were found in C1982. They were buried close together, less than 3 m apart, near the south-eastern edge.

Group 29 (Fig. 80)

Two pots, C1924 and C1936, share a grid stamp while a second grid occurs only on C1936. C1924 is fragmentary, but so far as can be seen, its pattern is the same as that of C1936. Bronze sheet was found in C1924. The two cremations were buried only 3 m apart, towards the northern edge.

Group 30 (Fig. 79)

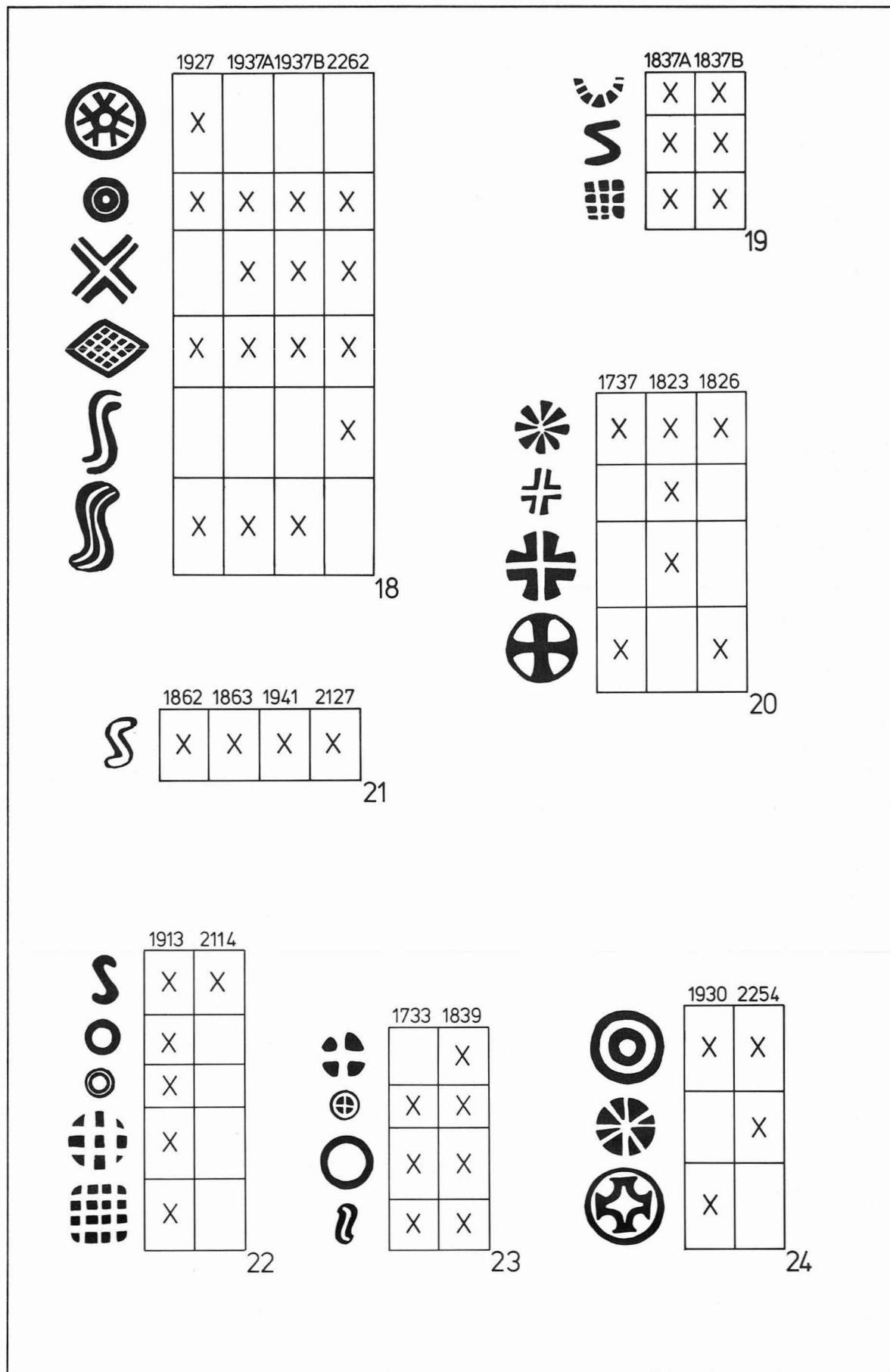
Two pots, C1973 and C2053, share a rosette stamp. One pot is decorated with a chevron below a stamp row, the other with a defined chevron above a stamp row. C1973 contained a set of miniatures, a hone and a comb, but C2053 had no grave-goods. They were buried 5 m apart, on the southern edge and just south of ditch 146.

Group 31 (Fig. 81, Plates II and IV)

There are five pots in this group, C1806, C1981, C2010, C2059, C2080. (Four more, not discussed here, were excavated in 1979). All of the five pots published here share a cross-in-circle stamp and two also share circle and semi-circle stamps. C2059 is the only unbossed pot: it has linear 'T' motifs within swags and single stamps between the swags. The other four share variations on a more elaborate scheme. C2010 and C2080 both carry vertical bosses alternating with small round bosses on the shoulder, while C2080 shares with C1806 a slashed cordon around the neck and massed stamps in panels. The 'T'-shaped arrangement of bosses on C1806 in turn is reflected by the linear 'T' motifs found on both C1981 and C2059.

Tweezers and a comb were buried with C1806, and glass beads were found in C2080. Four of the pots were buried within 5 m of each other on the eastern edge of the cemetery, in or to the south of ditch 146. A fifth lay more than 17 m west of this group. The 1979 pots lay some way to the south, in the south-eastern part of the cemetery (Hills 1980, fig. 2).

TABLE 4. STAMP-LINKED GROUPS 18-24





Group 32 (Fig.82)

Two pots, C1746 and C1963, share cross-in-circle stamps and each has separate 'S' stamps. C1746 has stamp rows above empty chevrons, while C1963 has pendant triangle stamp panels. Neither had any grave-goods. They were buried just over 2 m apart in the northern half of the cemetery.

Group 33 (Fig.83)

Two pots, C1886 and C2135, share a rosette stamp. They are of similar shape but different sizes. Both are decorated with stamps between chevrons, the upper panels of which are occupied by lines, a distinctive feature seen only on these two pots. One pot, C1886, contained fragments of a crystal bead, the other some bronze sheet. They were buried 12.5 m apart in the northern half of the cemetery.

Group 34 (Fig.82)

Two pots, C1828 and C2019, share circle and cross stamps, and each has one separate third stamp. One pot is decorated with horizontal stamp rows, the other has pendant triangle stamp panels and horizontal stamp rows. Glass and ivory were found in C1828. They were buried 18 m apart in the north-eastern sector of the cemetery.

Group 35 (Fig.83)

Three pots, C1808, C1841A and C2250, share a large cross-in-circle stamp; C1808 also carries a grid stamp. Two of the pots are fragmentary, so their decoration is not completely reconstructible but, at the least, all three have in common chevrons defined by dots. This feature may relate the group to Group 36, which also has a stamp very similar to that linking Group 35, and also perhaps to C1172, C1292 and C1361 (Hills 1977, fig.73). Only one of the three, C1808, had any grave-goods; these were iron shears and a knife blade. They were all buried within 10 m of each other in the northern half of the cemetery.

Group 36 (Fig.84)

Two pots, C1892A and C1915, share a cross-in-circle stamp very similar to that of Group 35. One is decorated with horizontal stamp rows, the other also has chevrons with dots within them. The tweezers, knife and bronze fragments found in C1892 may not have been associated with this pot (1892A) but with the other fragmentary pot also given this number (1892B). Glass was found in C1915. The pots were buried only 3 m apart in the north-eastern sector.

Group 37 (Fig.85)

Four pots, C1745A, C1897, C1938B and C2274, share a cross stamp, and on C1745A only there is a semi-circular stamp. The fragmentary state of three of the pots makes identification of their decorative scheme uncertain, but two pots have horizontal stamp rows while two have stamps in chevron panels. One is bossed. None had any definitely associated grave-goods. Three of the pots were buried close together, within 1 m of each other, but C1745A was 11 m from the others, although still in the northern part.

Group 38 (Fig.84)

Two pots, C1885 and C1905, share rosette and 'S' stamps. Both are decorated with horizontal stamp rows, the lowest row being interrupted by vertical-scored bosses. The only difference between the two is that C1885 is smaller, and has only two stamp rows instead of three. Neither had any grave-goods. They were buried 4.5 m apart in the north-eastern part of the cemetery.

Group 39 (Fig.86)

Three pots, C1857B, C2253A and C2253B, share an untidy rosette stamp; there is also an 'S' stamp on C2253A only. What is left of these three fragmentary pots does not

TABLE 5. STAMP-LINKED GROUPS 25-31

|      | <table border="1"> <thead> <tr> <th>1870</th> <th>1872</th> <th>1877A</th> </tr> </thead> <tbody> <tr> <td>X</td> <td>X</td> <td>X</td> </tr> <tr> <td>X</td> <td></td> <td></td> </tr> <tr> <td>X</td> <td></td> <td></td> </tr> <tr> <td></td> <td>X</td> <td></td> </tr> </tbody> </table> | 1870      | 1872 | 1877A | X | X  | X    | X         |      |      | X    |   |   |   | X |   | <table border="1"> <thead> <tr> <th>1628</th> <th>1889</th> <th>2115</th> </tr> </thead> <tbody> <tr> <td></td> <td>X</td> <td>X</td> </tr> <tr> <td></td> <td>X</td> <td>X</td> </tr> <tr> <td></td> <td>X</td> <td>X</td> </tr> <tr> <td></td> <td>X</td> <td></td> </tr> <tr> <td></td> <td></td> <td>X</td> </tr> <tr> <td></td> <td></td> <td>X</td> </tr> <tr> <td></td> <td>X</td> <td></td> </tr> <tr> <td></td> <td>X</td> <td></td> </tr> <tr> <td>X</td> <td>X</td> <td></td> </tr> <tr> <td>X</td> <td></td> <td></td> </tr> <tr> <td>X</td> <td></td> <td></td> </tr> </tbody> </table> | 1628 | 1889 | 2115 |   | X | X |  | X | X |  | X | X |  | X |  |  |  | X |  |  | X |  | X |  |  | X |  | X | X |  | X |  |  | X |  |  |
|------|---|-----------|------|-------|---|--|------|-----------|------|------|------|---|---|---|---|---|--|------|------|------|---|---|---|--|---|---|--|---|---|--|---|--|--|--|---|--|--|---|--|---|--|--|---|--|---|---|--|---|--|--|---|--|--|
| 1870 | 1872  | 1877A     |      |       |   |  |      |           |      |      |      |   |   |   |   |   |  |      |      |      |   |   |   |  |   |   |  |   |   |  |   |  |  |  |   |  |  |   |  |   |  |  |   |  |   |   |  |   |  |  |   |  |  |
| X    | X   | X         |      |       |   |  |      |           |      |      |      |   |   |   |   |   |  |      |      |      |   |   |   |  |   |   |  |   |   |  |   |  |  |  |   |  |  |   |  |   |  |  |   |  |   |   |  |   |  |  |   |  |  |
| X    |   |           |      |       |   |  |      |           |      |      |      |   |   |   |   |   |  |      |      |      |   |   |   |  |   |   |  |   |   |  |   |  |  |  |   |  |  |   |  |   |  |  |   |  |   |   |  |   |  |  |   |  |  |
| X    |   |           |      |       |   |  |      |           |      |      |      |   |   |   |   |   |  |      |      |      |   |   |   |  |   |   |  |   |   |  |   |  |  |  |   |  |  |   |  |   |  |  |   |  |   |   |  |   |  |  |   |  |  |
|      | X   |           |      |       |   |  |      |           |      |      |      |   |   |   |   |   |  |      |      |      |   |   |   |  |   |   |  |   |   |  |   |  |  |  |   |  |  |   |  |   |  |  |   |  |   |   |  |   |  |  |   |  |  |
| 1628 | 1889  | 2115      |      |       |   |  |      |           |      |      |      |   |   |   |   |   |  |      |      |      |   |   |   |  |   |   |  |   |   |  |   |  |  |  |   |  |  |   |  |   |  |  |   |  |   |   |  |   |  |  |   |  |  |
|      | X   | X         |      |       |   |  |      |           |      |      |      |   |   |   |   |   |  |      |      |      |   |   |   |  |   |   |  |   |   |  |   |  |  |  |   |  |  |   |  |   |  |  |   |  |   |   |  |   |  |  |   |  |  |
|      | X   | X         |      |       |   |  |      |           |      |      |      |   |   |   |   |   |  |      |      |      |   |   |   |  |   |   |  |   |   |  |   |  |  |  |   |  |  |   |  |   |  |  |   |  |   |   |  |   |  |  |   |  |  |
|      | X   | X         |      |       |   |  |      |           |      |      |      |   |   |   |   |   |  |      |      |      |   |   |   |  |   |   |  |   |   |  |   |  |  |  |   |  |  |   |  |   |  |  |   |  |   |   |  |   |  |  |   |  |  |
|      | X   |           |      |       |   |  |      |           |      |      |      |   |   |   |   |   |  |      |      |      |   |   |   |  |   |   |  |   |   |  |   |  |  |  |   |  |  |   |  |   |  |  |   |  |   |   |  |   |  |  |   |  |  |
|      |   | X         |      |       |   |  |      |           |      |      |      |   |   |   |   |   |  |      |      |      |   |   |   |  |   |   |  |   |   |  |   |  |  |  |   |  |  |   |  |   |  |  |   |  |   |   |  |   |  |  |   |  |  |
|      |   | X         |      |       |   |  |      |           |      |      |      |   |   |   |   |   |  |      |      |      |   |   |   |  |   |   |  |   |   |  |   |  |  |  |   |  |  |   |  |   |  |  |   |  |   |   |  |   |  |  |   |  |  |
|      | X   |           |      |       |   |  |      |           |      |      |      |   |   |   |   |   |  |      |      |      |   |   |   |  |   |   |  |   |   |  |   |  |  |  |   |  |  |   |  |   |  |  |   |  |   |   |  |   |  |  |   |  |  |
|      | X   |           |      |       |   |  |      |           |      |      |      |   |   |   |   |   |  |      |      |      |   |   |   |  |   |   |  |   |   |  |   |  |  |  |   |  |  |   |  |   |  |  |   |  |   |   |  |   |  |  |   |  |  |
| X    | X   |           |      |       |   |  |      |           |      |      |      |   |   |   |   |   |  |      |      |      |   |   |   |  |   |   |  |   |   |  |   |  |  |  |   |  |  |   |  |   |  |  |   |  |   |   |  |   |  |  |   |  |  |
| X    |   |           |      |       |   |  |      |           |      |      |      |   |   |   |   |   |  |      |      |      |   |   |   |  |   |   |  |   |   |  |   |  |  |  |   |  |  |   |  |   |  |  |   |  |   |   |  |   |  |  |   |  |  |
| X    |   |           |      |       |   |  |      |           |      |      |      |   |   |   |   |   |  |      |      |      |   |   |   |  |   |   |  |   |   |  |   |  |  |  |   |  |  |   |  |   |  |  |   |  |   |   |  |   |  |  |   |  |  |
|      | <table border="1"> <thead> <tr> <th>2083</th> <th>2085</th> </tr> </thead> <tbody> <tr> <td>X</td> <td>X</td> </tr> </tbody> </table>   | 2083      | 2085 | X     | X | <p>27</p>  |      |           |      |      |      |   |   |   |   |   |  |      |      |      |   |   |   |  |   |   |  |   |   |  |   |  |  |  |   |  |  |   |  |   |  |  |   |  |   |   |  |   |  |  |   |  |  |
| 2083 | 2085  |           |      |       |   |  |      |           |      |      |      |   |   |   |   |   |  |      |      |      |   |   |   |  |   |   |  |   |   |  |   |  |  |  |   |  |  |   |  |   |  |  |   |  |   |   |  |   |  |  |   |  |  |
| X    | X   |           |      |       |   |  |      |           |      |      |      |   |   |   |   |   |  |      |      |      |   |   |   |  |   |   |  |   |   |  |   |  |  |  |   |  |  |   |  |   |  |  |   |  |   |   |  |   |  |  |   |  |  |
|      | <table border="1"> <thead> <tr> <th>1982</th> <th>2145</th> </tr> </thead> <tbody> <tr> <td>X</td> <td>X</td> </tr> </tbody> </table>   | 1982      | 2145 | X     | X | <p>28</p>  |      |           |      |      |      |   |   |   |   |   |  |      |      |      |   |   |   |  |   |   |  |   |   |  |   |  |  |  |   |  |  |   |  |   |  |  |   |  |   |   |  |   |  |  |   |  |  |
| 1982 | 2145  |           |      |       |   |  |      |           |      |      |      |   |   |   |   |   |  |      |      |      |   |   |   |  |   |   |  |   |   |  |   |  |  |  |   |  |  |   |  |   |  |  |   |  |   |   |  |   |  |  |   |  |  |
| X    | X   |           |      |       |   |  |      |           |      |      |      |   |   |   |   |   |  |      |      |      |   |   |   |  |   |   |  |   |   |  |   |  |  |  |   |  |  |   |  |   |  |  |   |  |   |   |  |   |  |  |   |  |  |
|      | <table border="1"> <thead> <tr> <th>1924</th> <th>1936</th> </tr> </thead> <tbody> <tr> <td>X</td> <td>X</td> </tr> <tr> <td></td> <td>X</td> </tr> </tbody> </table>   | 1924      | 1936 | X     | X |  | X    | <p>29</p> |      |      |      |   |   |   |   |   |  |      |      |      |   |   |   |  |   |   |  |   |   |  |   |  |  |  |   |  |  |   |  |   |  |  |   |  |   |   |  |   |  |  |   |  |  |
| 1924 | 1936  |           |      |       |   |  |      |           |      |      |      |   |   |   |   |   |  |      |      |      |   |   |   |  |   |   |  |   |   |  |   |  |  |  |   |  |  |   |  |   |  |  |   |  |   |   |  |   |  |  |   |  |  |
| X    | X   |           |      |       |   |  |      |           |      |      |      |   |   |   |   |   |  |      |      |      |   |   |   |  |   |   |  |   |   |  |   |  |  |  |   |  |  |   |  |   |  |  |   |  |   |   |  |   |  |  |   |  |  |
|      | X   |           |      |       |   |  |      |           |      |      |      |   |   |   |   |   |  |      |      |      |   |   |   |  |   |   |  |   |   |  |   |  |  |  |   |  |  |   |  |   |  |  |   |  |   |   |  |   |  |  |   |  |  |
|      | <table border="1"> <thead> <tr> <th>1973</th> <th>2053</th> </tr> </thead> <tbody> <tr> <td>X</td> <td>X</td> </tr> </tbody> </table>   | 1973      | 2053 | X     | X | <table border="1"> <thead> <tr> <th>1806</th> <th>1981</th> <th>2010</th> <th>2059</th> <th>2080</th> </tr> </thead> <tbody> <tr> <td>X</td> <td>X</td> <td>X</td> <td>X</td> <td>X</td> </tr> <tr> <td>X</td> <td></td> <td></td> <td></td> <td>X</td> </tr> <tr> <td>X</td> <td></td> <td></td> <td></td> <td>X</td> </tr> <tr> <td></td> <td></td> <td>X</td> <td></td> <td></td> </tr> </tbody> </table> | 1806 | 1981      | 2010 | 2059 | 2080 | X | X | X | X | X | X  |      |      |      | X | X |   |  |   | X |  |   | X |  |   |  |  |  |   |  |  |   |  |   |  |  |   |  |   |   |  |   |  |  |   |  |  |
| 1973 | 2053  |           |      |       |   |  |      |           |      |      |      |   |   |   |   |   |  |      |      |      |   |   |   |  |   |   |  |   |   |  |   |  |  |  |   |  |  |   |  |   |  |  |   |  |   |   |  |   |  |  |   |  |  |
| X    | X   |           |      |       |   |  |      |           |      |      |      |   |   |   |   |   |  |      |      |      |   |   |   |  |   |   |  |   |   |  |   |  |  |  |   |  |  |   |  |   |  |  |   |  |   |   |  |   |  |  |   |  |  |
| 1806 | 1981  | 2010      | 2059 | 2080  |   |  |      |           |      |      |      |   |   |   |   |   |  |      |      |      |   |   |   |  |   |   |  |   |   |  |   |  |  |  |   |  |  |   |  |   |  |  |   |  |   |   |  |   |  |  |   |  |  |
| X    | X   | X         | X    | X     |   |  |      |           |      |      |      |   |   |   |   |   |  |      |      |      |   |   |   |  |   |   |  |   |   |  |   |  |  |  |   |  |  |   |  |   |  |  |   |  |   |   |  |   |  |  |   |  |  |
| X    |   |           |      | X     |   |  |      |           |      |      |      |   |   |   |   |   |  |      |      |      |   |   |   |  |   |   |  |   |   |  |   |  |  |  |   |  |  |   |  |   |  |  |   |  |   |   |  |   |  |  |   |  |  |
| X    |   |           |      | X     |   |  |      |           |      |      |      |   |   |   |   |   |  |      |      |      |   |   |   |  |   |   |  |   |   |  |   |  |  |  |   |  |  |   |  |   |  |  |   |  |   |   |  |   |  |  |   |  |  |
|      |   | X         |      |       |   |  |      |           |      |      |      |   |   |   |   |   |  |      |      |      |   |   |   |  |   |   |  |   |   |  |   |  |  |  |   |  |  |   |  |   |  |  |   |  |   |   |  |   |  |  |   |  |  |
|      | <p>30</p>   | <p>31</p> |      |       |   |  |      |           |      |      |      |   |   |   |   |   |  |      |      |      |   |   |   |  |   |   |  |   |   |  |   |  |  |  |   |  |  |   |  |   |  |  |   |  |   |   |  |   |  |  |   |  |  |



appear to show very similar patterns, except that none is bossed. None had any associated grave-goods. C1857 was buried about 3 m away from the disturbed area within which C2253 was found.

#### Group 40 (Fig.84)

Two pots, C2248 and C2249, share a semi-circular stamp. The fragments surviving suggest they had identical patterns. They were found in the disturbed area, so have neither associated grave-goods nor a precise location.

#### Group 41 (Fig.87, Plate IV)

Three pots, C1757, C1762 and C1766, are linked by a wedge-shaped stamp which is similar, but not identical, to those found on three further pots, C2219, C1841C and C2255, the other details of which are also like the actual stamp-linked group. Other than C1841C all six pots have stamp rows around the neck above swags on the middle (C1841C is too fragmentary for more than the neck to be reconstructed). The stamps on the neck are wedges except on C1757; on three of the pots these are on raised cordons. Within and/or between the swags are vertical stamp rows, lines and grooves. The most elaborate is C1757, one of the directly stamp-linked group, which has rosette motifs. The basic design of the other two linked pots is closer to C2219, which has a different wedge stamp. All three stamp-linked pots and C2219 contained grave-goods, but only glass occurred more than once. Otherwise the range included playing-pieces, bronze fragments, ivory, shears, tweezers and possibly one brooch. The three stamp-linked pots were buried within 11 m of each other, but C2219 was 20 m from the nearest of these. The six pots discussed were buried in the eastern half of the cemetery.












#### Group 42 (Figs.88-9, Plates I and III)

Five pots, C1778, C1784, C1954, C1991 and C1992, share one stamp, a barred oval. This is a difficult stamp to identify, since differential wear and pressure are even more likely than with other stamps to obscure precise detail, but the stamps on two other pots, C1764 and C2060 although similar to those of the group are clearly different. All the stamp-linked group are decorated with horizontal lines above swags, and all except the smallest, C1992, are bossed. The bosses range from simple round bosses between the swags on C1991 to the alternating round and vertical bosses on C1784, and C1954 to the round, vertical and curved ones on C1778. All except C1991 have horizontal stamp rows around the neck. Three have flat lids decorated with stamps and grooves.

They contained a range of grave-goods: shears, knife, glass and comb in C1778, a large glass bead in C1784, crystal in C1991 and a knife in C1992. They were buried within 12 m of each other on the eastern edge of the cemetery: two within ditch 146 and three to the south of it.

In connection with this group should be considered firstly the two pots with similar stamps, C1764 and C2060, also buried in ditch 146. These are decorated with horizontal stamp rows above vertical grooves and bosses, not swags. When first found, from surface appearance and finish, they were associated with Group 41, which may still be a better context for them. Secondly, there are a number of pots which have flat, flanged lids, often slashed around the angle as are those from C1778 and C1784. These are the following: C1772, C1967, C2007, C2016, C2035, C2056, C2090, C2099, C2203, C1753B. (Figs.89-92). These are stamp-linked neither to each other nor to Group 42 and are not all, in fact, even stamped, but they do often have variations on a horizontal/swag decorative theme. They were also all buried along the eastern edge of the cemetery, four of them in ditch 146.

TABLE 6. STAMP-LINKED GROUPS 32-43

|  <table border="1" data-bbox="326 290 464 591"> <thead> <tr> <th>1746</th> <th>1963</th> </tr> </thead> <tbody> <tr> <td>X</td> <td>X</td> </tr> <tr> <td>X</td> <td></td> </tr> <tr> <td></td> <td>X</td> </tr> <tr> <td></td> <td>X</td> </tr> </tbody> </table> <p>32</p>                  | 1746  | 1963  | X    | X    | X |   |  | X     |       | X     |  <table border="1" data-bbox="649 290 785 365"> <thead> <tr> <th>1886</th> <th>2135</th> </tr> </thead> <tbody> <tr> <td>X</td> <td>X</td> </tr> </tbody> </table> <p>33</p> | 1886 | 2135   | X    | X    |  <table border="1" data-bbox="1063 426 1266 721"> <thead> <tr> <th>1808</th> <th>1841A</th> <th>2250</th> </tr> </thead> <tbody> <tr> <td>X</td> <td>X</td> <td>X</td> </tr> <tr> <td>X</td> <td></td> <td></td> </tr> </tbody> </table> <p>35</p> | 1808  | 1841A | 2250 | X | X | X | X |  |  |  |   |  |  |       |       |      |   |   |   |  |   |  |  |  |   |
|--|-------|-------|------|------|---|---|--|-------|-------|-------|---|------|--|------|------|--|---|-------|------|---|---|---|---|--|--|--|---|--|--|-------|-------|------|---|---|---|--|---|--|--|--|---|
| 1746   | 1963  |       |      |      |   |   |  |       |       |       |   |      |  |      |      |  |   |       |      |   |   |   |   |  |  |  |   |  |  |       |       |      |   |   |   |  |   |  |  |  |   |
| X  | X     |       |      |      |   |   |  |       |       |       |   |      |  |      |      |  |   |       |      |   |   |   |   |  |  |  |   |  |  |       |       |      |   |   |   |  |   |  |  |  |   |
| X  |       |       |      |      |   |   |  |       |       |       |   |      |  |      |      |  |   |       |      |   |   |   |   |  |  |  |   |  |  |       |       |      |   |   |   |  |   |  |  |  |   |
|  | X     |       |      |      |   |   |  |       |       |       |   |      |  |      |      |  |   |       |      |   |   |   |   |  |  |  |   |  |  |       |       |      |   |   |   |  |   |  |  |  |   |
|  | X     |       |      |      |   |   |  |       |       |       |   |      |  |      |      |  |   |       |      |   |   |   |   |  |  |  |   |  |  |       |       |      |   |   |   |  |   |  |  |  |   |
| 1886   | 2135  |       |      |      |   |   |  |       |       |       |   |      |  |      |      |  |   |       |      |   |   |   |   |  |  |  |   |  |  |       |       |      |   |   |   |  |   |  |  |  |   |
| X  | X     |       |      |      |   |   |  |       |       |       |   |      |  |      |      |  |   |       |      |   |   |   |   |  |  |  |   |  |  |       |       |      |   |   |   |  |   |  |  |  |   |
| 1808   | 1841A | 2250  |      |      |   |   |  |       |       |       |   |      |  |      |      |  |   |       |      |   |   |   |   |  |  |  |   |  |  |       |       |      |   |   |   |  |   |  |  |  |   |
| X  | X     | X     |      |      |   |   |  |       |       |       |   |      |  |      |      |  |   |       |      |   |   |   |   |  |  |  |   |  |  |       |       |      |   |   |   |  |   |  |  |  |   |
| X  |       |       |      |      |   |   |  |       |       |       |   |      |  |      |      |  |   |       |      |   |   |   |   |  |  |  |   |  |  |       |       |      |   |   |   |  |   |  |  |  |   |
|  <table border="1" data-bbox="409 902 545 1220"> <thead> <tr> <th>1892A</th> <th>1915</th> </tr> </thead> <tbody> <tr> <td>X</td> <td>X</td> </tr> <tr> <td></td> <td>X</td> </tr> </tbody> </table> <p>36</p>   | 1892A | 1915  | X    | X    |   | X |  <table border="1" data-bbox="900 970 1172 1220"> <thead> <tr> <th>1745A</th> <th>1897</th> <th>1938B</th> <th>2274</th> </tr> </thead> <tbody> <tr> <td>X</td> <td>X</td> <td>X</td> <td>X</td> </tr> <tr> <td>X</td> <td></td> <td></td> <td></td> </tr> </tbody> </table> <p>37</p> | 1745A | 1897  | 1938B | 2274  | X    | X  | X    | X    | X  |   |       |      |   |   |   |   |  |  |  |   |  |  |       |       |      |   |   |   |  |   |  |  |  |   |
| 1892A  | 1915  |       |      |      |   |   |  |       |       |       |   |      |  |      |      |  |   |       |      |   |   |   |   |  |  |  |   |  |  |       |       |      |   |   |   |  |   |  |  |  |   |
| X  | X     |       |      |      |   |   |  |       |       |       |   |      |  |      |      |  |   |       |      |   |   |   |   |  |  |  |   |  |  |       |       |      |   |   |   |  |   |  |  |  |   |
|  | X     |       |      |      |   |   |  |       |       |       |   |      |  |      |      |  |   |       |      |   |   |   |   |  |  |  |   |  |  |       |       |      |   |   |   |  |   |  |  |  |   |
| 1745A  | 1897  | 1938B | 2274 |      |   |   |  |       |       |       |   |      |  |      |      |  |   |       |      |   |   |   |   |  |  |  |   |  |  |       |       |      |   |   |   |  |   |  |  |  |   |
| X  | X     | X     | X    |      |   |   |  |       |       |       |   |      |  |      |      |  |   |       |      |   |   |   |   |  |  |  |   |  |  |       |       |      |   |   |   |  |   |  |  |  |   |
| X  |       |       |      |      |   |   |  |       |       |       |   |      |  |      |      |  |   |       |      |   |   |   |   |  |  |  |   |  |  |       |       |      |   |   |   |  |   |  |  |  |   |
|  <table border="1" data-bbox="330 1333 467 1544"> <thead> <tr> <th>1885</th> <th>1905</th> </tr> </thead> <tbody> <tr> <td>X</td> <td>X</td> </tr> <tr> <td>X</td> <td>X</td> </tr> </tbody> </table> <p>38</p>   | 1885  | 1905  | X    | X    | X | X |  <table border="1" data-bbox="691 1317 895 1492"> <thead> <tr> <th>1857B</th> <th>2253A</th> <th>2253B</th> </tr> </thead> <tbody> <tr> <td>X</td> <td>X</td> <td>X</td> </tr> <tr> <td></td> <td>X</td> <td></td> </tr> </tbody> </table> <p>39</p>                                  | 1857B | 2253A | 2253B | X   | X    | X  |      | X    |  |  <table border="1" data-bbox="1094 1347 1235 1437"> <thead> <tr> <th>2248</th> <th>2249</th> </tr> </thead> <tbody> <tr> <td>X</td> <td>X</td> </tr> </tbody> </table> <p>40</p> | 2248  | 2249 | X | X |   |   |  |  |  |   |  |  |       |       |      |   |   |   |  |   |  |  |  |   |
| 1885   | 1905  |       |      |      |   |   |  |       |       |       |   |      |  |      |      |  |   |       |      |   |   |   |   |  |  |  |   |  |  |       |       |      |   |   |   |  |   |  |  |  |   |
| X  | X     |       |      |      |   |   |  |       |       |       |   |      |  |      |      |  |   |       |      |   |   |   |   |  |  |  |   |  |  |       |       |      |   |   |   |  |   |  |  |  |   |
| X  | X     |       |      |      |   |   |  |       |       |       |   |      |  |      |      |  |   |       |      |   |   |   |   |  |  |  |   |  |  |       |       |      |   |   |   |  |   |  |  |  |   |
| 1857B  | 2253A | 2253B |      |      |   |   |  |       |       |       |   |      |  |      |      |  |   |       |      |   |   |   |   |  |  |  |   |  |  |       |       |      |   |   |   |  |   |  |  |  |   |
| X  | X     | X     |      |      |   |   |  |       |       |       |   |      |  |      |      |  |   |       |      |   |   |   |   |  |  |  |   |  |  |       |       |      |   |   |   |  |   |  |  |  |   |
|  | X     |       |      |      |   |   |  |       |       |       |   |      |  |      |      |  |   |       |      |   |   |   |   |  |  |  |   |  |  |       |       |      |   |   |   |  |   |  |  |  |   |
| 2248   | 2249  |       |      |      |   |   |  |       |       |       |   |      |  |      |      |  |   |       |      |   |   |   |   |  |  |  |   |  |  |       |       |      |   |   |   |  |   |  |  |  |   |
| X  | X     |       |      |      |   |   |  |       |       |       |   |      |  |      |      |  |   |       |      |   |   |   |   |  |  |  |   |  |  |       |       |      |   |   |   |  |   |  |  |  |   |
|  <table border="1" data-bbox="283 1680 487 1907"> <thead> <tr> <th>1757</th> <th>1762</th> <th>1766</th> </tr> </thead> <tbody> <tr> <td>X</td> <td>X</td> <td>X</td> </tr> <tr> <td>X</td> <td></td> <td></td> </tr> <tr> <td>X</td> <td></td> <td></td> </tr> </tbody> </table> <p>41</p> | 1757  | 1762  | 1766 | X    | X | X | X  |       |       | X     |   |      |  <table border="1" data-bbox="613 1732 947 1907"> <thead> <tr> <th>1778</th> <th>1784</th> <th>1954</th> <th>1991</th> <th>1992</th> </tr> </thead> <tbody> <tr> <td>X</td> <td>X</td> <td>X</td> <td>X</td> <td>X</td> </tr> <tr> <td></td> <td></td> <td></td> <td>X</td> <td></td> </tr> </tbody> </table> <p>42</p> | 1778 | 1784 | 1954   | 1991  | 1992  | X    | X | X | X | X |  |  |  | X |  |  <table border="1" data-bbox="1088 1664 1292 1907"> <thead> <tr> <th>1857D</th> <th>1940A</th> <th>2181</th> </tr> </thead> <tbody> <tr> <td>X</td> <td>X</td> <td>X</td> </tr> <tr> <td></td> <td>X</td> <td></td> </tr> <tr> <td></td> <td></td> <td>X</td> </tr> </tbody> </table> <p>43</p> | 1857D | 1940A | 2181 | X | X | X |  | X |  |  |  | X |
| 1757   | 1762  | 1766  |      |      |   |   |  |       |       |       |   |      |  |      |      |  |   |       |      |   |   |   |   |  |  |  |   |  |  |       |       |      |   |   |   |  |   |  |  |  |   |
| X  | X     | X     |      |      |   |   |  |       |       |       |   |      |  |      |      |  |   |       |      |   |   |   |   |  |  |  |   |  |  |       |       |      |   |   |   |  |   |  |  |  |   |
| X  |       |       |      |      |   |   |  |       |       |       |   |      |  |      |      |  |   |       |      |   |   |   |   |  |  |  |   |  |  |       |       |      |   |   |   |  |   |  |  |  |   |
| X  |       |       |      |      |   |   |  |       |       |       |   |      |  |      |      |  |   |       |      |   |   |   |   |  |  |  |   |  |  |       |       |      |   |   |   |  |   |  |  |  |   |
| 1778   | 1784  | 1954  | 1991 | 1992 |   |   |  |       |       |       |   |      |  |      |      |  |   |       |      |   |   |   |   |  |  |  |   |  |  |       |       |      |   |   |   |  |   |  |  |  |   |
| X  | X     | X     | X    | X    |   |   |  |       |       |       |   |      |  |      |      |  |   |       |      |   |   |   |   |  |  |  |   |  |  |       |       |      |   |   |   |  |   |  |  |  |   |
|  |       |       | X    |      |   |   |  |       |       |       |   |      |  |      |      |  |   |       |      |   |   |   |   |  |  |  |   |  |  |       |       |      |   |   |   |  |   |  |  |  |   |
| 1857D  | 1940A | 2181  |      |      |   |   |  |       |       |       |   |      |  |      |      |  |   |       |      |   |   |   |   |  |  |  |   |  |  |       |       |      |   |   |   |  |   |  |  |  |   |
| X  | X     | X     |      |      |   |   |  |       |       |       |   |      |  |      |      |  |   |       |      |   |   |   |   |  |  |  |   |  |  |       |       |      |   |   |   |  |   |  |  |  |   |
|  | X     |       |      |      |   |   |  |       |       |       |   |      |  |      |      |  |   |       |      |   |   |   |   |  |  |  |   |  |  |       |       |      |   |   |   |  |   |  |  |  |   |
|  |       | X     |      |      |   |   |  |       |       |       |   |      |  |      |      |  |   |       |      |   |   |   |   |  |  |  |   |  |  |       |       |      |   |   |   |  |   |  |  |  |   |

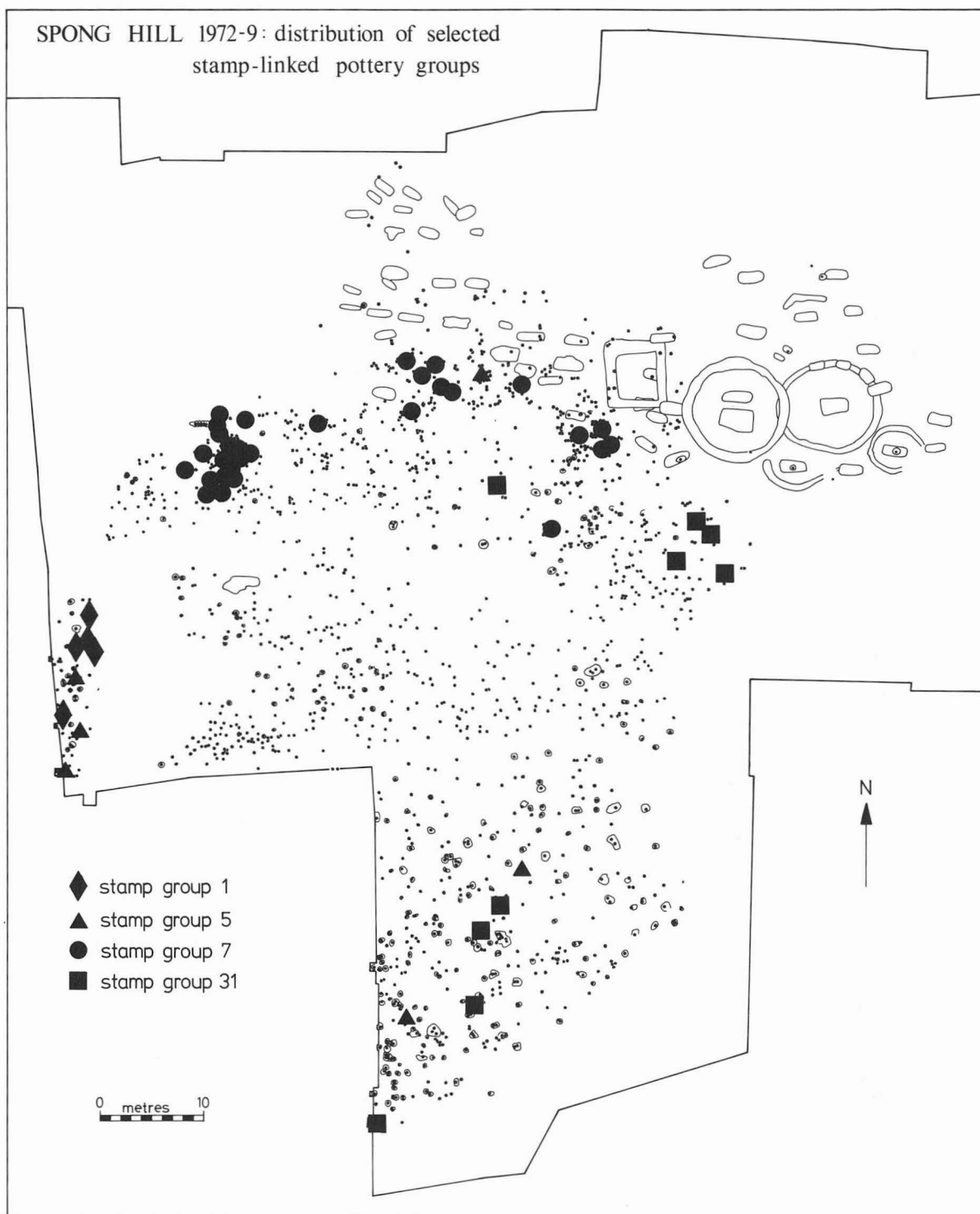


Fig.3. 1972-9 Distribution of selected stamp-linked pottery groups. Scale 1:600.

Group 43 (Fig.86)

This includes two pots, C1940A, and C2181, and one lid, C1857D which might originally have belonged to C1940A and have become displaced. There is one cross stamp common to the group and an 'S' and a circle which each occur once. No similarity between the patterns of the three can be observed, and the only associated find is glass from C2181. C1940A and C1857D were found within 2m of each other, whereas C2181 was buried more than 32 m to the south. This group is the least convincing of those identified, since not only are the pots buried at a distance and the patterns different, but the stamp is a relatively simple one. Nevertheless, it is distinctive as a square and not a round cross which is certainly exactly the same size on all three.

In addition to the pots which can be directly linked by identical stamp impression, there are several other groups which are arguably products of the same workshops.

Two pots, C1814 and C2112 (Fig.92) are decorated with several versions of a diagonally-crossed grid, a motif which does not appear on many other pots. None of the stamps on either pot is actually the same as that on the other, but the similarity of motif and of their elaborate bossed and stamped patterns leaves little doubt that they should in fact be considered together.

Another group of pots, without stamps, but with very similar distinctive arched groove patterns, was already identifiable amongst the pots previously published (Hills 1977, figs.44-5). To these should be added six more pots, C1801, C1803, C1827, C1836, C1987 and C2050 (Figs.43-4).

Discussion

There are now forty-two separate groups, after the amalgamation of Groups 7 and 12. Of these, nineteen consist of two pots only, and ten of only three. However, the largest, Group 7/12, now includes thirty-one pots, and several others may in fact be larger than can at present be shown since further discoveries may link groups which are now separate. The likelihood of these groups being products of individual potters is strengthened by the fact that most pots within each group correspond broadly in shape and in overall decorative schemes. Classification according to strict definition of decorative attributes would probably identify several of the smaller stamp groups as they stand, while most of the others would fall into two or three categories, largely corresponding to an increase in elaboration of design related to an increase in size. Most groups, particularly 7/12, become more internally coherent with the addition of further pots, since this provides further cross-links between pots on the basis of actual stamps, stamp motifs and decorative elements.

Fabric analysis has not yet proceeded far enough to show whether fabric groups correspond to stamp groups, but at least it can be said that there is some consistency amongst the fabrics of Group 7/12 pots (Brisbane 1980).

There are no very obvious correspondences between grave-goods found in pots of the same stamp group, and in fact, amongst all stamp groups, there are perhaps fewer grave-goods than amongst the cremations as a whole. General consideration of all stamp groups together would probably be misleading however, and there are perhaps some indications of specific associations amongst separate groups, notably 7/12. The lack of miniatures and the disproportionate number of combs and glass beads amongst this group need confirmation from a more detailed statistical analysis of the cemetery as a whole, and will need to be carefully considered before any conclusions as to its significance can be drawn. It may relate to the group itself, and to the status of those buried in the pots or it may be a chronological characteristic, specific to parts of the cemetery used during different phases.

The distribution of the stamp-linked pots within the cemetery remains the most strikingly consistent aspect of the study. This now appears to show a radial pattern, with the centre of the cemetery empty (Fig.3). Even the most centrally-distributed Group, 3, lies as it were on either side of a large central area which is still more clearly avoided by other groups. There are several different patterns within this: some small groups were buried very close together, within a few metres of each other; larger or more scattered groups still mostly remain within one broadly defined zone of the cemetery, north, east or west, and a few groups show a very much more dispersed pattern. Some of the last category are groups which have been identified at cemeteries other than Spong Hill and might be non-local in origin. The denser clusters may represent local potters or family groupings, whilst some of the more scattered groups might be the results of exchange or of exogamy. Study of the bones may eventually throw some light on these possibilities. Overall, the scatter of linked pots around the fringe of the cemetery suggests a temporal phasing, an overall horizontal stratigraphy with expansion outwards from the centre. The clustering of some groups suggests that within this there were areas set apart for separate communities or divisions of the whole population.

#### V. GRAVE-GOODS

Nearly all the same categories of grave-goods occurred in the second series of cremations as in the first, so that grave-goods will not be listed again (Hills 1977, 23-30). Further discussion of each type and the listing of total numbers, and an examination of associations and distribution, will be left until the excavation has been completed.

Types of object listed in Part I and not occurring in this volume include the following: bronze bell, bronze sword pommel and bone casket fittings, each of which has only been found once so far, and also iron arrow-heads, found previously in three graves, and iron diamond-shaped fittings, found twice. New categories of object are more numerous. In C1743 there was a silver pendant and silver rings, while in C2146 there was also a small unidentifiable silver fragment. Bronze bars occurred in C1730, C1952, C2143 and C2162. Small bronze rivets were found in C2057, an iron tool in C2013, and a possible iron handle in C2042. In C1894 there was an amber bead, and in C2067 one of jet. Small quartz pebbles, possibly substitutes for playing pieces, were put in C1980. There were bone pegs in C2100 and C2218, a hollow bone, possibly used as a needlecase, in C1976, and two pyramidal bone pendants in C2143. There are no major new categories: those listed above occurred only in one or two graves.

#### REFERENCES

1. Accession No. NCM L1976.1.
2. Clarke 1980, p.453, was misled by the cautious reference to un-urned burials in Hills 1977 which was only intended to suggest that no particular individual collection of un-urned bone could be taken as representing a deliberate un-urned burial, not that there were definitely no un-urned cremations.

## BIBLIOGRAPHY

- Brisbane, M., 1980. 'Anglo-Saxon pottery, production and social status', Rahtz, Dickinson and Watts (eds.) 1980.
- Clarke, G., 1980. The Roman cemetery at Lankhills, Winchester Studies 3.
- Hills, C.M., 1974. 'A runic pot from Spong Hill, North Elmham, Norfolk', Antiq.J. LIV, 87-91.
- Hills, C.M., 1977a. 'A chamber grave from Spong Hill, North Elmham, Norfolk', Med.Archaeol.XXI, 167-176.
- Hills, C.M., 1977b. 'The Anglo-Saxon cemetery at Spong Hill, North Elmham, Part I', E.Anglian Archaeol. Report No.6.
- Hills, C.M., 1980. 'Anglo-Saxon cremation cemeteries with particular reference to Spong Hill, Norfolk', Rahtz, Dickinson and Watts (eds.) 1980.
- Putnam, G., 1980. 'Spong Hill cremation', Rahtz, Dickinson and Watts (eds.) 1980.
- Rahtz, P.,  
Dickinson, T. and  
Watts, L., (eds.) 1980. Anglo-Saxon cemeteries 1979. The fourth Anglo-Saxon symposium at Oxford. British Archaeol.Rep.No.82.
- October 1980.







A. 1991

VJ11



B. 1992

VA11



C. 1927

VA14



D. 1937

VA20



E. 2144

VA18



F. 1798

VA15

Plate III. Stamps from Groups 4, 18 and 42 and stamp type XIa (2144). Scale approx. 1:1.





A. 1757

VK2



B. 1762

VJ19



C. 1793

VA17



D. 2182

BSG28



E. 2080

VK20



F. 1806

VA19

Plate IV. Stamps from Groups 2, 31 and 41. Scale approx. 1:1.




Plate V. Grave-goods from Cremation 2211. Scale approx. 1:1.

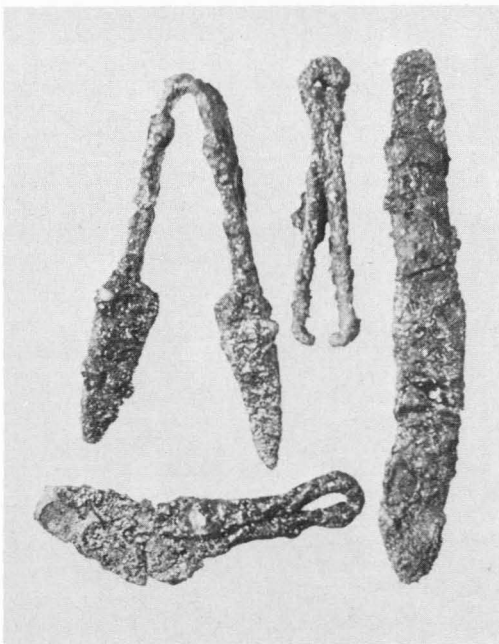
BTF4




A. 2233 Tweezers and earscoop.  
BSG18




B. 2246 Tweezers and earscoop.  
BSG17



C. 1989 Manicure set.  
BSG1

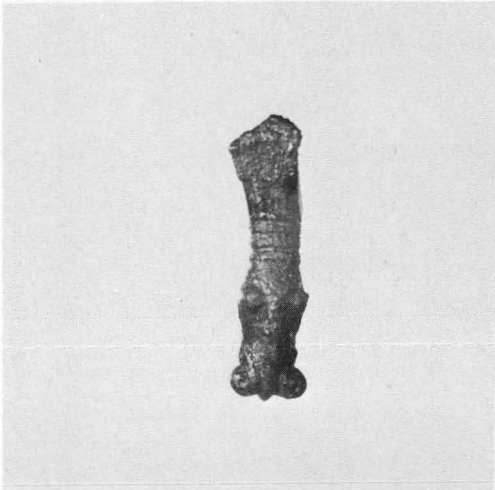


D. 1952 Bronze bars.  
BSG3




A. 2164 Bronze decorated strip.

BSG15




B. 1730 Foot of brooch.

BSG2




C. 2042 Iron object.

BSG8



D. 2161 Bone comb.

BSG5



E. 2143 Bone pendants.

BSG10

CATALOGUE OF CREMATIONS



## NOTE ON CATALOGUE

Cremation numbers: Nos. 22 and 41 are cremations excavated in 1968. No. 1601 is republished from Part I because further pieces of pot have come to light, making possible a full reconstruction. Nos. 1691-2240 were excavated in 1976 and 1977, and Nos. 2241-85 are numbers given to reconstructed pots recovered from the urn-diggers' disturbance, excavated in 1975 and 1976. Only C2283 and C2284 from this last group have associated cremated bones and none has associated grave-goods. They are located only approximately (see p.3).

Figure references: the first figure reference following the cremation number refers to the illustration of the pot. If the pot is too fragmentary to illustrate, there is no reference, and 'n.ill' appears after the pot description. If several pots are included under one number (A, B etc.) their illustrations are indicated both in sequence following the number, and at the end of each individual pot description. Further figure references are to sections, either of pots associated in the ground with other cremations or internal sections of complete pots. Figure references to grave-goods appear immediately after the listing of each item (note here the change from the practise of Part I). Grave-goods which are not illustrated are described as 'n.ill'.

Pottery descriptions: these are slightly fuller than in Part I, but are still intended only as summaries, complementary to the drawings. There is still no description of colour or fabric as this aspect of the pottery will be dealt with more satisfactorily in the context of a full specialist report on the fabrics and no useful purpose could be served by adding an approximation here.

Stamps are listed as before by the type numbers used in tabulation on Figs. 126-33. There are a few minor changes and some new types: XVI, XVIII, and further subdivisions of existing types. It should be noted that there is room for doubt over the identification of stamps as belonging to 1e rather than 1h, since in some cases the outer circle of 1e may simply be the edge of a stamp which, if not so deeply impressed, would appear as 1h.

Bosses can again be assumed to be hollow unless specifically described as 'applied'. The condition of the pot is described after restoration: its condition during excavation can be seen on the internal sections (Figs. 186-92) if it was sufficiently well-preserved to be listed before emptying. Some pots, either from damage, poor firing or bad conditions for preservation, have collapsed into little more than lumps of damp clay. Some of these pots can, nevertheless, be regarded as belonging to 'complete' burials, since all the pot was essentially still in position with its contents. Some burials listed on Table 7 as complete do not, therefore, have complete pots. Conversely, some badly smashed and scattered pots have been fully restored and are now complete pots, although the burial was certainly not intact. The condition is described under the following headings:

Complete: intact or missing only a few chips from rim or base

Near complete: noticeable pieces missing, usually from rim

Incomplete: large pieces missing although probably still sufficient for complete drawing

Fragmentary: large pieces, half or less of pot, not possible to reconstruct fully

Base, lower half or upper half only: self-explanatory

Sherds: only a few sherds survive

Holes in the side or base of a pot are recorded. These may have been deliberate holes, cut neatly or carelessly before burial in some 'ritual' connection, or alternatively, if the pots could be shown to have had some earlier domestic usage, the holes might have some functional explanation. However, it is also possible that the activity of worms, well

attested within the pots both by their actual presence and by the deposit of peagrit at the bottom of many pots, has extended to the burrowing of holes through the more friable bases.

Grave-goods: in this volume no indication has generally been given of whether an object has been burnt or not. In most cases, bone, ivory and glass have been burnt, and unburnt pieces amongst an otherwise melted or charred assemblage are probably simply pieces which lay away from the greatest heat. Illustrations of bronze objects show whether they are complete or melted. Iron objects show no sign of burning, but it is arguable that the funeral pyre would not have reached a sufficient temperature to affect them.

Descriptions are slightly fuller than in Part I and a larger proportion of melted glass beads, bronze sheet and ivory fragments has been illustrated: anything not drawn is usually identifiable only as being a fragment of some known substance. In the case of glass, it is usually possible to suggest whether it is the remains of beads or vessel, and to estimate how many beads, what colour and possibly what size. Where a figure reference is given for bronze sheet or ivory fragments, this will usually show a selection, including some of the larger pieces. The number of playing pieces drawn is indicated, and those not drawn are identical to one or other of those which are. Figure references are given beside descriptions of illustrated glass beads. 'Bronze' is used to describe all copper alloys.

Some categories of object found inside pots are not likely to have been deliberately deposited as grave-goods. These include worked flint, potsherds, tile and lumps of clay. Of these, worked flint flakes have been retained as grave-goods although their position at the top of the pot, often well above the bones, suggests they may well be residual objects from the surrounding soil (see Figs. 186-192 especially). There is no evidence for their use by the Anglo-Saxons, but, on the other hand, one cannot be certain none of them was deliberately deposited. Potsherds are found both at the top and well down inside pots and are sometimes burnt. In the latter case, they may be the remains of pots deliberately burnt on the funeral pyre and as such should be counted as grave-goods. However, some sherds may have been accidentally incorporated in the pyre. Unburnt sherds, both Roman and Anglo-Saxon, also occur and these could have arrived in the pot as residual objects in backfilled soil, and so should not be listed as grave-goods, although the possibility of deliberate deposition of unburnt sherds cannot be entirely discounted. In the case of one cremation, C2213, two joining pieces of pottery were found, one at the bottom, the other at the top of the pot. It was felt to be more consistent to list all potsherds separately rather than to attempt to distinguish between those which may have been grave-goods and those which were residual. Likewise, fragments of Roman, medieval and modern tile or brick are simply listed as having been found in the pot. Some of these fragments have been brought down from a higher level by worm sorting, while others were found with broken pots, buried only just below the present ploughsoil.

Illustrations: solid circles beside a pot illustration indicate the presence of glass in the burial, and solid triangles the presence of fragmentary grave-goods which have not been illustrated (this practice was followed inconsistently in Part I, but has been rigidly adhered to in this volume). All other grave-goods appear both in outline beside the pot in which they were found and again full-size in the series of illustrations which show grave-goods arranged according to type (Figs. 137-180). Objects found with burials later shown to include more than one pot cannot usually be regarded as securely associated with one of these pots rather than the others. Outlines, then, are put, for convenience only, with the pot in such series given the letter 'A'.

Abbreviations: (n.ill): not illustrated  
frag(s): fragment(s)  
G.S.: Grid Square



## CATALOGUE OF CREMATIONS

- 22 (Fig.110)  
Associations: Sherds from at least two other pots confused with this (n.ill).  
Pot: Horizontal zone faint crossed lines between horizontal lines on neck, spaced vertical bosses defined by pairs vertical lines around middle, stamp at top each boss. Fragmentary. Stamps: Ia.  
Grave-goods: 1.Glass vessel frag. ?Roman (Fig.164); 2.Glass, one bead, translucent (n.ill).
- 41 (Fig.125)  
Pot: Linear decoration. Fragmentary (n.ill).  
Grave-goods: 1.Bronze, flat strip (Fig.144); 2.Bone, triangular comb, ring-and-dot decoration and traces scalloped edge (Fig.170); 3.Ivory frags (n.ill).
- 1601 (Fig.110)  
Since publication of Part I of the catalogue more pieces of this pot have come to light, and a drawing of it is now included.  
Pot: At least three zones of decoration around the neck, separated by horizontal lines. Groups of sloping lines, stamps in panels. On shoulder five vertical bosses, multiple swags or sloping lines in panels. Incomplete. Stamps: Iib (two versions), VIe, XII, XVII (corrected from Part I, p.62).  
Grave-goods: see Part I.
- 1691 (Figs.123,181)  
Associations: Next to, and possibly confused with, 1695.  
Pot: Probably plain. Incomplete, top half missing.
- 1692  
Pot: Traces applied bosses and linear decoration. Base and body sherds (n.ill).
- 1693 Sherds (n.ill).
- 1694 (Fig.109)  
Pot: Defined chevron above zone of complex linear and stamped decoration. Incomplete, base disintegrated and rim missing. Stamps: Vc, Xb (four versions).  
Grave-goods: 1.Bronze strip, broken (n.ill).
- 1695 (Figs.41,181)  
Associations: Next to, and possibly confused with, 1691.  
Pot: Linear decoration, horizontal lines around neck between double row of chevrons on neck and shoulder. Fragmentary, parts rim and base.
- 1696 (Figs.38,186)  
Pot: Linear decoration, horizontal lines around neck above line and groove interlocking curves. Incomplete, rim and part neck missing.  
Grave-goods: 1.Iron shears, full-size (Fig.153); 2.Iron razor, miniature, curved blade, straight tang (Fig.153).
- 1697 (Figs.46,186)  
Pot: Horizontal grooves and row oval indentations around neck, line and groove chevrons on shoulder. Pedestal. Complete.  
Grave-goods: 1.Bronze ring, twisted wire, broken (Fig.141); 2.Bronze, three small lumps, possibly remains brooch (n.ill); 3.Glass beads - one blue-green translucent (Fig.165), one very small blue-green translucent and a dark lump (n.ill); 4.Bone comb, triangular, end tooth plate. Edge of tooth segments extended above back as ridge (Fig.170).
- 1698 Base only, disintegrated (n.ill).
- 1699 Base only, disintegrated (n.ill).
- 1700 Base only (n.ill).
- 1701 (Fig.37)  
Pot: Linear decoration, 'basketwork' pattern. Fragmentary.
- 1702 Sherds from base only (n.ill).
- 1703 (Figs.57,186)  
Pot: Three lines around neck, five bosses each within arched lines on shoulder. Originally complete, but partly disintegrated. Pedestal.
- 1704 Sherds from base (n.ill).
- 1705 (Fig.123)  
Pot: Lower half only, no decoration surviving.  
Grave-goods: 1.Iron, miniature shears, loop only (Fig.153); 2.Iron, miniature razor (Fig.153).
- 1706 (Fig.93)  
Pot: Horizontal stamp row defined by single lines. Fragmentary. Stamps: In.  
Grave-goods: Iron rivet (Fig.162).
- 1707 (Fig.125)  
Pot: Stamped. Fragmentary (n.ill).  
Stamps: VIIIa.  
Grave-goods: 1.Bronze sheet frag, curved, probably bowl rim (Fig.144).
- 1708 (Fig.29)  
Pot: Linear decoration. Fragmentary.
- 1709 (Fig.58)  
Pot: Five horizontal lines around neck, ten or twelve shallow bosses spaced around shoulder, each boss defined by

- groups of three vertical lines. Incomplete, rim missing and base broken. Grave-goods: 1. Bronze, small lump (n.ill); 2. Crystal frags, shattered bead (n.ill).
- 1710 (Fig. 121)  
Pot: Horizontal row of stamps around neck, above defined chevrons. Four small applied bosses on angle. Incomplete, most upper half missing. Stamps: VIIc.  
Grave-goods: 1. Bronze-gilt tweezers, full-size, incised linear decoration (Fig. 159); 2. Iron bar, pointed (Fig. 161).
- 1711 (Figs. 119, 181)  
Associations: Confused with 1712, 1711 possibly smashed onto 1712.  
Pot: Horizontal lines define and separate a row of oval indentations and a row of stamps. Incomplete. Stamps: VIb.
- 1712 (Figs. 37, 181)  
Associations: Possibly smashed by 1711.  
Pot: Complex linear pattern on lower half. Fragmentary.
- 1713 (Figs. 102, 186)  
Pot: Pairs of lines define horizontal row of stamps around neck, stamps in chevron panels on shoulder. Complete.  
Stamps: Ia, IIb.  
Grave-goods: 1. Bronze brooch, chip-carved fragment of concave lozenge, probably foot of square-headed brooch (Fig. 137); 2. Bronze, rectangular sheet, undecorated. ?Wristclasp or patch from vessel (Fig. 144); 3. Bronze gilt tweezers, full-size, faceted and incised decoration (Fig. 159); 4. Bronze sheet frags, possibly from bowl (Fig. 144); 5. Iron bar (Fig. 161); 6. Flint flake with flat edge retouch (Fig. 167).
- 1714 Sherds of base only (n.ill).
- 1715 (Fig. 37)  
Pot: Linear decoration. Fragmentary.
- 1716 (Figs. 55, 186, Plate I)  
Associations: Cutting ditch 146.  
Pot: Groups horizontal lines around upper and lower parts, faceting around carination and pedestal. Complete.  
Grave-goods: 1. Glass bead ?red (n.ill).
- 1717 (Figs. 4, 120, 41, 181)  
Associations: Remains of at least three pots mixed together.  
Pots: A. Plain, complete (Fig. 4).  
B. Linear and stamped decoration. Fragmentary (Fig. 120). Stamps: IIIId, VIb.  
C. Horizontal and vertical lines. Fragmentary (Fig. 41).  
Grave-goods: 1. Glass bead, translucent green-blue (n.ill).
- 1718 (Figs. 99, 186)  
Pot: Horizontal lines around neck, above and between row stamps and double row round indentations. Thirteen close-set vertical bosses alternate with vertical lines around angle. Incomplete, rim missing and base broken, possibly by deliberate hole. Stamps: Ia.  
Grave-goods: 1. Ivory frag (Fig. 180).
- 1719 (Figs. 4, 181)  
Associations: On top of 1724.  
Pot: Plain. Complete. Slightly shaped foot.  
Grave-goods: 1. Bronze cruciform brooch, bow and parts head and foot (Fig. 138); 2. Bone comb frags (Fig. 175); 3. Antler ring (Fig. 178); 4. Ivory, small frags (Fig. 180).
- 1720 (Fig. 29)  
Associations: Cutting ditch 146. Near 1721 and 1722, but no clear relationship.  
Pot: Linear decoration, horizontal lines around neck, chevrons on shoulder. Fragmentary.
- 1721 (Figs. 55, 186)  
Associations: Cutting ditch 146. Near to 1720, 1722.  
Pot: Horizontal lines around neck, diagonal slashing on carination. Complete.
- 1722 (Figs. 63, 186)  
Associations: Cutting ditch 146. Near to 1720, 1721.  
Pot: Cordon and grooves around neck, four shallow applied vertical bosses on shoulder, sloping and vertical lines and grooves in panels. Complete.
- 1723 (Figs. 99, 186)  
Pot: Horizontal lines and single row stamps on neck, ten small bosses within chevrons around angle. Incomplete, base disintegrated. Stamps: Ia.  
Grave-goods: 1. Iron nail or bar (Fig. 161).
- 1724 (Figs. 44, 181)  
Associations: Under 1719, next to 1725 and 1726, in same pit.  
Pot: Grooves around neck, above row of oval indentations. Ten vertical bosses around shoulder, horizontal or vertical grooves in panels. Complete.  
Grave-goods: 1. Iron frag, possibly bow of brooch (Fig. 139); 2. Bronze tweezers, full-size, grooved and stamped decoration (Fig. 153); 3. Iron, miniature shears (Fig. 153).  
Also in pot: Twelve potsherds, burnt, including one possibly Roman, remainder probably Anglo-Saxon including one with grooved decoration.

- 1725 (Figs.49, 181, 186)  
Associations: 1724, 1726.  
Pot: Two zones of linear and dot decoration, separated by horizontal lines and groove at shoulder. Complete except for rim.
- 1726 (Figs.114, 181)  
Associations: 1724, 1725.  
Pot: Two cordons around neck. Five groups of three vertical slashed bosses on shoulder, stamps between and below bosses. Stamps: IIIb, Vd.  
Grave-goods: 1.Ivory (n.ill).
- 1727 (Fig.123)  
Pot: Lower half only, no decoration surviving.  
Grave-goods: 1.Iron bar, bent (Fig.161).
- 1728 (Figs.4, 186)  
Associations: Cutting ditch 146.  
Pot: Plain. Complete except for part of base.
- 1729 (Figs.40, 186)  
Associations: Cutting ditch 146. Near 1730.  
Pot: Horizontal grooves around neck, overlapping swags on shoulder.  
Grave-goods: 1.Ivory (n.ill).  
Also in pot: Potsherds, burnt, Anglo-Saxon (n.ill).
- 1730 (Figs.30, 181, 186, Plate VII)  
Associations: Cutting ditch 146. Near 1729, crushing 1731.  
Pot: Grooves around neck, chevron on shoulder. Complete.  
Grave-goods: 1.Bronze cruciform brooch, horse-head foot, round eyes and scroll nostrils, faceted stem and part of bow, short catch-plate (Fig.138); 2.Bronze bar, broken (Fig.143); 3.Bronze lump (n.ill).
- 1731 (Figs.34, 181)  
Associations: Under 1730. Cutting ditch 146.  
Pot: Horizontal lines define and separate bands of sloping lines and chevrons. Incomplete, cut vertically and one half missing.
- 1732 (Figs.109, 186)  
Pot: Horizontal zone of linear and stamped decoration on neck, diagonal slashing on carination, swags on lower half. Stamps: IIIb, IIIc.  
Grave-goods: 1.Bronze, small narrow strip, bent at each end, probably part miniature tweezers (Fig.159).
- 1733 (Figs.77, 181, 186)  
Associations: On top of 1734, near 1735.  
Pot: Untidy curved rows of stamps on neck, above pair horizontal lines on shoulder. Incomplete, rim missing and base disintegrated. Stamps: Ic, IIb, VIb. Stamp Group 23.
- 1734 (Figs.4, 181)  
Associations: Under 1733.  
Pot: Plain. Incomplete.
- 1735 (Figs.34, 181)  
Associations: Near 1734, no clear relationship.  
Pot: Defined chevrons around neck. Incomplete.
- 1736 (Figs.95, 181, 186)  
Associations: Near 1735.  
Pot: Two rows of stamps around neck, separated and defined by horizontal lines. Incomplete. Stamps: VIIa.  
Grave-goods: 1.Glass bead, white with pale blue trails (n.ill).
- 1737 (Figs.76, 181, 186)  
Associations: Near 1735, 1736.  
Pot: Two rows of stamps around neck, defined and separated by horizontal lines. Eleven vertical bosses, each defined by pairs vertical lines, around middle. Incomplete, base broken.  
Stamps: Ik, IIIa. Stamp Group 20.
- 1738 Sherds (n.ill).
- 1739 (Figs.4, 186)  
Associations: Cutting ditch 146.  
Pot: Plain. Complete except piece of rim.  
Grave-goods: 1.Bronze frag, possibly brooch (Fig.139); 2.Glass, about twelve beads - blue and white striped, probably one medium-sized bead, two red, one white, one white with red stripes, one red and blue, one brilliant blue translucent, two green-blue translucent, one ?blue, one red with white crossing trails, one ?blue with white trails and red spots (n.ill); 3.Ivory, many frags, remains of ring (n.ill).  
Also in pot: Four Anglo-Saxon potsherds, burnt.
- 1740 (Fig.5)  
Associations: Cutting edge of ditch 146.  
Pot: Plain. Incomplete.
- 1741 (Figs.45, 186)  
Associations: Cutting ditch 146.  
Pot: Four lines around neck, chevrons below, round indentations in chevron panels. Six small bosses on shoulder. Complete, small neat hole in upper half.
- 1742 (Figs.5, 182)  
Associations: Cutting ditch 146. Next to, and in same pit as, 1751.  
Pot: Plain. Near complete.

- 1743 (Figs.35, 186)  
Associations: Cutting ditch 146.  
Pot: Defined chevron around neck. Incomplete, part neck and rim missing.  
Grave-goods: 1.Silver rings, two or three, broken (Fig.137); 2.Silver pendant, circular, with cylindrical sides and attachment loop. One flat circular surface only, decorated with pierced holes. Stone or organic setting perhaps missing from hollow (Fig.137); 3.Bronze cruciform brooch frags, some gilded, parts bow and head. Also bronze zoomorphic fragment, hollowed back, so not brooch foot, and further lumps of bronze, pieces of bronze sheet (Fig. 141). Probably parts two brooches at least (Fig.139); 4.Iron brooch, continental type of Roman Iron Age date (Fig.139); 5.Glass beads - three blue, one red and blue, possibly remains two more (n.ill); 6.Bone comb, double-sided with scalloped and pierced ends, concentric circles along middle. Bronze rivets (Fig.174).
- 1744 (Figs.35, 182)  
Associations: Near 1737.  
Pot: Defined chevron on shoulder. Incomplete, parts base missing or disintegrated.
- 1745 (Figs.85, 73)  
Associations: Parts of two pots confused together. In same pit as 1768, 1773, 1774. On top of 1773 and 1774.  
Pots: A.Horizontal lines above and between two rows of stamps. Fragmentary, most lower half missing. Stamps: Ih, IVc. Stamp Group 37 (Fig.85).  
B.Two rows of stamps defined and separated by pairs of horizontal lines around neck, defined chevron around middle. Fragmentary. Stamps: IIIe. Stamp Group 13 (Fig.73).  
Grave-goods: 1.Glass vessel, dark brown frag with self-coloured trails, part of clawbeaker (Fig.164).
- 1746 (Fig.82)  
Pot: Triple row of stamps defined by horizontal lines above shoulder, chevrons around middle. Stamps: Ig, VIb. Stamp Group 32.
- 1747 (Figs.5, 182, 186)  
Associations: Near 1752, 1744, 1748.  
Pot: Plain. Incomplete, part base disintegrated.
- 1748 (Figs.5, 182)  
Pot: Plain. Fragmentary.
- 1749 (Figs.6, 182)  
Associations: Next to 1750.  
Pot: Plain. Incomplete, rim and part neck missing.  
Grave-goods: 1.Bronze globules (n.ill).
- 1750 (Figs.6, 182)  
Associations: Near 1749. Parts two pots.  
Pots: A.Plain. Fragmentary (Fig.6).  
B.Plain. Fragmentary (Fig.6).
- 1751 (Figs.45, 182, 186)  
Associations: Cutting ditch 146. Next to 1742.  
Pot: Horizontal lines above and below row of triangular indentations around neck, eight shallow bosses on shoulder, panels between occupied by vertical or sloping lines and rows of triangular indentations. Complete. Pedestal.  
Grave-goods: 1.Bronze sheet, decorated with incised lines (Fig.143); 2.Bronze lump, possibly crumpled and melted sheet (n.ill); 3.Iron tweezers, one blade (Fig.146); 4.Iron shears, miniature (Fig.146); 5.Iron blade, folded (Fig.146); 6.Iron blade or sheet, folded and broken (Fig.146); 7.Glass, green translucent lump, part vessel or three or four beads (n.ill); 8.Bone comb, triangular, parts of tooth segments (Fig.171); 9.Bone playing pieces, two, both plane-convex with plain undersides, one decorated with circular groove on top (Fig.177).
- 1752 (Figs.6, 182, 186)  
Associations: Near 1744.  
Pot: Plain. Incomplete, part rim and neck missing. Large round hole in middle base.
- 1753 (Figs.63, 92)  
Associations: Cutting ditch 146. Parts of two pots.  
Pots: A.Slashed cordon around neck, six applied vertical bosses around shoulder, each defined by single vertical lines. Swags in panels. Fragmentary, approx half pot (Fig.63). B.Three grooves around neck, on shoulder groups vertical lines, grooves and stamp rows. Incomplete. Stamps: XII (Fig.92).  
Lid: With B. Flat, flanged, decorated lines and diagonal grooves on angle.
- 1754 (Figs.6, 182)  
Associations: In group with 1756 and 1757.  
Pot: Plain. Near complete.
- 1755 (Figs.35, 182, 186)  
Associations: Next to 1758.  
Pot: Defined chevron around neck. Complete.  
Grave-goods: 1.Iron nail (Fig.162);

2. Glass vessel frags, translucent green (n.ill); 3. Glass remains one blue and white bead (n.ill); 4. Bone or antler ring frag, decorated concentric circles and dot-in-circle motifs (Fig.178); 5. Ivory, large frags of ring (Fig.180).
- 1756 (Figs.7, 182)  
Associations: In group with 1754, 1757.  
Pot: Plain. Near complete.
- 1757 (Figs.87, 182, Plate IV)  
Associations: In group with 1754, 1756.  
Pot: Horizontal lines above and below row of stamps on neck, four large swags around shoulder. Rosettes between swags, vertical lines and stamp rows within. Fragmentary, approx half pot.  
Stamps: Ia, XVIII (two versions). Stamp Group 41.  
Grave-goods: 1. Bone playing pieces, nine complete and one broken. All plano-convex with two holes on underside, three drawn (Fig.177).
- 1758 (Figs.107, 182, 186)  
Associations: In pit beside 1755.  
Pot: Row of stamps defined by single grooves around neck, undefined stamp rows below shoulder. Complete. Hole below shoulder on one side. Stamps: In.
- 1759 (Figs.108, 182)  
Associations: Next to 1744.  
Pot: Horizontal lines define and separate row of stamps and row of round indentations around neck, swags depend from shoulder, stamps within swags. Fragmentary, approx one third of pot, diameter not reconstructible. Stamps: IVc, XVI.  
Grave-goods: 1. Iron shears, miniature (Fig.160); 2. Honestone, oval, rounded ends and sides, sandstone (Fig.167).
- 1760 Sherds only (n.ill).
- 1761 (Figs.94, 186)  
Pot: Three lines at neck, two at angle, define zone occupied by two rows stamps and two rows round indentations. Complete. Large hole in base, probably deliberate. Stamps: VIb.  
In pot: Potsherd, burnt (n.ill).
- 1762 (Figs.87, 186, Plate IV)  
Associations: Cutting ditch 146.  
Pot: Row of stamps defined by horizontal lines around neck, swags on shoulder separated by vertical stamp rows, vertical lines within swags. Complete.  
Stamps: XVIII. Stamp Group 41.  
Grave-goods: 1. Glass beads: two or more blue, one translucent green, two blue and white (n.ill); 2. Ivory, many frags, largest drawn (Fig.180).
- Also in pot: Two potsherds, one rim, burnt (n.ill).
- 1763 (Figs.7, 186)  
Associations: Cutting ditch 146.  
Pot: Plain. Complete.  
Grave-goods: 1. Coin, pierced. Diocletian (Fig.137).
- 1764 (Figs.89, 186)  
Associations: Cutting ditch 146.  
Pot: Row of stamps defined by triple lines around neck, five groups vertical lines and grooves on shoulder. Complete. Stamps: XIb.  
Grave-goods: 1. Bone comb, tooth frag (Fig.175).  
Also in pot: Tile frag, modern (n.ill).
- 1765 (Fig.58)  
Associations: Cutting ditch 146.  
Pot: Horizontal grooves around neck, eleven or twelve close-set vertical bosses alternating with vertical lines around shoulder. Fragmentary, less than half pot.  
Grave-goods: 1. Bone comb, zoomorphic, barred. Fragment of animal head, pieces of bars and flat plates, also part mushroom-shaped handle. Bars hatched, flat back decorated with dot-in-circle motifs. All pieces could belong to one comb, or could be parts matching comb and case (Fig.168).
- 1766 (Figs.87, 187)  
Associations: Cutting ditch 146.  
Pot: Two cordons with interrupted rows of stamps around neck, defined and separated by groups of three horizontal lines. On shoulder, five swags alternate with vertical lines and stamp rows. Complete. Hole near base. Stamps: XVIII. Stamp Group 41.  
Grave-goods: 1. Bronze frag, ?brooch (n.ill); 2. Bronze globules (n.ill); 3. Iron shears (Fig.153); 4. Iron tweezers (Fig.153).
- 1767 (Figs.7, 187)  
Associations: Next to 1769, near 1775.  
Pot: Plain. Near complete.  
Grave-goods: 1. Ivory (n.ill).
- 1768 (Figs.56, 182)  
Associations: In same pit as 1773, 1774, 1745. On top of 1745 and 1773.  
Pot: Two small applied bosses survive on two sherds ?originally four. Fragmentary.
- 1769 (Fig.125)  
Un-urned cremation.  
Associations: Next to 1767.  
Grave-goods: 1. Bronze, probably brooch catch-plate (Fig.139); 2. Glass



- beads, melted mass of fifteen or more: blue and white, red, dark blue, translucent green (n.ill); 3. Bone, small ring (Fig. 176).
- 1770 (Fig. 46)  
Pot: Two pairs of lines above and one below row of round indentations around neck, chevrons on shoulder. Incomplete, neck broken, rim missing.  
Grave-goods: 1. Glass, iridescent blue mass, remains of eight to twelve beads (n.ill).
- 1771 (Fig. 26)  
Associations: Cutting ditch 146, cut by 1778.  
Pot: Four horizontal lines around neck. Fragmentary, base disintegrated.  
Grave-goods: 1. Bronze, tiny frags (n.ill); 2. Bone comb, triangular, three tooth segments and frags decorated back (Fig. 171).
- 1772 (Fig. 90)  
Associations: Cutting ditch 146. Pot collapsed when found.  
Pot: Narrow defined chevron with round indentations around neck, six applied vertical bosses on shoulder. Vertical lines and grooves and groups stamps in panels. Near complete.  
Lid: Flat, flanged, stamped and linear decoration, angle diagonally slashed.  
Stamps: Ib, XII.
- 1773 (Figs. 53, 187, 182)  
Associations: In same pit as, and underneath, 1774, 1745 and 1768.  
Pot: Horizontal lines at neck and shoulder, vertical comb impressions between. Incomplete, base and rim missing or disintegrated.  
Grave-goods: 1. Bronze tweezers, miniature, traces of iron suspension ring (Fig. 146); 2. Iron blade in two pieces, knife (Fig. 146); 3. Iron, miniature blade, shears (Fig. 146); 4. Iron, small ring or loop, possibly belonging to (1) (Fig. 146); 5. Glass beads, one or two (n.ill); 6. Bone bead, plano-convex (Fig. 176).
- 1774 (Figs. 7, 68, 182)  
Associations: In same pit as, and on top of, 1773. Parts of two pots confused.  
Pots: A. Plain. Incomplete (Fig. 7).  
B. Fragmentary base, pierced by neat hole, and sherds from shoulder. Horizontal lines and cordon around neck (Fig. 68).
- 1775 (Fig. 7)  
Associations: Near 1767 and 1769.  
Pot: Plain. Incomplete, approx  $\frac{2}{3}$  pot.
- 1776 (Fig. 35)  
Associations: Cutting context 514.  
Pot: Defined chevron around neck. Incomplete, parts lower body missing.  
Quantity of burnt flints found in pot.
- 1777 (Fig. 125)  
Associations: Near 1757.  
Pot: Sherds (n.ill).  
Grave-goods: 1. Iron blade (Fig. 161); 2. Glass globules (n.ill).
- 1778 (Figs. 89, 187, Plate I)  
Associations: Cutting ditch 146. 1778A.  
Pot: Row of stamps around neck, defined by lines and grooves. On shoulder four repeats of pattern, round applied bosses within bossed swags, alternating with vertical applied bosses.  
Lid: Flat, flanged, stamped and linear decoration, angle diagonally slashed.  
Stamps: XIb. Stamp Group 42.  
Grave-goods: 1. Iron shears (Fig. 153); 2. Iron blade (Fig. 153); 3. Glass bead, blue and white (n.ill); 4. Bone comb, triangular, most of tooth segments, large parts one side and pieces other (Fig. 171).
- 1778A Un-urned cremation in pit of 1778. Roman potsherd with bones.
- 1779 (Figs. 8, 182)  
Associations: Next to 1786.  
Pot: Plain. Fragmentary.  
Grave-goods: 1. Ivory (n.ill).
- 1780 (Figs. 8, 187)  
Pot: Plain. Incomplete, parts neck and rim missing. Very small hole on shoulder and hole in base, both neat and deliberate.  
Grave-goods: 1. Bronze, end of rectangular strip, traces rivets in corners (Fig. 140).
- 1781 (Fig. 58)  
Pot: Two groups of three horizontal lines around neck, six vertical slashed cordons on shoulder, groups vertical lines defining and between cordons. Incomplete, base disintegrated.  
Grave-goods: 1. Bronze, small frags sheet (n.ill); 1. Ivory, two frags (Fig. 180).  
Also in pot: Potsherd, Roman (Fig. 163).
- 1782 (Fig. 63)  
Associations: Near 1700.  
Pot: Four lines above and two below slashed cordon around neck. Around shoulder large round bosses alternate with narrow, vertically scored, bosses. Eight or nine repeats of pattern.  
Grave-goods: 1. Bronze frag (n.ill); 2. Glass beads, three or four blue and

- red and also translucent green lump, might be bead or vessel (n.ill).  
Also in pot: Four burnt Anglo-Saxon potsherds (n.ill).
- 1783 (Figs.8, 68, 71)  
Associations: Parts of at least eight pots confused together.  
Pots: A.Plain. Fragmentary (Fig.8). B.Sherds (n.ill). C.Defined chevron on neck, narrow vertical bosses and second chevron on shoulder. Fragmentary. (Fig.68). D.Linear decoration. Sherds (n.ill). E.Sherds (n.ill). F.Horizontal lines and row stamps above zone sloping lines on neck. Fragmentary. Stamps: Ih. Stamp Group 7/12 (Fig.72). G. = part of 1745. H.Stamped sherds. Stamps: VIIe, IIc. Stamp Group 8 (n.ill). J.Stamped sherds. Stamps: VIIb, Vc (Fig.120). Grave-goods: 1.Bronze fitting, two thin undecorated rectangular plates held together by four iron rivets, one at each corner (Fig.140); 2.(Small Find 219) Bronze tweezers, full-size, faceted, stamped (Fig.159); 3.Glass, iridescent blue mass, remains ten or more beads (n.ill).
- 1784 (Fig.88)  
Associations: Cutting ditch 146. 1785 in same pit.  
Pot: Line above and two below row of stamps around neck. Four repeats of pattern on shoulder, vertical applied bosses defined by groups vertical lines alternate with round applied bosses within swags. Swags defined internally by small round indentations. Complete. Lid: Flat, flanged, stamped and linear decoration, angle diagonally slashed. Stamps: XIb. Stamp Group 42. Grave-goods: 1.Glass bead, large, black or dark blue with white arched trails (Fig.165).
- 1785 (Fig.8)  
Associations: In pit with 1784. Cutting ditch 146.  
Pot: Plain. Incomplete, base disintegrated.  
Grave-goods: 1.Bronze sheet frags and small lump (n.ill).
- 1786 (Figs.58, 9, 182)  
Associations: Next to 1779. Parts of two pots.  
Pots: A.Six vertical slashed bosses defined by groups vertical lines, further vertical lines in panels. Incomplete, lower half only (Fig.58). B.Plain. Incomplete, base disintegrated (Fig.9).  
Grave-goods: 1.Iron shears (Fig.154); 2.Iron, miniature tweezers, broken (Fig.154); 3.Iron rivet (Fig.162); 4.Ivory, small frags (n.ill).
- 1787 (Fig.118)  
Associations: Near 1783.  
Pot: Cordon around neck carrying chevron, defined by horizontal lines, above horizontal band crossed lines, and stamps. Around and below shoulder continuous curving cordon, vertical lines and stamp rows in upper loops, linear swastikas in lower. Incomplete, large pieces missing. Stamps: IIIId. Grave-goods: 1.Iron, miniature tweezers (Fig.160); 2.Glass, iridescent blue mass, remains twenty or more beads (n.ill); 3.Bone bead, plano-convex (Fig.176).
- 1788 (Fig.66)  
Pot: Three grooves around neck. Continuous curved groove around shoulder, ten shallow bosses in loops. Incomplete, cut vertically.  
Grave-goods: 1.Glass, vessel fragment, translucent green (n.ill).
- 1789 (Fig.107)  
Pot: Two rows stamps around neck, horizontal lines around shoulder. Zone between occupied by sloping lines and rows stamps and oval indentations. Fragmentary, base and parts rest missing. Stamps: Ig, Ih.
- 1790 (Fig.53)  
Pot: Four lines around neck, arched and sloping groups of lines above shoulder. Horizontal rows oval indentations around neck and at base of arches, also vertical rows indentations between arches and sloping lines. Fragmentary. Grave-goods: 1.Glass beads, two or three, blue, red (n.ill).
- 1791 (Figs.101, 187)  
Associations: Cutting ditch 146.  
Pot: Horizontal line above shoulder, groups vertical lines on shoulder, stamps in panels. Complete.  
Lid: Crossed lines and four groups stamps arranged in rosettes. Flat, curved. No flange. Stamps: VIIb.
- 1792 (Figs.55, 187)  
Pot: Faceted carination. Complete.  
Grave-goods: 1.Glass, translucent green lump ?remains of one bead (n.ill).
- 1793 (Figs.69, 187, Plate IV)  
Pot: Two rows stamps around neck, defined and separated by horizontal lines. Triangular stamp-filled panels around shoulder. Complete.



- Stamps: IVc, Vd, VIIIb. Stamp Group 2.
- 1794 (Figs.9, 187, 182)  
Associations: Near 1805.  
Pot: Plain. Complete.  
Grave-goods: 1.Glass, one bead (n.ill).
- 1795 (Figs.105, 187, 182)  
Associations: In pit with 1796.  
Pot: Two bands of defined chevrons, stamps in panels, one band above other below shoulder. Incomplete, part neck and rim missing. Stamps: IIc.
- 1796 (Figs.30, 187, 182)  
Associations: In pit with 1795.  
Pot: Four horizontal lines above shoulder, three line chevron below. Incomplete, base disintegrated.  
Grave-goods: 1.Iron, miniature shears (Fig.146); 2.Iron tweezers (Fig.146); 3.Iron knife (Fig.146); 4.Iron, three comb rivets attached to frags of bone (Fig.175); 5.Iron frags, possibly further pieces (1) or (3) (Fig.162); 6. Flint flake from polished tool (Fig.167).
- 1797 (Figs.70, 187)  
Associations: Cutting ditch 146.  
Pot: Linear 'plait' around neck, row of stamps on shoulder. Incomplete, rim and part neck missing. Stamps: Ia, VIIb. Stamp Group 7/12.  
Grave-goods: 1. Bone comb frag (Fig.175).
- 1798 (Fig.69, Plate III)  
Pot: Two rows stamps, defined by horizontal lines, around neck, diagonal slashing on shoulder. Fragmentary, neck and upper part only. Stamps: Xb (two versions). Stamp Group 4.  
Grave-goods: 1.Glass, translucent frag (n.ill).
- 1799 (Figs.66, 187)  
Pot: Two grooves around neck. Arched cordon defined by arched bosses, five repeats of pattern. Incomplete, base disintegrated and rim missing.  
Grave-goods: 1.Bronze needle (Fig.142); 2.Bronze globules (n.ill); 3.Glass beads, four or five (n.ill).
- 1800 (Fig.125)  
Pot: Linear decoration. Sherds (n.ill).  
Grave-goods: 1.Glass, green translucent lump, possibly vessel (n.ill).
- 1801 (Figs.43, 187)  
Pot: Two rows small arched grooves, separated by horizontal grooves, around neck, seven applied vertical bosses on shoulder, vertical grooves in panels.  
Grave-goods: 1.Bronze sheet frags (n.ill); 2.Glass beads, five - white with blue spots, blue, red, green and yellow (n.ill); 3.Ivory, quantity of fragments (Fig.180).
- 1802 (Figs.63, 187)  
Pot: Grooves and slashed cordon around neck, defined chevron below. On shoulder six small vertical bosses, defined and scored by vertical grooves. Complete except for piece rim.  
Grave-goods: 1.Iron blade, twisted shaft (Fig.146); 2.Iron shears, miniature (Fig.146); 3.Iron razor, loop at end (Fig.146); 4. Flint flake (n.ill).  
Also in pot: Burnt flints.
- 1803 (Figs.44, 187)  
Pot: Band of ring grooves and round indentations, defined by grooves, around neck. Five shallow applied vertical bosses, vertical grooves in panels on shoulder. Incomplete, rim missing.  
Grave-goods: 1.Bronze sheet, curved strip ?bowl rim (Fig.144); 2.Bronze fitting, rectangular sheet with hole at one side (Fig.144); 3.Bronze lump (n.ill); 4.Iron tweezers (Fig.154); 5.Iron shears (Fig.154).
- 1804 (Figs.49, 187)  
Associations: Cutting ditch 146.  
Pot: Single line above and three below row round indentations around neck, band of sloping lines defined by single horizontal lines just above angle. Between, zig-zag lines, massed round indentations in panels. Complete.  
Grave-goods: 1.Bronze, tiny frags (n.ill); 2.Glass bead, blue and white striped (n.ill).
- 1805 (Figs.101, 187, 182)  
Associations: Near 1794, possibly in same pit.  
Pot: Defined chevron around neck, four horizontal lines below shoulder, row and panels stamps between. Complete. Stamps: VIIb, VIII.
- 1806 (Figs.81, 182, Plates II and IV)  
Associations: Next to 1807.  
Pot: Horizontal grooves and slashed cordon around neck, four repeats bossed and stamped pattern around shoulder. Applied bosses, vertical, sloping and round. Incomplete, base partly disintegrated, piece one side missing.  
Lid: Flat, flanged, stamped and linear decoration. Stamps: Ie, IIc, IVb. Stamp Group 31.  
Grave-goods: 1.Bronze gilt tweezers and earscoop, full-size, together on twisted bronze wire ring. Tweezers faceted, stamped, earscoop twisted

- shaft (Fig.159); 2. Bone comb, frag of bar (Fig.168).
- 1807 (Figs.63, 182)  
Associations: Next to 1806.  
Pot: Three grooves around neck, four repeats bossed and linear pattern around shoulder. Complete, possible deliberate hole in base.
- 1808 (Fig.83)  
Pot: Four lines at neck, two around shoulder, define zone of chevrons, stamps in panels. Stamps within swags below shoulder. Incomplete, base disintegrated, part rim and neck missing. Stamps: Ig, VIIc. Stamp Group 35.  
Grave-goods: 1. Iron shears (Fig.154); 2. Iron blade, broken (Fig.154).
- 1809 (Fig.9)  
Pot: Plain. Fragmentary, large pieces including complete profile.
- 1810 (Figs.46, 187)  
Associations: Above 1811.  
Pot: Horizontal lines and rows small round indentations around neck, vertical lines around shoulder. Incomplete, rim missing.  
Grave-goods: 1. Bronze tweezers, miniature (Fig.146); 2. Iron shears (Fig.146); 3. Iron blade (Fig.146).
- 1811 (Fig.9)  
Associations: Under 1810.  
Pot: Plain. Incomplete, approx half pot.  
Grave-goods: 1. Bronze sheet, part of beaded bowl rim (Fig.144); 2. Glass vessel frag, light green (Fig.164); 3. Bone playing pieces, seven complete and one broken all with two holes each on under side (two drawn, Fig.177) and one broken with ten surviving holes on underside (Fig.177).
- 1812 (Figs.10, 187, 182)  
Associations: In group with 1813 and 1814. Possibly on top of 1813.  
Pot: Plain. Incomplete, large piece one side missing.
- 1813 (Figs.30, 182)  
Associations: In group with 1812, 1814, possibly underneath 1812.  
Pot: Three grooves around neck, groups of vertical and sloping grooves around shoulder. Fragmentary, approx half pot.
- 1814 (Figs.92, 187, 182, Plate II)  
Associations: In group with 1812, 1813.  
Pot: Stamped cordon and row stamps around neck. Most of pot covered by complex bossed and stamped pattern, three repeats, multiple arched cordons and rows stamps alternate with vertical stamped cordons. Crossed and vertical lines on lower half. Complete. Hole in base. Pedestal. Stamps: IIIb, VIIb.  
Grave-goods: 1. Bronze sheet frag (n.ill); 2. Iron shears, miniature (Fig.154); 3. Iron razor (Fig.154).
- 1815 (Fig.35)  
Pot: Defined chevron on neck. Fragmentary, part of base and body sherds.  
Grave-goods: 1. Glass bead (n.ill).
- 1816 (Figs.111, 187, 183, Plate II)  
Associations: In pit next to 1823, on top of 1826.  
Pot: Two irregular rows stamps around neck, thirteen applied vertical bosses around middle, defined in one case by rows of stamps. Complete. Large deliberate hole in base. Stamps: Ia.
- 1817 (Figs.39, 187)  
Pot: Three lines around neck, arches on shoulder. Complete.  
Grave-goods: 1. Iron shears (Fig.154); 2. Iron knife, broken blade with tang (Fig.154).
- 1818 (Figs.10, 183)  
Associations: Next to 1838.  
Pot: Plain. Incomplete, parts of rim and lower half missing.
- 1819 (Fig.10)  
Associations: Cutting inhumation 30.  
Pot: Plain. Complete.
- 1820 (Fig.94)  
Associations: Cutting inhumation 30.  
Pot: Three horizontal rows stamps and horizontal lines around neck. Incomplete, partly disintegrated. Stamps: Ik, IIIb.  
Grave-goods: 1. Glass bead, red (n.ill).
- 1821 (Fig.27)  
Associations: Cutting ditch 146.  
Pot: Horizontal lines immediately above carination, groups three short vertical grooves below. Complete.  
Grave-goods: 1. Bronze sheet, bent piece possibly rim binding (Fig.144).
- 1822 (Fig.125)  
Pot: Traces linear decoration. Sherds (n.ill).  
Grave-goods: 1. Glass vessel frag, light green (Fig.164).
- 1823 (Figs.76, 183)  
Associations: Next to 1816 and 1826.  
Pot: Defined chevron around neck, stamps in panels. Incomplete, base disintegrated. Stamps: Ih (two versions), IIIa. Stamp Group 20.  
Grave-goods: 1. Bronze brooch, foot of florid cruciform or hybrid square-head/cruciform. Mask with flowing hair, moustache and beard which ends in head and claw of Style I beast (Fig.137);

2. Bronze, small frags and globules and one larger piece crumpled sheet (n.ill);  
3. Glass beads, two, blue (n.ill);  
4. Crystal bead, oval smooth (Fig. 166).
- 1824 (Fig. 56)  
Associations: In pit with 1825, cutting ditch 146.  
Pot: Seven bosses around shoulder. Complete.  
Grave-goods: 1. Iron shears (Fig. 147); 2. Iron blade (Fig. 147); 3. Iron tweezers, broken, on iron ring (Fig. 147); 4. Iron earscoop (Fig. 147).
- 1825 (Fig. 64)  
Associations: In pit with 1825, cutting ditch 146.  
Pot: Grooves and two pairs lines around neck, three repeats bossed and linear pattern on shoulder, single round bosses within arched lines alternating with pairs vertical scored bosses. Incomplete, base disintegrated, part rim missing.  
Grave-goods: 1. Iron bar (Fig. 162); 2. Iron nail (Fig. 162).
- 1826 (Fig. 76, 183)  
Associations: Next to 1823, possibly under 1816.  
Pot: Defined chevron around neck, stamps in panels. Incomplete, half reconstructible, rest collapsed.  
Stamps: Ik, IIIa. Stamp Group 20.
- 1827 (Fig. 43)  
Pot: Row shallow arched grooves, defined by horizontal grooves, around neck. Eight shallow vertical bosses around shoulder. Fragmentary, approx one third pot.  
Grave-goods: 1. Flint, end scraper (Fig. 167).
- 1828 (Fig. 82)  
Pot: At least one row stamps above horizontal line above shoulder, pendant triangular stamp panels below. Incomplete, neck and rim missing.  
Stamps: In, IIb, IIc. Stamp Group 34.  
Grave-goods: 1. Glass bead, white and blue with bronze object melted to it (Fig. 141); 2. Ivory frags (Fig. 180).
- 1829 (Figs. 35, 183)  
Associations: Next to 1830, no relationship visible.  
Pot: Defined chevrons on neck. Fragmentary, approx quarter pot only, including profile.
- 1830 (Figs. 110, 183)  
Associations: Near 1829.  
Pot: Row of stamps and three horizontal grooves above shoulder, five vertical applied bosses alternate with five round applied bosses on shoulder. Stamps: IIc.
- 1831 (Fig. 10)  
Pot: Plain. Incomplete, nearly half pot missing.  
Lid: Plain. Conical with flat knob.
- 1832 (Fig. 52)  
Pot: Two cordons around neck, above and below row round indentations and irregular shallow curved lines. On shoulder zone irregular linear decoration above five small applied bosses, panels occupied by linear patterns and rows indentations. Scratches quasi-runic, no real letters. Complete.  
Grave-goods: 1. Iron shears, miniature (Fig. 147); 2. Iron tweezers, miniature (Fig. 147); 3. Iron knife, miniature (Fig. 147). Pot packed with small stones.
- 1833 (Fig. 53)  
Pot: Three lines around neck, massed alternating sloping lines on shoulder. Rosettes and bosses on angle. Each rosette formed of central round impression surrounded by ring of possibly triangular wedges.
- 1834 (Fig. 38)  
Pot: Two grooves around neck above band of interlacing curved lines. Fragmentary, approx one third of pot only.  
Grave-goods: 1. Bone comb, triangular, frags (Fig. 172).
- 1835 (Fig. 73)  
Pot: Horizontal line and row stamps around neck, long shallow vertical bosses around shoulder. Fragmentary.  
Lid: Conical, horizontal lines and stamp rows. Incomplete. Stamps: VIIa (two versions). Stamp Group 17.  
Grave-goods: 1. Bronze sheet, tiny frags (n.ill).
- 1836 (Fig. 60)  
Pot: Defined groove chevron around neck, shallow vertical applied bosses and vertical grooves around middle. Fragmentary.
- 1837A (Fig. 74)  
Associations: Confused with 1837B.  
Pot: Horizontal lines above and between two rows stamps and crossed lines. Near complete.  
Lid: Flat, curved angle, flange. Stamped and linear decoration. Stamps: IVd, VIa, VIIb. Stamp Group 19.  
Grave-goods: 1. Flint flake (Fig. 167).
- 1837B (Fig. 74)  
Associations: Confused with 1837A.  
Pot: Single row stamps above shoulder, defined horizontal lines, groups vertical

- lines on shoulder. Incomplete.  
Lid: Stamped and linear decoration, shape same as 1837A. Stamps: IVd, VIa, VIIb. Stamp Group 19.
- 1838 (Figs.98, 183)  
Associations: Next to 1818.  
Pot: Defined chevron around neck, above row stamps. Three horizontal lines around shoulder, swags below. Complete except piece base, ?deliberate hole. Stamps: IVd.  
Grave-goods: 1. Bronze sheet frag ?bowl (n.ill).
- 1839 (Fig.77)  
Associations: Near 1841.  
Pot: Horizontal lines below rim and around middle define zone occupied by four rows stamps. Fragmentary.  
Stamps: Ia, Ic, IIb, VIb. Stamp Group 23.
- 1840 (Figs.95, 183)  
Associations: In pit with 1842.  
Pot: Single lines at rim and shoulder define three rows stamps. Incomplete.  
Stamps: Ia, VIIa.
- 1841 (Figs.83, 121, 87)  
Associations: Near 1839. Parts of three fragmentary pots confused.  
Pots: A. Chevrons, stamps and round indentations. Stamps: Ig. Stamp Group 35 (Fig.83).  
B. Chevrons and stamps (Fig.121).  
Stamps: Ia, Vc, VIIc. C. Cordons around neck, one carrying stamps.  
Stamps: XVIII (Fig.87).
- 1842 (Figs.11, 183)  
Associations: In pit with 1840.  
Pot: Plain. Complete. Hole in base.
- 1843 (Fig.123)  
Pot: No surviving decoration. Only lower half.
- 1844 (Figs.110, 183)  
Pot: Two rows stamps around neck, eight shallow vertical scored bosses extending from shoulder to base. Incomplete, part upper half missing or collapsed. Stamps: VIb, and obscure and damaged stamp.  
Grave-goods: 1. Bone comb, double-sided, frag (Fig.174).
- 1845 (Figs.11, 183)  
Pot: Plain. Incomplete. Most neck and rim missing.
- 1846 (Fig.104)  
Pot: Horizontal lines and stamp rows around neck, ten triangular stamp-filled panels around middle. Incomplete, rim and part neck missing. Stamps: Ia, Ih, IIc, IIIa, VIc, VIIc, VIIIc.  
Grave-goods: 1. Bronze, rectangular object with zoomorphic ornament, fused or attached to mass melted bronze. Probably wristclasp (Fig.140); 2. Glass, green translucent frags, probably vessel (n.ill); 3. Bone, animal tusk (Fig.179).
- 1847 (Figs.30, 183)  
Associations: In pit with 1848.  
Pot: Horizontal and chevron lines. Fragmentary.  
Grave-goods: 1. Glass beads, two - red and ?red with white trails, cylindrical (n.ill); 2. Bone comb frag (n.ill).
- 1848 (Figs.97, 188, 183)  
Associations: In pit with 1847.  
Pot: Horizontal lines and row stamps around neck, defined chevron below. Incomplete, rim and part neck missing.  
Stamps: Ia, IIIa.
- 1849 (Figs.11, 188, 183)  
Associations: Next to, and on top of, 1850.  
Pot: Plain. Incomplete, part base and rim missing.
- 1850 (Figs.73, 188, 183)  
Associations: Underneath 1849.  
Pot: Two horizontal rows stamps and horizontal lines around neck, above defined chevron with stamps in upper panels. Complete. Hole in base.  
Stamps: IIIe. Stamp Group 13.
- 1851 (Fig.121)  
Associations: Parts two pots confused.  
Pots: A. Stamped. Stamps: Ia, Ic, IIC (Fig.121). B. Few plain sherds (n.ill).
- 1852 (Figs.72, 188, 183)  
Associations: 1852, 1853, 1854, 1855, 1856, 1858 possibly in same pit, and 1860 next to 1858. 1856 on top of 1855.  
Pot: Two rows stamps around neck, above and below slashed cordon. Around shoulder four arched slashed cordons alternate with vertical bosses, round bosses within arched cordons. Continuous wavy row stamps defines arches internally. Incomplete.  
Stamps: Ih, VIIc. Stamp Group 11.  
Grave-goods: 1. Bronze sheet frags (n.ill).
- 1853 (Figs.96, 183)  
Associations: In group 1852-6, 8, 60.  
Pot: Around neck horizontal line above defined band sloping lines and row stamps. Fragmentary. Stamps: Ic.
- 1854 (Figs.11, 188, 183)  
Associations: In group 1852-6, 8, 60.  
Pot: Plain. Incomplete, much neck and rim missing.  
Grave-goods: 1. Bronze tag, pierced at

- one end (Fig.140); 2.Glass beads, four to six - dark blue, translucent green-blue, red with green trails, blue (n.ill); 3.Crystal bead, oval, smooth (Fig.166); 4.Bone ring (Fig.176).
- 1855 (Figs.56, 183)  
Associations: In group 1852-6, 8, 60. Under 1856.  
Pot: Small applied vertical bosses, widely spaced. Fragmentary, diameter on drawing estimated.  
Grave-goods: 1.Glass beads, two small, blue (n.ill).
- 1856 (Fig.183)  
Associations: In group 1852-6, 8, 60. On top of 1855.  
Pot: Sherds (n.ill). Stamps: Iic.
- 1857 (Figs.94, 86, 120)  
Associations: Parts three fragmentary pots and lid.  
Pots: A.Four rows stamps. Stamps: Vc (two versions), VIb, VIIId (Fig.94); B.Lines around neck and one row stamps. Stamps: IIIb. Stamp Group 39 (Fig.86); C.Row of stamps. Stamps: VIb (Fig.120); D.Lid. Zig-zag line and stamps. Stamps: Ia. Stamp Group 43. This lid belongs to same stamp group as 1940A. It was found not far from it and may be its lid (Fig.86).
- 1858 (Figs.11, 183)  
Associations: In group 1852-6, 8, 60. Next to 1860.  
Pot: Plain. Fragmentary.
- 1859 (Fig.74)  
Associations: Cutting ditch 197.  
Pot: Horizontal lines, row of stamps and zig-zag line around neck. Below this, triangular stamp-filled panels. Eight shallow vertical bosses on shoulder. Stamps: Iic. Stamp Group 17.  
Grave-goods: 1.Bronze tweezers, full-size, faceted (Fig.159); 2.Bronze frags (n.ill).
- 1860 (Figs.103, 188, 183)  
Associations: Near group 1852-6, 8, next to 1858.  
Pot: Horizontal lines and two rows stamps around neck, triangular stamp-filled panels below shoulder. Incomplete, rim missing, base disintegrated. Stamps: VIb, VIIc.
- 1861 (Fig.96)  
Pot: Horizontal lines and two rows stamps around neck, short sloping lines around shoulder. Incomplete, approx two-thirds pot. Stamps: Iic, VIIb.
- 1862 (Fig.77)  
Pot: Double row stamps around neck, defined by single lines. Fragmentary. Stamps: VIb. Stamp Group 21.
- 1863 (Fig.77)  
Associations: On edge of ditch 197, partially cutting.  
Pot: Two rows stamps, defined by single lines, around neck. Incomplete, part rim missing, base disintegrated. Stamps: VIb. Stamp Group 21.
- 1864  
Pot: Base and few linear decorated sherds (n.ill).
- 1865 (Fig.96)  
Associations: Cutting ditch 197.  
Pot: Three rows stamps, separated by single lines around neck and on shoulder. Incomplete, approx half pot. Stamps: Ia, Vc, VIIa, XVIII.
- 1866 (Figs.123, 41)  
Associations: Parts of two fragmentary pots, confused together.  
Pots: A.Lower half only (Fig.123). B.Chevrons on neck (Fig.41).
- 1867 (Fig.45)  
Associations: In pit with 1868 and 1869.  
Pot: Horizontal lines and rows triangular indentations around neck above triangular panels of indentations. Ten shallow bosses around middle. Near complete.
- 1868 (Fig.12)  
Associations: In pit with 1867, 1869.  
Pot: Plain. Incomplete, approx two-thirds of pot.
- 1869 (Fig.105)  
Associations: In pit with 1867, 1868.  
Pot: Horizontal lines and row stamps around neck, horizontal line around shoulder, define linear and stamped chevron. Near complete. Stamps: Iic, Vc, VIb.  
Grave-goods: 1.Ivory frags (n.ill).
- 1870 (Fig.78)  
Pot: Rows of stamps. Fragmentary. Stamps: Ia, Iic, IIIb. Stamp Group 25.
- 1871 (Fig.12)  
Pot: Plain. Incomplete, base disintegrated.  
Grave-goods: 1.Bronze sheet, beaded rim of bowl and folded piece (Fig.144); 2.Glass, translucent green lump, could be two or three beads or part of vessel (n.ill).
- 1872 (Fig.78)  
Pot: Pairs horizontal lines and rows stamps around neck, groups sloping and vertical lines and row round indentations around shoulder. Near complete. Stamps: Ia, Iic. Stamp Group 25.



- 1873 Sherds (n.ill).
- 1874 (Fig.29)  
Associations: Next to 1924.  
Pot: Two lines around neck above chevrons. Incomplete, cut vertically.
- 1875 (Fig.12)  
Pot: Plain. Incomplete, part one side missing.  
Grave-goods: 1. Glass beads - one blue, three red, one yellow, one very burnt (n.ill); 2. Crystal frags (n.ill).
- 1876 (Figs.12, 188)  
Pot: Plain. Complete.
- 1877 (Figs.78, 13)  
Associations: Two burials confused, one on top of other.  
Pots: A. Around neck, horizontal lines, row stamps, double row indentations, band vertical lines. Fragmentary, most lower half missing or disintegrated.  
Stamps: IIc. Stamp Group 25 (Fig.78).  
B. Plain. Fragmentary, approx half pot (Fig.13).
- 1878 (Figs.103, 188)  
Pot: Horizontal lines around neck, chevrons with stamps in panels around shoulder. Complete. Stamps: VIIb.  
Grave-goods: 1. Bronze sheet, quantity of frags, ?bowl (n.ill); 2. Antler ring (Fig.178); 3. Ivory frags (Fig.180).
- 1879 (Fig.13)  
Associations: On top of inhumation 29.  
Pot: Plain. Fragmentary, approx one-third pot only.  
Grave-goods: 1. Glass bead, white (n.ill).
- 1880 (Figs.103, 188, 183)  
Associations: Underneath 1889, pit cuts pit of 1881.  
Pot: Row of round indentations and two rows stamps around neck, also horizontal lines. On shoulder, chevrons, stamps in some panels. Complete except rim sliced off. Hole in base probably deliberate. Stamps: Ia, XVII.  
Grave-goods: 1. Bronze, two small lumps ?brooch (n.ill); 2. Ivory frags (n.ill).
- 1881 (Figs.13, 188, 183)  
Associations: Urn-pit cut by pit for 1880. This pot contained no bones or grave-goods, although complete, and is a small plain cup similar to others found as inhumation accessory vessels. However, it was not found in an inhumation pit, but in its own urn-pit and it might just possibly once have contained a small quantity of finely-broken cremated child bones which have not survived.  
Pot: Plain. Complete.
- 1882 (Fig.94)  
Associations: Parts of two pots.  
Pots: A. Three rows of indistinct stamps, defined by pairs horizontal lines, around neck. Partly disintegrated. Stamps: VIIa (Fig.94).  
B. Sherds, stamped. Stamps: VIIa (n.ill).
- 1883 (Fig.124)  
Associations: Above inhumation 28.  
Pot: Base only, no surviving decoration.  
Grave-goods: 1. Iron rivet (Fig.162), in pit beside pot.
- 1884 (Figs.74, 188)  
Associations: Above inhumation 28.  
Pot: Three lines around neck, triangular stamp-filled panels on shoulder. Near complete, hole in base probably deliberate. Stamps: IIc. Stamp Group 17.
- 1885 (Figs.84, 188, 183)  
Associations: In pit with 1886.  
Pot: Horizontal lines and two rows stamps around neck, lower row interrupted by six scored vertical bosses on shoulder. Complete. Stamps: IIIb, VIb. Stamp Group 38.
- 1886 (Figs.83, 188, 183)  
Associations: In pit with 1885.  
Pot: Horizontal lines and stamp row around neck, chevrons and stamps on shoulder. Incomplete, most neck and rim missing. Stamps: IIIb. Stamp Group 33.  
Grave-goods: 1. Crystal or glass, tiny frags (n.ill).
- 1887 (Fig.183)  
Associations: Next to 1894.  
Pot: Sherds (n.ill).
- 1888 (Fig.124)  
Pot: Plain. Fragmentary.  
Grave-goods: 1. Bronze, tiny frags (n.ill).
- 1889 (Figs.79, 183)  
Associations: Crushed on top of 1880.  
Pot: Around neck three rows stamps and pairs horizontal lines, on shoulder triangular stamp-filled panels. Incomplete. Stamps: Ih, Ik, IIIb, Vf, Vh, Vj, VIIa. Stamp Group 27.
- 1890 (Fig.122)  
Associations: Near 1891.  
Pot: Sherds, including one stamped.  
Stamps: Ia.  
Grave-goods: 1. Glass vessel frags, light olive green claw-beaker, possibly same as that from 1891 (Fig.164).



- 1891 (Fig.125)  
Associations: Near 1890.  
Pot: Sherds.  
Grave-goods: 1. Glass vessel frags, light olive-green claw-beaker, possibly same as that from 1890 (Fig.164).
- 1892 (Figs.84, 104)  
Associations: Parts of two pots.  
Pots: A. Horizontal lines and single row stamps around neck, on shoulder chevrons, round indentations in panels. Fragmentary. Stamps: Ig. Stamp Group 36 (Fig.84). B. Rows of stamps. Fragmentary. Stamps: Ia, IIc, IIIa, VIc, VIIc, VIIg (Fig.104). C. Lid. Hemispherical. Incomplete. Stamped and linear decoration. Stamps: Ia, IIb, IIIa, VIIc (Fig.104).  
Grave-goods: 1. Bronze frag (n.ill); 2. Iron knife (Fig.155); 3. Iron tweezers (Fig.155).
- 1893 (Fig.113)  
Pot: Horizontal lines and three rows stamps and indentations around neck. Bosses and panels of indentations around middle. Incomplete, much upper part missing. Stamps: Vc (two versions).
- 1894 (Figs.13, 183)  
Associations: Next to 1887.  
Pot: Plain. Fragmentary.  
Grave-goods: 1. Glass vessel frags, pale green translucent ?rim (n.ill); 2. Amber bead, frag (Fig.166).
- 1895 (Fig.46)  
Pot: Horizontal lines and row round indentations on neck. Incomplete, most upper half missing.
- 1896 Sherds (n.ill).
- 1897 (Fig.85)  
Pot: Horizontal lines and row stamps. Fragmentary. Stamps: Ih. Stamp Group 37.
- 1898 (Fig.41)  
Associations: Near 1899.  
Pot: Traces chevrons. Fragmentary.
- 1899 (Fig.113)  
Associations: Near 1898.  
Pot: Two lines around neck above six rows stamps. Eight small vertical scored bosses around shoulder, groups of stamps in middle of panels between bosses. Fragmentary. Stamps: VIIb, VIIId.
- 1900 (Fig.124)  
Associations: Cuts context 548.  
Pot: Base only, no surviving decoration.
- 1901 (Fig.94, 183)  
Associations: Close to 1902.  
Pot: Horizontal lines and double stamp row around neck. Incomplete, rim missing and part base disintegrated.  
Stamps: Ih.  
Grave-goods: 1. Bronze, possibly part of brooch head (Fig.138).
- 1902 (Figs.124, 183)  
Pot: Lower half only, no surviving decoration.
- 1903 (Figs.13, 184)  
Associations: Next to 1904.  
Pot: Plain. Incomplete. Deliberate hole in base.
- 1904 (Figs.124, 13, 184)  
Associations: Next to 1903. Parts of two pots confused.  
Pots: A. Plain base only (Fig.124). B. Plain. Fragmentary (Fig.13).  
Grave-goods: 1. Bronze gilt sheet, rectangular, bent double ?rim fitting or patch (Fig.144).
- 1905 (Fig.84)  
Associations: On top of 1906.  
Pot: Horizontal lines and three stamp rows around neck, lowest row interrupted by seven vertical scored bosses. Incomplete, pieces missing. Stamps: IIIb, VIb. Stamp Group 38.
- 1906 (Figs.73, 188)  
Associations: Underneath 1905.  
Pot: Horizontal grooves around neck define row stamps above chevron, stamps in panels. Nine vertical bosses around shoulder. Complete. Hole in side. Stamps: IIc, VIIa (two versions). Stamp Group 17.
- 1907 (Fig.41)  
Pot: Traces chevrons. Fragmentary.
- 1908 (Fig.14)  
Pot: Plain. Incomplete, pieces missing. Large hole near base.
- 1909  
Associations. Above ditch 197.  
Un-urned cremation.
- 1910 (Figs.94, 188)  
Pot: Around neck horizontal lines and two rows stamps. Complete except for rim. Stamps: Ih, VIb.  
Grave-goods: 1. Glass vessel, pale green, white trails on rim frag (Fig.164); 2. Ivory, quantity large frags (Fig.180).
- 1911 (Figs.14, 188, 184)  
Associations: In pit with 1915.  
Pot: Plain. Complete.  
Grave-goods: 1. Bronze, narrow strip or rectangular plate (Fig.144); 2. Glass vessel, light blue-green rim with horizontal trails below, one frag with

- vertical loop, Kempston-type cone beaker (Fig.164); 3.Honestone. Flat, rectangular, broken at one end, very smooth, signs of wear on corners. Fine-grained siltstone (Fig.167); 4.Bone playing pieces, twenty-two including four broken. None decorated, all plain undersides, except one with two holes (Fig.177 two drawn).
- 1912 (Figs.99, 188)  
Associations: Cutting inhumation 23.  
Un-urned cremation 1912A was in pit of 1912.  
Pot: Horizontal lines and row stamps around neck, close-set vertical bosses around shoulder. Complete. Large hole in base, possibly deliberate. Stamps: VIc.  
Grave-goods: 1.Bone comb, triangular, one end tooth segment (Fig.171).
- 1912A Un-urned cremation in pit under and around 1912.
- 1913 (Fig.76)  
Associations: Cutting ditch 197.  
Pot: Horizontal lines and two rows stamps around neck, on shoulder chevrons, stamps in panels. Complete except part rim. Stamps: Iic, Iib, VIa, VIIa, VIIb. Stamp Group 22.
- 1914 (Figs.14, 184)  
Associations: On top 1917.  
Pot: Plain. Fragmentary. Hole in base.
- 1915 (Figs.84, 188, 184)  
Associations: Next to 1911, in same pit, and near 1920.  
Pot: Horizontal lines, two rows stamps and one row round indentations cover upper half. Incomplete, base disintegrated, piece out of side. Stamps: Ig, Ve. Stamp Group 36.  
Grave-goods: 1.Glass vessel, green wall frag (n.ill).
- 1916 Sherds (n.ill).
- 1917 (Figs.60, 184)  
Associations: Under 1914.  
Pot: Around neck grooves, cordon carrying chevron, and band of crossed lines. From shoulder eight narrow vertical bosses, vertical lines on and between bosses. Incomplete, base and part lower half disintegrated or missing.  
Grave-goods: 1.Iron knife blade (Fig.161).
- 1918 (Figs.30, 188)  
Pot: Two grooves around neck, chevrons on shoulder, linear cross in one panel only. Complete. Hole in base.
- 1919 (Fig.94)  
Pot: Horizontal lines, one row stamps, one row probable comb impressions around neck. Fragmentary, approx. one-third pot. Stamps: VIIc.  
Grave-goods: 1.Bronze sheet, large pieces: largest 5 cm x 3.5 cm ?bowl (Fig.144); 2.Bronze brooch, remains, probably cruciform, headplate, traces of possible knob and melted mass of bow (Fig.139).
- 1920 (Figs.108, 188, 184)  
Associations: Near 1911 and 1915.  
Pot: Horizontal lines and stamp rows at neck and around middle band of swags between and below stamp rows. Complete. Stamps: Iic, VIb, VIIb.
- 1921 (Figs.95, 188)  
Pot: Horizontal lines define and separate two double stamp rows around neck. Complete. Large hole in base. Stamps: Ih, IIIa.  
Grave-goods: 1.Bronze wristclasp, originally rectangular, decorated transverse grooves. Loop side of clasp (Fig.140).
- 1922 (Fig.95)  
Pot: Two lines above and two below double stamp row. Complete. Stamps: IIIb, VIIa.  
Grave-goods: 1.Iron rivet attached to bronze sheet (Fig.141); 2.Antler ring (Fig.178).
- 1923 (Figs.103, 188)  
Associations: Near 1926. 1923 contained no bones or grave-goods, but was in pit on top of un-urned cremation 1923A.  
Pot: Horizontal lines and two rows stamps on neck, triangular panels of wedge-shaped indentations below shoulder. Incomplete, parts neck and rim missing. Stamps: Vc.
- 1923A Un-urned cremation in pit under 1923.
- 1924 (Fig.80)  
Associations: Near 1874.  
Pot: Linear and stamped decoration. Sherds only. Stamps: VIIa. Stamp Group 29.  
Small find 254 possibly associated, bronze sheet, part of rectangular strip with rivet at end (Figs.140, 145).
- 1925 (Fig.40)  
Pot: Horizontal lines above carination, swags below. Incomplete, pieces missing from side and base, possibly partly deliberate hole.
- 1926 (Figs.14, 59)  
Associations: On top of 1928. Parts of two pots.  
Pots: A.Plain. Incomplete (Fig.14).  
B.Horizontal lines around neck, applied

- bosses and vertical grooves spaced around shoulder. Fragmentary (Fig. 59).
- 1927 (Fig 75, Plate III)  
Pot: Horizontal lines and three stamp rows. Fragmentary. Stamps: IIc, IIIg, VIb, VIIc. Stamp Group 18.
- 1928 (Fig. 42)  
Associations: Underneath 1926.  
Pot: Traces linear decoration. Fragmentary.
- 1929 (Figs. 14, 188)  
Pot: Plain. Complete. Neat hole in base. Grave-goods: 1. Bronze sheet frags (n. ill); 2. Ivory frags (Fig. 180).
- 1930 (Fig. 78)  
Pot: Horizontal lines and stamp row around neck, groups stamps on shoulder. Incomplete, piece missing from side and rim broken. Stamps: Im, IIc. Stamp Group 24.  
Grave-goods: 1. Iron shears (Fig. 155); 2. Iron, parts of one or two blades, one knife with tang (Fig. 155).
- 1931 (Figs. 30, 120)  
Associations: Close to 1937. Parts of two pots.  
Pots: A. Horizontal and chevron lines. Fragmentary (Fig. 30). B. Horizontal lines and stamp row around middle. Fragmentary. Stamps: IIc (Fig. 120). Grave-goods: 1. Bone bead (Fig. 176).
- 1932 (Figs. 112, 188)  
Pot: Horizontal lines around neck, five applied vertical bosses around middle, vertical lines and stamp rows in panels. Incomplete, rim missing. Stamps: IIb. Grave-goods: 1. Iron tweezers (Fig. 147); 2. Iron shears (Fig. 147); 3. Iron razor (Fig. 147); 4. Bone comb, end tooth segment of triangular or zoomorphic comb (Fig. 171).
- 1933 (Fig. 69)  
Associations: Confused with 1933A and 1933B.  
Pot: Horizontal lines and stamp row around neck, ten vertical bosses around shoulder, vertical lines and stamp rows in panels. Incomplete, cut vertically. Stamps: IIb, VIIc (two versions), XIa. Stamp Group 5.  
Grave-goods: 1. Bone comb, double-sided, small decorated frags (Fig. 174).
- 1933A (Fig. 111)  
Associations: Confused with 1933 and 1933B.  
Pot: Row of stamps around rim above four horizontal lines. Chevrons above shoulder, six scored oval bosses on shoulder, vertical lines and stamp rows in panels. Incomplete, base disintegrated. Stamps: IIb, IIc.
- 1933B (Fig. 93)  
Pot: Horizontal lines and one stamp row. Sherds. Stamps: IIIc.
- 1934 (Fig. 15)  
Pot: Plain. Fragmentary.
- 1935 (Figs. 15, 188, 184)  
Associations: Under 1939, next to 1940.  
Pot: Plain. Incomplete.
- 1936 (Fig. 80)  
Pot: Horizontal lines above and below row of stamps around neck, further line below middle defines band of swags and stamps. Complete.  
Lid: Shallow hemisphere with flat knob, stamped and linear decoration. Stamps: Ia, VIIa. Stamp Group 29.
- 1937 (Figs. 75, 120, Plate III)  
Associations: Near 1931. Three pots confused together.  
Pots: A. Three rows stamps separated and defined by pairs of lines. Fragmentary, large pieces. Stamps: Ih, IIc, VIb, VIIc. Stamp Group 18 (Fig. 75).  
B. Three rows stamps separated and defined by pairs of lines. Fragmentary. Stamps: Ih, IIc, VIb, VIIc. Stamp Group 18 (Fig. 75).  
C. Rows stamps and horizontal lines. Fragmentary. Stamps: Ia (Fig. 120).
- 1938 (Figs. 15, 85, 120)  
Associations: Parts four pots confused together.  
Pots: A. Plain. Incomplete (Fig. 15).  
B. Horizontal lines around neck, chevrons on shoulder, stamps in panels. Fragmentary. Stamps: Ih. Stamp Group 37 (Fig. 85).  
C. Slashed carination, stamped. Sherd only. Stamp: Ia (Fig. 120);  
D. Horizontal lines and stamp rows. Sherd only. Stamp: VIb (Fig. 120).
- 1939 (Figs. 56, 188, 184)  
Associations: Above 1935, next to 1940.  
Pot: Four bosses on shoulder. Near complete.  
Grave-goods: 1. Bronze stud, large disc attached by short stem to small disc (Fig. 141); 2. Iron strip (Fig. 162).
- 1940 (Figs. 86, 124)  
Associations: Under 1935 and 1939.  
Parts of two pots. 1857D may be lid of 1940A.  
Pots: A. Horizontal lines and two stamp rows around neck. Incomplete, much upper half missing. Stamps: Ia, VIb. Stamp Group 43 (Fig. 86).  
B. Lower half only, no surviving decoration (Fig. 124).  
Grave-goods: 1. Iron nail (n. ill).

- 1941 (Fig.77)  
Associations: Cutting inhumation 26.  
Pot: Horizontal lines and two rows stamps around neck. Fragmentary, disintegrated. Stamps: VIb. Stamp Group 21.
- 1942 (Fig.184)  
Un-urned cremation cutting context 548.
- 1943 (Figs.15, 188, 184)  
Associations: Urn-pit cut by urn-pit for 1942 and cutting context 548.  
Pot: Plain. Complete.
- 1944 (Fig.54)  
Pot: Oval indentations and linear pattern. Fragmentary.  
Grave-goods: 1. Flint flake, broken (n.ill).
- 1945 Accessory to inhumation 23, see Part III of catalogue.
- 1946 (Figs.15, 188)  
Associations: Cutting inhumation 22.  
Pot: Plain. Complete. Two holes in base.
- 1947 (Fig.47)  
Pot: Horizontal grooves above shoulder, chevrons with round indentations in panels on shoulder. Incomplete.
- 1948 (Fig.112)  
Associations: Near 1949.  
Pot: Horizontal lines and row stamps around neck, on shoulder six vertical slashed bosses, vertical lines and stamps in panels. Incomplete, pieces missing. Stamps: IIIa.  
Grave-goods: 1. Glass bead (n.ill).
- 1949 (Fig.31)  
Associations: Near 1948.  
Pot: Three horizontal lines above chevron. Complete.
- 1950 (Figs.39, 188)  
Pot: Chevrons above three horizontal lines around neck, arches around middle. Incomplete, neck and rim broken.  
Grave-goods: 1. Iron blade (Fig.147); 2. Iron shears (Fig.147); 3. Iron tweezers (Fig.147); 4. Iron bar with loop at end, stuck to second bar. Possibly ear-scoop, or part of second pair of tweezers, or shaft of (1) (Fig.147).
- 1951 (Fig.62)  
Pot: Traces applied boss and massed grooves. Sherds.  
Grave-goods: 1. Glass beads - one or two, yellow, blue and white or black and pale blue (n.ill).
- 1952 (Fig.124, Plate VI)  
Pot: Lower half only, no surviving decoration.
- Grave-goods: 1. Bronze bars. Two short pieces and one longer, bent into loop although possibly originally straight. Separate globular knob attached to end of longer bar, grooves beneath giving impression of screw thread (Fig.142); 2. Glass beads - one blue (n.ill) and one dark blue with white and red spots (Fig.165).
- 1953 (Fig.59)  
Associations: Near 1954 but not in same pit.  
Pot: Three lines around neck, seven shallow bosses on shoulder, vertical lines in panels. Incomplete.  
Grave-goods: 1. Iron tweezers, broken (Fig.160).  
Also in pot: Potsherd, Anglo-Saxon, grooved decoration, burnt (n.ill).
- 1954 (Fig.88)  
Associations: Near 1953. Smashed under flints.  
Pot: Lines, groove, and stamp row around neck. Around shoulder four applied vertical bosses defined by pairs lines alternate with four round applied bosses within double swags. Incomplete, base and part side disintegrated.  
Stamps: XIb. Stamp Group 42.
- 1955 (Fig.112)  
Pot: Short vertical lines and pairs stamps, defined by horizontal lines around neck. Around middle seven vertical bosses, panels occupied massed vertical lines and vertical stamp rows. Incomplete, base disintegrated.  
Stamps: Ih, VIIa.  
Grave-goods: 1. Bone bead, plano-convex, broken (Fig.176).
- 1956 (Fig.113)  
Pot: Around neck horizontal lines and stamp rows, on shoulder five vertical bosses defined by vertical lines, single rosette motif in each panel. Incomplete, most rim and part neck missing.  
Stamps: IIb.  
Grave-goods: 1. Bronze brooch, part of head and probably melted knob of cruciform (Fig.139); 2. Glass beads - one red, two yellow, one translucent (n.ill).
- 1957 (Figs.26, 188, Plate IV)  
Pot: Upper half covered by horizontal grooves. Near complete.  
Grave-goods: 1. Glass beads - two translucent green (n.ill); 2. Bone comb, part of end tooth segment, possibly triangular (Fig.171).
- 1958 (Fig.49)  
Pot: Around neck horizontal lines define

- band crossed and vertical lines, above double row round indentations. Chevrons around shoulder. Fragmentary.  
Grave-goods: 1. Bronze, tiny frags (n.ill); 2. Iron tweezers (Fig. 160); 3. Iron fittings (Fig. 162).
- 1959 (Fig. 59)  
Pot: At least two grooves around neck, twelve close-set bosses around shoulder separated by vertical grooves. Incomplete, neck and rim missing.
- 1960 (Fig. 125)  
Pot: Fragmentary, lower half only, no decoration surviving.
- 1961 (Fig. 121)  
Pot: Flat slashed band and stamp row around neck, chevrons and vertical bosses on shoulder. Fragmentary.  
Stamps: III d.  
Grave-goods: 1. Bronze tweezers, full-size, faceted, remains of iron suspension ring (Fig. 155); 2. Iron shears (Fig. 155); 3. Iron nail (Fig. 162); 4. Bone playing-pieces, eight complete and two or three fragmentary, all with plain undersides (Fig. 177 two drawn).
- 1962 (Fig. 121)  
Pot: Chevrons and stamps. Fragmentary, nearly all upper half missing.  
Stamps: Ia.  
Grave-goods: 1. Bronze lump (n.ill); 2. Glass beads - seven to ten, some red and blue, one with white stripes (n.ill).
- 1963 (Fig. 82)  
Pot: On shoulder, groups of three stamps above horizontal lines, triangular stamp-filled panels around middle. Incomplete. Possibly deliberate hole in lower half.  
Lid: Hemispherical, flat knob, no decoration. Stamps: Ig, VI b, II b. Stamp Group 32.
- 1964 (Fig. 16)  
Pot: Plain. Incomplete.  
Grave-goods: 1. Glass beads - one translucent green-blue, one red and white, one indistinguishable colour (n.ill).
- 1965 (Fig. 40)  
Pot: Row swags around middle. Incomplete, rim missing.
- 1966 (Figs. 116, 184)  
Associations: In same pit as, and next to, 1967. Near 1968.  
Pot: Horizontal lines around neck, five applied vertical bosses around shoulder, alternating with arched lines, stamps within arches. Incomplete, base disintegrated. Stamps: II c.  
Grave-goods: 1. Bronze sheet, small frag (n.ill); 2. Iron rings, one plain narrow band and a second larger with twisted knot (Fig. 163).
- 1967 (Figs. 51, 189, 184)  
Associations: Near 1966 and 1968. No apparent sequence.  
Pot: Horizontal lines, grooves and slashed cordon around neck. Six vertical applied bosses around shoulder, panels occupied by swags and massed round indentations. Incomplete, rim missing.  
Lid: Flat, flanged, broken. Grooves and round indentations.  
Grave-goods: 1. Bronze sheet frag (n.ill); 2. Bronze globules (n.ill); 3. Bronze, part of annular brooch (Fig. 139); 4. Bone, decorated frag (Fig. 175).
- 1968 Un-urned cremation near 1966 and 1967.
- 1969 (Fig. 56)  
Pot: Applied oval knobs around shoulder. Incomplete, most upper part missing.  
Grave-goods: 1. Iron knife, traces wood on tang (Fig. 148); 2. Iron shears, miniature (Fig. 148); 3. Iron tweezers, miniature (Fig. 148); 4. Bone comb, triangular, part of one back plate (Fig. 172).
- 1970 (Fig. 16)  
Pot: Fragmentary, probably plain.
- 1971 (Figs. 31, 184)  
Associations: Next to 1972, probably same pit.  
Pot: Horizontal lines around neck, chevrons on shoulder. Incomplete, rim and most neck missing, possibly deliberate hole in base.  
Grave-goods: 1. Flint flake (n.ill).
- 1972 (Figs. 16, 184)  
Associations: Next to 1971.  
Pot: Plain. Incomplete, cut vertically.  
Grave-goods: 1. Iron shears (Fig. 155); 2. Iron blade, broken (Fig. 155).
- 1973 (Figs. 79, 189)  
Pot: Horizontal lines around neck, above stamp row and chevron on shoulder. Complete. Stamps: III c. Stamp Group 30.  
Grave-goods: 1. Iron shears (Fig. 148); 2. Iron razor (Fig. 148); 3. Iron tweezers (Fig. 148); 4. Iron comb rivet (Fig. 175); 5. Honestone, oblong, rounded angles, muscovite-bearing greywacke (Fig. 167).
- 1974 (Figs. 28, 189)  
Pot: Horizontal groove around neck, groups vertical lines on shoulder. Incomplete, most rim missing.
- 1975 (Figs. 114, 189)  
Pot: Three grooves around neck, five shallow bosses defined by vertical



- grooves on shoulder. Pendant triangles of stamps between and below bosses. Incomplete. Rim and most neck missing. Stamps: IVd, VIc, VIIc.  
Grave-goods: 1. Iron object, ?handle (Fig. 162); 2. Bone bead, broken (Fig. 176).
- 1976 (Fig. 119)  
Pot: Around neck, horizontal lines, multiple stamp row and cordon. On shoulder, oval bosses within interlocking swags, stamps in panels. Incomplete, lower half disintegrated. Stamps: VIIc.  
Grave-goods: 1. Bronze brooch, part of central panel and wing of head-plate of cruciform or small-long brooch, also part of bow, circular and semi-circular stamps down middle (Fig. 138); 2. Iron rivet (Fig. 162); 3. Glass beads - one small, translucent (Fig. 165), three or four red or blue (n.ill); 4. Bone, hollow tube, square in section? needle case (Fig. 179); 5. Bone peg (Fig. 179); 6. Bone, piece of second tube or ring (Fig. 179).
- 1977 (Fig. 56)  
Pot: Six small bosses around carination. Near complete.  
Grave-goods: 1. Glass, pale green-blue translucent lumps ?three beads (n.ill). Also in pot: Five Anglo-Saxon potsherds, burnt (n.ill).
- 1978 (Figs. 64, 189, 184)  
Associations: In group 1978, 79, 80 and 86. On top of 1986 and next to 1979.  
Pot: Lines and grooves around neck, on shoulder four vertical applied bosses and groups vertical grooves alternate with four groups arched grooves. Complete.
- 1979 (Figs. 64, 184)  
Associations: Under 1980, next to 1979.  
Pot: Grooves and slashed cordon around neck, on shoulder one pair and two groups of three bosses, defined by vertical lines and grooves. Lines and groove in middle panels. Incomplete, base disintegrated.  
Grave-goods: 1. Bronze sheet, small frags (n.ill); 2. Iron shears (Fig. 148); 3. Iron tweezers (Fig. 148); 4. Iron bar ? part of shears or knife tang (Fig. 148); 5. Iron, two comb rivets (Fig. 175).
- 1980 (Figs. 16, 189, 184)  
Associations: On top of 1979, next to 1986.  
Pot: Plain. Complete.  
Grave-goods: 1. Bronze bar, rectangular in section (Fig. 143); 2. Bronze sheet frags (n.ill); 3. Glass vessel, light olive green frag with three parallel trails next to open space, and second frag (Fig. 164); 4. Quartz pebbles, eleven, small, rounded, approx same size and shape as bone playing-pieces. Three grey, one reddish (not quartz) others white or grey, signs of burning on one (n.ill); 5. Ivory, one large and one small frag (n.ill).  
Also in pot: Ten burnt and one unburnt potsherds, three decorated with grooves (n.ill).
- 1981 (Fig. 81)  
Pot: At least one line around neck, above linear, bossed and stamped decoration around shoulder. Small vertical bosses alternate with 'Christmas tree' motifs. Incomplete, neck and rim missing. Stamps: Ie. Stamp Group 31.
- 1982 (Fig. 80)  
Pot: Horizontal grooves and stamp row around neck, chevrons with stamps in panels on shoulder. Incomplete, part neck and rim missing. Stamps: IIIb. Stamp Group 28.  
Grave-goods: 1. Glass beads - two green, translucent, one or two red and blue, one very burnt (n.ill); 2. Bone spindle-whorl, flattened biconical, concentric circular grooves on flat surfaces. Burnt (Fig. 178).
- 1983 (Fig. 96)  
Pot: Horizontal lines and three stamp rows, large worn stamps. Fragmentary. Stamps: IIIb, Vc, VIIa.  
Grave-goods: 1. Bronze gilt tweezers, full size, faceted, twisted wire suspension ring (Fig. 159).
- 1984 (Figs. 115, 125, 184)  
Associations: Two pots, A underneath B. Grave-goods with A.  
Pots: A. Horizontal lines and stamp rows around neck, on shoulder five small bosses, panels occupied by sloping and vertical lines and stamps. Near complete. Stamps: Ia, IIc, IVd, VIIa, VIIIb. (Fig. 115). B. Lower half only, no surviving decoration (Fig. 125).  
Grave-goods: 1. Iron tweezers, decorated two transverse grooves at neck (Fig. 160); 2. Glass beads - one black, one white or pale blue with green and red spots (n.ill). 3. Glass, small flat frag ?inset from pot, vessel wall (n.ill); 4. Bone playing pieces, two, both with two holes on underside, one with flattened top (Fig. 177).



- 1985 (Figs.17, 189)  
 Pot: Plain. Complete.  
 Grave-goods: 1. Bronze tweezers, miniature (Fig.156); 2. Iron loop, D-shaped, twisted wire round part, broken. Possibly buckle (Fig.163); 3. Iron shears, miniature (Fig.156).  
 Also in pot: Burnt clay ?modern brick (n.ill); Roman pot sherd, wavy line decoration, unburnt, worn (n.ill).
- 1986 (Figs.17, 184)  
 Associations: Underneath 1980, next to 1979.  
 Pot: Plain. Fragmentary, approx half pot.  
 Grave-goods: 1. Iron shears, miniature (Fig.156); 2. Iron tweezers on iron ring (Fig.156).
- 1987 (Figs.43, 189)  
 Associations: Cutting context 2011.  
 Pot: Three grooves, row round indentations and row shallow arched grooves around neck.  
 Grave-goods: 1. Iron comb rivet (Fig.175); 2. Glass beads - two to four, red and white (n.ill); 3. Flint, core rejuvenating flake (found under pot) (Fig.167).
- 1988 (Fig.55)  
 Pot: Three horizontal lines above slashed carination. Complete, neat hole in middle base.
- 1989 (Figs.17, 189, Plate VI)  
 Pot: Plain. Incomplete, cut vertically.  
 Grave-goods: 1. Iron shears (Fig.148); 2. Iron tweezers (Fig.148); 3. Iron razor (Fig.148); 4. Iron blade (Fig.148).
- 1990 (Figs.31, 189)  
 Pot: Three horizontal lines around neck, chevrons and arched lines on shoulder. Complete.  
 Grave-goods: 1. Glass bead, striped translucent white and opaque white (n.ill).
- 1991 (Fig.88, Plate III)  
 Pot: Three horizontal grooves around neck, six small applied bosses on shoulder alternating with two-line swags. Incomplete.  
 Lid: Linear and stamped decoration. Flat, flanged. Stamps: XIb (two versions). Stamp Group 42.  
 Grave-goods: 1. Crystal, two beads, broken (n.ill).
- 1992 (Fig.88, Plate III)  
 Pot: Line and groove around neck above stamp row interrupted by vertical lines and grooves on shoulder, shallow swags in panels. Incomplete, part base missing, possibly part deliberate hole.  
 Lid: Flat, no flange, stamped.  
 Stamps: XIb. Stamp Group 42.  
 Grave-goods: 1. Iron blade, probably knife (Fig.161).
- 1993 (Fig.17)  
 Pot: Plain. Incomplete.  
 Lid: Plain. Hemispherical, broken.
- 1994 Sherds, linear decoration (n.ill).
- 1995 (Fig.18)  
 Pot: Plain. Fragmentary.  
 Grave-goods: 1. Iron buckle (drawn from X-ray) (Fig.163).  
 Also in pot: Three Anglo-Saxon potsherds, two joining, burnt (n.ill).
- 1996 (Fig.121)  
 Pot: Stamped sherd. Stamp: Ia.
- 1997 Disintegrated base only (n.ill).
- 1998 (Fig.18)  
 Pot: Plain. Incomplete.
- 1999 (Figs.18, 189)  
 Pot: Plain. Incomplete, base disintegrated.  
 In pot: Thirty six Anglo-Saxon potsherds, plain, not burnt, worn (n.ill).
- 2000  
 Pot: Sherds, chevrons and stamps (n.ill). Stamps: IIIa.
- 2001  
 Associations: Next to 1982.  
 Pot: Disintegrated base (n.ill).
- 2002 (Figs.26, 189)  
 Pot: Two grooves around neck. Complete.  
 Grave-goods: 1. Bronze strip (Fig.141); 2. Glass beads - seven translucent green, one white, two red, one yellow, one black, all small, barrel-shaped (n.ill).
- 2003 (Fig.125)  
 Pot: Sherds only, probably un-urned cremation.  
 Grave-goods: 1. Bronze sheet frag (n.ill).
- 2004 (Fig.61)  
 Associations: Next to 2005, cutting context 554.  
 Pot: Lines around neck, eight small bosses on angle, sloping lines extending over upper half. Incomplete.
- 2005 (Fig.18)  
 Associations: Next to 2004, cutting context 554.  
 Pot: Plain. Fragmentary.  
 Grave-goods: 1. Glass bead, red with yellow and green stripes (n.ill).
- 2006  
 Associations: Cutting context 554.  
 Pot: Sherds only (n.ill).
- 2007 (Fig.91)  
 Pot: Lines around neck, swags on

- shoulder, scattered stamps within swags. Fragmentary, approx one-third pot. Stamps: IIc.  
Lid: Flat, diagonal slashing on angle.  
Grave-goods: 1. Bronze wrist-clasp, rectangular with rounded ends. Cast decoration, one beast visible forming upper edge of clasp, curved round to side, and beak of second. Style I beasts. Also melted remains of rest of clasp (Fig. 140); 2. Glass, green translucent lump, possibly vessel (n.ill).
- 2008 (Fig. 27)  
Pot: Groove around neck, groups vertical lines on shoulder. Complete.
- 2009 (Fig. 65)  
Associations: Cutting context 554.  
Pot: Two plain cordons defined by horizontal lines around neck, on shoulder four 'T' shaped cordons alternate with four small round applied bosses. Complete.  
Grave-goods: 1. Glass beads - seven or more, blue, white and red (n.ill); 2. Bone comb and case, barred zoomorphic. Bars, flat pieces from backs of comb and case and fragment of zoomorphic terminal of case (Fig. 169).
- 2010 (Fig. 81)  
Pot: Three lines and grooves around neck, four vertical bosses defined by vertical grooves on shoulder, alternating with small round bosses and groups of stamps. Incomplete, cut vertically, approx three-quarters pot. Large hole in base, probably deliberate. Stamps: Ie, VIIa. Stamp Group 31.
- 2011 (Fig. 119)  
Associations: Cutting context 554.  
Pot: Six lines around neck, interlocked multiple wavy lines around shoulder, swags in panels. Incomplete. Stamps: VIIb.  
Lid: Flat, flanged, linear and stamped decoration. Stamps: IIc, IIIb.  
Grave-goods: 1. Bone frags, decorated, possibly comb (Fig. 175).
- 2012 (Fig. 114)  
Associations: Cutting context 554.  
Pot: Horizontal lines, stamp row and slashed cordons around neck. On shoulder, six vertical slashed cordons form panels each occupied by horizontal slashed cordons and below shoulder are chevrons, stamps in panels. Carination slashed. Incomplete, large piece out of one side. Stamps: IIIa.  
Grave-goods: 1. Iron shears (Fig. 160); 2. Bone comb, triangular, end segment (Fig. 172).
- 2013 (Fig. 121)  
Pot: Bossed, linear and stamped pattern. Sherds. Stamps: VIIb.  
Grave-goods: 1. Iron tool (Fig. 161).
- 2014 (Fig. 18)  
Pot: Plain. Incomplete, rim and part neck missing, piece out of base ?deliberate.  
Grave-goods: 1. Glass beads - four to five, white, dark blue and pale blue (n.ill).
- 2015 (Figs. 61, 189)  
Associations: Crushed by heap of flints.  
Pot: Four grooves around neck, four pairs bosses and grooves on shoulder, chevrons in panels. Incomplete, parts rim and neck missing.
- 2016 (Fig. 40)  
Pot: Two lines and grooves around neck, swags on shoulder. Incomplete, approx two-thirds pot.  
Lid: Flat, flanged, Linear decoration, slashed angle.  
In pot: One Anglo-Saxon potsherd, burnt.
- 2017 (Figs. 45, 189)  
Pot: Six lines around neck above zone of sloping lines and triangular indentations. Seven small round bosses on angle, chevrons between.  
Grave-goods: 1. Glass bead, white and green-blue (n.ill); 2. Bone comb and case, barred zoomorphic (Fig. 168); 3. Ivory ring frags one with iron rivet, round section (Fig. 180).  
Also in pot: Eight Anglo-Saxon potsherds, six burnt (n.ill).
- 2018 (Fig. 108)  
Pot: Horizontal lines and stamp rows around neck, stamps between arches on shoulder. Incomplete, base disintegrated, rim broken. Stamps: In, IVc, VIIb (two versions).  
Grave-goods: 1. Iron shears (Fig. 148); 2. Iron tweezers, miniature, one blade (Fig. 148); 3. Iron knife, broken (Fig. 148); 4. Glass - dark blue and white mass, possibly one large bead. Also pale, possibly translucent heavily burnt mass, possibly vessel (n.ill)
- 2019 (Figs. 82, 189)  
Pot: Four stamp rows alternate with pairs lines around neck. Complete, hole in side. Stamps: In, IIc, VIIb. Stamp Group 34.
- 2020 Un-urned cremation near 2017.
- 2021 (Figs. 19, 189)  
Associations: Cutting ring ditch around inhumation 31.  
Pot: Plain. Complete.

- 2022 (Figs.19, 189)  
Associations: Within 2022, near top of fill, was a large piece of a small plain pot which may have been used as a lid. A drawing of this, as reconstructed, is shown inside the drawing of 2022. 2022 cut contexts 570/569.  
Pot: Plain. Complete.
- 2023 (Figs.19, 189)  
Pot: Plain. Incomplete.
- 2024 (Figs.19, 184)  
Associations: Next to 2025, in same pit.  
Pot: Plain. Incomplete.
- 2025 (Figs.107, 184)  
Associations: Next to 2024.  
Pot: Horizontal lines and stamp row around neck, horizontal lines around carination. Zone between apparently occupied by defined chevron, stamps in panels. Fragmentary. Stamps: VIc.  
Grave-goods: 1. Bronze, long curved strip ?bowl rim (Fig.145).
- 2026 (Figs.28, 189)  
Associations: Cutting ditch 146.  
Pot: Pairs lines around neck, pairs vertical lines from shoulder to base. Complete. Hole in base.
- 2027 (Figs.111, 184)  
Pot: Stamp rows and lines around neck, six vertical bosses on shoulder, defined by groups vertical lines, stamp row at top each panel. Incomplete. Stamps: Ia, IIIa, VIb.  
Grave-goods: 1. Bone comb, double-sided (Fig.174).
- 2028 (Figs.19, 125)  
Associations: Cutting context 583. Parts four pots confused together.  
Pots: A-D, all plain and fragmentary, A and D Fig.125, B and C Fig.19.
- 2029 (Figs.57, 120)  
Associations: Parts of two pots.  
Pots: A. Neck of small pot, shallow boss on shoulder (Fig.57). B. Stamped sherds. Stamps: IIIa (Fig.120).  
Grave-goods: 1. Bronze, melted lump, thicker than usual for sheet, part of brooch or fitting (n.ill).
- 2030 (Fig.59)  
Pot: Horizontal lines around neck, close-set vertical lines and applied bosses around shoulder. Fragmentary.
- 2031 (Figs.46, 184)  
Pot: Groups small round indentations above horizontal lines on neck, groups vertical lines on shoulder. Incomplete, rim and part upper half missing. Possibly deliberate small hole in base.  
Grave-goods: 1. Glass bead, red and blue (n.ill); 2. Bone comb, triangular, two decorated frags only (Fig.172). Also in pot: Four Roman potsherds, first century, burnt (n.ill).
- 2032 (Figs.115, 184)  
Associations: In row, next to 2039, which was next to 2040. Cutting ditch 570.  
Pot: Horizontal lines and stamp row around neck, six small bosses around angle, panels occupied multiple chevrons and stamps. Incomplete, base partly disintegrated. Stamps: IIc.  
Grave-goods: 1. Bronze tweezers, full-size, faceted, on solid ring (Fig.159).
- 2033 (Figs.97, 184)  
Associations: Next to 2031.  
Pot: Horizontal lines above stamp row around neck, groups vertical lines on shoulder. Fragmentary. Stamps: XIa.
- 2034 (Figs.105, 189)  
Associations: Cutting ditch 146.  
Pot: Chevrons around neck, second band below shoulder, stamps in panels. Complete. Stamps: Ia.  
Grave-goods: 1. Bronze brooch, head of trefoil-headed small-long (Fig.138); 2. Bronze, small decorated frag ?part of brooch (Fig.138); 3. Bronze, melted lump ?remains second brooch (n.ill); 4. Bronze, two small lumps (n.ill).
- 2035 (Fig.91)  
Associations: Next to 2041, cutting ditch 146.  
Pot: Row semi-circular indentations and horizontal lines around neck, on shoulder four repeats main pattern. Vertical bosses, scored and defined by vertical lines, alternate with boss and stamp rosettes and swags. Near complete.  
Lid: Flat, flanged, stamped. Stamps: IIb, IIc.  
Grave-goods: 1. Iron shears, miniature (Fig.156); 2. Iron razor, broken (Fig.156).
- 2036 (Figs.39, 189, Plate I)  
Associations: Cutting context 568.  
Pot: Seven lines around neck, arched lines around middle. Complete.  
Grave-goods: 1. Iron tweezers, miniature (Fig.149); 2. Iron shears (Fig.149); 3. Iron blade (Fig.149); 4. Iron object, part of blade (Fig.149); 5. Iron object (Fig.149).
- 2037 (Figs.48, 189)  
Pot: Defined chevron around neck, swags on shoulder, groups round indentations within swags.

- In pot: One Anglo-Saxon potsherd, rim, burnt (n.ill).
- 2038 (Fig.113)  
Pot: Stamp row, lines and band sloping lines around neck. Around shoulder six applied bosses alternate with groups vertical lines, stamps in panels. Near complete. Stamps: Ia, IIb, VIIa. Grave-goods: 1. Glass beads - six to seven green translucent, one blue, globular, one red with white trails, one or two dark blue and red (n.ill). 2. Crystal bead, broken (Fig.166); 3. Bone spindle-whorl, broken, decorated on one surface with dot-in-circle motifs (Fig.178).
- 2039 (Figs.61, 189, 184)  
Associations: Next to 2032, in row with 2040. Cutting ditch 570.  
Pot: Four lines around neck, five applied vertical bosses on shoulder, sloping lines in panels. Complete. Hole in base.
- 2040 (Figs.101, 189, 184)  
Associations: In row with 2032 and 2040, cutting ditch 570.  
Pot: Four lines around neck, groups vertical lines on shoulder stamps in panels. Complete. Stamps: IIb, IIIb. Grave-goods: 1. Glass vessel, light green frag ?part of cone beaker (Fig.164).
- 2041 (Fig.19)  
Associations: Next to 2036, cutting ditch 146.  
Pot: Plain. Incomplete. Lower half partly disintegrated.  
In pot: Two Anglo-Saxon potsherds, one grooved and possibly bossed, burnt (n.ill).
- 2042 (Figs.34, 189, 184, Plate VII)  
Associations: Next to 2043, possibly on top of 2044.  
Pot: Three grooves around neck, eight repeats linear 'T' motif on shoulder. Near complete.  
Grave-goods: 1. Bronze, faceted and stamped bar, broken each end. Possibly handle (Fig.142); 2. Bronze sheet frags (Fig.145); 3. Iron, semi-cylindrical grooved hollow object ?handle (Fig.163); 4. Glass beads, fifteen or more - two white and blue striped, cylindrical, one translucent olive green, two red and blue, one red white and blue, rest white or blue (n.ill); 5. Crystal frags, probably one large bead (Fig.166); 6. Ivory, burnt frags, one with iron rivet (Fig.180).
- Also in pot: Two Anglo-Saxon potsherds, burnt (n.ill).
- 2043 (Figs.116, 189, 184)  
Associations: Next to 2042, in group with 2044.  
Pot: Five lines around neck, on shoulder five small round bosses above and five within arched lines. Massed stamps between arches. Near complete.  
Stamps: IIc.  
Grave-goods: 1-3. Iron tweezers and iron shears together on bronze wire ring, also iron loop of broken third object (Fig.149). 4. Iron blade with twisted shaft (Fig.149).
- 2044 (Figs.27, 184)  
Associations: Underneath 2042.  
Pot: Three untidy lines around neck. Fragmentary.  
Grave-goods: 1. Bronze frag (n.ill).
- 2045 (Figs.102, 189)  
Pot: Pair lines and grooves around neck, groups stamps on shoulder. Complete.  
Stamps: IIc.  
In pot: Three Anglo-Saxon potsherds, burnt, one with part vertical boss defined by pairs grooves (n.ill).
- 2046 (Figs.26, 184)  
Associations: Next to 2047.  
Pot: Four lines around neck. Fragmentary.  
Grave-goods: 1. Bronze globule on bead (n.ill); 2. Glass beads - ten small red, blue, yellow, white and also melted mass, three or more including one large pale blue (n.ill); 3. Bone spindle-whorl, burnt (Fig.178); 4. Ivory, few frags (n.ill).
- 2047 (Figs.48, 184)  
Associations: Next to 2046.  
Pot: Four lines around neck, ten triple arched lines around shoulder. Round indentations within and between arches. Complete.  
Grave-goods: 1. Bronze lumps (n.ill); 2. Iron bar ?nail (Fig.161); 3. Glass beads - three translucent green-blue, one white with blue trails and spots, one white, six to eight red or red and blue, four to six too burnt to see colour (n.ill).
- 2048 (Fig.100)  
Associations: Cutting ditch 569.  
Pot: Two stamp rows and horizontal lines define zone occupied by groups vertical lines, stamps and linear swastikas in panels. Incomplete, base disintegrated.  
Lid: Flat, flanged, linear and stamped decoration. Stamps: Ia.

- 2049 (Figs.36, 184)  
Associations: Next to 2051, cutting context 596.  
Pot: Band sloping lines and grooves around neck, defined by horizontal lines, diagonal slashing on shoulder, chevrons below. Near complete.
- 2050 (Figs.43, 189)  
Associations: Cutting ditch 146.  
Pot: Around neck horizontal grooves, row dots and row shallow arched grooves. On shoulder, six vertical bosses, vertical lines spaced out in panels. Near complete. Possibly deliberate hole in one side, near base.  
Grave-goods: 1.Iron shears, miniature (Fig.149); 2.Iron tweezers on iron ring (Fig.149); 3.Iron bar, curved at one end (Fig.161); 4.Iron blade, twisted shaft (Fig.149); 5.Iron frags (n.ill).
- 2051 (Figs.38, 184)  
Associations: Next to 2049, under same heap of flints.  
Pot: Three grooves around neck, irregular linear pattern around middle, lentoid and 'ladder' linear motifs. Incomplete.
- 2052 Sherds from base only (n.ill).
- 2053 (Fig.79)  
Associations: Cutting ditch 146.  
Pot: Defined chevrons around neck, above stamp row on shoulder. Incomplete, base disintegrated. Stamps: IIIc. Stamp Group 30.
- 2054 (Figs.31, 184)  
Associations: Next to 2072.  
Pot: Four grooves around neck, chevrons on shoulder. Incomplete.
- 2055 (Fig.65)  
Pot: Around neck pair cordons defined by single grooves. On shoulder, four large 'T' cordons. Incomplete, pieces rim and side missing, foot ring.  
Grave-goods: 1.Iron tweezers, miniature, attached to broken blade of miniature shears (Fig.150); 2.Iron blade and loop of miniature shears, possibly other half of pair in (1) (Fig.150); 3.Iron, part of loop and blade of second pair shears (Fig.150).
- 2056 (Fig.51)  
Associations: Cutting context 596.  
Pot: Defined chevron and slashed cordon around neck. On shoulder groups vertical lines alternate with swags, small triangular indentations within swags. Incomplete.  
Lid: Flat, flanged, broken.
- 2057 (Figs.48, 189)  
Associations: Cutting ditch 146.  
Pot: Three lines around neck, double row arched lines around middle, groups round indentations within arches in upper row. Complete.  
Grave-goods: 1.Bronze brooch, flat faceted piece, traces widening at one end. Could be local copy of 'stutzarm' (Fig.139); 2.Bronze, six or seven small rivets melted together (Fig.141); 3.Ivory, one frag (Fig.180).
- 2058 (Fig.117)  
Associations: Cutting ditch 146.  
Pot: Plain and slashed cordons around neck. Three repeats main pattern, small round applied bosses alternate with stamp rosettes on neck, shallow vertical bosses and irregularly spaced arches on shoulder, arches defined by stamps. Near complete. Stamps: Ia, IIIb.  
Grave-goods: 1.Bone playing pieces, six complete, three fragmentary, all two holes underneath (Fig.177 two drawn).
- 2059 (Fig.81)  
Associations: Cutting ditch 146.  
Pot: Three lines above swags on shoulder, stamps between swags. Fragmentary. Stamps: Ie. Stamp Group 31.
- 2060 (Figs.89, 189)  
Associations: Cutting ditch 146.  
Pot: Defined stamp row around neck, ten applied vertical bosses around shoulder, close-set vertical grooves in panels. Complete. Stamps: IIc, XIb.  
Grave-goods: 1.Bronze sheet, one piece bent, traces incised lines on other (Fig.145); 2.Glass, large quantity melted translucent green, probably vessel (n.ill).  
Also in pot: One burnt potsherd (n.ill).
- 2061 (Figs.20, 190)  
Pot: Plain. Complete.  
Grave-goods: 1.Iron shears (Fig.156); 2.Iron knife, two pieces (Fig.156).
- 2062 Un-urned cremation.
- 2063 (Figs.46, 190)  
Associations: Cutting ditch 146.  
Pot: Lines and grooves around neck, vertical lines and grooves on shoulder interrupting row round indentations. Complete.  
Grave-goods: 1.Bronze brooch, top of bow and part of head, cruciform or small-long. Bow faceted, groove down centre, surviving piece head flat, original corner remains, showing either very small or trefoil. Part of spring attachment also (Fig.138);



2. Bone comb, rivet and few small frags (n.ill).
- 2064 (Figs.49, 190)  
Associations: Cutting ditch 146.  
Pot: Three lines around neck, seven repeats pattern on shoulder, linear 'T' motifs, round indentations and lentoid motifs between. Complete.  
Grave-goods: 1. Glass beads - one white, cylindrical, lengthwise zig-zag red and blue trails (Fig.165), one small green cylindrical (Fig.165), one blue with white stripes (Fig.165), two or three red, blue, white (n.ill); 2. Bone comb, triangular, frags teeth and decorated plates (Fig.173); 3. Ivory, many frags (Fig.180).
- 2065 (Figs.115, 184)  
Associations: Near, and probably underneath, 2068 and 2070. All three cutting ditch 146.  
Pot: Three lines around neck above two stamp rows, nine small bosses on shoulder alternating with chevrons. Incomplete. Neat hole near base. Stamps: Ie, IIIc.
- 2066 Un-urned or redeposited cremation.
- 2067 (Figs.50, 190)  
Associations: Cutting context 583.  
Pot: Three bands irregular linear decoration around neck and shoulder, round indentations between crossed lines in lowest band. Complete.  
Grave-goods: 1. Glass, green translucent lumps, vessel (n.ill); 2. Glass beads - one white with black spots, one blue with yellow trails, one very burnt (n.ill); 3. Jet bead (n.ill); 4. Ivory, many frags possibly parts more than one ring (Fig.180).
- 2068 (Figs.119, 184)  
Associations: Next to 2070 and probably above 2065, cutting ditch 146.  
Pot: Three lines around neck, four bosses on shoulder within interlocking curved lines, stamps within and between panels. Incomplete, most rim missing. Stamps: Vc, VIb.  
Grave-goods: 1. Bronze tweezers, full-size, faceted and stamped (Fig.156); 2. Iron blade (Fig.156); 3. Iron loop, probably from miniature shears (Fig.156).
- 2069 (Fig.57)  
Pot: Small vertical bosses defined by pairs vertical lines are around shoulder, possibly four altogether. Incomplete.
- 2070 (Figs.20, 190, 184)  
Associations: Next to 2065 and 2068, cutting ditch 146.  
Pot: Plain. Near complete.  
Grave-goods: 1. Glass, translucent pale green-blue frags, vessel (n.ill).
- 2071 (Figs.96, 190)  
Pot: Four lines above and two below row of stamps and crossed lines. Near complete. Stamps: IIc.
- 2072 (Figs.31, 190, 184)  
Associations: Next to and probably on top of 2054.  
Pot: Four grooves around shoulder, chevron below. Complete.
- 2073 (Fig.20)  
Associations: Cutting context 585.  
Pot: Plain. Incomplete. Two neat holes in base.
- 2074  
Associations: Cutting context 581, near 2076.  
Pot: Sherds, no surviving decoration (n.ill).
- 2075 (Figs.96, 20)  
Associations: Parts two pots confused together, cutting context 581.  
Pots: A. Three stamp rows and horizontal lines around neck. Fragmentary (Fig.96). Stamps: Vk, XVII. B. Plain. Fragmentary (Fig.20)  
Grave-goods: 1. Glass beads, probably three - red, white, blue, one attached to piece of bronze sheet (n.ill).
- 2076 (Fig.97)  
Associations: Near 2074, cutting context 581.  
Pot: Three stamp rows between pairs horizontal lines around neck, chevrons around middle. Fragmentary. Stamps: IIc, VIb.  
Grave-goods: 1. Bronze wrist clasp, rectangular, loop half of clasp. Incised linear decoration (Fig.140); 2. Glass beads - one or two, red, blue (n.ill).
- 2077 (Figs.98, 190)  
Pot: Stamp row and band interlocking angular lines around neck. Seven shallow vertical bosses on shoulder, swags between bosses. Incomplete. Stamps: Ia.  
Grave-goods: 1. Bronze lump (n.ill).
- 2078 (Fig.93)  
Associations: Cutting ditch 146.  
Pot: Five lines above stamp row on neck. Complete. Stamps: VIIIb.  
Grave-goods: 1. Iron tweezers (Fig.150); 2. Iron blade, razor with straight tang (Fig.150); 3. Iron, flat strip, pierced at one end (Fig.162); 4. Iron shears (Fig.150).
- 2079 (Figs.20, 190, 184)  
Associations: On top of 2081, cutting



- context 581.  
Pot: Plain. Fragmentary.  
Grave-goods: 1. Glass beads - two, one white (n.ill).
- 2080 (Figs.81, 190, Plates II and IV)  
Associations: Cutting ditch 146.  
Pot: Grooves and slashed cordon around neck, six applied bosses on shoulder, stamps in panels. Complete. Stamps: Ie, Iic, IVb. Stamp Group 31.  
Grave-goods: 1. Glass beads - two or three red and blue, one yellow, one blue, frags two or three (n.ill).
- 2081 (Figs.21, 190, 184)  
Associations: Under 2079, cutting context 581.  
Pot: Plain. Fragmentary.
- 2082 (Fig.117)  
Pot: Three lines around neck, on shoulder three applied bosses and three swags, single stamps within and between swags. Incomplete. Stamps: Iic.
- 2083 (Figs.79, 190)  
Pot: Horizontal lines and stamp row around neck, chevrons on shoulder. Complete. Stamps: IVc. Stamp Group 26.
- 2084 (Fig.57)  
Pot: Line and groove around neck, seven applied bosses on shoulder. Incomplete, part one side missing.  
Grave-goods: 1. Bronze sheet, curved frags, ?bowl rim (Fig.145).
- 2085 (Fig.79)  
Associations: Cutting context 583.  
Pot: Four lines above and one below stamp row around neck, chevrons on shoulder. Incomplete, part base and lower half missing. Stamps: IVc. Stamp Group 26.
- 2086 (Figs.47, 190, Plate I)  
Pot: Five lines around neck, chevrons on shoulder, round indentations in panels. Complete.  
Grave-goods: 1. Bronze sheet frags, largest 1.8 cm across, piece of edge of ?bowl (n.ill); 2. Glass, very burnt frags (n.ill).  
Also in pot: One Anglo-Saxon potsherd, not burnt (n.ill).
- 2087 (Fig.108)  
Pot: Stamp row and horizontal lines around neck, swags on shoulder, stamps within and between swags. Near complete. Stamps: Vc, VIb.  
Grave-goods: 1. Bronze cruciform brooch. Winged head-plate with top and one side knob, half-round and cast in one with head. Part of faceted bow (Fig.137).
- 2088 (Figs.21, 190)  
Associations: On top of 2088A, cutting ditch 570.  
Pot: Plain. Near complete. Hole in base might be deliberate.  
Grave-goods: 1. Bronze sheet, small bent frag (n.ill).
- 2088A Un-urned cremation in pit under 2088.
- 2089 (Figs.117, 190)  
Pot: Band of linear, stamped and indented decoration around neck. On shoulder, five bosses defined by vertical bosses, stamps between bosses. Near complete. Stamps: Ia, Iic, VIb, VIIIb.  
Grave-goods: 1. Flint flake, broken (n.ill).
- 2090 (Fig.89)  
Pot: Line and groove around neck, swags and vertical lines on shoulder, stamps within swags. Incomplete.  
Lid: Flat, flanged, diagonal slashing on angle. Stamps: Iic.
- 2091 (Figs.59, 190)  
Pot: Pair of lines and grooves around neck, six vertical applied bosses, defined by pairs vertical lines, on shoulder. Near complete.
- 2092 (Fig.21)  
Pot: Plain. Incomplete.  
Grave-goods: 1. Bronze sheet frag (n.ill); 2. Bone comb frags, some decorated, possibly triangular (Fig.175).
- 2093 (Figs.45, 190, 185)  
Associations: Next to 2095, cutting ditch 146.  
Pot: Five lines above and three below row of triangular indentations around neck. Eight small round bosses on shoulder separated by chevrons, semi-circular indentations in panels. Complete.  
Grave-goods: 1. Bronze brooch, cruciform, part of head and bow and one complete knob, flattened on one side but cast separately (Fig.137); 2. Glass beads, two (n.ill); 3. Bone comb frags, possibly triangular (Fig.175).
- 2094 (Figs.65, 190, 185)  
Associations: Cutting ditch 146. Near and perhaps under 2096.  
Pot: Around neck, four lines, above and slashed cordon below band of sloping lines and small round bosses. On shoulder six repeats of pattern, 'T' cordons. Complete.  
Grave-goods: 1. Bronze sheet frags, one edge piece 2 cm across (n.ill); 2. Bone comb, triangular (Fig.172).

- 2095 (Figs.61, 185)  
Associations: Next to 2093. Cutting ditch 146.  
Pot: Seven lines around neck, chevrons above six bosses on shoulder. Incomplete, base disintegrated.
- 2096 (Figs.108, 36, 185)  
Associations: Above and near to 2094. Parts two pots, cutting ditch 146.  
Pots: A. Six lines above and six below stamp row, around neck, arched lines on shoulder, stamps between arches, horizontal lines below. Fragmentary, no base. Stamps: IIc, IIIa. (Fig.108).  
B. Untidy linear pattern, chevrons. Sherds only (Fig.36).
- 2097 (Figs.21, 190, 185)  
Associations: Next to 2098, cutting context 1173.  
Pot: Plain. Near complete.
- 2098 (Figs.21, 185)  
Associations: Next to 2097, cutting context 1173.  
Pot: Plain. Incomplete, base disintegrated.  
Grave-goods: 1. Flint flake (n.ill).
- 2099 (Fig.90, Plate I)  
Associations: Cutting ditch 570.  
Pot: Line and groove around neck, four vertical applied bosses on shoulder alternate with sloping applied bosses. Stamps in panels. Incomplete, part shoulder and rim missing.  
Lid: Flat, flanged, diagonal slashing on angle, linear and indented decoration. Stamps: VIIe.  
Grave-goods: 1. Bronze-gilt band, decorated wide and narrow grooves, nicks along edge, ?bucket fitting (Fig. 143); 2. Iron tweezers, miniature (Fig. 150); 3. Iron razor, miniature (Fig. 150); 4. Iron shears, miniature (Fig. 150).
- 2100 (Figs.70, 190, 185)  
Associations: Next to 2101, in same pit.  
Pot: Horizontal lines above and below stamp row. Complete. Hole in base, possibly deliberate. Stamps: Ik. Stamp Group 7/12.  
Grave-goods: 1. Bronze lump, probably remains head and bow cruciform brooch (n.ill); 2. Glass beads - one red, two to four blue (n.ill); 3. Bone, three small cylindrical pegs (Fig. 179).
- 2101 (Figs.72, 185)  
Associations: Next to 2100.  
Pot: Four lines above and one below stamp row around neck. On shoulder, six shallow vertical bosses, arched lines and stamps in panels.  
Complete. Stamps: Vc. Stamp Group 7/12.
- 2102 (Figs.39, 190)  
Pot: Around neck, three lines, around middle, arched lines. Complete.
- 2103  
Associations: Probably on top of 2106, cutting ditch 146. Un-urned cremation.
- 2104 (Figs.95, 185)  
Associations: Next to 2105.  
Pot: Two rows stamps and two horizontal lines around neck. Incomplete.  
Stamps: Ia, VIIa.
- 2105 (Figs.21, 190, 185)  
Associations: Next to 2104.  
Pot: Plain. Complete.
- 2106 (Fig.51)  
Associations: Under 2103, under large stones, cutting ditch 146.  
Pot: Faceted cordon around neck, faceted curved cordon on shoulder. Complete.  
Grave-goods: 1. Glass beads - four or five translucent pale green, one white, one or two red, two blue annular in lump with blue and red, one cylindrical white with blue and red trails (n.ill); 2. Bone spindle-whorl, flattened globular shape, incised lines around sides (Fig. 178).
- 2107 (Figs.109, 190)  
Pot: Four lines above and three below stamp rows around neck. On shoulder, interlocking curved lines, stamps in panels. Complete. Stamps: IIIc, VIb.  
Grave-goods: 1. Glass beads - two white and blue striped (Fig. 165); 2. Bone comb frags, part of flat plate (Fig. 175).
- 2108 (Fig.22)  
Associations: Cutting inhumation 33.  
Pot: Plain. Incomplete, base disintegrated and part rim and neck missing.
- 2109 (Figs.22, 122)  
Associations: Two pots confused together. Spilled bone or un-urned cremation in pit under pots.  
Pots: A. Plain. Fragmentary (Fig. 22).  
B. Horizontal and sloping lines, stamps. Fragmentary. Stamps: Ia (Fig. 122).
- 2110 (Fig.31)  
Pot: Four lines around neck, chevron on shoulder. Complete. Hole in base.  
Grave-goods: 1. Bronze lump, very small (n.ill); 2. Bronze tweezers, miniature (Fig. 150); 3. Iron shears, miniature (Fig. 150); 4. Iron, loop of miniature razor (Fig. 150).
- 2111 (Figs.105, 190, Plate II)  
Pot: Three lines around neck, four

- repeats of pattern on shoulder, stamp-filled, linear-defined, triangular panels alternate with triangles defined by stamps only. Two small holes on neck, hole in base.  
Lid: Flat, flanged, stamped. Stamps: In, Ik, VIIb.  
Grave-goods: 1. Glass beads - seven to ten, very burnt (n.ill); 2. Bone comb, single tooth (n.ill).
- 2112 (Fig.92, Plate II)  
Pot: Stamped cordon and stamp row around neck, around middle three repeats main pattern, arched lines and stamp rows alternating with vertical bosses and stamp rows. Crossed and vertical lines on lower half. Incomplete, pieces missing. Pedestal. Stamps: VIIb (three versions).
- 2113 (Figs.61, 190)  
Associations: Cutting ditch 146.  
Pot: Two grooves around neck, fifteen applied vertical bosses and lines around shoulder. Complete. Hole near base.
- 2114 (Fig.76)  
Associations: Cutting inhumation 36.  
Pot: Three lines above and two below stamp row, chevron on shoulder. Incomplete, piece out of one side. Stamps: VIa. Stamp Group 22.
- 2115 (Figs.79, 185)  
Associations: Next to 2116.  
Pot: Horizontal lines and three stamp rows around neck. On shoulder, triangular stamp-filled panels. Fragmentary. Stamps: Ik (two versions), IIIb (two versions), VIIa. Stamp Group 27.
- 2116 (Figs.22, 190, 185)  
Associations: Next to 2115.  
Pot: Plain. Fragmentary.  
Grave-goods: 1. Flint flake (Fig.167); 2. Crystal bead, broken, smooth (Fig.166); 3. Bone comb, double-sided (Fig.174).
- 2117 (Figs.66, 190, Plate I)  
Associations: Cutting context 583.  
Pot: Three lines around neck, four repeats of bossed pattern on shoulder, oval and sloping scored bosses, complete. Pedestal.  
Grave-goods: 1. Bronze, melted mass, probably brooch (n.ill).
- 2118 (Figs.55, 190)  
Pot: Defined chevron around shoulder, slashed carination, on shoulder five scored vertical bosses, swags between bosses. Complete.  
Grave-goods: 1. Glass beads - two small blue annular, one white with black trails and red spots, one red with white trails, one red and yellow (n.ill).
- 2119 (Fig.70)  
Pot: Upper half covered by horizontal lines and stamp rows. Incomplete, cut vertically. Stamps: Ia, IIb, Vh, VIb, VIIb. Stamp Group 7/12.  
Grave-goods: 1. Iron shears, miniature (Fig.151); 2. Iron razor, stuck to shears (Fig.151); 3. Iron tweezers, part missing (Fig.151); 4. Bone bead, cylindrical, incised lines around sides (Fig.176).
- 2120 (Figs.22, 96)  
Associations: Next to 2120 was small empty pot on side, here numbered 2120A.  
Pots: 2120 Plain. Incomplete (Fig.22). 2120A. Horizontal lines and two stamp rows. Complete. Stamps: Ia (Fig.96).  
Grave-goods (from 2120): 1. Bronze, small frag (n.ill); 2. Glass (n.ill).
- 2121 (Fig.66)  
Pot: Three grooves around neck, on shoulder five round bosses, each within raised ring. Incomplete, base disintegrated.  
Grave-goods: 1. Bronze globule (n.ill); 2. Glass beads - one or two, dark and pale blue (n.ill).
- 2122 (Fig.185)  
Sherds only (n.ill).
- 2123 (Figs.32, 22, 190, 185)  
Associations: Two pots, larger, A, smashed under but perhaps originally containing smaller, B, although both contained bones, and so must be regarded as separate cremations.  
Pots: A. Three grooves around neck, chevron on shoulder. Incomplete, rim missing, base partly disintegrated (Fig.32). B. Plain. Hole in side. Complete (Fig.22).
- 2124 (Figs.100, 190)  
Associations: Cutting ditch 570.  
Pot: Two stamp rows and lines around neck, chevrons and stamp panels on shoulder. Faint incised cross on base. Complete. Hole in base. Stamps: Ic.
- 2125 Sherds only (n.ill).
- 2126  
Associations: Un-urned cremation next to 2130 and on top of ditches 569/570.
- 2127 (Fig.77)  
Associations: On edge of context 581.  
Pot: Three untidy stamp rows around neck, six vertical bosses on shoulder. Incomplete, base disintegrated. Stamps: VIb. Stamp Group 21.

- 2128 (Figs.95, 190)  
Associations: Cutting context 710.  
Pot: Triple horizontal lines define double stamp row around neck. Incomplete, part base and lower half missing.  
Stamps: IIIb.
- 2129 (Fig.97)  
Associations: Cutting context 581.  
Pot: Horizontal stamp row and lines around neck, chevrons on lower half. Fragmentary. Stamps: IIIb.
- 2130  
Associations: Un-urned cremation next to 2126, very large quantity of bone. Cutting ditches 569/570.
- 2131 (Fig. 22)  
Associations: This pot may be an accessory to inhumation 37. It is not clear whether it is contemporary or buried later.  
Pot: Plain. Incomplete.
- 2132 (Fig. 57)  
Associations: Cutting context 596.  
Pot: Four round bosses within arched cordons on angle. Near complete. Pedestal. Hole in upper half.  
Grave-goods: 1. Bronze frag (n.ill); 2. Iron spring, ?from brooch, fused to red and yellow glass beads and small bronze frag (Fig.139); 3. Glass beads - two green with white circles surrounding red spots, one red with white circles and blue spots, four to five blue-green translucent, one yellow globular (all Fig.165), also two red with yellow trails, two yellow, two blue and white striped, one red and white, one white with black stripes, one olive-green translucent, two or three white, two or three red, some stuck to melted bronze (n.ill).  
Also in pot: One Anglo-Saxon potsherd, not burnt (n.ill).
- 2133  
Associations: Un-urned cremation cutting inhumation 39.
- 2134 (Fig. 23)  
Associations: Cutting context 710.  
Pot: Plain. Complete.
- 2135 (Figs.83, 191)  
Associations: Cutting context 581.  
Pot: Two groups of three lines around neck, on shoulder scored triangles, stamps between. Complete. Hole in base and another in side. Stamps: IIIb. Stamp Group 33.  
Grave-goods: 1. Bronze, very small frags (n.ill).
- 2136 (Fig.125)  
Associations: Un-urned cremation cutting inhumation 46.  
Grave-goods: 1. Iron ring (Fig.163).
- 2137 (Fig.125)  
Associations: Cutting context 876.  
Pot: Sherds only (n.ill).  
Grave-goods: 1. Iron loop (Fig.162)
- 2138 (Fig.23)  
Associations: Set in middle of pit for inhumation 41, well above grave deposit, pot badly crushed and edges urn-pit not distinguishable from inhumation pit fill. Either later or deliberate contemporary burial.  
Pot: Plain. Incomplete.  
Grave-goods: 1. Bronze, small strip and melted lump (n.ill); 2. Bone, very small frag, possibly worked (n.ill).
- 2139  
Associations: This number is given to scattered cremated bone found in fill of inhumation 46 grave pit. Concentrated towards bottom of pit and at eastern end. Either disturbed during digging of pit and backfilled or deliberately scattered after deposition of body. Unlikely to be same as 2136, which appeared to be set in deliberate small pit near top of inhumation pit fill.
- 2140 (Figs.23, 191)  
Associations: Cutting inhumation 50.  
Pot: Plain. Incomplete, piece out of one side.  
Grave-goods: 1. Bone comb frags (Fig. 175).
- 2141 (Fig.23)  
Associations: Cutting ditch 197.  
Pot: Plain. Incomplete.
- 2142 (Fig.23)  
Associations: Cutting inhumation 52.  
Pot: Sherds only.
- 2143 (Figs.47, 124, 191, Plate VII)  
Associations: Part of base of second pot possibly used as lid, 2143B (Fig.124).  
Pot: Three lines around neck, chevrons on shoulder, groups round indentations on shoulder (Fig.47).  
Grave-goods: 1. Bronze applied brooch, remains of repoussé disc. Part of row of masks around missing centre. Inner border beaded, outer grooved, faint circles and grooves between (Fig.137); 2. Bronze, melted mass, brooch (n.ill); 3. Bronze, broken bars, one curved, possibly buckle loop (Fig.143); 4. Bronze ring, fused to glass bead (Fig.141); 5. Iron strip, binding from handle, traces grooved decoration (Fig.163); 6. Glass beads - one white with red crossing trails, one blue with white

- trails, one white with blue spiral trails, cylindrical, one white with red trails, one yellow with red trails, one translucent green-blue melon bead, one white with turquoise trails, one white melon bead (all Fig.165), also two to four white with blue trails, three or more dark blue, one white with turquoise trails, one green, one white with red and yellow circles and nine to twelve iridescent, badly burnt (n.ill); 7. Bone, two pyramidal pendants, one broken. Pierced at narrow end, decorated with transverse and sloping grooves (Fig.179).  
Also in pot: One Roman potsherd.
- 2144 (Figs.107, 191, Plate III)  
Pot: Five lines around neck, stamp rows and undefined stamp triangles on shoulder. Incomplete, parts rim missing.  
Stamps: IIIb, VIIId, XIa.  
Grave-goods: 1. Glass beads - one pale blue and white striped (Fig.165), one translucent green-blue, several blue, white, red (n.ill).
- 2145 (Figs.80, 191, 185)  
Associations: 2153 rests on and above 2145.  
Pot: Horizontal lines and stamp row around neck, on shoulder chevrons, stamps within and in rows between chevrons. Incomplete, rim broken.  
Base decorated with crossed lines.  
Stamps: IIIb. Stamp Group 28.
- 2146 (Fig.67)  
Associations: Cutting ditch 716.  
Pot: Zone linear and bossed decoration on neck defined by slashed cordons and divided into panels by short vertical cordons. Ten vertical bosses alternate with vertical lines around middle. Incomplete, upper half broken. Pedestal.  
Grave-goods: 1. Silver-gilt frag (n.ill); 2. Glass beads - five or six blue, red and white (n.ill); 3. Crystal, tiny frag (n.ill).
- 2147 (Fig.38)  
Associations: Next to but at slightly higher level than 2153.  
Pot: Vertical lines and ring grooves. Incomplete, lower half only.
- 2148 (Figs.32, 191)  
Pot: Horizontal lines above chevrons. Fragmentary.  
Grave-goods: 1. Glass beads- two small pale blue, flattened globular (Fig.165), one yellow, one white with red crossing trails, two to four dark blue, one red and yellow, two to four white, blue or red (n.ill).
- 2149 (Fig.68)  
Pot: Slashed cordon and horizontal lines around neck. Fragmentary.
- 2150 (Fig.28)  
Pot: Horizontal lines above groups of vertical lines. Fragmentary.  
Grave-goods: 1. Iron shears (Fig.160).
- 2151 This number not assigned.
- 2152 (Fig.24)  
Pot: Plain. Fragmentary.
- 2153 (Figs.42, 185)  
Associations: Resting against 2145, might have been intended as lid for it.  
Pot: Decorated pedestal base only, crossed lines.
- 2154 (Figs.36, 191)  
Pot: Defined band of line and groove chevrons around neck, vertical and occasionally sloping lines on shoulder. Complete.  
Grave-goods: 1. Bone comb, triangular, tooth and back frags (Fig.173).
- 2155 (Fig.27)  
Associations: Cutting ditch 716.  
Pot: Five lines around neck. Pedestal. Fragmentary.
- 2156 (Figs.57, 191)  
Pot: Three grooves around neck, small bosses on shoulder, probably four. Fragmentary.
- 2157 (Figs.32, 191)  
Pot: Line and groove around neck, line and groove chevron on shoulder. Incomplete, part upper half missing.  
Grave-goods: 1. Glass beads - six to nine, pale blue, dark blue or white (n.ill).
- 2158  
Associations: Next to 2147.  
Pot: Traces linear decoration. Sherds only (n.ill).
- 2159 (Fig.125)  
Associations: Cutting ditch 716.  
Pot: Sherds (n.ill).  
Grave-goods: 1. Glass bead ?red (n.ill).
- 2160 (Figs.44, 191, 185)  
Associations: Near 2161 and 2162, no clear relationship.  
Pot: Two rows round indentations around neck, six vertical bosses on shoulder, vertical lines massed in panels. Incomplete, rim and most neck missing.  
Grave-goods: 1. Bone comb and case. Case zoomorphic, barred, hatched triangles on bars, flat pieces decorated with lines and dot-in-circle motifs. No tooth segments and no definite pieces of comb rather than case but probably some of narrower bars are comb not case (Fig.169).



- Small Find 560 was found in pit of 2160 or 2161: Iron object, possibly ring (Fig.163).
- 2161 (Figs.28, 191, 185, Plate VII)  
Associations: Near 2160 and 2162, no clear relationship.  
Pot: Horizontal lines around neck, groups sloping lines on shoulder. Incomplete.  
Grave-goods: 1.Iron shears (Fig.151); 2.Iron razor, looped tang (Fig.151); 3.Iron tweezers, miniature (Fig.151); 4.Glass, small frags (n.ill); 5.Bone comb, triangular, decorated dot-in-circle and concentric circle motifs (Fig.173).
- 2162 (Figs.102, 191)  
Associations: Near 2160 and 2161.  
Pot: Row of stamps above five lines on neck, chevrons on shoulder, stamps in panels. Incomplete, much neck and rim missing. Hole near base. Stamps: VIIc.  
Grave-goods: 1.Bronze, curved bar, wider at one end than other (Fig.143); 2.Bronze sheet, crumpled mass and small frags (n.ill); 3.Glass beads - one red, mass red, blue and white, remains several (n.ill).
- 2163  
Associations: Cutting ditch 716.  
Pot: Sherds (n.ill).
- 2164 (Figs.111, 191, 185, Plate VII)  
Associations: Next to and partly crushing 2168 and 2173, could be contemporary burials.  
Pot: Five lines above and three below stamp row, seven bosses on shoulder alternately within and between chevrons. Near complete. Stamps: VIIb.  
Grave-goods: 1.Bronze, flat strip, decorated along each edge with row repoussé dots, faint incised interlocking circles along middle. Could be bucket fitting (Fig.143).
- 2165 (Figs.49, 191)  
Pot: Three lines above and two below row oval indentations around neck, chevrons around middle. Round indentations in corners of upper panels, rosettes and vertical rows of round indentations in lower panels. Incomplete.  
Grave-goods: 1.Glass, very small green translucent frag (n.ill).
- 2166 (Fig.32)  
Pot: Four grooves around neck, chevrons on shoulder.
- 2167 (Fig.69)  
Pot: At least three rows oval indentations around neck, sloping lines, stamp rows and oval indentations on shoulder, stamps in panels. Fragmentary. Stamps: III (obscure), Xa. Stamp Group 3.  
Grave-goods: 1.Iron tweezers, miniature, frag (Fig.157); 2.Iron shears, one blade (Fig.157); 3.Iron, pieces thin bar, ?needle (Fig.161); 4.Iron frag, loop of shears or tweezers (Fig.157).
- 2168 (Figs.24, 191, 185)  
Associations: Next to and partly crushed by 2164, next to 2173.  
Pot: Plain. Incomplete.  
Grave-goods: 1.Glass beads - one blue annular, two or three blue and red, one pale blue and white, five or six green-blue or unidentifiable (n.ill).
- 2169 (Figs.62, 191)  
Pot: Traces linear and bossed decoration. Fragmentary, lower half only.  
Grave-goods: 1.Iron shears, full size (Fig.160); 2.Frag glass or slag (n.ill).
- 2170 (Fig.24)  
Pot: Plain. Fragmentary.
- 2171 (Fig.125)  
Associations: Un-urned cremation under three large stones in pit.  
Grave-goods: 1.Bronze tweezers, full-size, plain, on twisted wire ring (Fig.159); 2.Iron ring, possibly originally figure-of-eight, slightly expanded terminals (Fig.163); 3.Flint flake, broken (n.ill).
- 2172 (Fig.125)  
Associations: Un-urned cremation cutting ditch 716.  
Grave-goods: 1.Glass, translucent pale green-blue frags, could be beads or vessel (n.ill).
- 2173 (Figs.68, 185)  
Associations: Destroyed by 2164, next to 2168.  
Pot: Vertical and sloping lines, grooves and cordon. Sherds.
- 2174  
Associations: Cutting ditch 716.  
Pot: Slashed cordon around neck. Sherds (n.ill).
- 2175 (Figs.32, 191)  
Associations: Next to 2172. Cutting ditch 716.  
Pot: Four lines around neck, chevrons on shoulder. Complete.
- 2176 (Figs.100, 191)  
Associations: Near 2177, no clear relationship.  
Pot: Two lines above groups of vertical lines, stamps in panels. Complete. Two small holes in shoulder. Stamps: Ib.  
Grave-goods: 1.Iron point (Fig.162).



- 2177 (Figs. 29, 191)  
 Associations: Near 2176.  
 Pot: Four lines around neck, groups vertical grooves on shoulder. Incomplete, part neck and rim missing.  
 Grave-goods: 1. Bronze, figure-of-eight wire loop fused to blue glass bead, possibly necklace clasp (Fig. 141); 2. Bronze globule (n.ill); 3. Iron brooch spring and pin (Fig. 139); 4. Glass beads - one translucent green-blue, one red with arched white trails and possibly also blue trails, one yellow with red trails, one possibly black with white arched trails, also large number blue, blue and white, green and undistinguishable in mass together (n.ill).
- 2178 (Figs. 24, 191)  
 Pot: Plain. Complete.
- 2179 (Figs. 37, 191)  
 Pot: Linear pattern on upper half. Fragmentary.  
 Grave-goods: 1. Bronze gilt, two narrow rectangular plates held together by one remaining rivet, holes at other end for second missing rivet (Fig. 140); 2. Glass, pale translucent green-blue, possibly vessel (n.ill); 3. Bone comb, few small pieces, one decorated (Fig. 175).
- 2180 (Fig. 65)  
 Associations: Cutting ditch 716.  
 Pot: Two cordons around neck, five round and five pairs of sloping bosses on shoulder. Incomplete, most neck and rim missing.  
 Grave-goods: 1. Iron tweezers, miniature (Fig. 157); 2. Iron shears, miniature (Fig. 157).
- 2181 (Fig. 86)  
 Pot: Zig-zag line, stamps, vertical and round bosses and arched lines and grooves. Fragmentary. Stamps: Ia, IIb. Stamp Group 43.  
 Grave-goods: 1. Glass beads - one small dark blue with pale blue trails, one large or two or three small dark blue and pale blue (n.ill).
- 2182 (Fig. 69, Plate IV)  
 Pot: Horizontal lines and stamp row around neck, chevrons and stamps on shoulder, sloping rows oval indentations form part of chevron. Incomplete, most neck and rim missing. Stamps: VIIIb, VIIIc. Stamp Group 2.  
 Grave-goods: 1. Iron rivet from comb (n.ill).  
 Also in pot: Potsherds, probably all Anglo-Saxon, four crumbs and three frags, one grooved.
- 2183 (Figs. 33, 191)  
 Pot: Horizontal lines above chevrons. Incomplete, piece neck and rim missing.  
 Grave-goods: 1. Iron tweezers (Fig. 151); 2. Iron knife, angular blade (Fig. 151); 3. Iron frag, part of small blade, shears or knife (Fig. 151); 4. Bone comb and case. Triangular comb, scalloped outer edge. Case flat both sides, incised semi-circles one side, dot-in-circle other (Fig. 170).  
 Also in pot: Four burnt Anglo-Saxon potsherds.
- 2184 (Fig. 125)  
 Associations: Cutting ditch 716.  
 Pot: Lower half only, no decoration surviving (n.ill).  
 Grave-goods: 1. Bronze bar, one end flat, pierced by two holes. Other end broken ?part of bucket handle (Fig. 142); 2. Iron ring (Fig. 163).
- 2185 (Figs. 36, 191)  
 Pot: Four grooves above and one below zig-zag around neck, on shoulder groups of three vertical lines. Incomplete, base broken.  
 Grave-goods: 1. Bronze gilt brooch, part of bow, foot and catch-plate of cruciform or small-long (Fig. 138); 2. Glass beads - two red, blue, pale blue, two or three more undistinguishable (n.ill).
- 2186 (Figs. 107, 185)  
 Associations: On top of 2197.  
 Pot: At least four lines above and five below stamp row on neck. Chevrons, stamps in panels, on shoulder. Fragmentary. Stamps: VIIIb, XVIII.  
 Grave-goods: 1. Glass beads - four blue and one pale yellow, all small and fused together, one red, two to four dark blue (Fig. 165); 2. Ivory, few small frags (n.ill).
- 2187 (Fig. 68)  
 Pot: Chevrons above three horizontal lines, vertical bosses defined by groups vertical lines around middle. Fragmentary.
- 2188 (Figs. 33, 191)  
 Pot: Three necklines above chevrons. Complete. Shaped foot. Hole in middle base, another on lower side.  
 Grave-goods: 1. Bronze sheet frag rolled over (Fig. 145); 2. Glass beads - one translucent blue-green, globular, one striped red, with green and yellow stripes, cylindrical (Fig. 165), two translucent green, six to eight dark blue, possibly annular, one translucent green

- with red and white trails, further small frags (n.ill).
- 2189  
Pot: Lines and stamp row around neck, vertical bosses below. Fragmentary (n.ill). Stamps: VIIc.  
Grave-goods: 1. Glass bead (n.ill).
- 2190 (Figs.41, 185)  
Pot: Arched lines and triangular linear motifs. Fragmentary.  
Grave-goods: 1. Iron razor, curved blade, long tang (Fig.157); 2. Iron shears, miniature, one blade (Fig.157); 3. Glass, green translucent lump, ?vessel (n.ill). Also in pot: One burnt unidentifiable potsherd.
- 2191 (Fig.42)  
Associations: Cutting ditch 716. Confused with C2207.  
Pot: Linear decoration, horizontal and vertical lines. Fragmentary.
- 2192 (Figs.33, 191, 185)  
Associations: Next to 2193, in same pit. Cutting ditch 716.  
Pot: Horizontal lines above chevron. Complete.  
Grave-goods: 1. Bone comb, double-sided, teeth surviving on one side only, very slight traces on other (Fig.174).
- 2193 (Figs.98, 191, 185)  
Associations: Next to 2192. Cutting ditch 716.  
Pot: Horizontal lines, double stamp row, row semi-circular indentations on neck, above defined zone of sloping and zig-zag lines around middle. Incomplete, part one side missing. Stamps: Ia, VIIa.
- 2194 (Fig.62)  
Associations: Near 2182.  
Pot: Four lines around neck, on shoulder chevrons, oval, vertical and round bosses, five repeats of pattern. Incomplete.
- 2195 (Fig.53)  
Associations: Cutting ditch 716.  
Pot: Lines around neck, sloping lines and panels round dots on shoulder. Fragmentary.  
Grave-goods: 1. Bronze brooch, foot and catch-plate of cruciform (Fig.138); 2. Bronze, melted lump ?part of brooch (n.ill); 3. Pottery spindle-whorl, disc, pierced, worn, cut out of large Roman base sherd (Fig.166); 4. Bone comb, triangular, frags (Fig.172).
- 2196 (Figs.38, 191)  
Pot: On shoulder four groups vertical lines and grooves form panels occupied by either 'S' or plait linear patterns. Incomplete, rim missing.
- 2197 (Figs.102, 185)  
Associations: Under 2186.  
Pot: Horizontal lines above stamp row on neck, chevrons and stamps on shoulder, horizontal lines below. Fragmentary. Stamps: Ia.  
Grave-goods: 1. Bronze, remains brooch. Small knob, small headplate, melted remains of spring attachment, bow, faceted broken foot. Very small cruciform, hardly developed, if at all, from Dorchester type (Fig.137); 2. Iron pin (Fig.161); 3. Glass bead, blue-green translucent (n.ill); 4. Bone comb, triangular, frags (Fig.172).  
Also in pot: Clay, fired lump.
- 2198 (Fig.122)  
Pot: Linear, bossed and stamped decoration. Fragmentary. Stamps: XII (two versions).
- 2199 (Fig.36)  
Associations: With 2203.  
Pot: Horizontal lines, partly interrupted by chevrons. Complete.  
Grave-goods: 1 and 2. Both small find 362, iron loop of shears and razor blade (Fig.157); 3. Small find 366, iron lump (n.ill); 4. Glass lump (n.ill).
- 2200  
Pot: Grooves and oval indentations (n.ill).
- 2201 (Fig.106)  
Pot: Three groups horizontal lines separate and define two zones decoration, chevrons and stamps upper, stamps lower. Near complete. Four small neat holes in middle of side. Stamps: IVd (two versions), VI, VIIa, VIIc.  
Grave-goods: 1. Bronze lump ?brooch (n.ill); 2. Iron ring, broken (Fig.163); 3. Iron pin, twisted shaft (Fig.161); 4. Glass beads - six to ten yellow, dark blue, translucent green-blue (n.ill).
- 2202  
Associations: Above ditch 716.  
Pot: Linear decoration. Sherds (n.ill).
- 2203 (Figs.29, 185)  
Associations: With 2199.  
Pot: Line and groove around neck, vertical lines and grooves on shoulder. Incomplete, no base.  
Lid: Flat, flanged, plain.  
In pot: Two potsherds, one Roman, one Anglo-Saxon, burnt.
- 2204 (Fig.42)  
Associations: Above ditch 716.  
Pot: Traces linear decoration. Sherds.
- 2205 (Fig.66)  
Pot: Cordon around neck, sloping bosses on shoulder. Fragmentary.

- 2206 (Figs.27, 191)  
 Pot: Faint lines around neck. Incomplete, parts neck missing.  
 Grave-goods: 1. Bronze buckle, part of rectangular loop, decorated with incised transverse lines (Fig.141).
- 2207 (Fig.42)  
 Associations: Above ditch 716. Confused with 2191.  
 Pot: Chevrons. Fragmentary.  
 Grave-goods: 1. Glass bead, turquoise, small, cylindrical, square in section (Fig.166), also remains second bead (n.ill).
- 2208 (Fig.122)  
 Pot: Horizontal and arched lines, stamps in rows and panels. Sherds. Stamps: IVc, XVIII and damaged ?Ia.  
 Grave-goods: 1. Bronze brooch, trefoil head, transverse grooves on foot below bow (Fig.138).
- 2209 (Figs.102, 192)  
 Associations: Cut by ditch 1177.  
 Pot: Four lines around neck, chevrons on shoulder. Stamps in panels. Near complete. Stamps: IIc.  
 Grave-goods: 1. Bronze, very small lump (n.ill); 2. Glass beads - two black with white spots (n.ill).
- 2210 (Fig.54)  
 Pot: Massed round indentations. Fragmentary.
- 2211 (Figs.118, 192, Plate V)  
 Associations: Cutting ditch 716.  
 Pot: Two lines around neck, seven bosses within arched lines on shoulder, in panels between bosses lines, stamps and round indentations. Near complete. Stamps: IIb.  
 Grave-goods: 1. Bronze tweezers, full-size, faceted, traces gilding on iron ring (Fig.152); 2. Bronze tweezers, full-size, smaller than (1), also faceted and incised decoration, blades slightly splayed (Fig.152); 3. Bronze ring, twisted wire (Fig.141); 4. Bronze, pieces of sheet (n.ill); 5. Iron knife, full-size, traces of wood on tang (Fig.152); 6. Iron shears, miniature (Fig.152); 7. Iron razor (Fig.152); 8. Iron frags (n.ill); 9. Glass, very heavily burnt (n.ill); 10. Chalk spindle-whorl, flat, cylindrical (Fig.166); 11. Bone comb, triangular, with barred case. Comb, decorated dot-in-circle one side. Piece of one zoomorphic terminal and bar from case (Fig.169); 12. Bone comb, miniature, triangular (Fig.175); 13. Bone, frag bead (Fig.176).
- 2212 (Fig.120)  
 Associations: Cutting ditch 716.  
 Pot: Rows stamps and round indentations. Sherds. Stamps: Ia.  
 Grave-goods: 1. Bronze sheet, triangular stamps (Fig.143).
- 2213 (Figs.64, 192)  
 Pot: Lines and slashed cordon around neck, five vertical slashed bosses on shoulder, defined zig-zags in panels. Incomplete, rim sliced off.  
 Grave-goods: 1. Glass bead, yellow, pyramidal (Fig.166).  
 Also in pot: Two potsherds, joining pieces of plain Anglo-Saxon rim, unburnt, one found at top, other at bottom of pot (Fig.163).
- 2214 (Figs.37, 192)  
 Pot: Horizontal lines above band alternately horizontal and vertical lines. Near complete.  
 Grave-goods: 1. Bronze globule (n.ill).
- 2215 (Figs.33, 185)  
 Associations: Next to 2217, in same pit.  
 Pot: Horizontal lines above chevrons. Incomplete, piece out of side.  
 Grave-goods: 1. Bronze-gilt ring, twisted wire (Fig.141); 2. Bronze tweezers, full-size, faceted (Fig.157); 3. Iron knife (Fig.157); 4. Iron object, possibly brooch spring (Fig.162).  
 Also in pot: One Roman and two burnt Anglo-Saxon potsherds, one linear decoration.
- 2216 (Figs.124, 192)  
 Pot: Plain. Incomplete, rim and base broken.  
 Grave-goods: 1. Flint flake (n.ill).
- 2217 (Figs.25, 185)  
 Associations: Next to 2215, in same pit.  
 Pot: Plain. Near complete.  
 Grave-goods: 1. Brooch, iron pin and cross bar with bronze frag (Fig.139); 2. Glass beads, ?two (n.ill); 3. Bone, half of cylindrical bead (Fig.176).
- 2218 (Figs.34, 192)  
 Pot: Three lines around neck above six 'Christmas Tree' linear motifs. Incomplete, most rim missing.  
 Grave-goods: 1. Iron knife, traces wood on tang (Fig.158); 2. Iron tweezers (Fig.158); 3. Bone playing-pieces, nine whole and frags three or four, no holes on undersides (Fig.177, four ill.); 4. Bone, four small cylindrical pegs (Fig.179).
- 2219 (Figs.87, 192)  
 Pot: Horizontal lines and stamp row around neck, swags, vertical lines,

- grooves and rows of stamps and possible comb impressions around shoulder. Complete. Stamps: IIb, XVIII. Grave-goods: 1. Bronze, very small frag (n.ill); 2. Glass beads - one opaque white, blue trails, one translucent green and yellow, one white with red crossing trails, three or four possibly red (n.ill).
- 2220 (Fig. 44)  
Associations: Cutting ditch 716.  
Pot: Three grooves around neck, arched grooves around seven bosses on shoulder, round indentations define arches. Incomplete.  
Grave-goods: 1. Bronze sheet, small frags (n.ill); 2. Glass bead (n.ill).
- 2221 (Figs. 112, 192)  
Pot: Zig-zag lines, stamps in panels, above horizontal lines and stamp rows around neck. On shoulder, five shallow applied vertical bosses, massed vertical lines in panels. Incomplete, part lower half disintegrated. Stamps: IIc. Grave-goods: 1. Glass bead (n.ill).
- 2222 (Fig. 125)  
Un-urned cremation. Concentration of bone not in very clear pit.  
Grave-goods: 1. Bronze, very small frags (n.ill).
- 2223 (Fig. 125)  
Associations: Un-urned cremation above ditch 716, heap of bone not in definite pit.  
Grave-goods: 1. Iron shears (Fig. 158); 2. Iron blade, knife (Fig. 158).
- 2224 (Figs. 33, 192)  
Associations: Cutting ditch 716.  
Pot: Horizontal lines above chevrons. Incomplete, part one side missing. In pot: One burnt potsherd, probably Anglo-Saxon.
- 2225 Sherds (n.ill). Cremation probably destroyed by modern ditch 1177.
- 2226 Sherds (n.ill). Disturbed by modern ditch 1177.
- 2227 (Figs. 62, 192)  
Pot: Five lines around neck above chevron, on shoulder close-set round bosses in groups of three. Incomplete, half pot only cut vertically by recent urn diggers. Grave-goods: 1. Bone and iron frags, comb (n.ill); 2. Glass beads - two or three translucent green, blue (n.ill). Also in pot: Two burnt Anglo-Saxon potsherds, one grooved.
- 2228 (Figs. 25, 192)  
Pot: Plain. Incomplete, part upper side missing.
- 2229 (Fig. 39)  
Pot: Horizontal lines above arched lines.
- Fragmentary.  
Grave-goods: 1. Iron blade, broken (Fig. 158); 2. Iron tweezers, full-size (Fig. 158); 3. Hone stone, narrow rectangular, worn at both ends, muscovite-bearing silty sandstone (Fig. 167).
- 2230 Sherds, cremation destroyed by modern ditch 1177 (n.ill).
- 2231 (Figs. 37, 192)  
Pot: Horizontal lines above band alternate horizontal and vertical lines. Near complete.  
Grave-goods: 1. Ivory frags (n.ill).
- 2232 (Figs. 115, 192)  
Pot: Horizontal lines and stamp row around neck, eight bosses around shoulder, vertical groove and stamps in panels. Near complete. Hole in one side. Stamps: IVc, VIIc.
- 2233 (Fig. 25, Plate VI)  
Pot: Plain. Incomplete.  
Grave-goods: 1. Bronze gilt tweezers and earscoop, incised and faceted decoration, together on bronze loop (Fig. 158); 2. Iron razor, curved blade, traces wood on tang (Fig. 158).
- 2234 (Figs. 61, 192)  
Pot: Horizontal grooves around neck, vertical grooves and bosses close-set around shoulder. Complete.  
Grave-goods: 1. Iron shears (Fig. 152); 2. Iron tweezers, stuck with shears to oxidized bone and possibly remains of leather pouch (Fig. 152); 3. Iron knife (Fig. 152).
- 2235 (Figs. 62, 192)  
Associations: Cutting ditch 1224.  
Pot: Four grooves around neck, five bosses around shoulder, sloping grooves in panels. Complete.  
Grave-goods: 1. Glass, remains one blue bead (n.ill); 2. Bone spindle-whorl, traces incised linear decoration (Fig. 176); 3. Bone, end tooth plate of triangular comb (Fig. 172); 4. Ivory, few frags (Fig. 180).  
Also in pot: Potsherds, Roman greyware, not burnt.
- 2236 (Fig. 97)  
Pot: Horizontal lines and stamp row around neck, chevrons on shoulder. Incomplete. Stamps: Ia.  
Grave-goods: 1. Bronze, small lump (n.ill); 2. Iron, comb rivet (n.ill); 3. Glass beads - about twelve, dark blue, blue and red, black, red, translucent. Probably all single colour small globular (n.ill).  
Also in pot: Fifteen burnt Anglo-Saxon potsherds, seven with linear decoration.

- 2237 (Figs.28, 192)  
Pot: Defined band of vertical grooves around shoulder. Complete.  
Grave-goods: 1. Glass beads - one or two ?black (n.ill).
- 2238 (Fig.57)  
Associations: Cutting ditch 1224.  
Pot: One boss on large sherd. Fragmentary.
- 2239 (Fig.42)  
Pot: Sherds, line and groove decoration.
- 2240 (Figs.101, 192, Plate VI)  
Pot: Horizontal lines define zone occupied by groups of vertical lines and stamps. Complete. Stamps: Ic, VIIa.  
Grave-goods: 1. Bronze tweezers, faceted and earscoop with twisted shaft on twisted wire ring (Fig.159); 2. Glass, pale translucent green frags ?vessel (n.ill).
- 2241-2285 are reconstructed from pottery in the disturbed area. No associated grave-goods exist and bones could be assigned only to C2283 and C2284. Numbers are given of the grid squares and contexts in which pieces of each pot were found. See p. 3 and Fig.2.
- 2241 (Fig.99)  
G.S.300.  
Pot: Lines and stamp row around neck, eight vertical bosses on shoulder, vertical and horizontal lines in panels. No base, otherwise complete. Stamps: Ih.
- 2242 (Fig.60)  
G.S.312.  
Pot: Horizontal lines and row crossed lines around neck, on shoulder, seven shallow vertical bosses, pairs crossed lines in panels. Incomplete, pieces missing from side.
- 2243 (Fig.93)  
G.S.289 and context 506.  
Pot: Horizontal lines and stamp row. Fragmentary. Stamps: VIIIc.
- 2244 (Fig.98)  
G.S.300.  
Pot: Vertical scored bosses alternate with crossed lines around middle, stamps in panels. Fragmentary, large piece of middle. Stamps: Ih, VIIb.  
Could belong to Stamp Group 7/12.
- 2245 (Fig.93)  
G.S.300.  
Pot: Horizontal lines and stamp row. Fragmentary. Stamps: Ih.
- 2246 (Fig.101)  
G.S.312.  
Lid, stamped and linear decoration. Stamps: VIIb.
- 2247 (Fig.93)  
G.S.300.  
Pot: Horizontal lines and stamp row around middle. Fragmentary. Stamps: IIIc.
- 2248 (Fig.84)  
G.S.288.  
Pot: Horizontal lines and two stamp rows around neck, bosses and chevrons on shoulder. Fragmentary. Stamps: IVc. Stamp Group 40.
- 2249 (Fig.84)  
G.S.288.  
Pot: Horizontal lines and two stamp rows around neck, chevron on shoulder. Fragmentary. Stamps: IVc. Stamp Group 40.
- 2250 (Fig.83)  
Context 523.  
Pot: Horizontal lines and stamp row around neck, chevrons and round indentations on shoulder. Fragmentary. Stamps: Ig. Stamp Group 35.
- 2251 (Fig.97)  
G.S.300, 312.  
Pot: Horizontal lines and two stamp rows around neck, groups vertical lines. Fragmentary. Stamps: Iic, IVc.
- 2252 (Fig.70)  
G.S.288, 289.  
Pot: Horizontal lines and three stamp rows around neck, vertical bosses spaced around shoulder. Fragmentary. Stamps: Ia, VIb, VIIb. Stamp Group 7/12.
- 2253 (Fig.86)  
G.S.300.  
Actually parts two pots.  
Pots: A. Swags and stamps. Fragmentary. Stamps: IIIb, VIa. Stamp Group 39 (Fig.86). B. Chevron and stamp. Sherd. (Fig.86). Stamps: IIIb. Stamp Group 39.
- 2254 (Fig.78)  
G.S.300, 313, 301 and context 523.  
Pot: Horizontal lines and two stamp rows around neck. Large pieces. Stamps: Iic, IIIa. Stamp Group 24.
- 2255 (Fig.87)  
G.S.300.  
Pot: Horizontal lines and three cordons, one stamped around neck. Large pieces of neck only. Stamps: XVIII.
- 2256=1927
- 2257 (Fig.48)  
Context 524.  
Pot: Horizontal lines and row diamond shaped indentations around neck, swags and vertical rows indentations on shoulder. Pieces of neck and shoulder.



- 2258 (Fig.71)  
G.S.300.  
Pot: Large piece of middle of pot and sherds, either parts same pot or other pots made by same potter. Horizontal stamp row above zone occupied by vertical bosses and arched cordons, stamps on and between cordons. Complex irregular pattern. Stamps: Ih, Vc, Vd. Stamp Group 7/12.
- 2259=1892B
- 2260 (Fig.90)  
G.S.301 and context 523.  
Pot: Horizontal lines, cordons and stamp rows. Sherds. Stamps: XIb, XVII.
- 2261 (Fig.73)  
G.S.300.  
Pot: Three lines above and two below row of crossed lines around neck above a stamp row and two further lines. On shoulder groups of stamps. Approx one-third pot. Stamps: Ih, VIIId. Stamp Group 11.
- 2262 (Fig.75)  
G.S.300.  
Pot: Three stamp rows and three pairs lines around neck. Fragmentary. Stamps: Ih, IIc, VIb, VIIc. Stamp Group 18.
- 2263 (Fig.103)  
Context 497.  
Pot: Untidy stamp rows around neck, above triangular stamp-filled panels. Sherds. Stamps: VIb, VIIg.
- 2264 (Figs.107, 122)  
G.S.300, 288.  
Pots: Parts three pots, not one. A. Horizontal and chevron lines, sloping rows stamps. Stamps: Ig, IVc. (Fig. 107). B, C. Sherds, one version stamp Ig each (Fig.122).
- 2265 (Fig.116)  
Context 499.  
Pot: Defined band linear and stamped zig-zag, chevrons and bosses on shoulder. Large piece of upper half. Stamps: IIc, VIIc.
- 2266 (Fig.109)  
G.S.288, 289.  
Pot: Vertical and curved lines and stamp rows. Sherds. Stamps: XVII.
- 2267 (Fig.94)  
G.S.300, context 525.  
Pot: Horizontal lines define and separate pair of double stamp rows. Sherds. Stamps: IIc, IIIb, VIb.
- 2268 (Fig.103)  
G.S. 312.  
Pot: Groups stamps above horizontal lines on neck, chevrons on shoulder, stamps in upper panels. Approx one-third pot. Stamps: IIb, VIIa.
- 2269 (Fig.103)  
G.S.288, 300.  
Pot: Stamp row above horizontal lines on neck, chevrons and stamps on shoulder. Sherds, possibly two pots, A and B. Stamps: Ia on both.
- 2270 (Fig.113)  
G.S.288, 300.  
Horizontal lines and stamp rows, vertical bosses, stamps in panels around middle. Large piece of middle. Stamps: IIb, Vc.
- 2271 (Fig.73)  
G.S.312.  
Horizontal lines and stamp rows, arched slashed cordons, stamp between. Fragmentary. Stamps: IIb, VIIe. Stamp Group 8.
- 2272=1937 B
- 2273=1937 A & B
- 2274 (Fig.85)  
G.S.288, 300, 312, 325.  
Pot: Horizontal lines and chevrons, stamps in panels, bosses on shoulder. Large pieces. Stamps: Ih. Stamp Group 37.
- 2275 (Fig.115)  
G.S.289, 313, 312 and contexts 514, 523.  
Pot: Horizontal and vertical slashed cordons, stamps in panels. Sherds. Stamps: IIIa.
- 2276 (Fig.116)  
G.S.300, 312.  
Pot: Horizontal lines around neck, chevrons and vertical lines on shoulder, stamps in panels. Applied bosses. Sherds. Stamps: Ia.
- 2277 (Fig.71)  
G.S.288, 300, 312, 313 and contexts 524, 525.  
Pot: Horizontal stamp rows on neck, vertical bosses on shoulder, stamps in panels. Large sherds. Stamps: Ik, Vc, Vd. Stamp Group 7/12.
- 2278 (Fig.116)  
G.S.288, 300, 301, 312, 325.  
Pot: Horizontal lines around neck, arched lines and bosses on shoulder, stamps between. Much of upper part. Stamps: IIIc, IVc.
- 2279 (Fig.68)  
G.S.300.  
Pot: Defined chevron above bosses, arches between. Large piece.
- 2280 (Fig.25)  
Context 523.  
Pot: Plain.



2281 (Fig.122)

G.S.325.

Pot: Pair of horizontal lines above untidy double stamp row. Large piece of middle. Stamps: IIb.

2282 (Fig.54)

G.S.288.

Pot: Horizontal and vertical lines, some crossing. Round indentations in rows and panels. Several fragments.

2283 (Fig.25)

G.S.288.

Pot: Plain rim sherd.

2284 (Fig.60)

G.S.290.

Pot: Horizontal lines above and below row crossed lines around neck. Shallow vertical scored bosses around middle. Several large pieces.

2285

G.S.288.

Pot: Plain sherds (n.ill).

## LIST OF STRAY FINDS

This includes only those stray finds found within the area of the cremation cemetery excavated during 1976-7 which can be reasonably regarded as grave-goods from disturbed cremations. Most show signs of burning, and all are types found also in complete cremations. All stray finds will be listed, and some of the remainder illustrated and discussed in the final excavation report. Those listed here as illustrated will be found on plates with other objects of similar type from complete cremations. The numbers are from the small-find series.

205. Bronze brooch, grooved bow (Fig.139).  
 206. Iron blade, knife (Fig.161).  
 207. Bronze tweezers, decorated incised transverse and longitudinal lines (Fig.159).  
 208. Bronze brooch, bow and part of foot ?cruciform (Fig.138).  
 210. Glass, small piece, transparent, possibly modern (n.ill).  
 211. Bronze frag, melted (n.ill).  
 219. Bronze tweezers (1783/2) (Fig.159).  
 221. Glass, large melted lump, transparent pale green, possibly claws from vessel (n.ill).  
 222. Bronze sheet, possibly bowl rim (Fig.145).  
 223. Bronze, brooch or fitting, stamped rectangular broken object (Fig.143).  
 224. Bronze sheet, punched decoration, one piece riveted (Fig.143).  
 225. Bronze sheet frags (n.ill).  
 226. Bronze-gilt sheet frag (Fig.145).  
 227. Bronze sheet frag (Fig.145).  
 228. Bronze sheet frag (Fig.143).  
 229. Bronze sheet frag (n.ill).  
 230. Glass, melted lumps, possibly beads and vessel (n.ill).  
 233. Glass bead (n.ill).  
 235. Bronze sheet frag (Fig.145).  
 236. Glass, pale blue-green lump (n.ill).  
 239. Bronze frag (n.ill).  
 241. Glass beads and vessel frags (Figs. 164, 166).  
 242. Iron fitting, two rectangular plates, concave sides, attached by rivet at each end (Fig.140).  
 245. Bronze sheet and small frags (n.ill).  
 247. Ivory frags (Fig.180).  
 249. Bone spindle-whorl (Fig.178).  
 252. Glass vessel frags (Fig.164).  
 254A. Bronze-gilt sheet (Fig.140), possibly associated C1924.  
 254B. Bronze sheet (Fig.145), possibly associated C1924.  
 255. Glass, pale green frag, possibly claw from vessel (n.ill).  
 256. Glass, possibly claw from vessel (n.ill).  
 257. Bone pin (Fig.179).  
 258. Iron shears (Fig.160).  
 259. Iron tweezers (Fig.160).  
 260. Bronze sheet (n.ill).  
 261. Bone comb, double-sided, tooth frag (Fig.174).  
 263. Bronze brooch frag (Fig.139).  
 265. Bone, two playing-pieces (Fig.177).  
 267. Glass beads and vessel (n.ill).  
 268. Bronze sheet, glass frag (n.ill).  
 273. Glass possibly vessel (n.ill).  
 274. Iron shears, miniature (Fig.160).  
 276. Glass (n.ill).  
 281. Glass bead (n.ill).  
 283. Bronze sheet, possibly bowl rim (Fig.145).  
 284. Bronze sheet, possibly bowl rim (Fig.145).  
 288. Bronze sheet (Fig.145).  
 290. Bronze frag (n.ill).  
 291. Glass bead (n.ill).  
 293. Glass bead (n.ill).  
 294. Glass and bronze frags melted together (Fig.145).  
 298. Bronze sheet (n.ill).  
 299. Bronze, part of tweezers (Fig.159).  
 301. Bronze pin, spherical pin (Fig.142).  
 302. Bronze, probably earscoop (Fig.142).  
 305. Glass bead (n.ill).  
 308. Bronze sheet, frag (n.ill).  
 309. Bronze frag (n.ill).  
 310. Glass, probably beads (n.ill).  
 315. Bronze loop (Fig.141).  
 316. Bronze sheet frag (Fig.145).  
 319. Bronze frag (n.ill).  
 320. Bronze lump (n.ill).  
 321. Bronze frag (n.ill).  
 323. Bronze frags (n.ill).  
 343. Glass, probably beads (n.ill).  
 347. Bronze, ?part of annular brooch (Fig.139).  
 349. Pottery spindle-whorl (Fig.166).  
 360. Glass, blue annular bead (Fig.166).  
 362. see C2199.  
 364. Bronze lump (n.ill).  
 366. Iron object (n.ill).  
 369. Glass (n.ill).  
 370. Glass bead (n.ill).  
 375. Bronze loop (Fig.142).  
 381. Glass, possibly vessel (n.ill).

382. Bronze, probably earscoop (Fig.142).  
386. Glass beads, blue, yellow, green (n.ill).  
387. Glass vessel frag (Fig.164).  
390. Glass (n.ill).  
397. Iron knife blade (Fig.161).  
399. Glass beads (n.ill).  
406. Iron tweezers, broken (Fig.160).  
408. Glass beads (n.ill).  
409. Glass lump, possibly beads (n.ill).  
410. Glass beads (n.ill).  
414. Glass beads (n.ill).  
425. Bronze and glass melted together (n.ill).  
428. Glass (n.ill).  
429. Glass (n.ill).  
437. Glass, small cylindrical, turquoise (Fig.166).  
560. Iron object, possibly ring, found in urn-pit C2160/2161 (Fig.163).  
563. Bronze frag (n.ill).  
565. Bronze sheet (Fig.145).  
567. Glass (n.ill).  
569. Glass (n.ill).  
570. Glass (n.ill).  
571. Glass (n.ill).  
572. Glass (n.ill).  
574. Glass (n.ill).  
575. Glass, pale green, small frag from vessel (n.ill).  
576. Glass (n.ill).  
578. Glass, probably one dark blue bead (n.ill).  
579. Glass, probably beads (n.ill).  
580. Glass (n.ill).  
583. Glass (n.ill).  
584. Glass (n.ill).  
585. Glass, possibly vessel (Fig.164).  
593. Glass, possibly vessel (n.ill).  
595. Glass (n.ill).  
596. Glass (n.ill).  
597. Glass (n.ill).  
598. Glass (n.ill).  
601. Glass (n.ill).  
602. Glass (n.ill).  
603. Glass, possibly three dark blue beads (n.ill).  
1451. Iron blade, knife or shears (Fig.161).





















































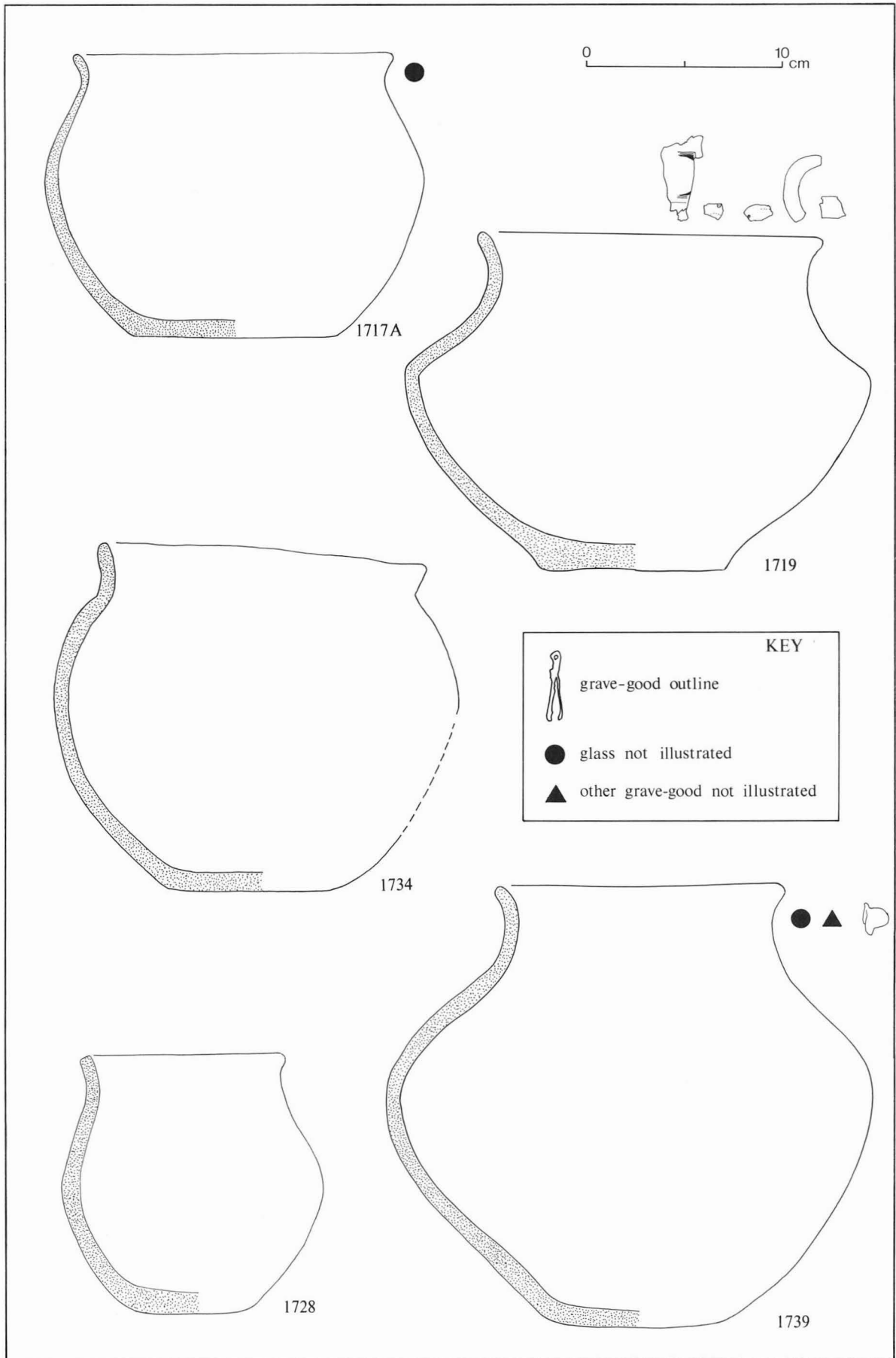


Fig.4. Undecorated pottery. Scale 1:3.

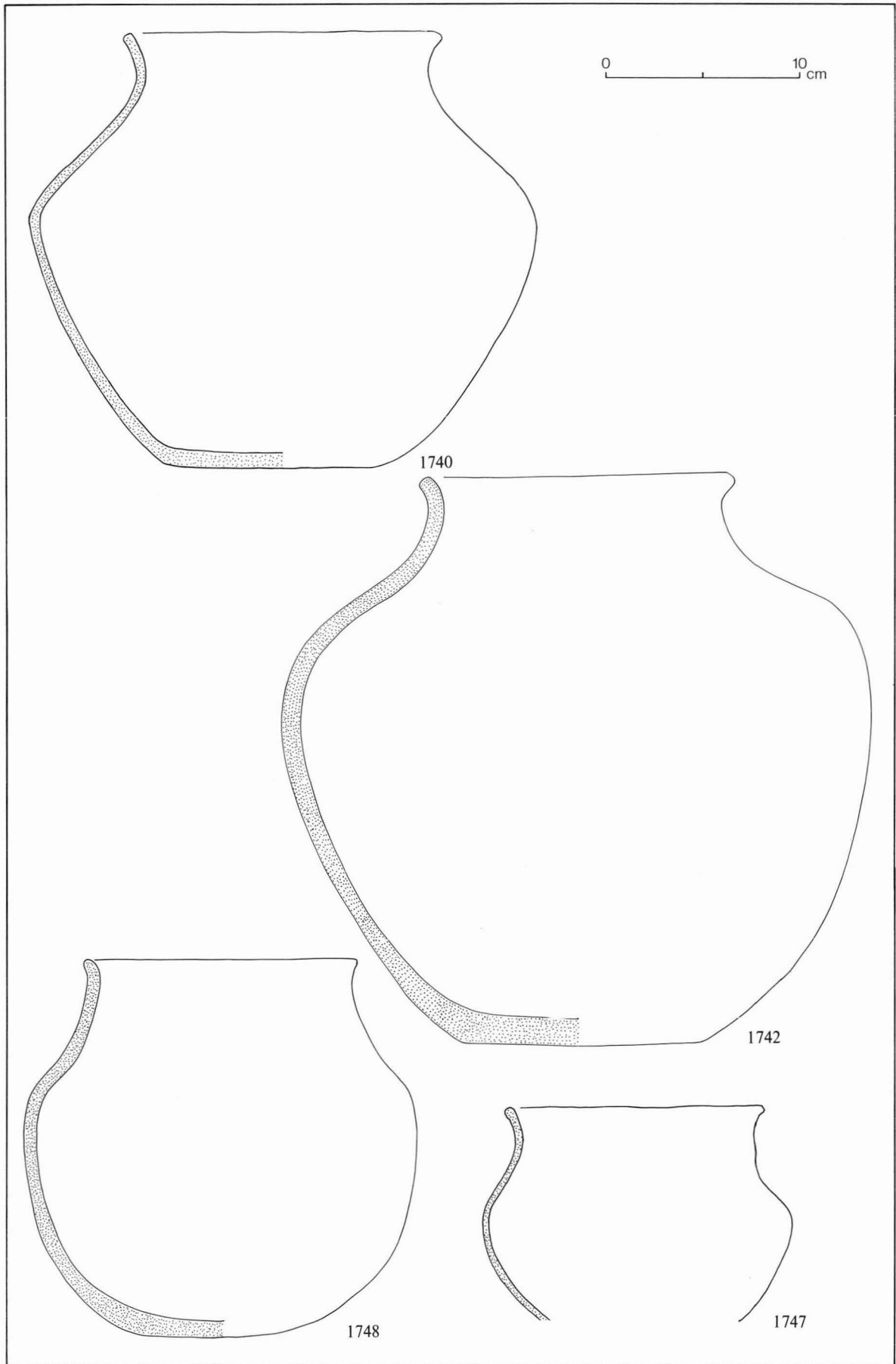


Fig.5. Undecorated pottery. Scale 1:3.

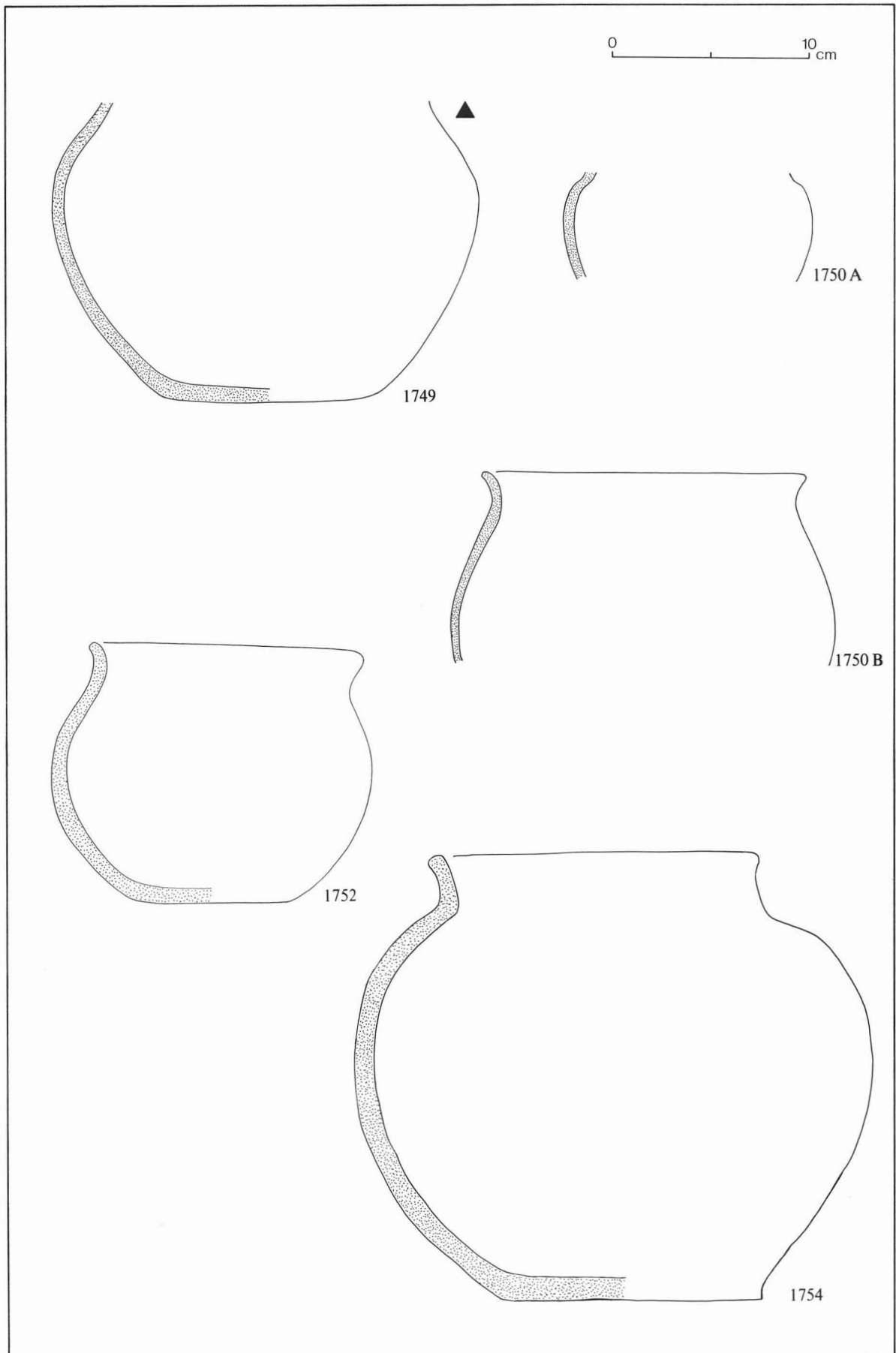


Fig. 6. Undecorated pottery. Scale 1:3.

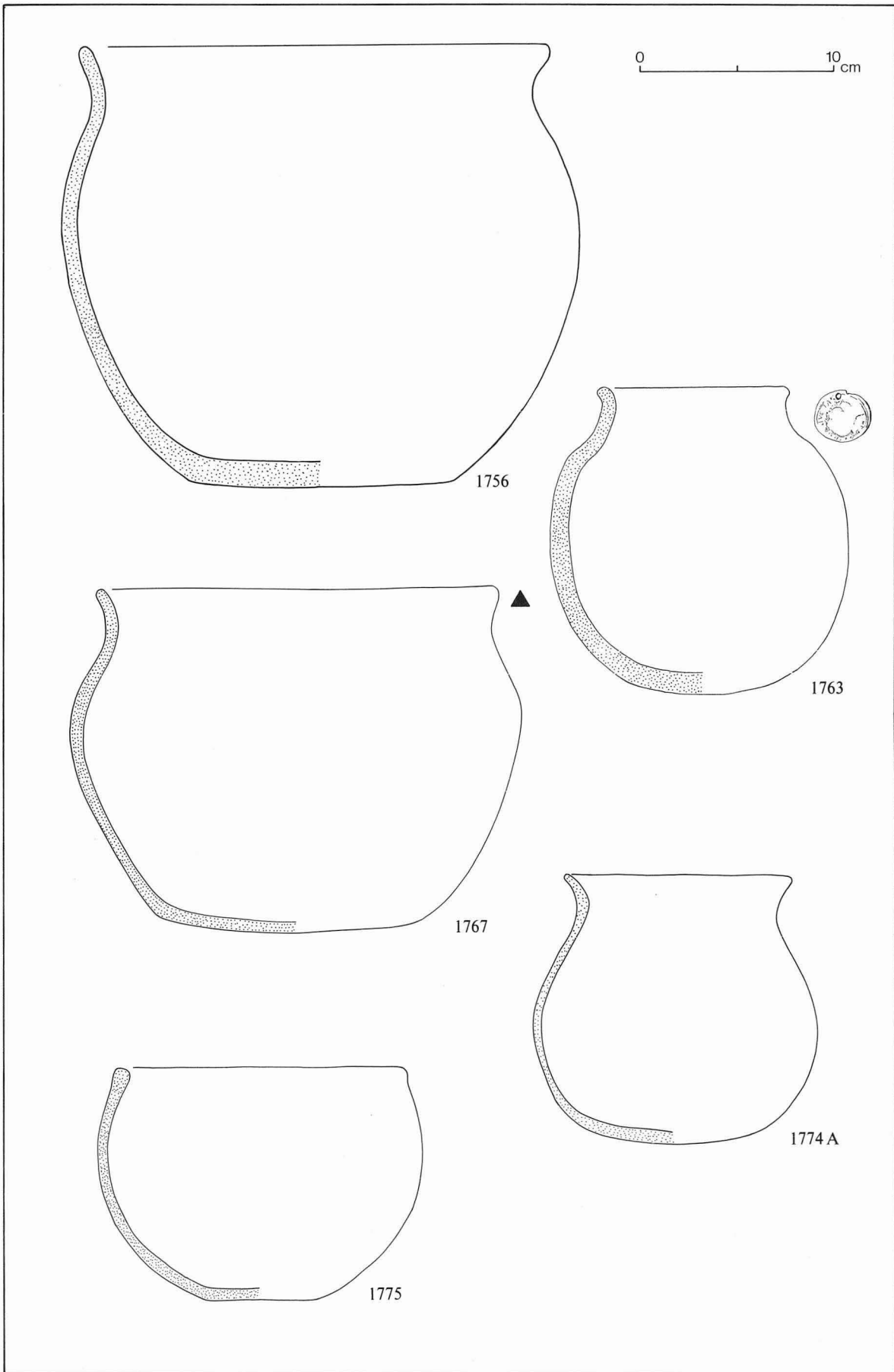


Fig. 7. Undecorated pottery. Scale 1:3.

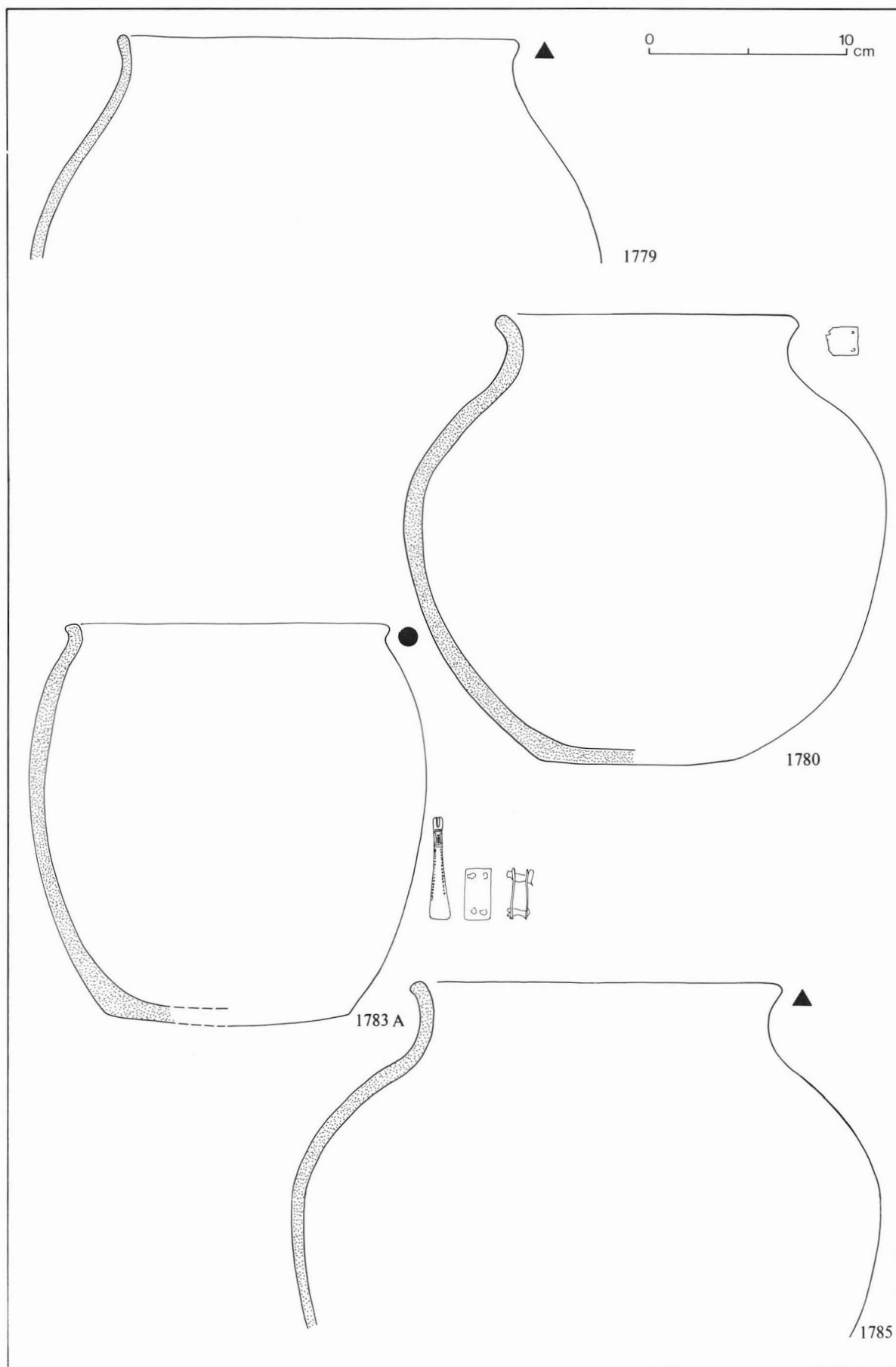


Fig. 8. Undecorated pottery. Scale 1:3.



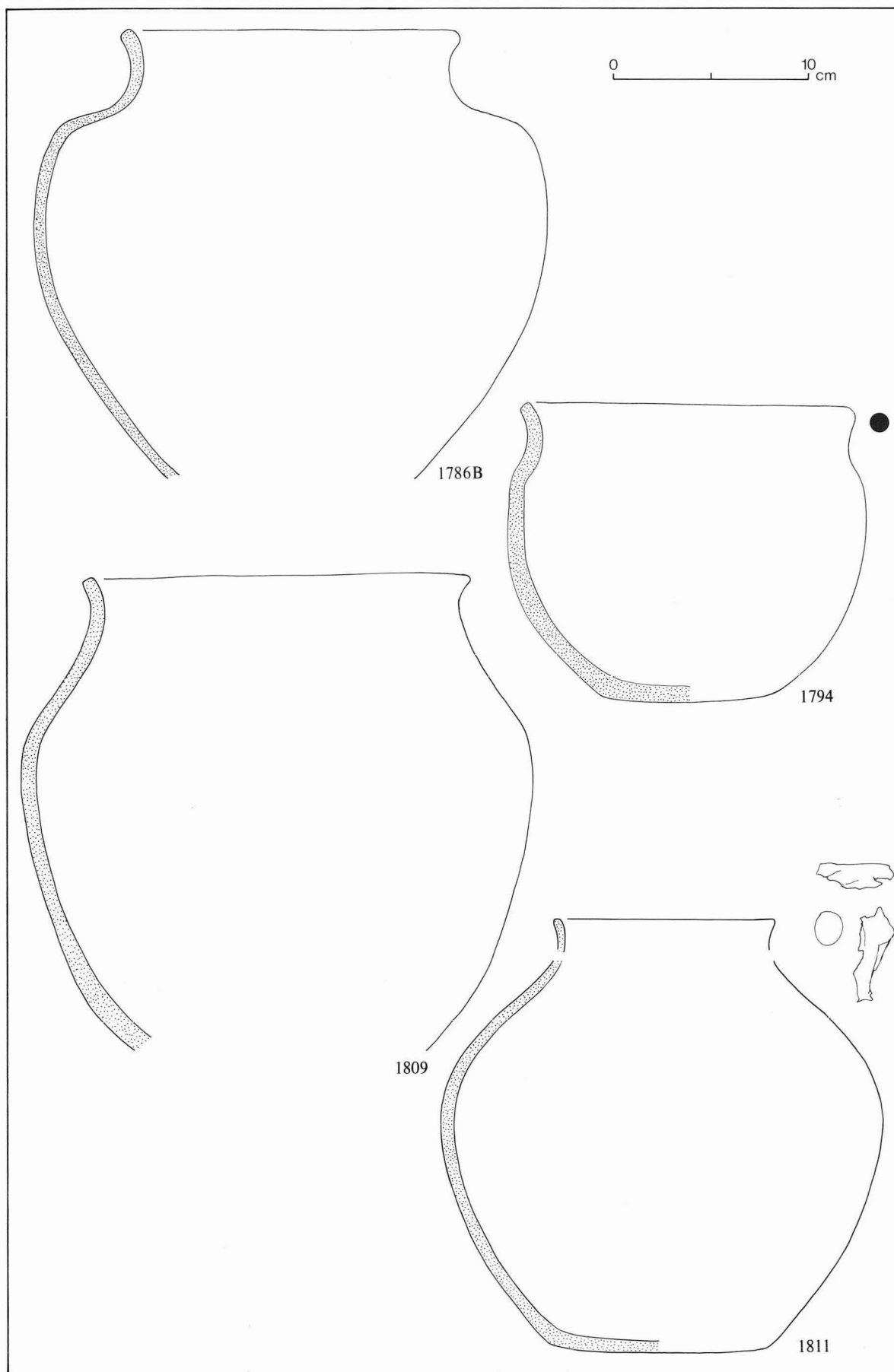


Fig.9. Undecorated pottery. Scale 1:3.

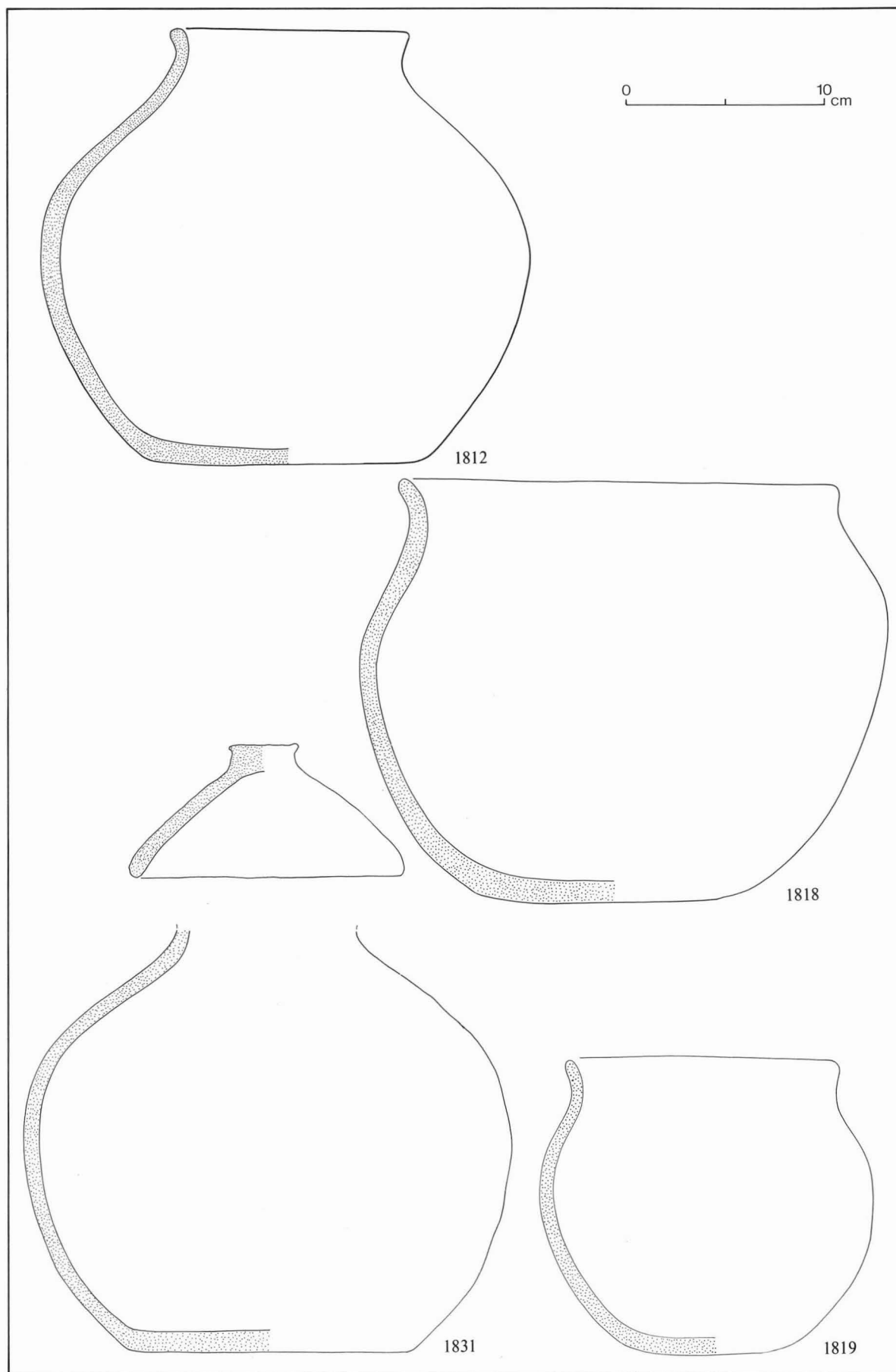


Fig. 10. Undecorated pottery. Scale 1:3.

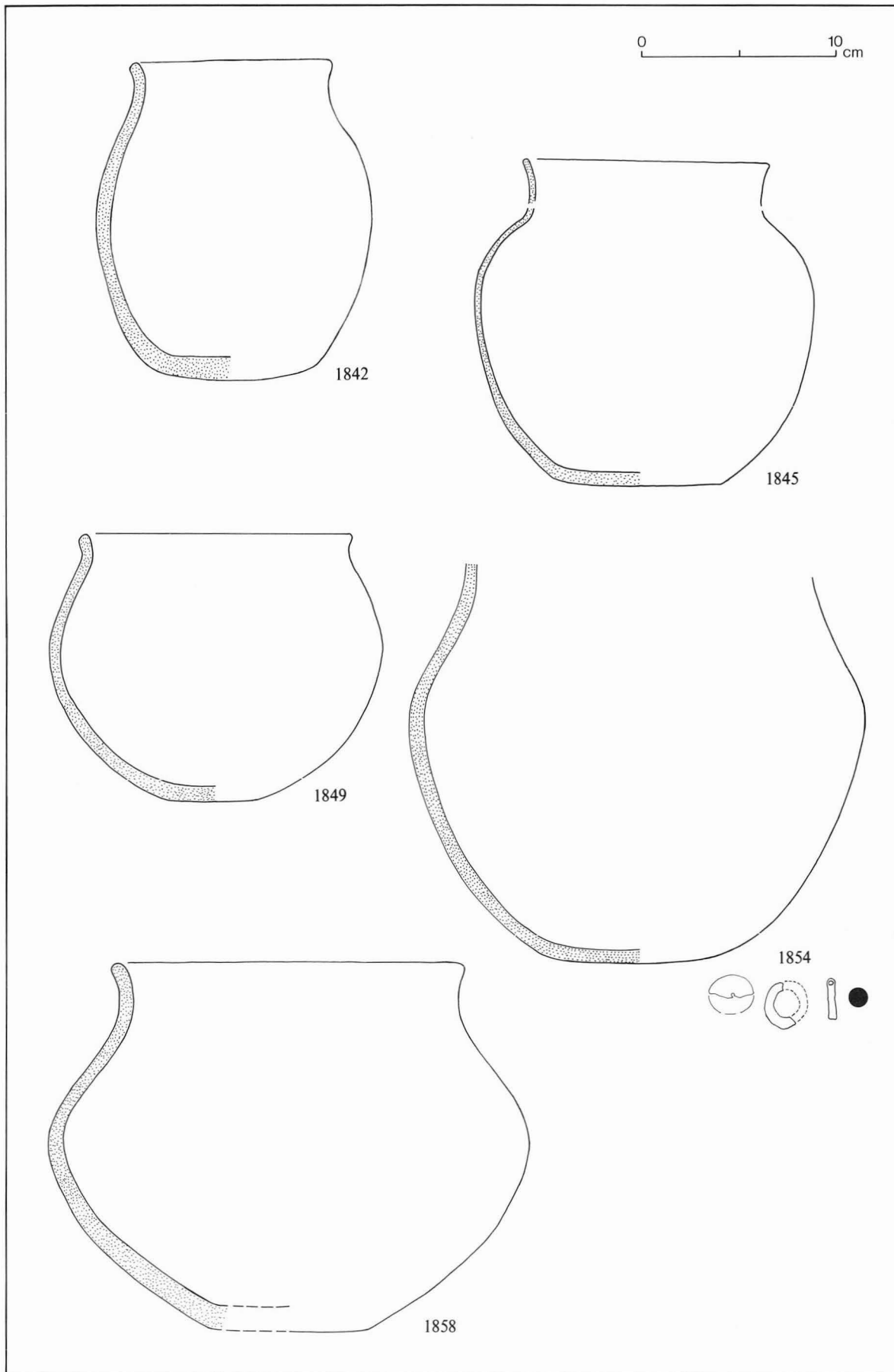


Fig. 11. Undecorated pottery. Scale 1:3.

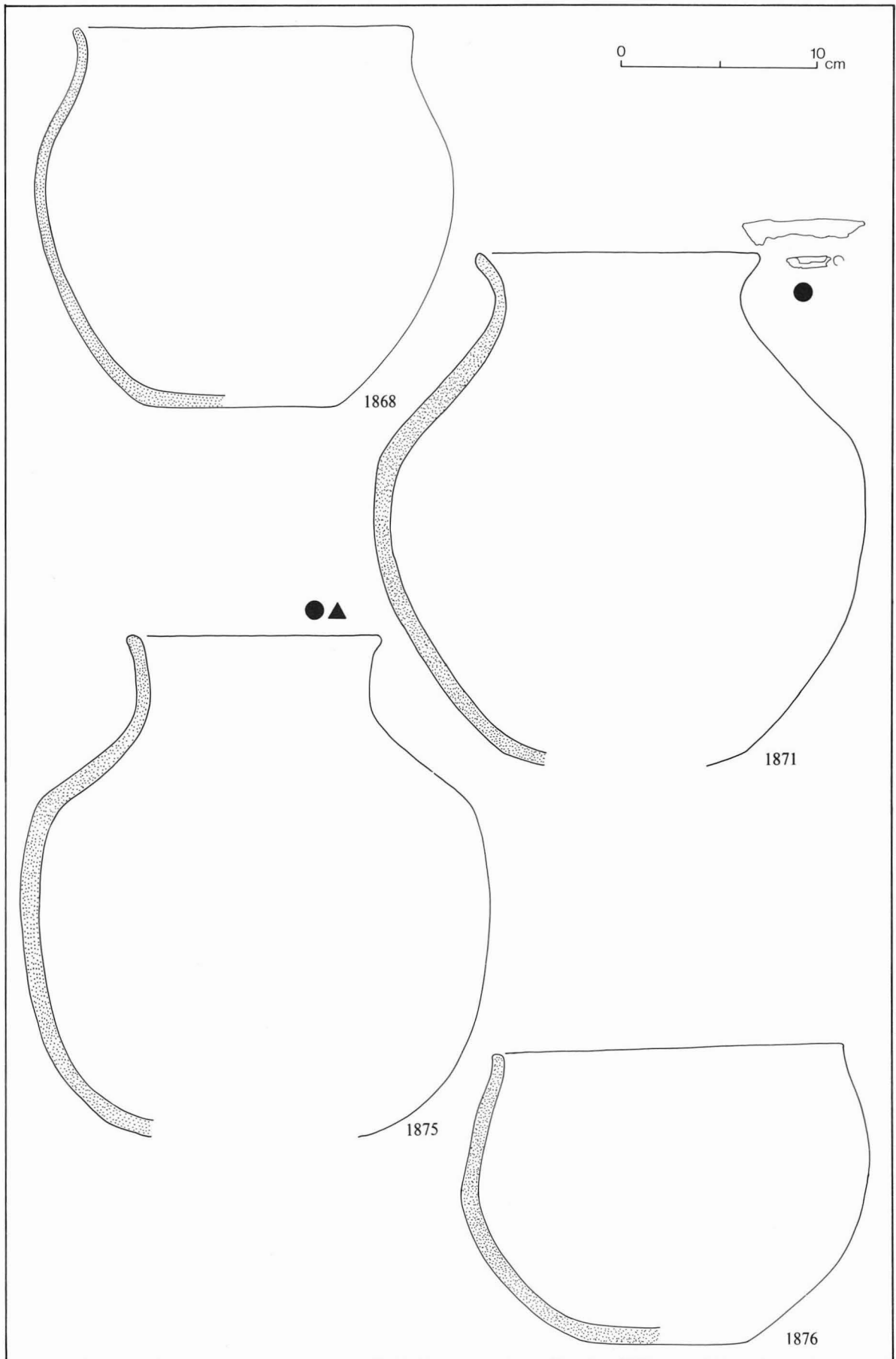


Fig. 12. Undecorated pottery. Scale 1:3.

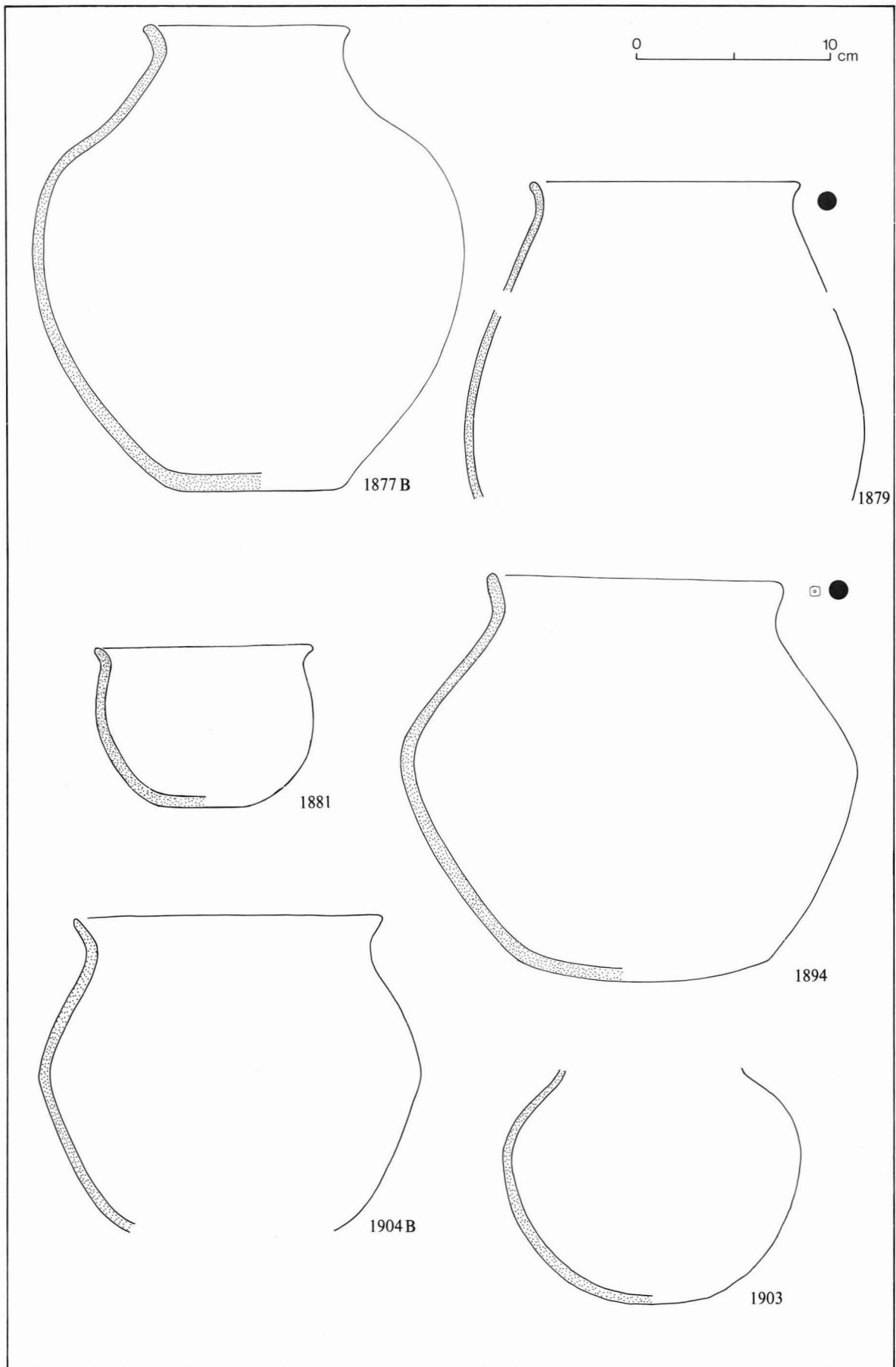


Fig.13. Undecorated pottery. Scale 1:3.

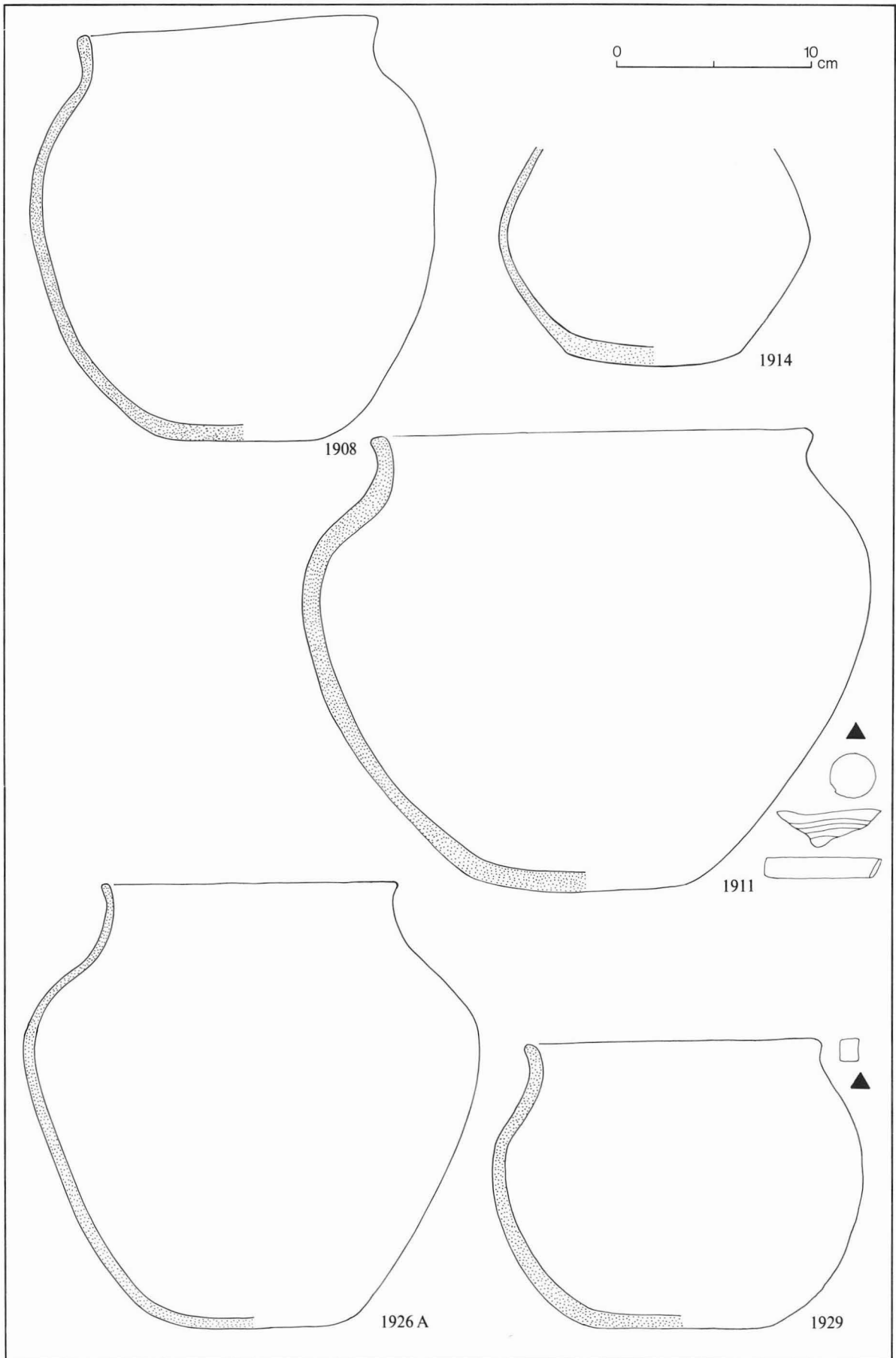


Fig.14. Undecorated Pottery. Scale 1:3.



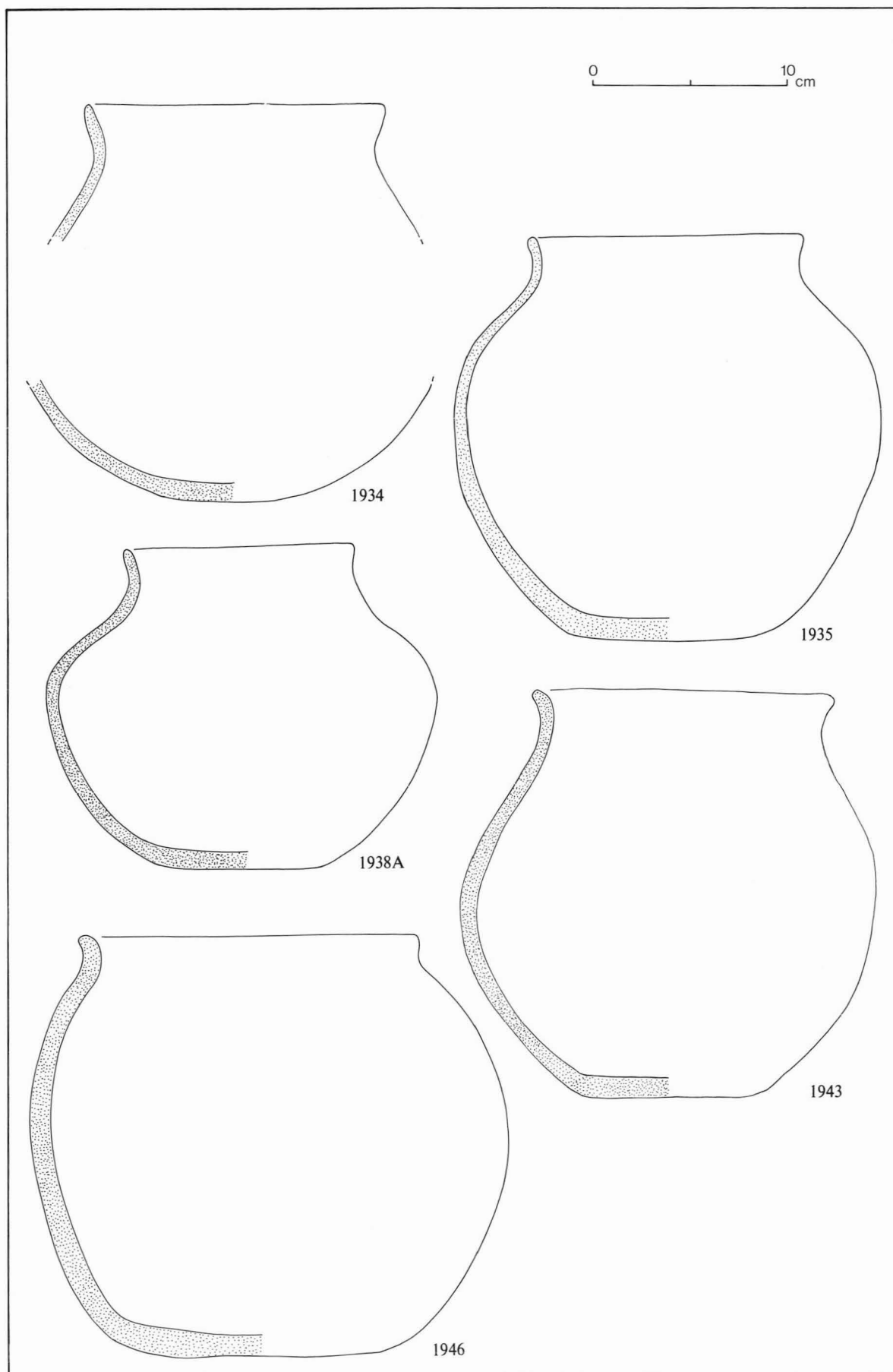


Fig.15. Undecorated pottery. Scale 1:3.

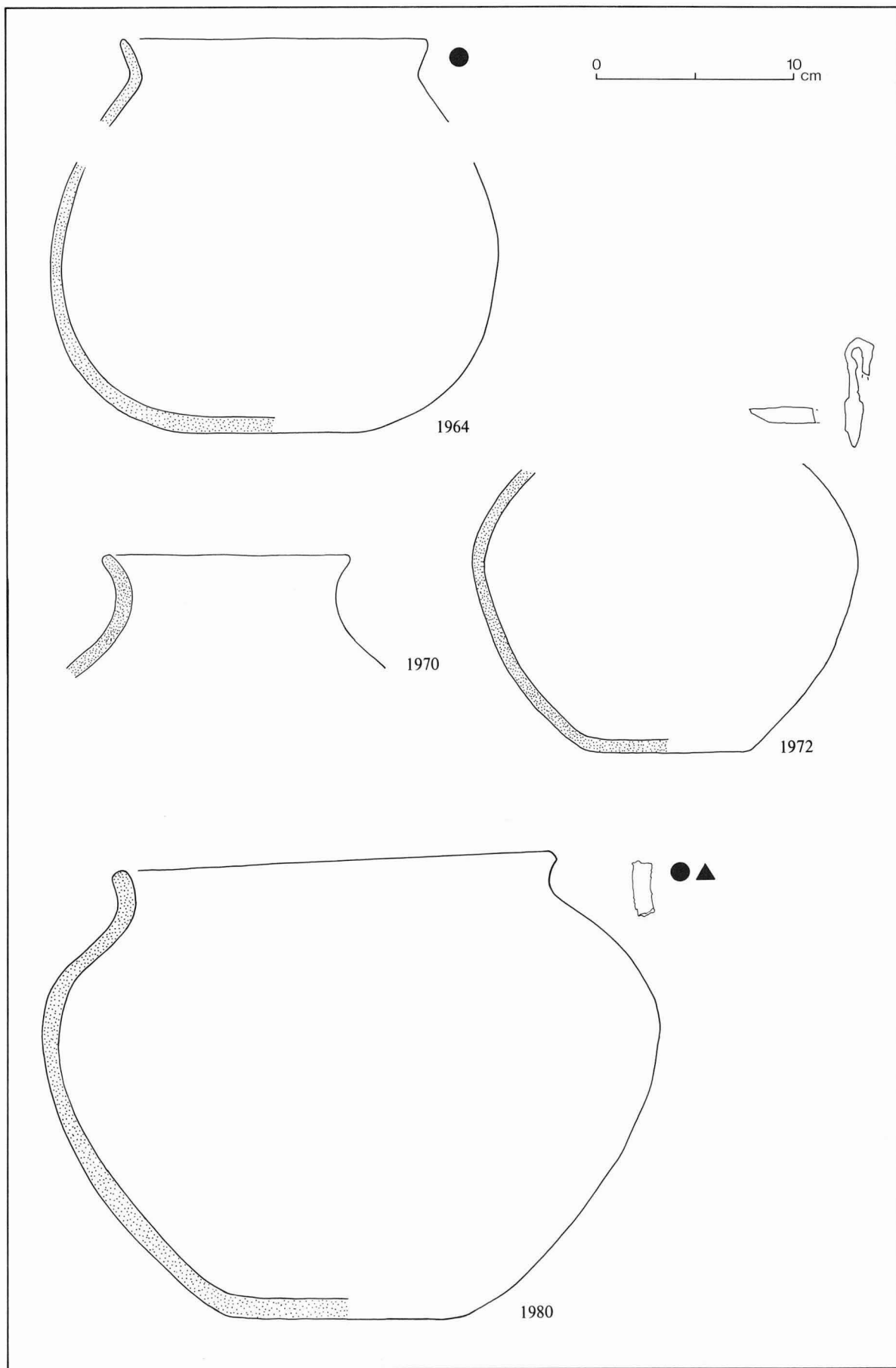


Fig. 16. Undecorated pottery. Scale 1:3.

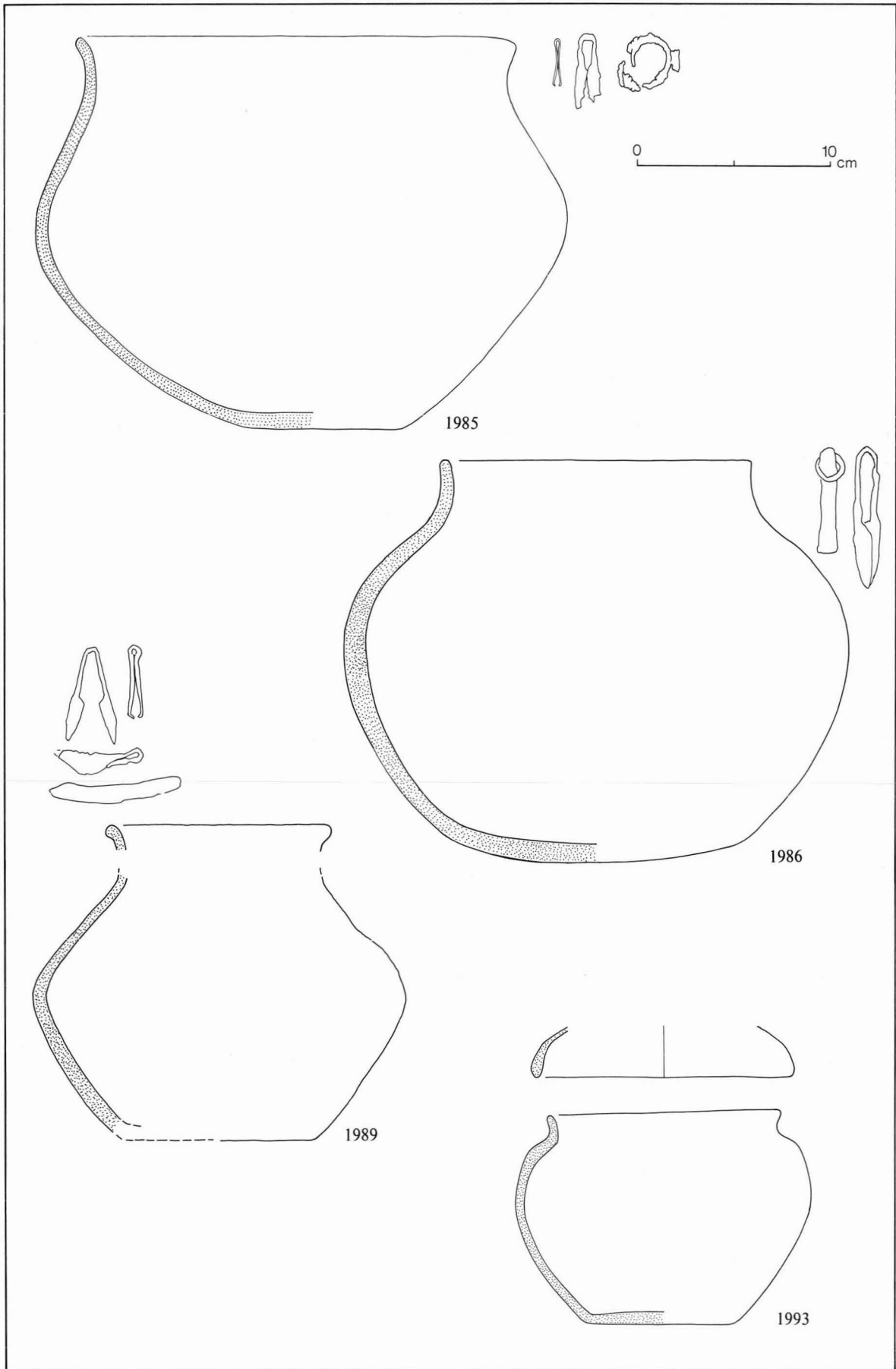


Fig.17. Undecorated pottery. Scale 1:3.

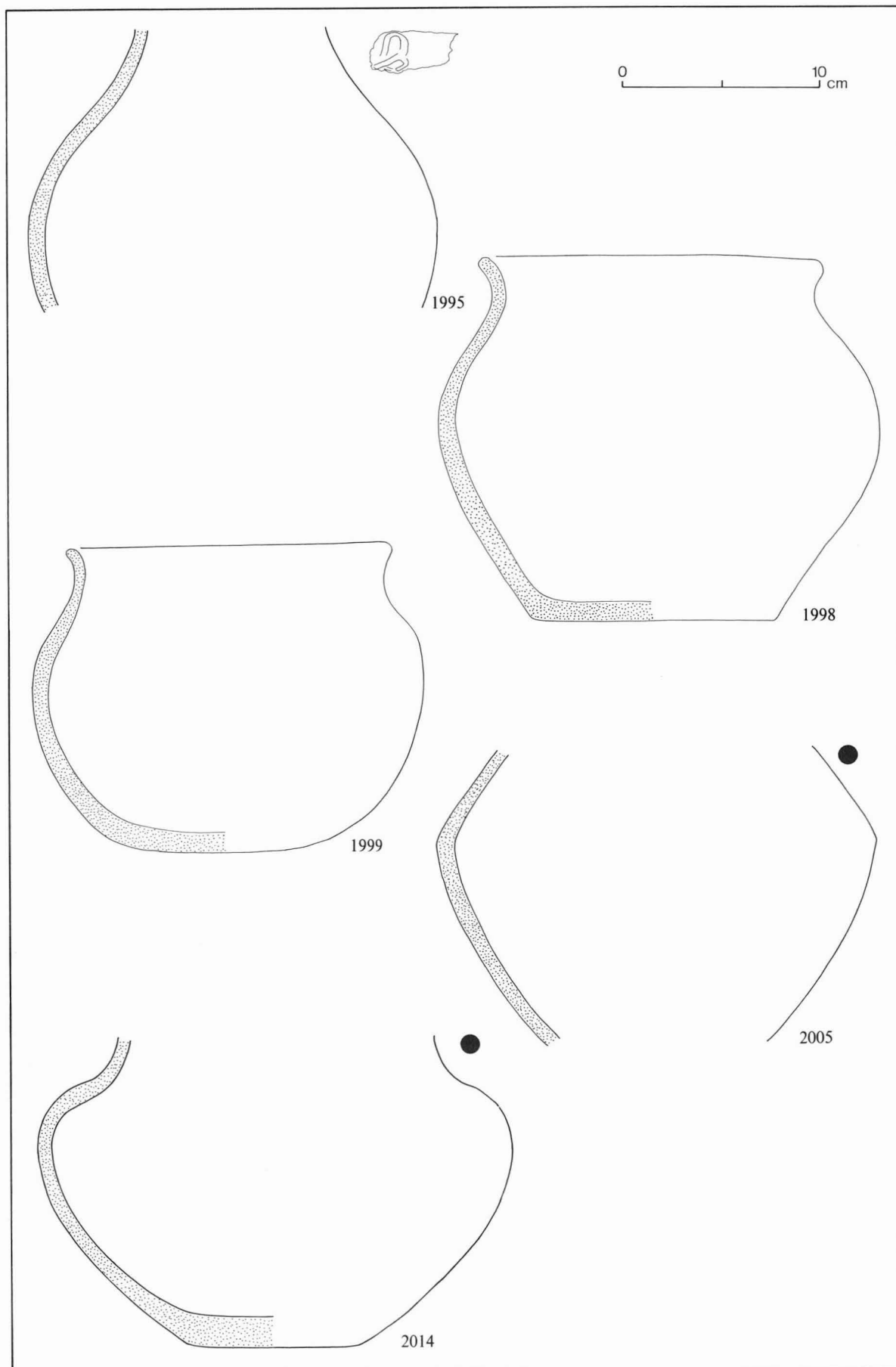


Fig.18. Undecorated pottery. Scale 1:3.

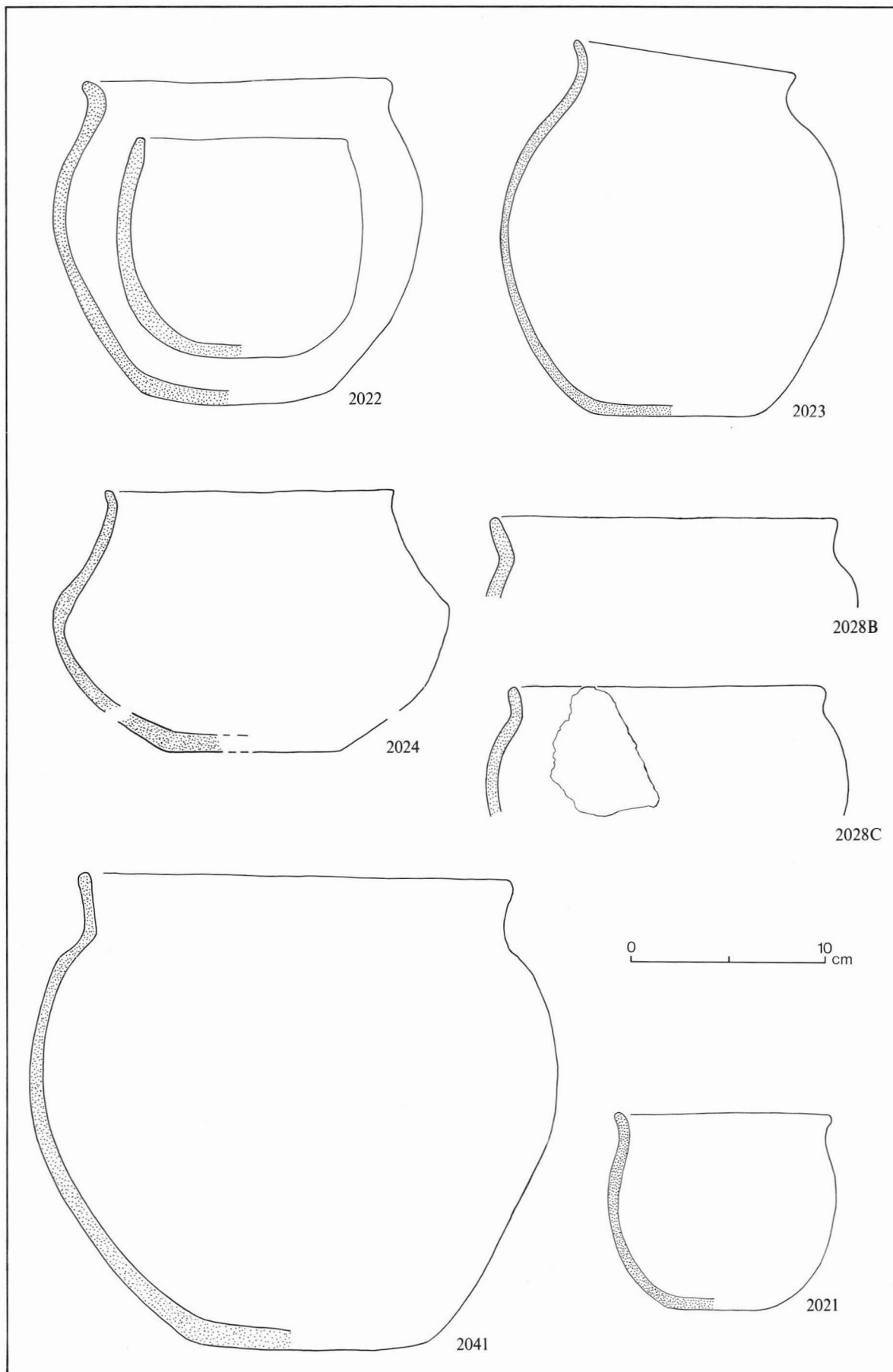


Fig. 19. Undecorated pottery. Scale 1:3.

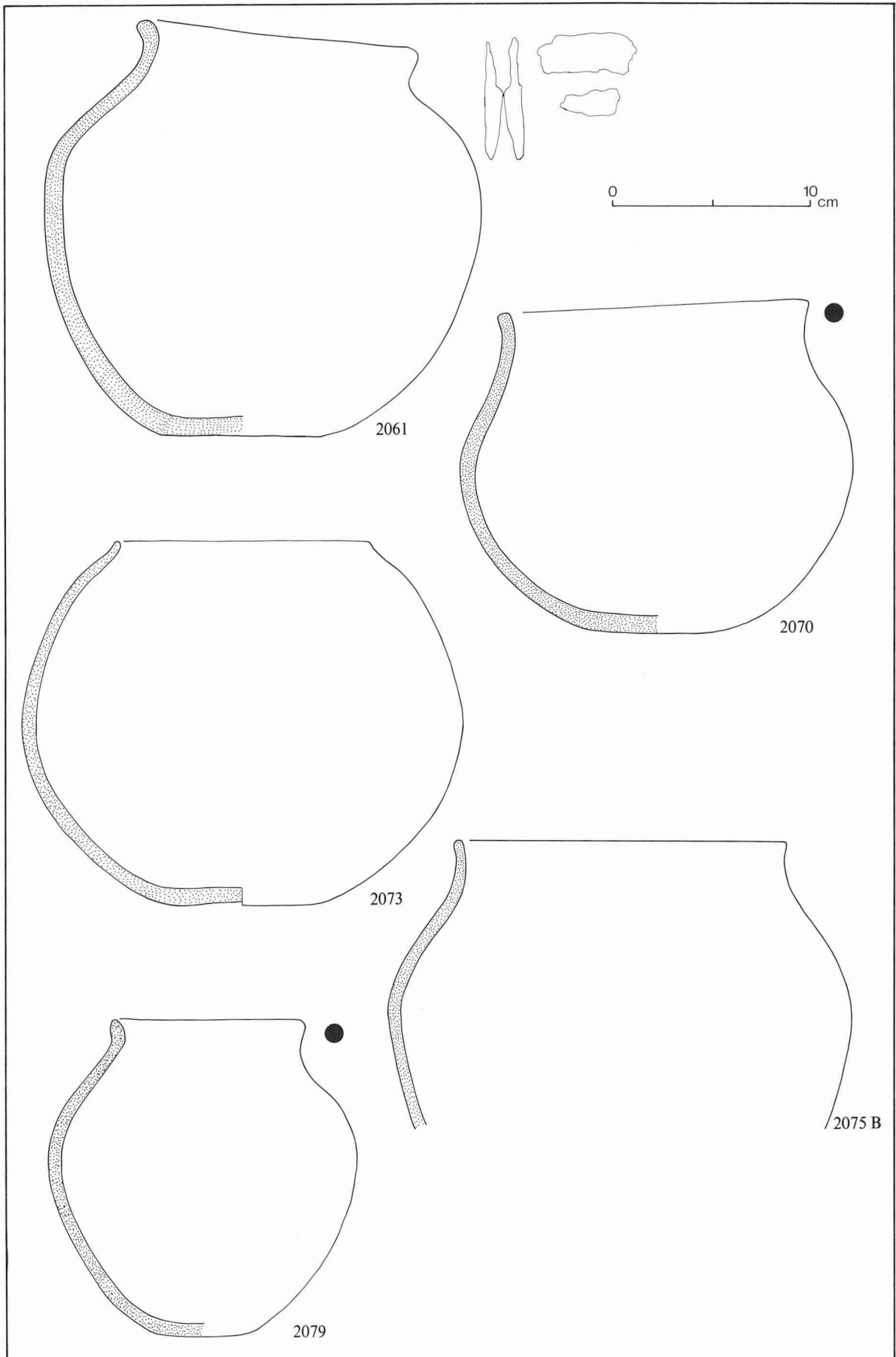


Fig.20. Undecorated pottery. Scale 1:3.



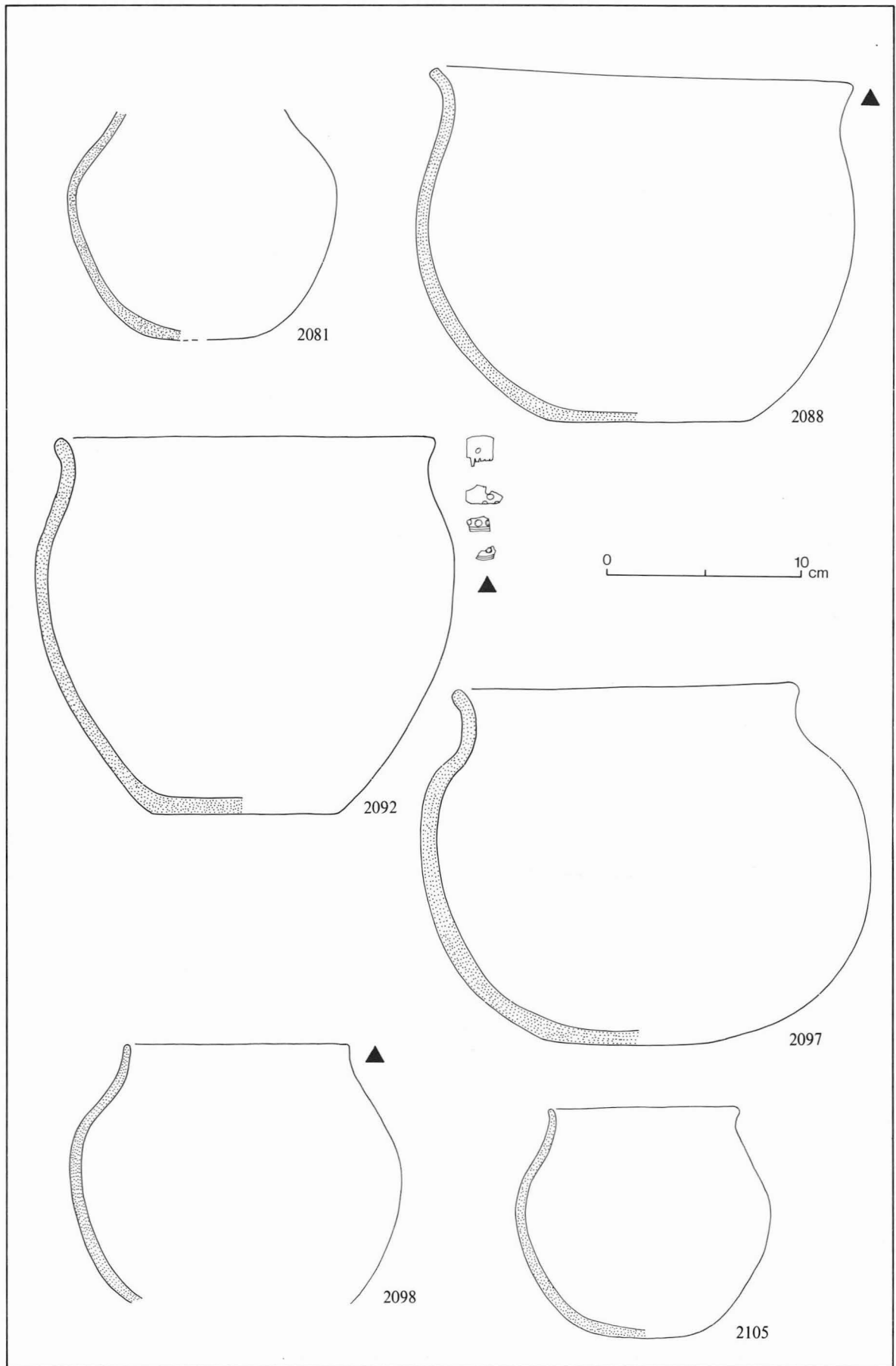


Fig. 21. Undecorated pottery. Scale 1:3.

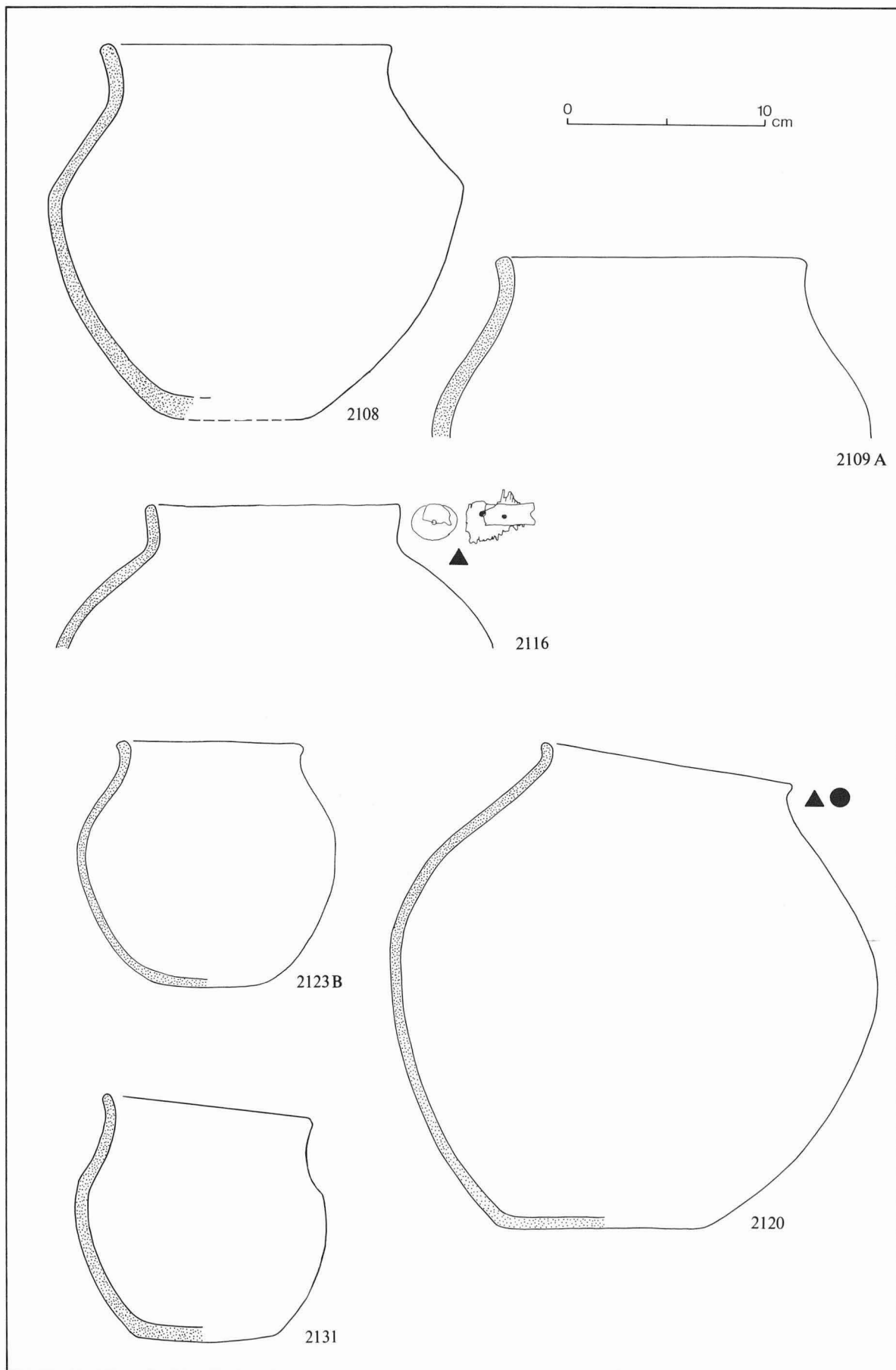


Fig. 22. Undecorated pottery. Scale 1:3.

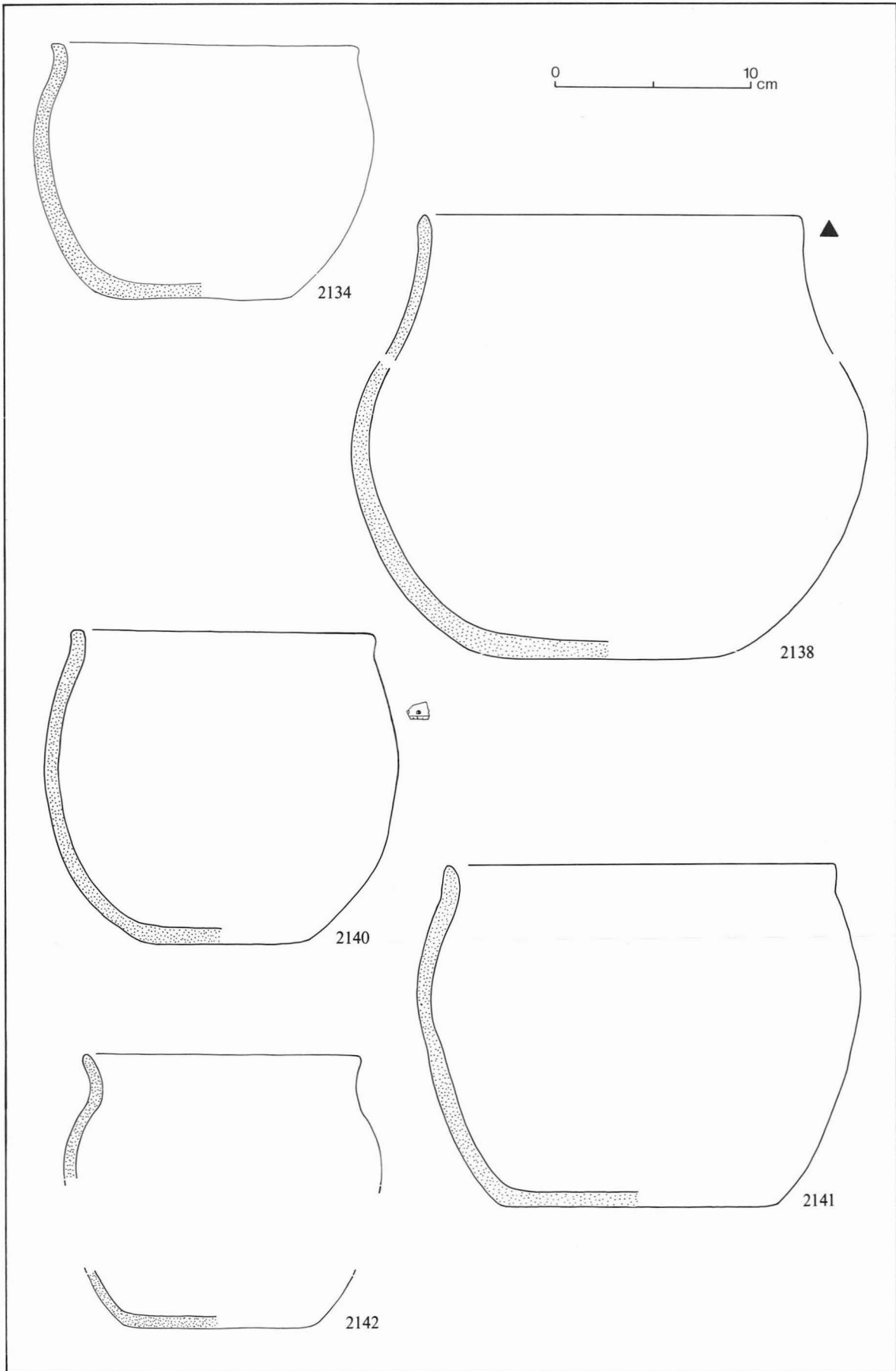


Fig. 23. Undecorated pottery. Scale 1:3.

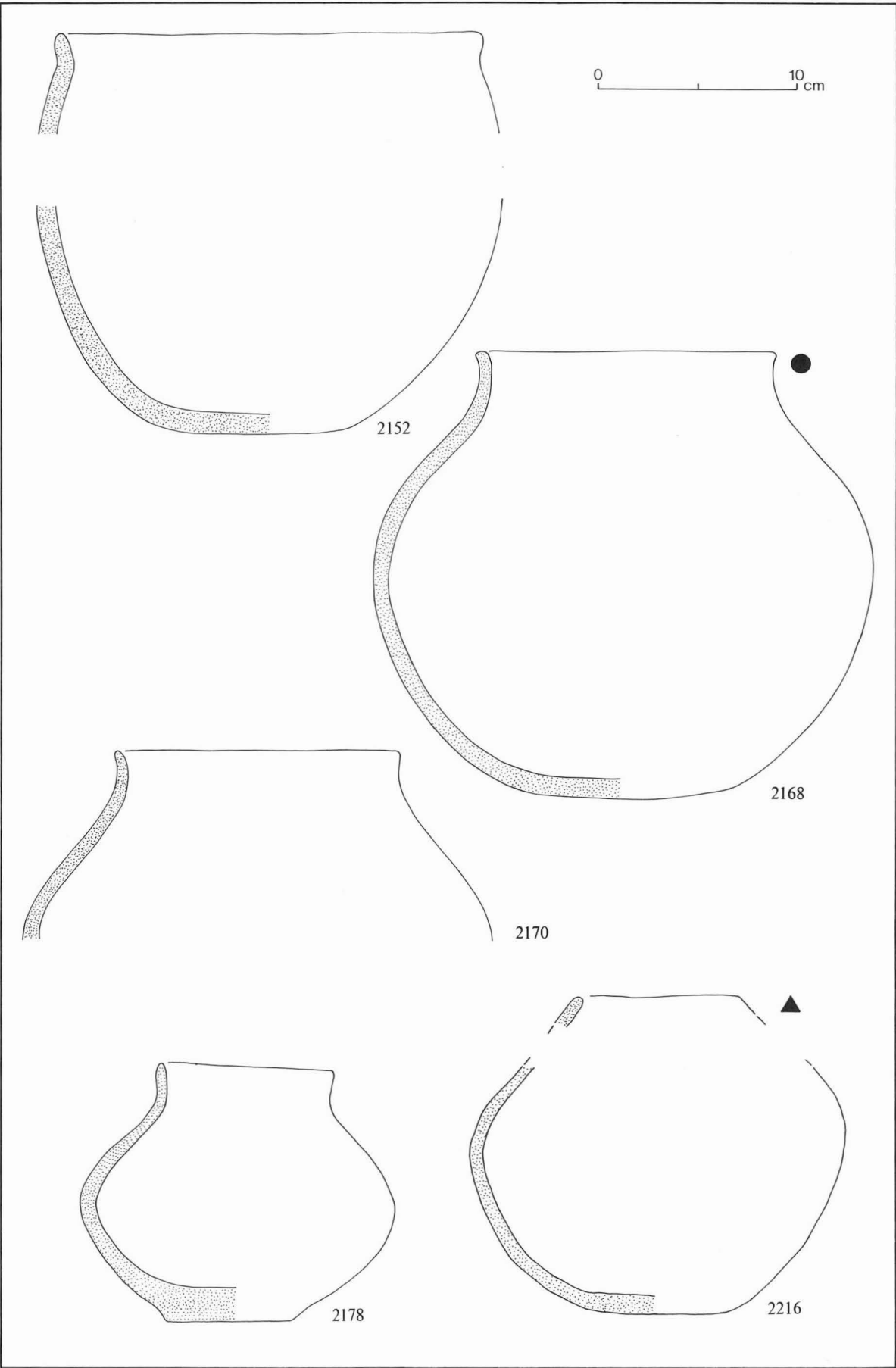


Fig.24. Undecorated pottery. Scale 1:3.

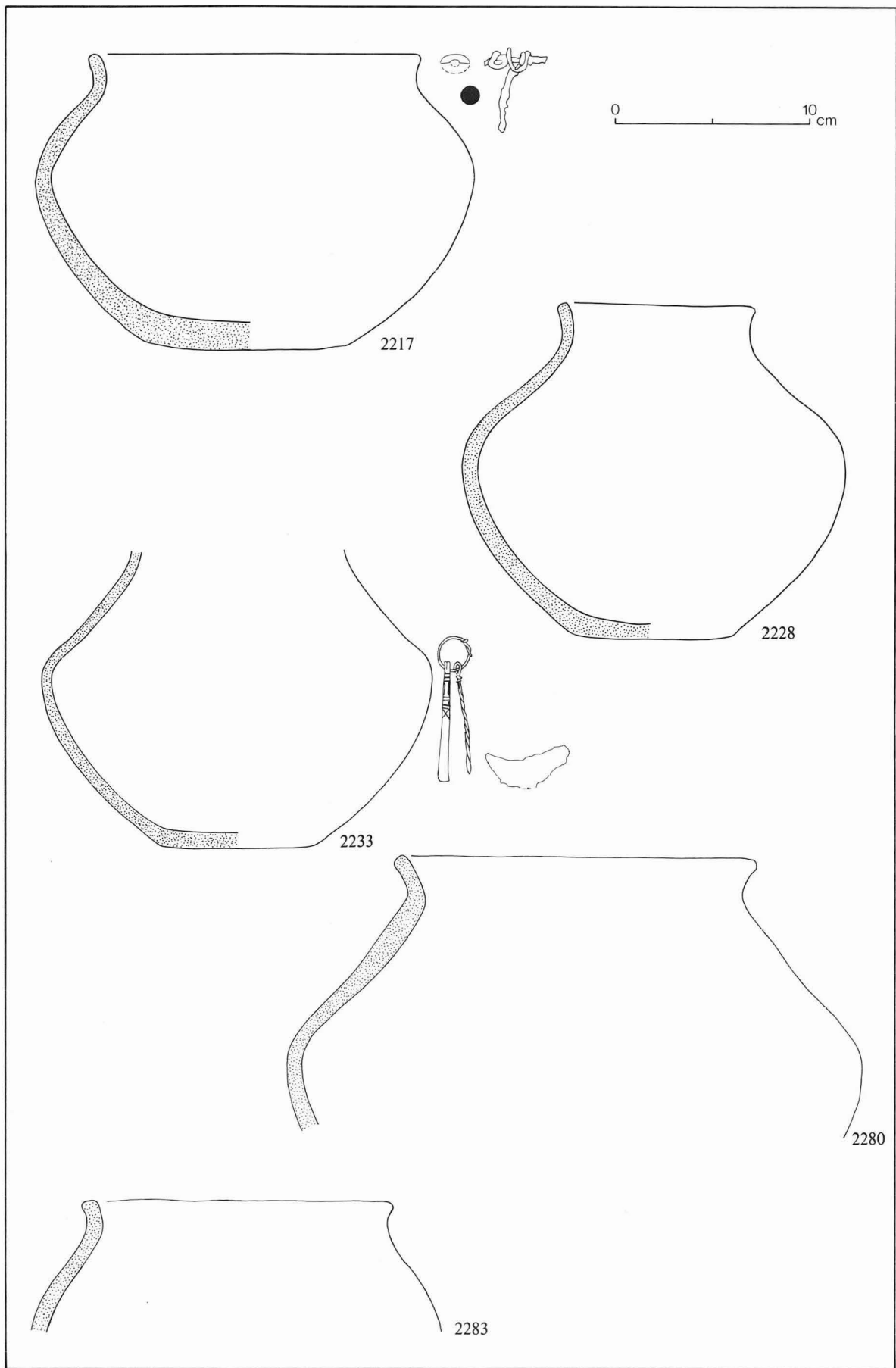


Fig. 25. Undecorated pottery. Scale 1:3.

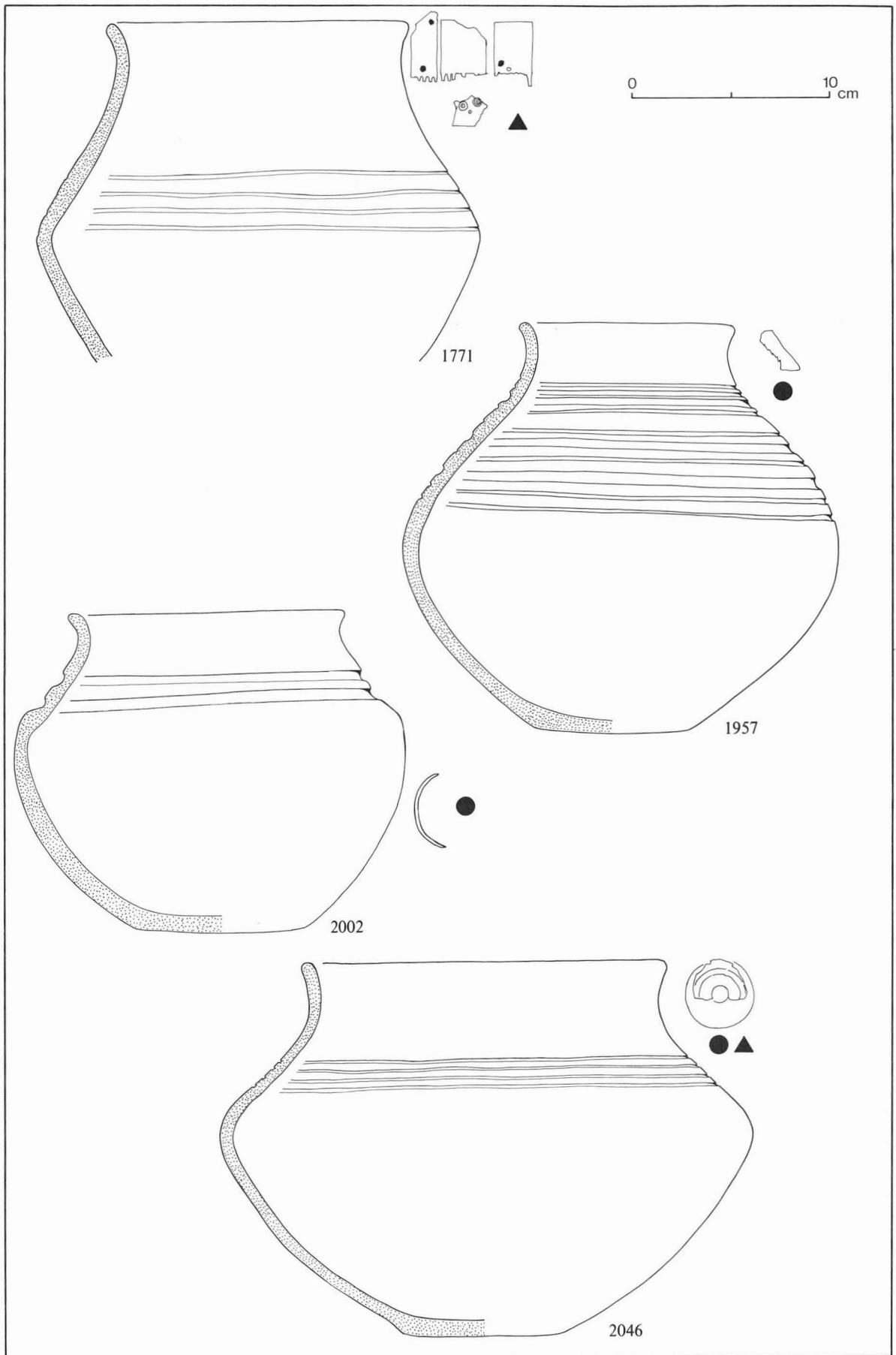


Fig.26. Pots with linear decoration. Scale 1:3.

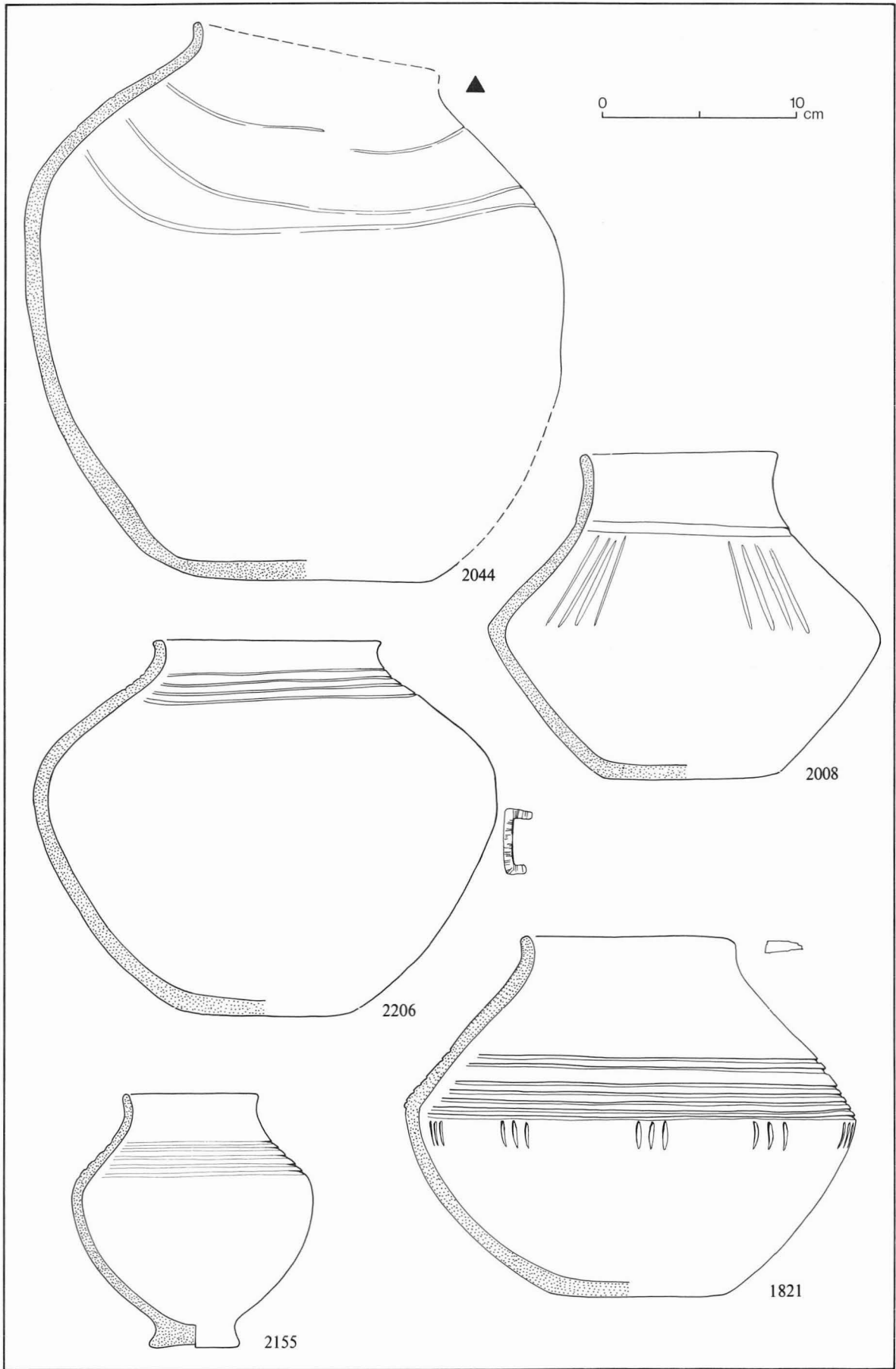


Fig.27. Pots with linear decoration. Scale 1:3.



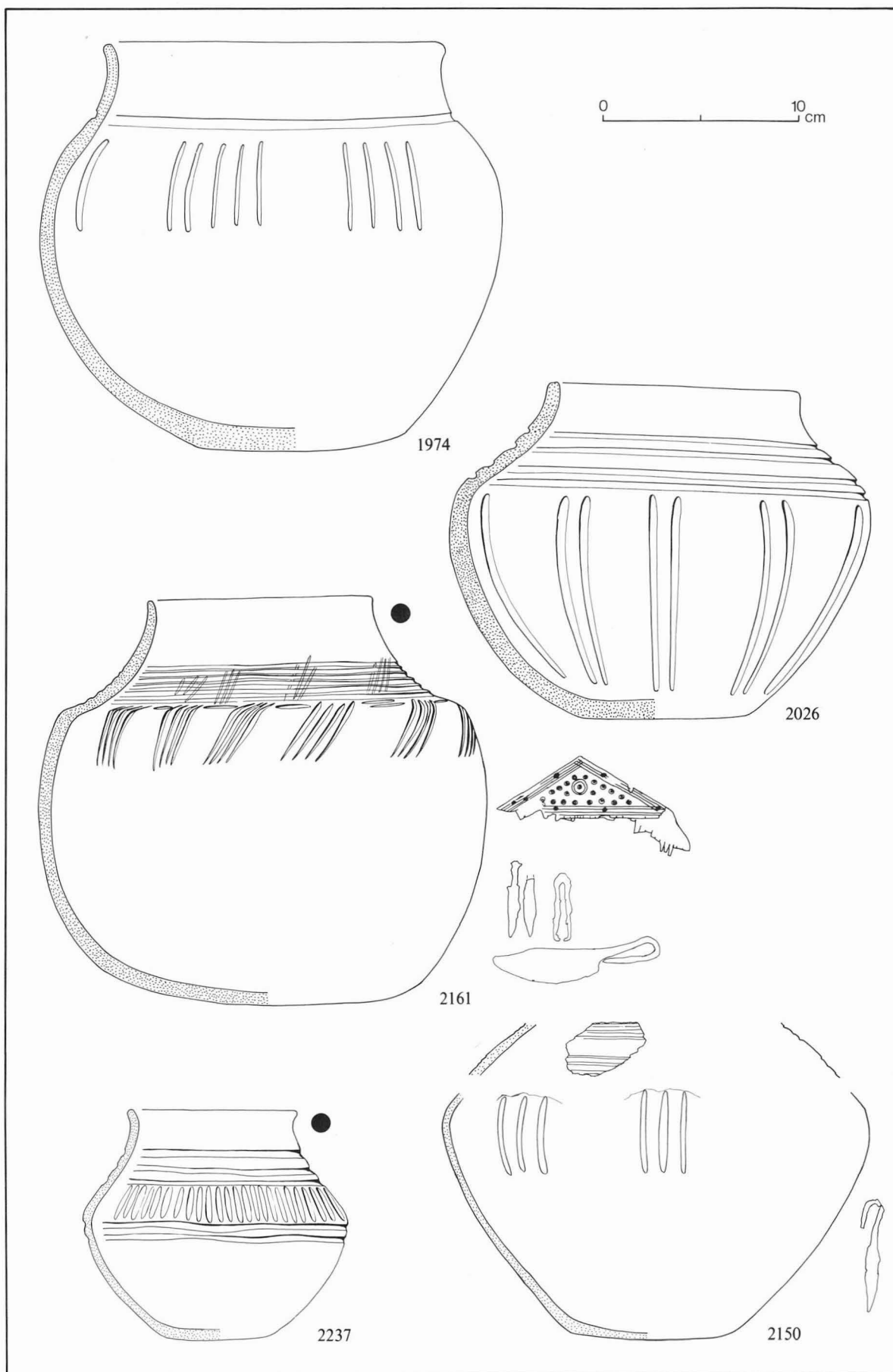


Fig.28. Pots with linear decoration. Scale 1:3.

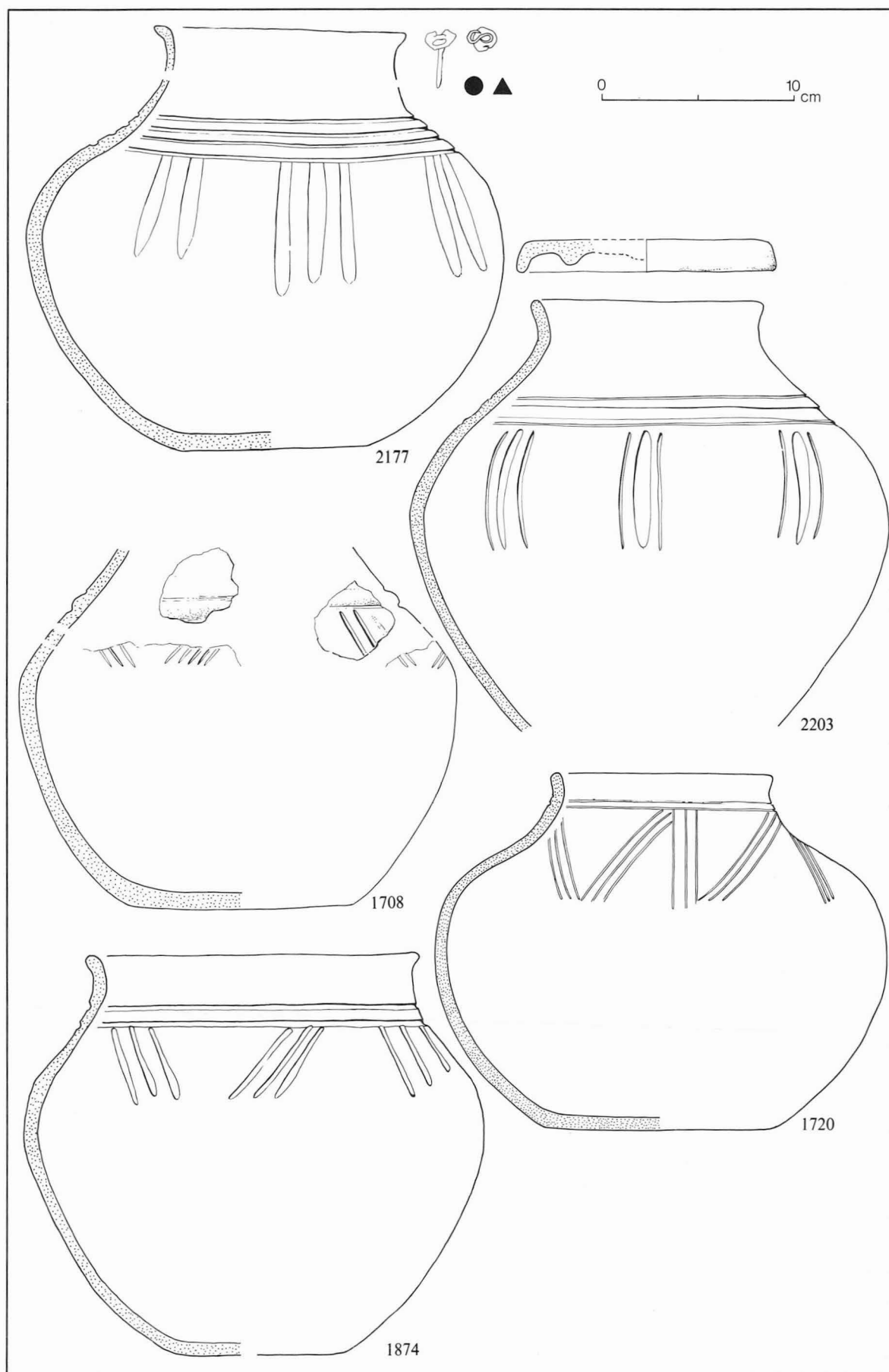


Fig. 29. Pots with linear decoration. Scale 1:3.

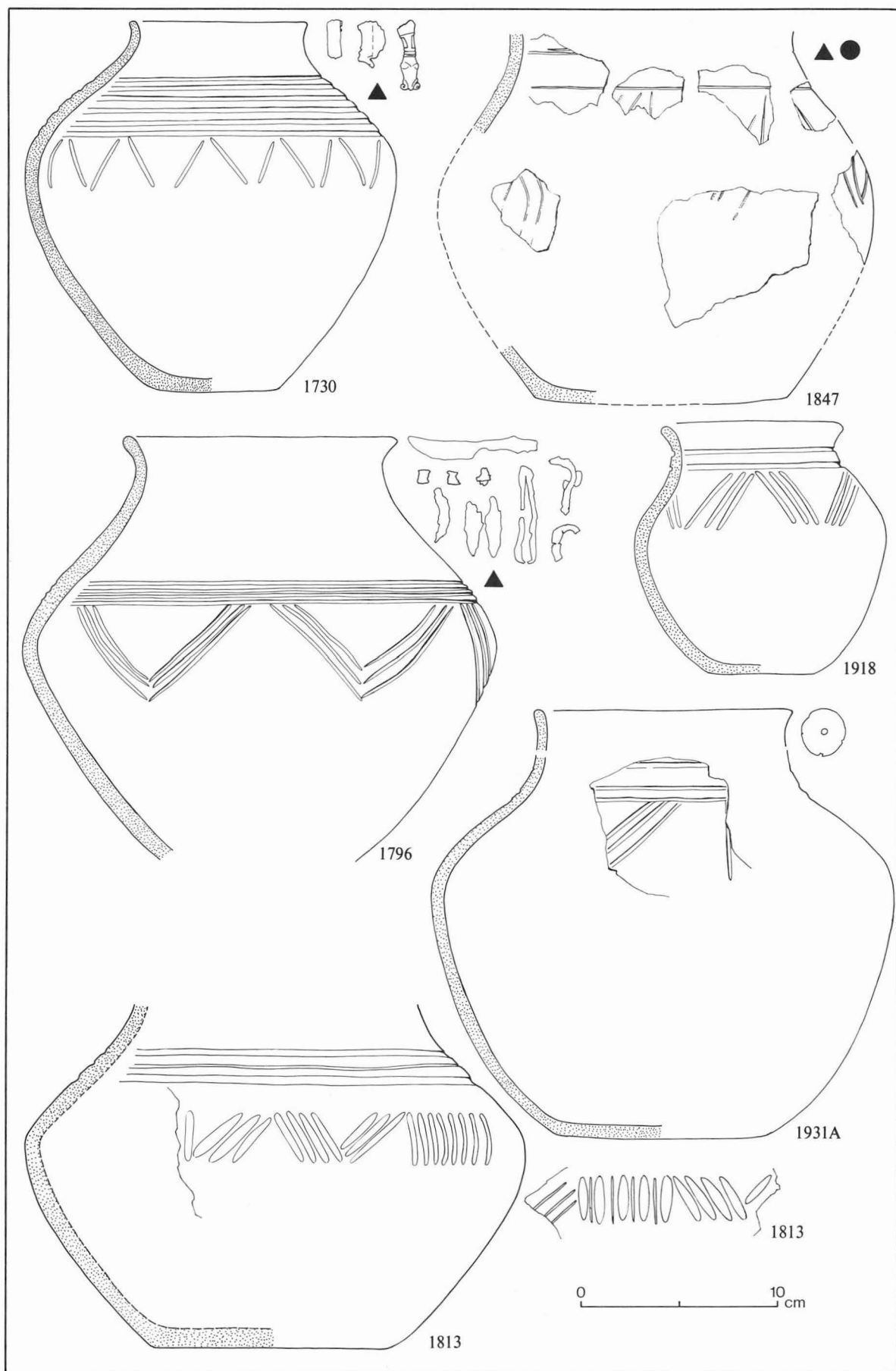


Fig.30. Pots with linear decoration. Scale 1:3.

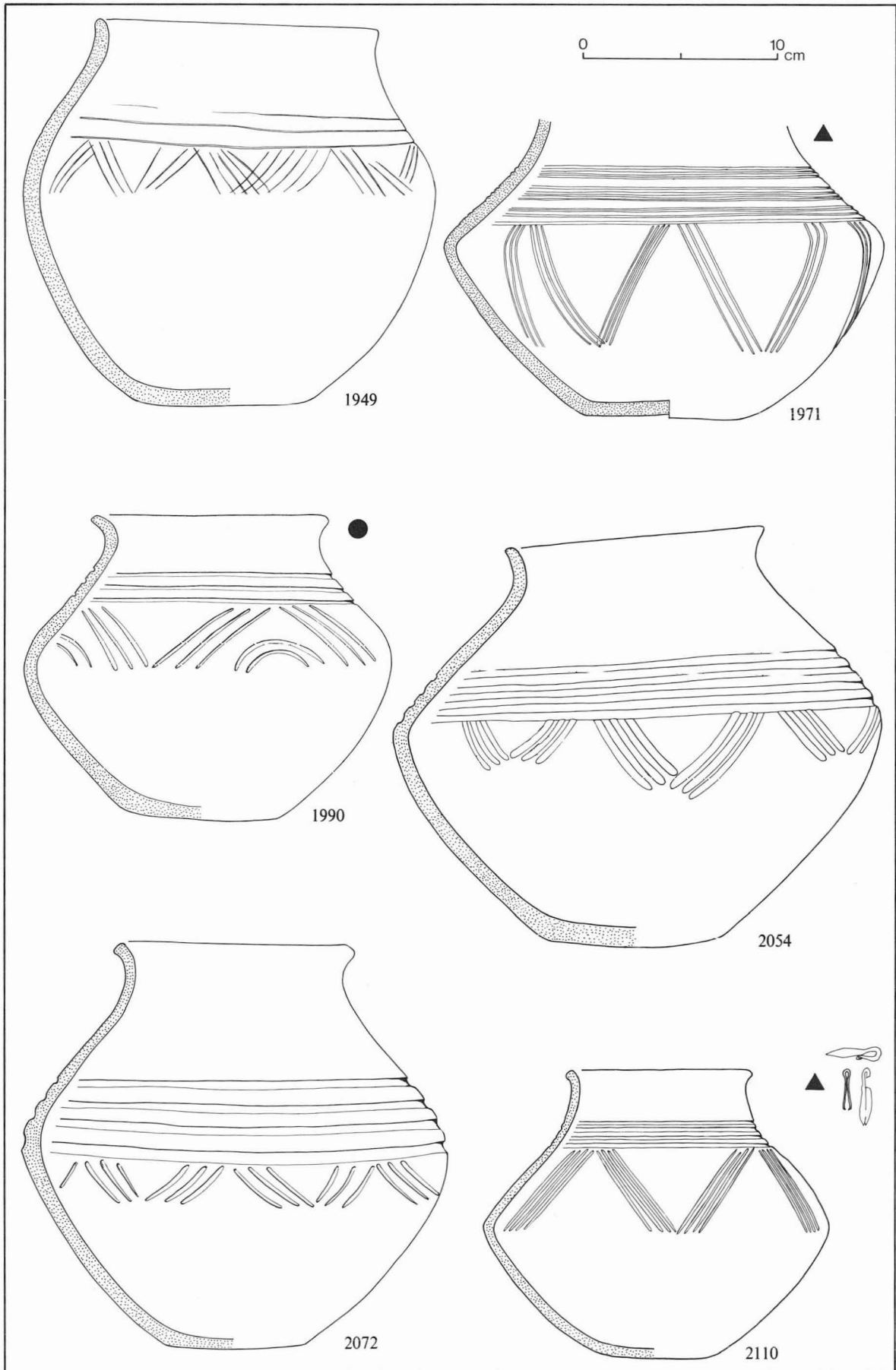


Fig.31. Pots with linear decoration. Scale 1:3.

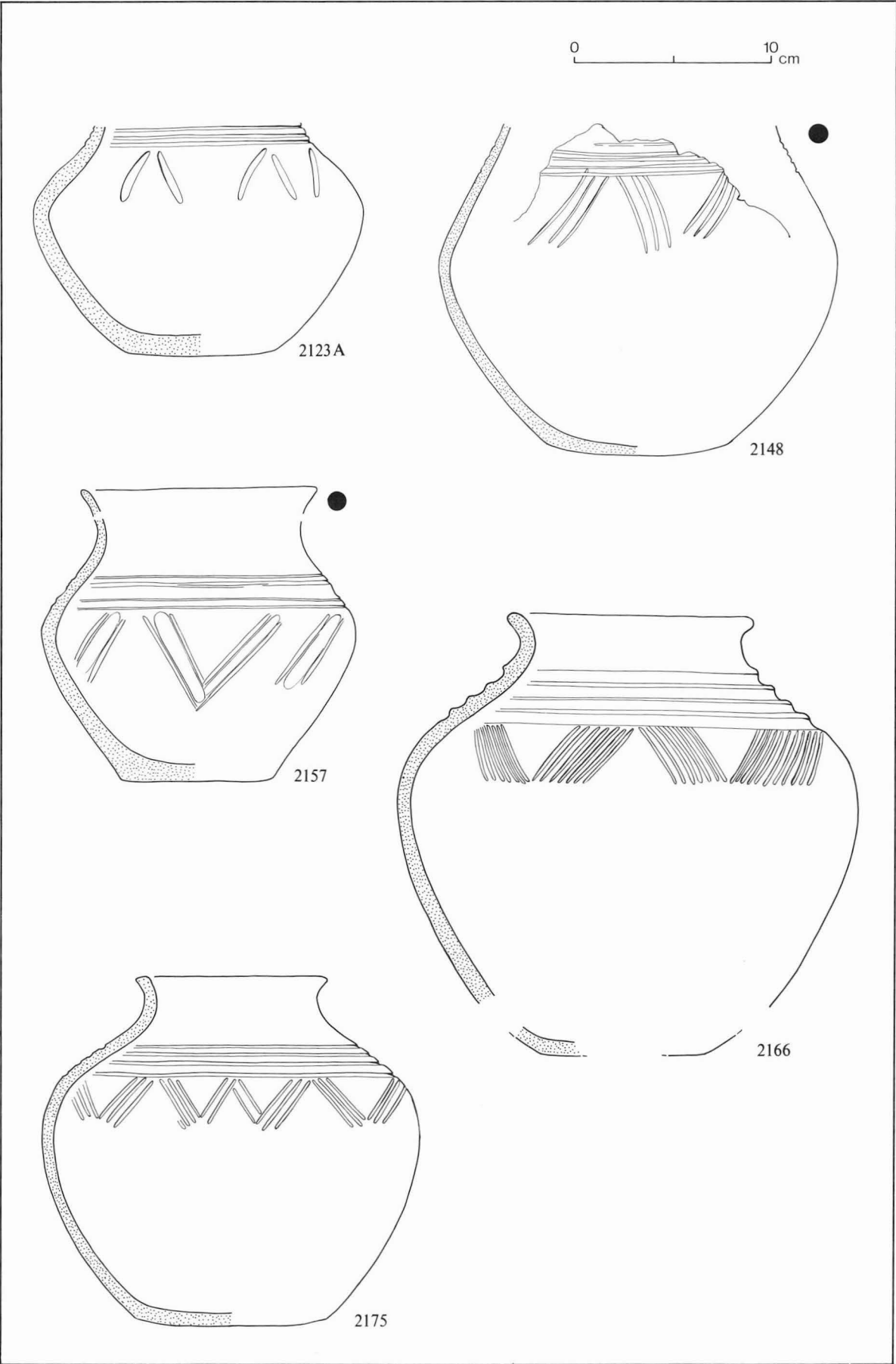


Fig.32. Pots with linear decoration. Scale 1:3.

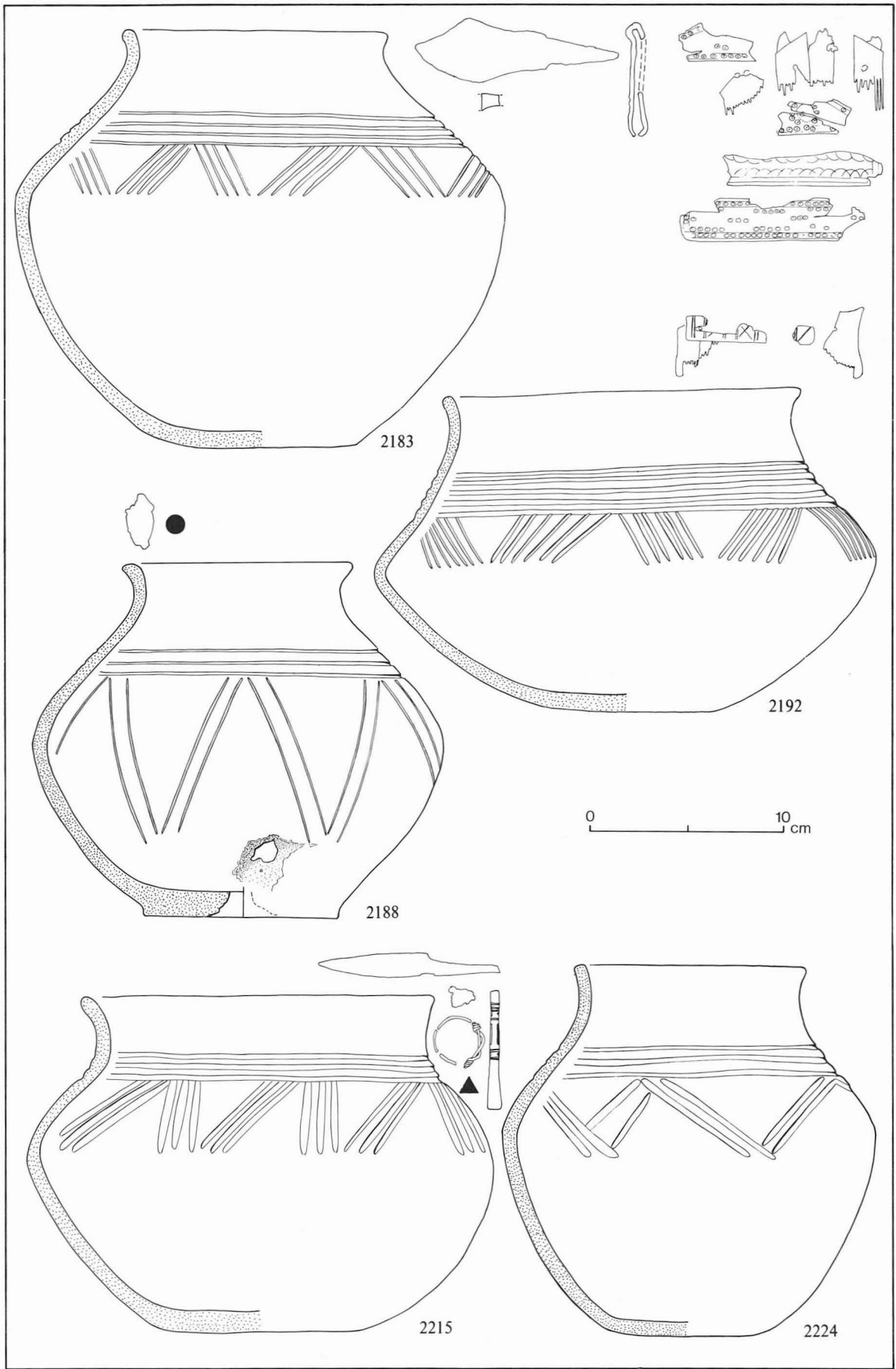


Fig.33. Pots with linear decoration. Scale 1:3.

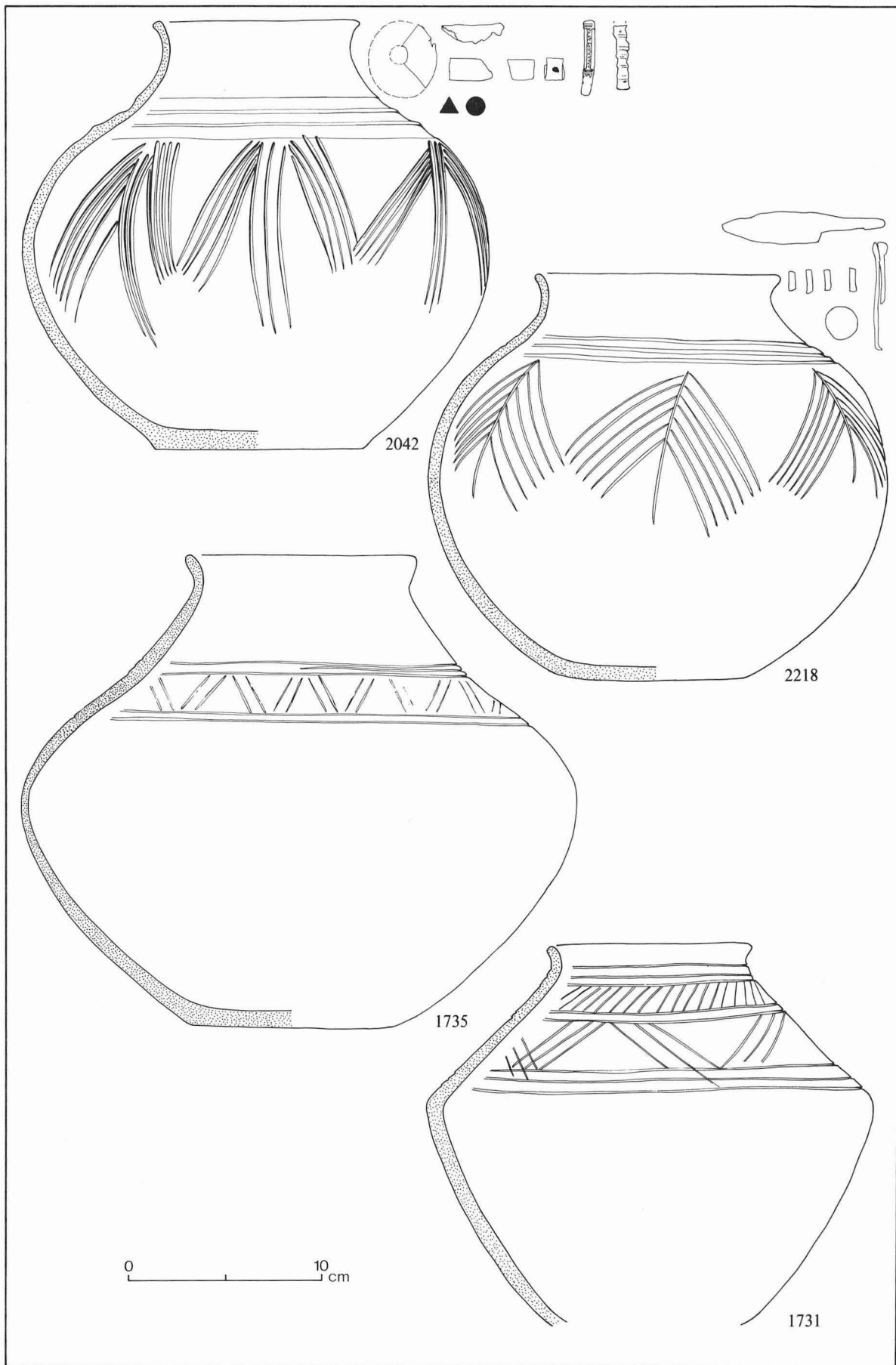


Fig. 34. Pots with linear decoration. Scale 1:3.



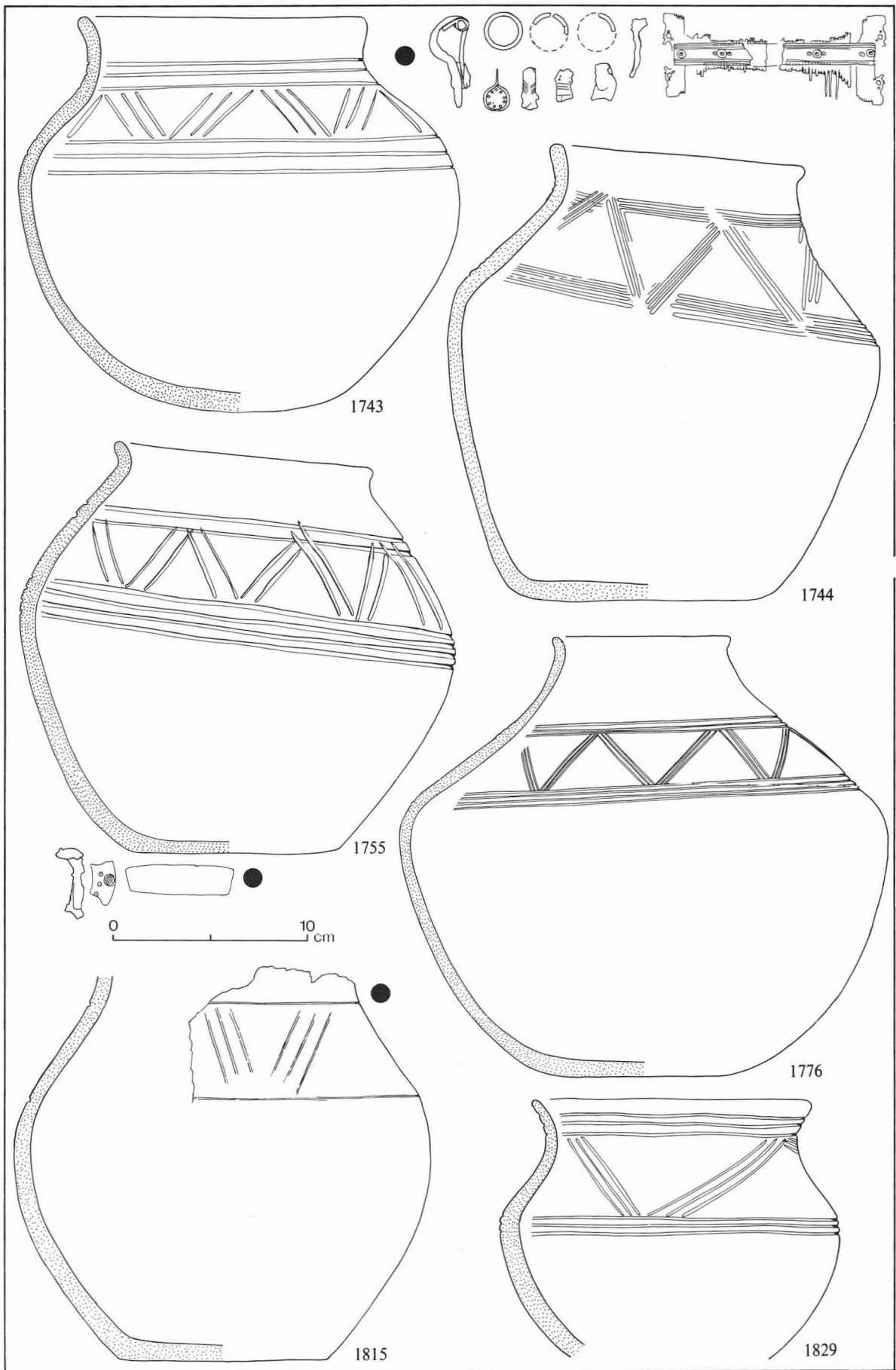


Fig.35. Pots with linear decoration. Scale 1:3.

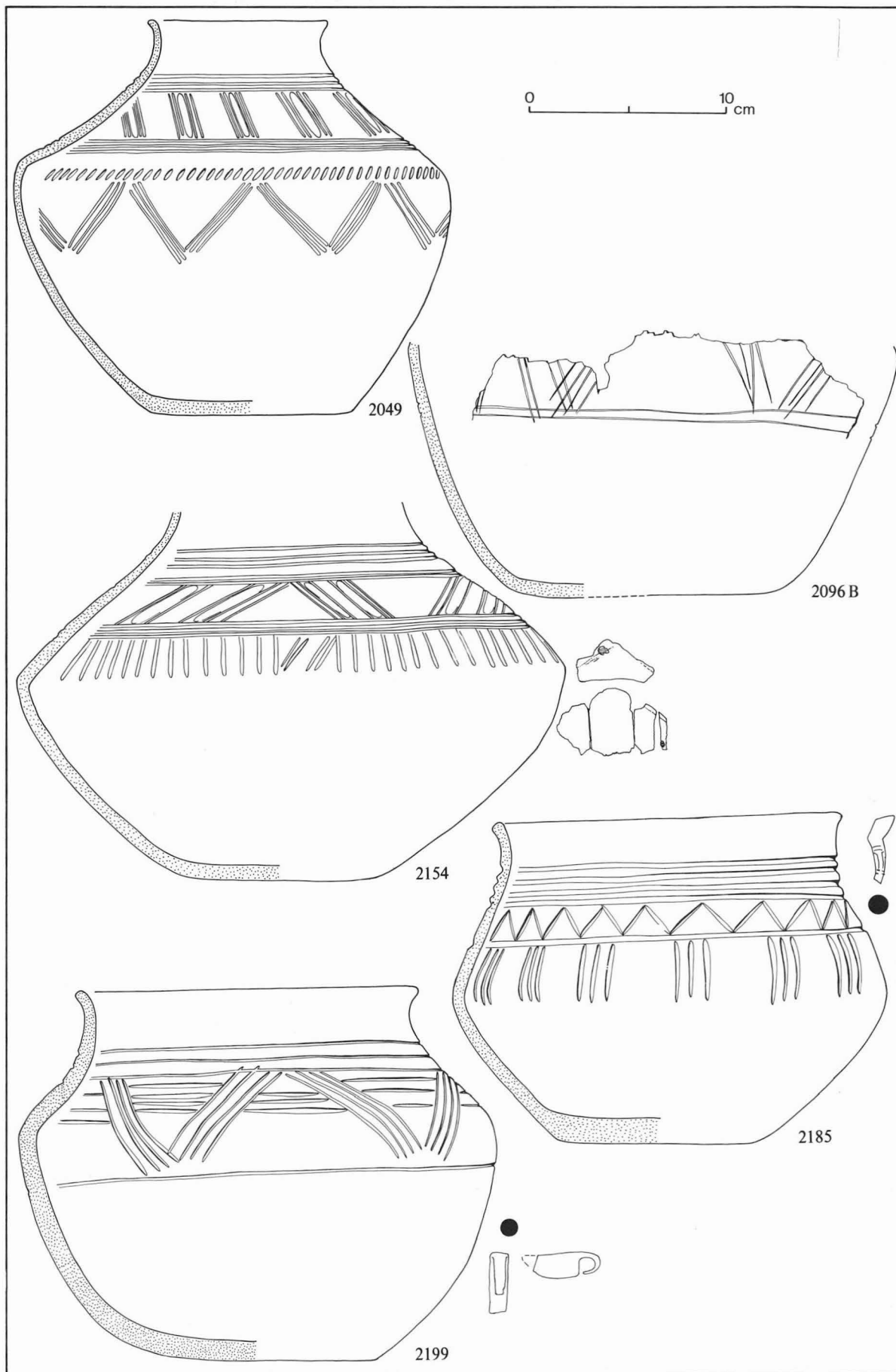


Fig.36. Pots with linear decoration. Scale 1:3.

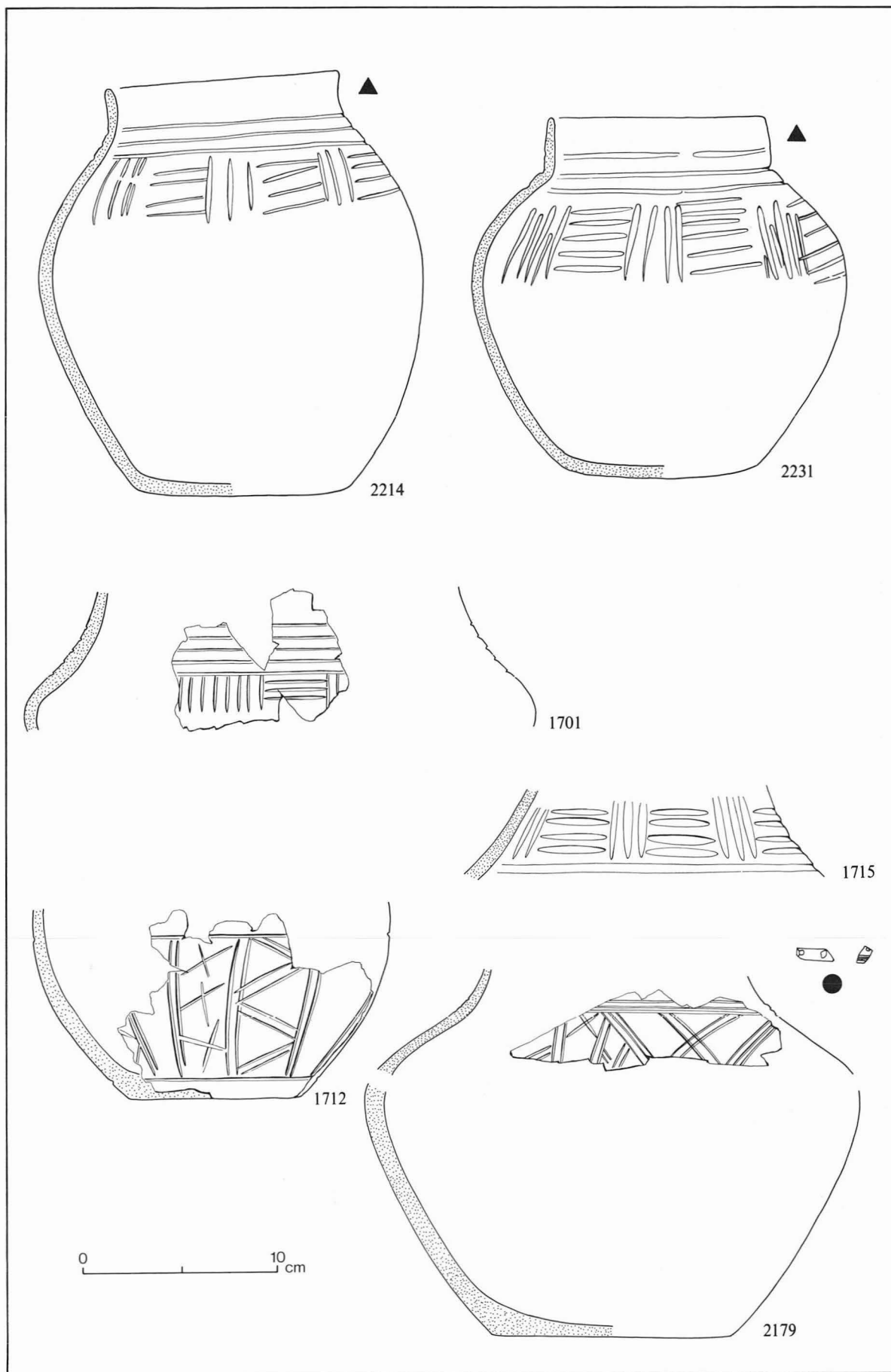


Fig.37. Pots with linear decoration. Scale 1:3.

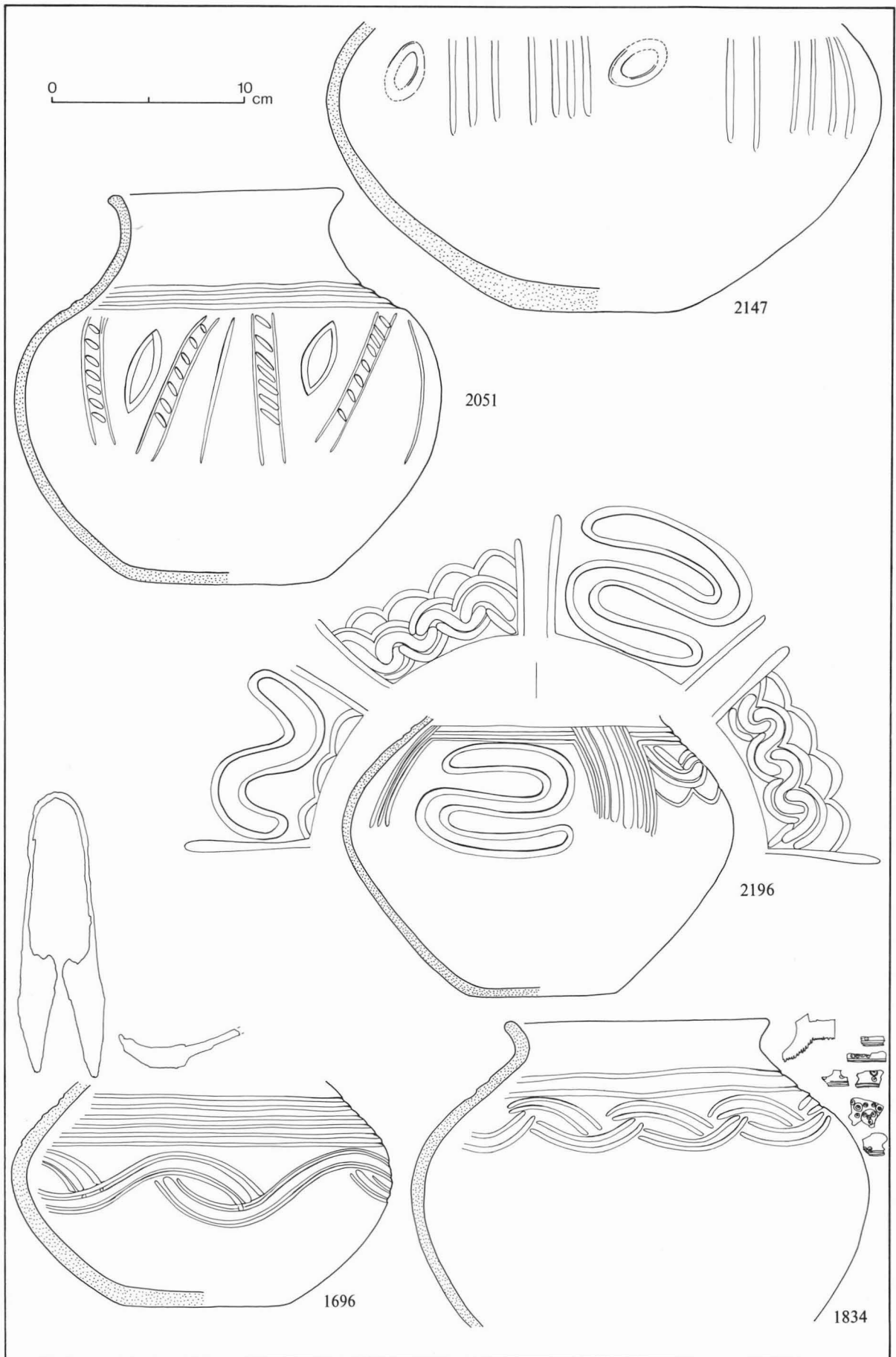


Fig. 38. Pots with linear decoration. Scale 1:3.

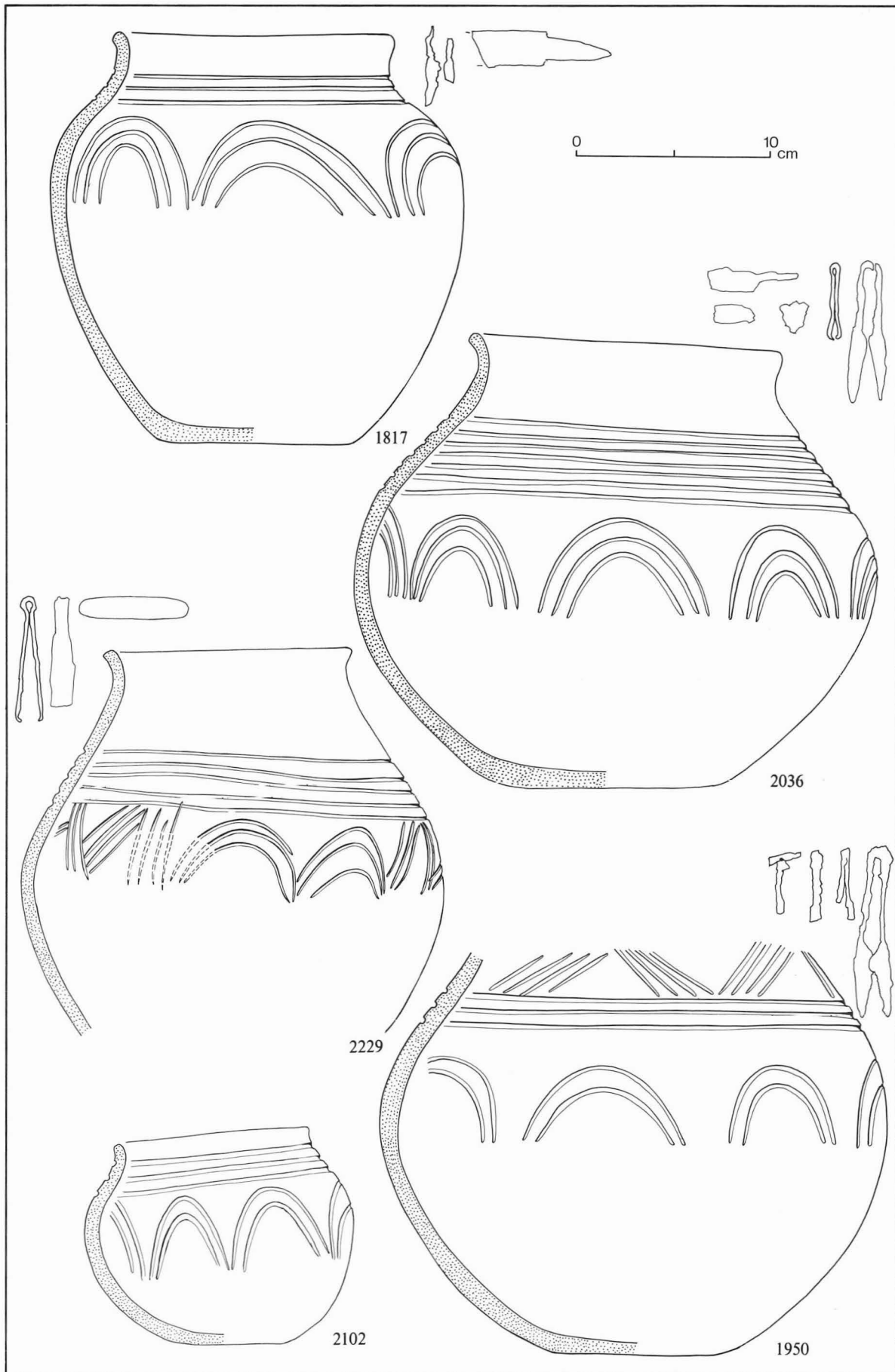


Fig. 39. Pots with linear decoration. Scale 1:3.

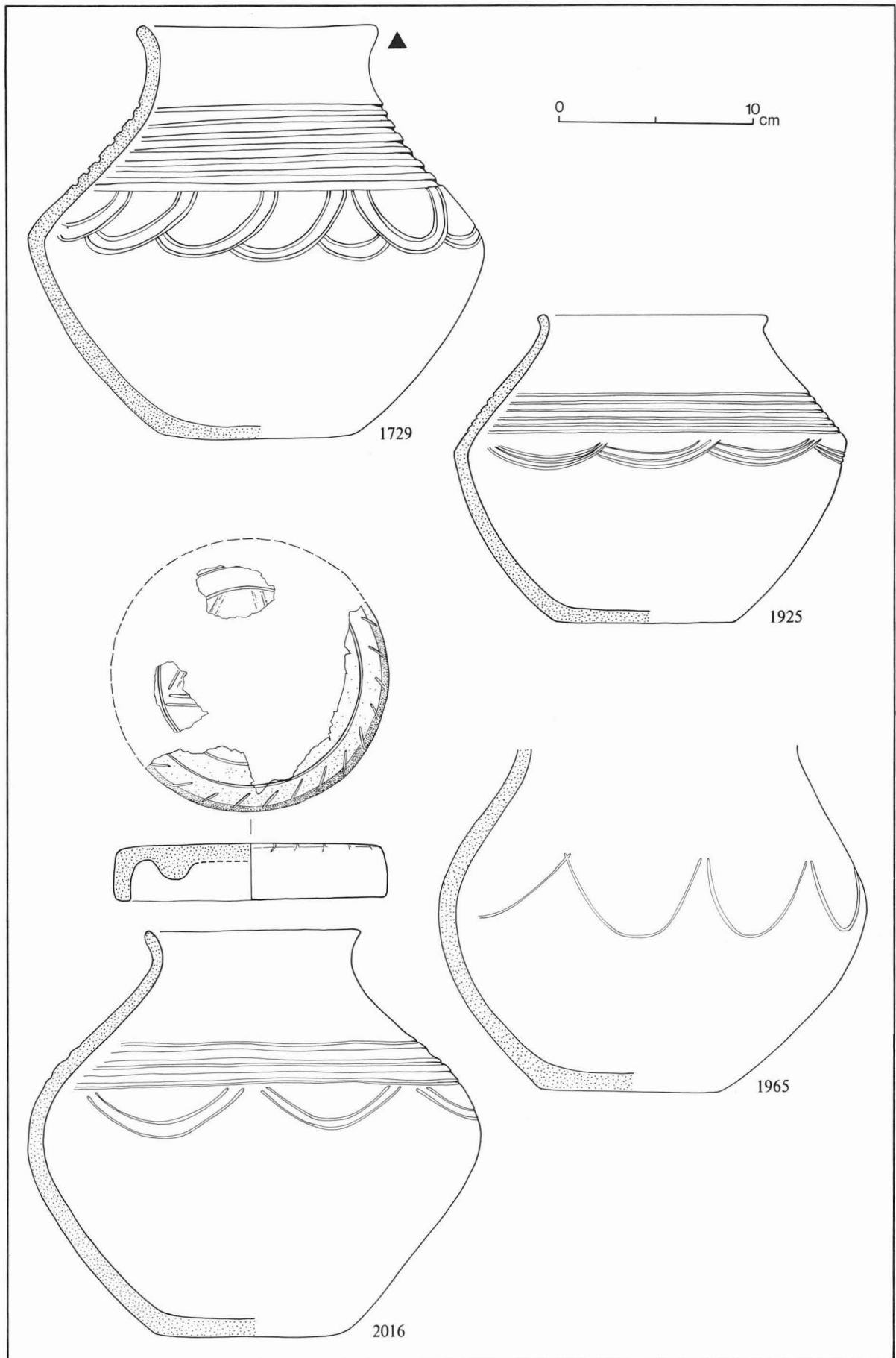


Fig.40. Pots with linear decoration. Scale 1:3.

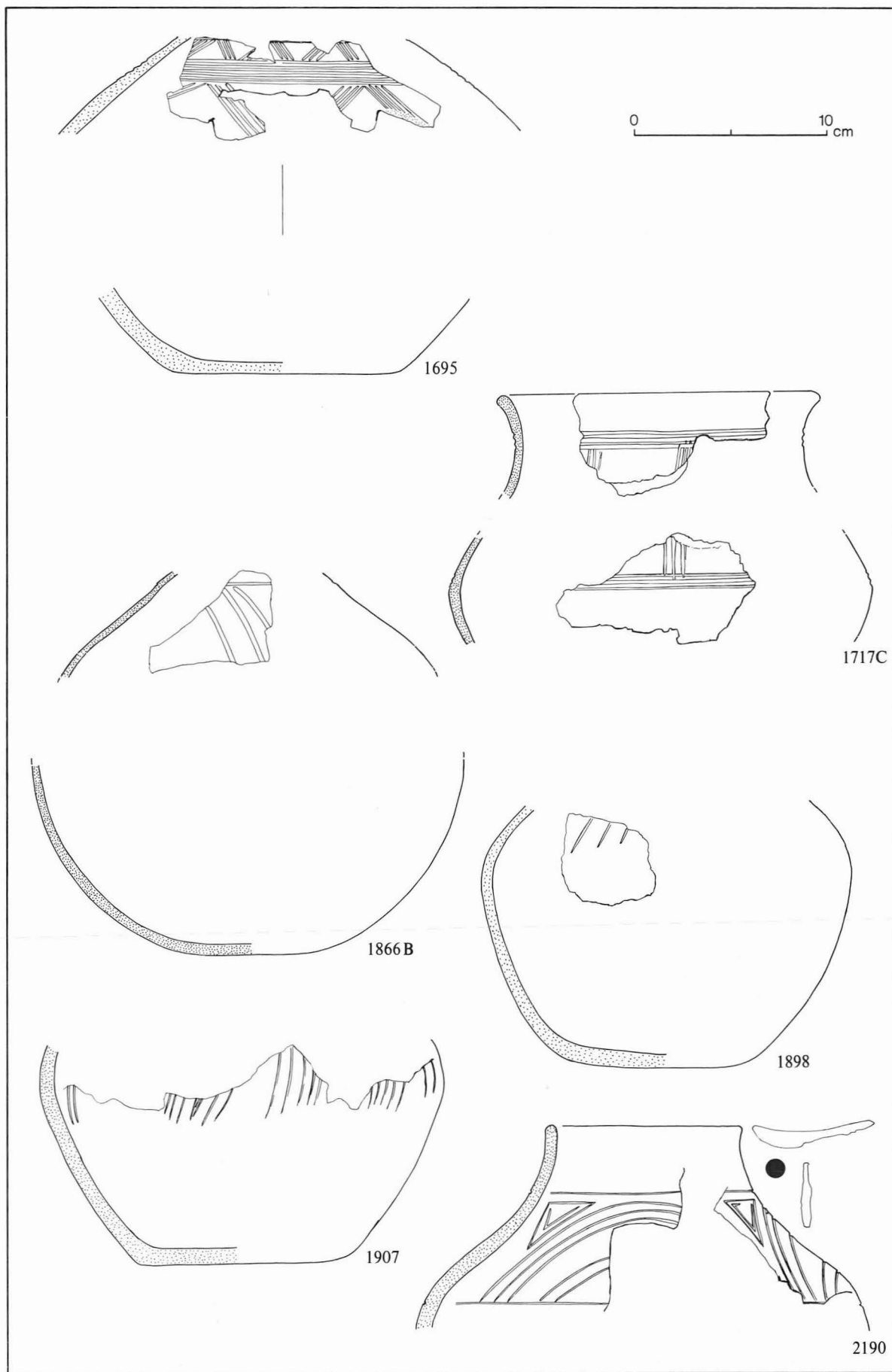


Fig.41. Pots with linear decoration. Scale 1:3.



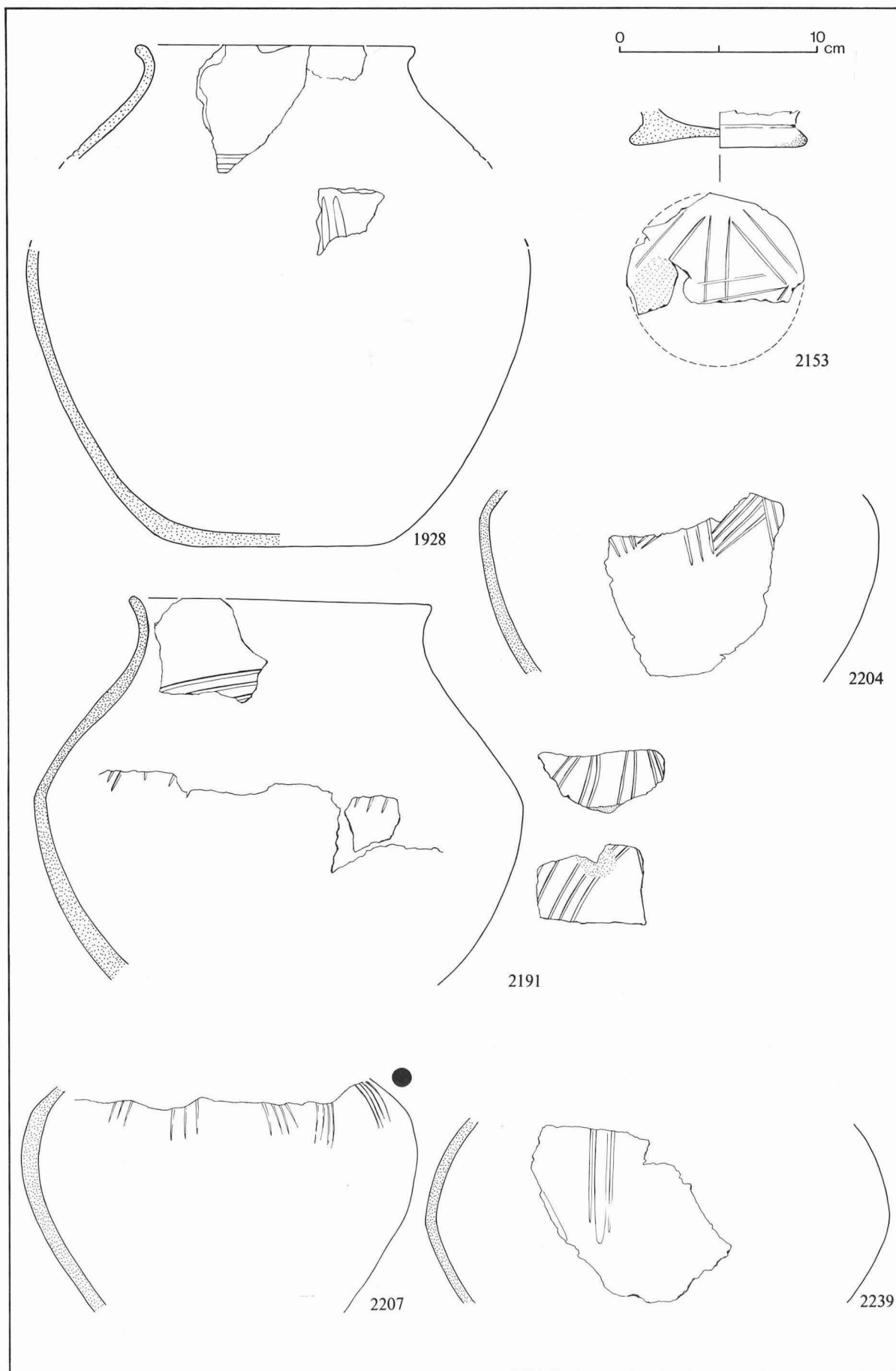


Fig.42. Pots with linear decoration. Scale 1:3.

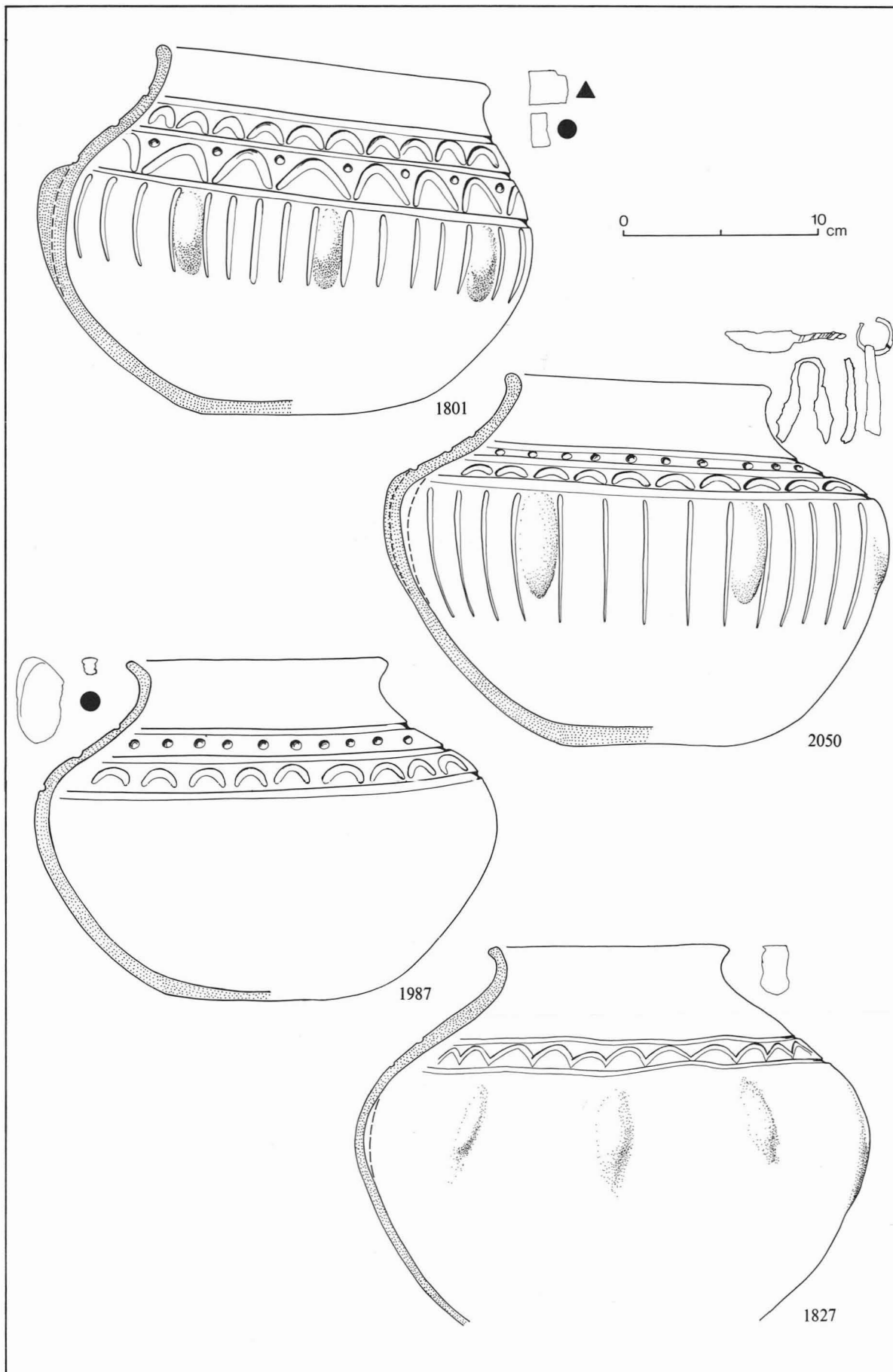


Fig.43. Pots with linear, bossed or indented decoration. Scale 1:3.

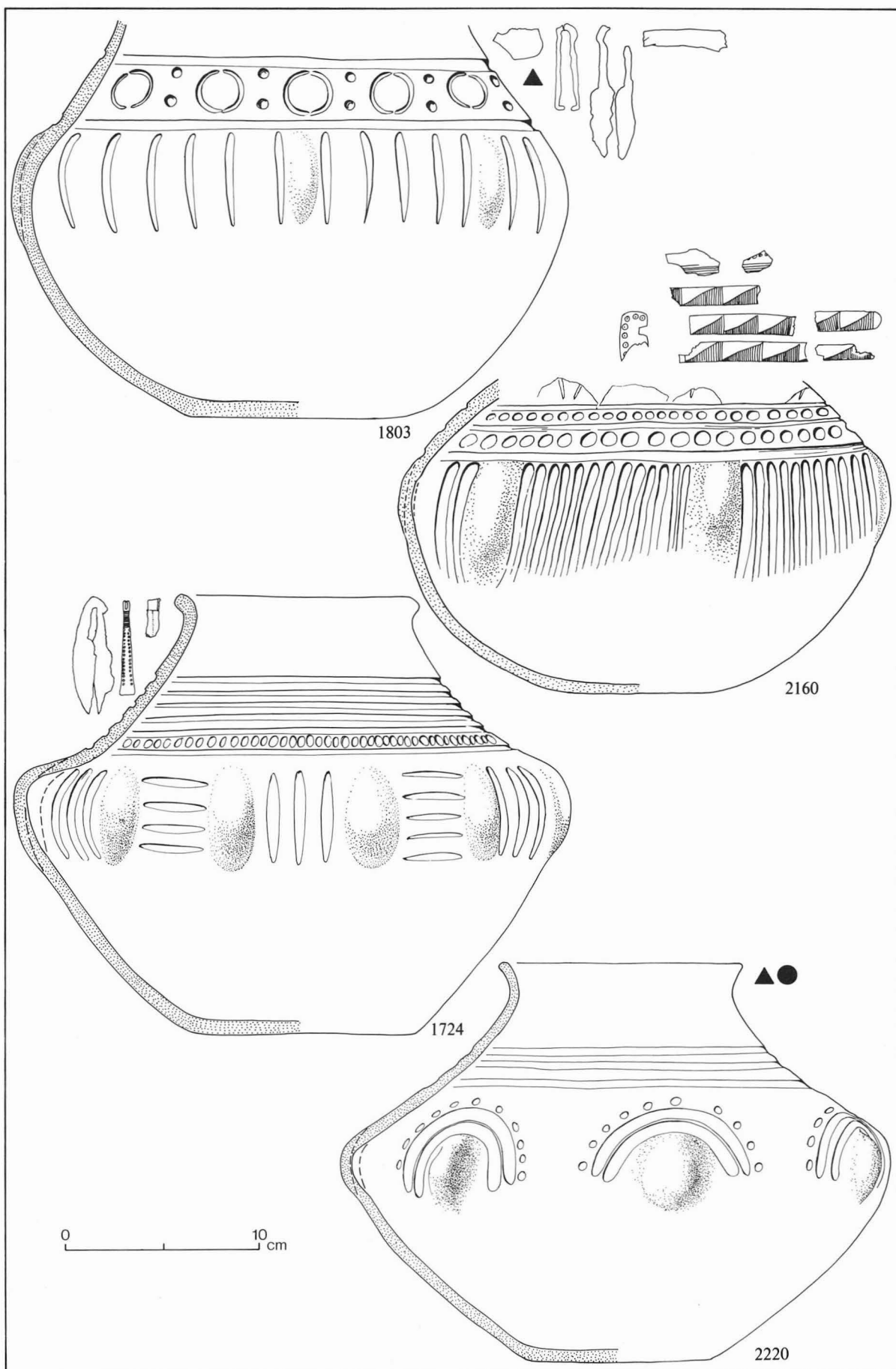


Fig.44. Pots with linear, bossed or indented decoration. Scale 1:3.

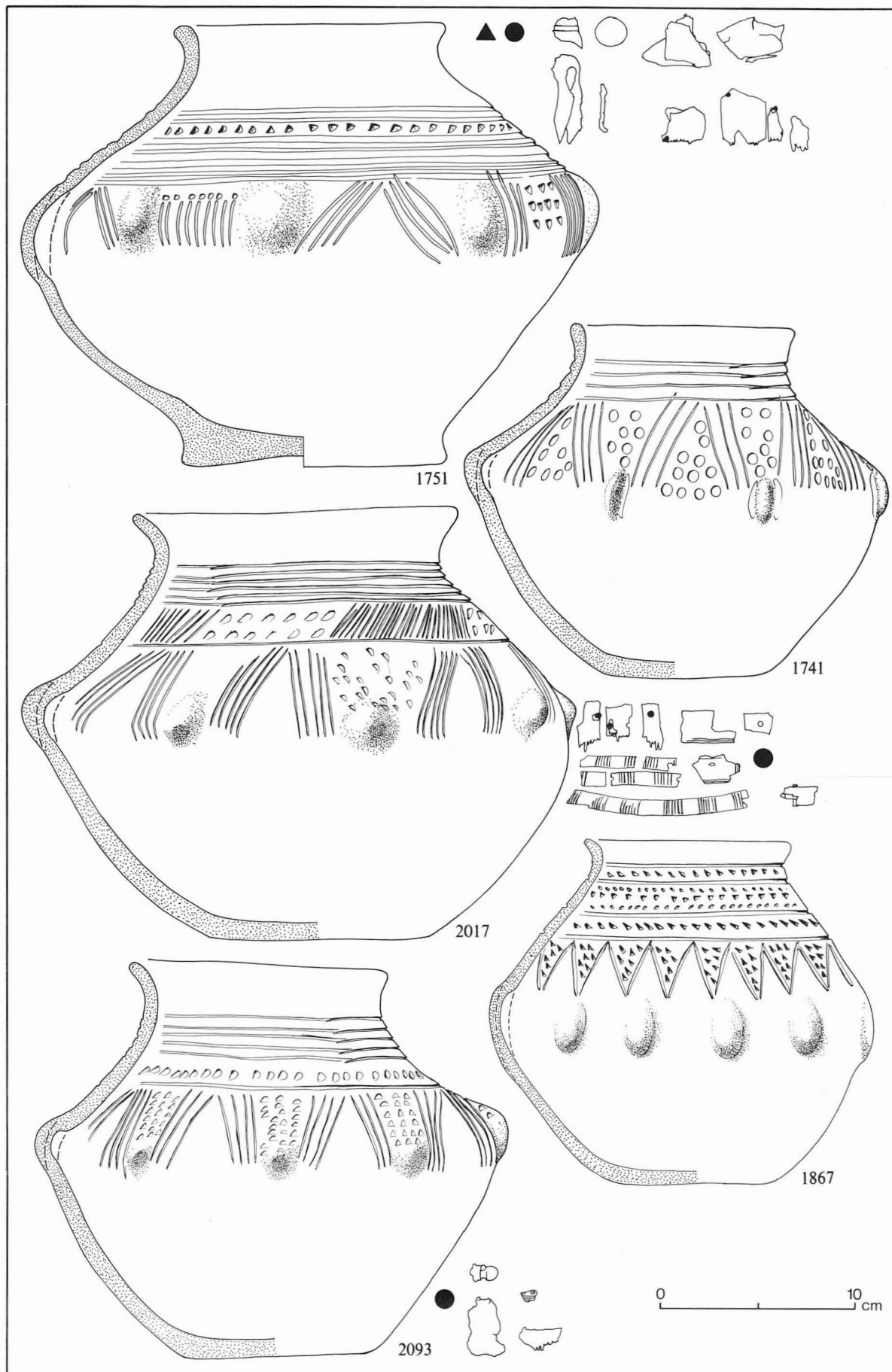


Fig.45. Pots with linear, bossed or indented decoration. Scale 1:3.

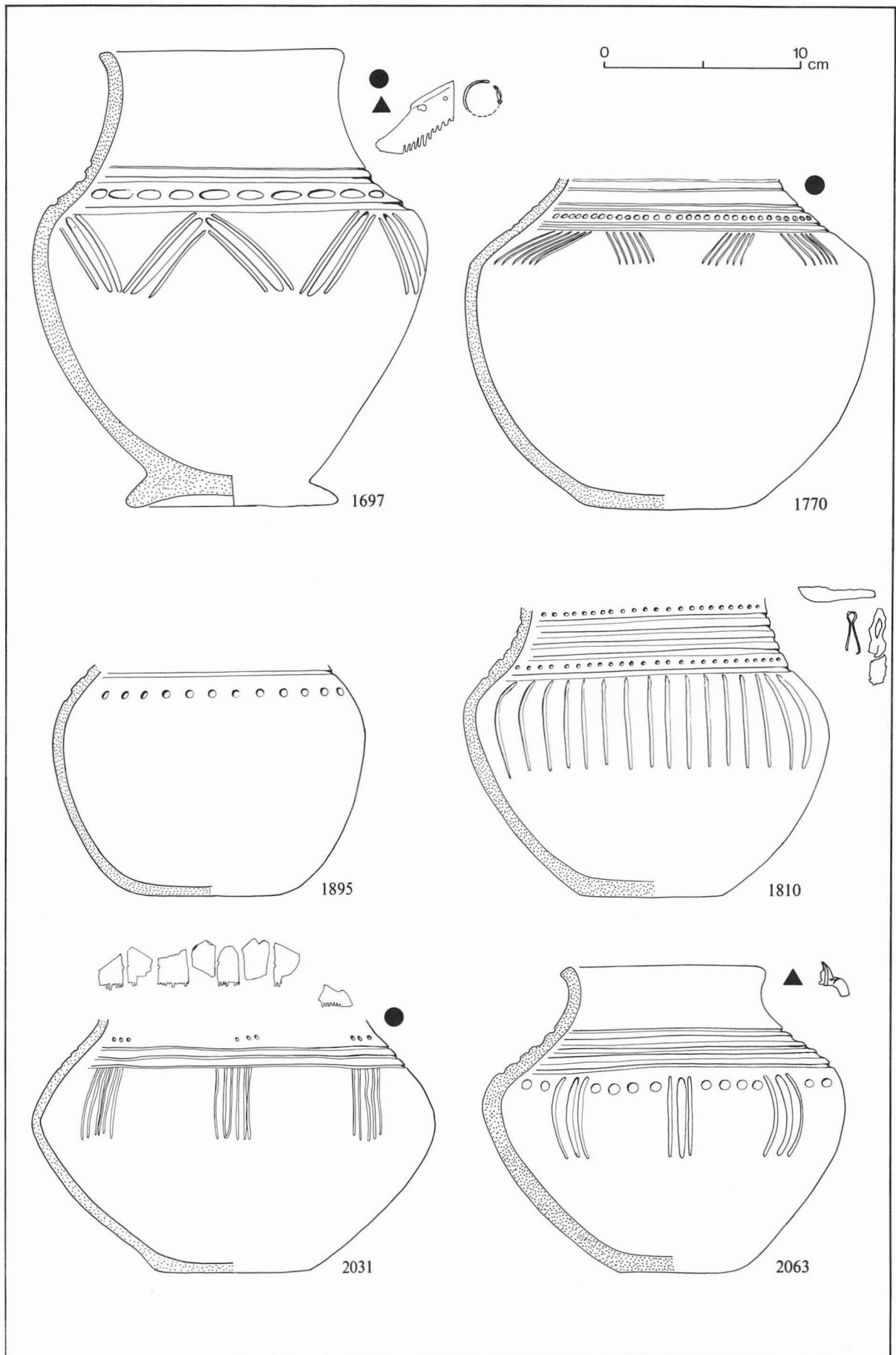


Fig.46. Pots with linear, bossed or indented decoration. Scale 1:3.

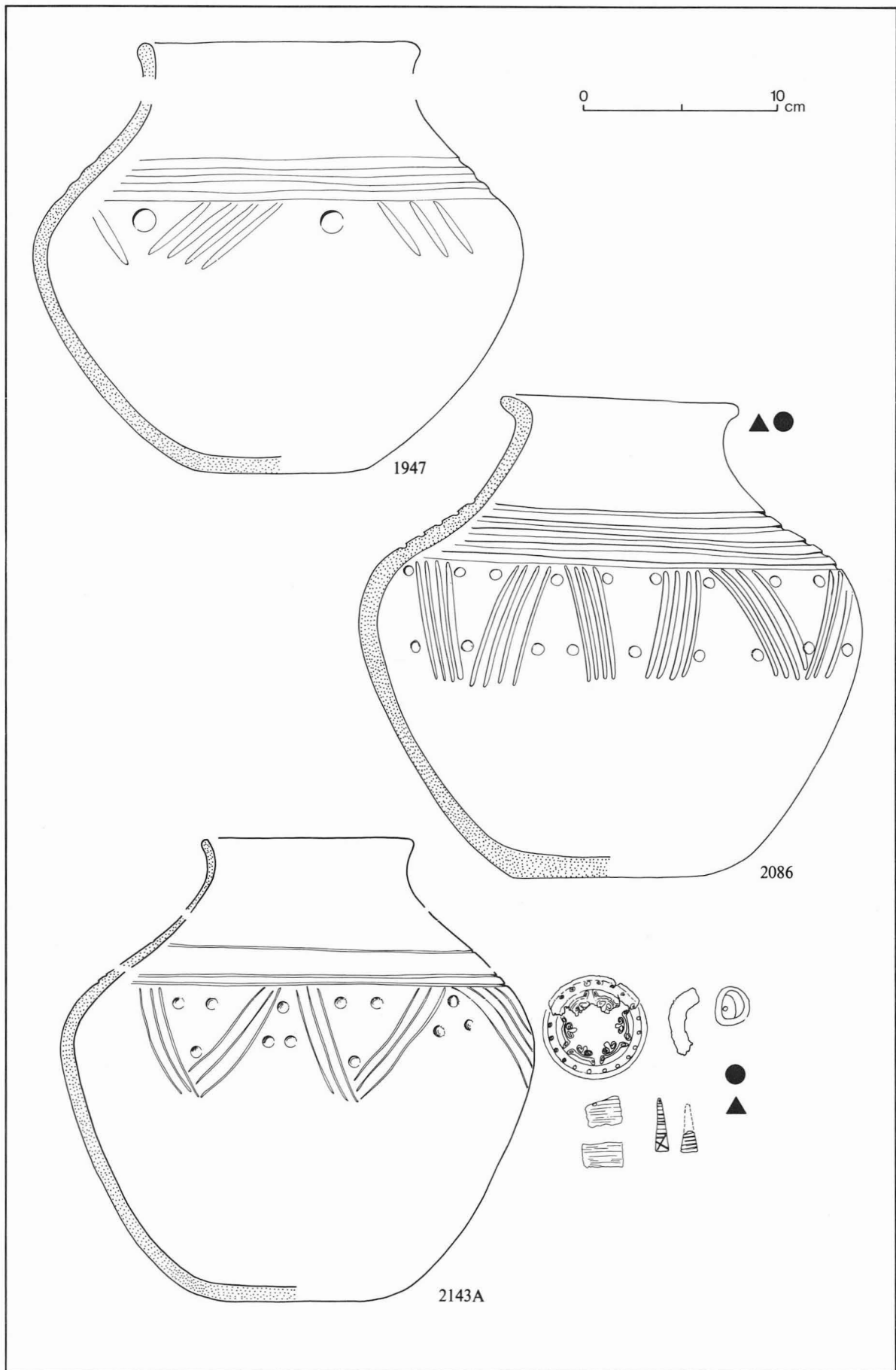


Fig.47. Pots with linear, bossed or indented decoration. Scale 1:3.

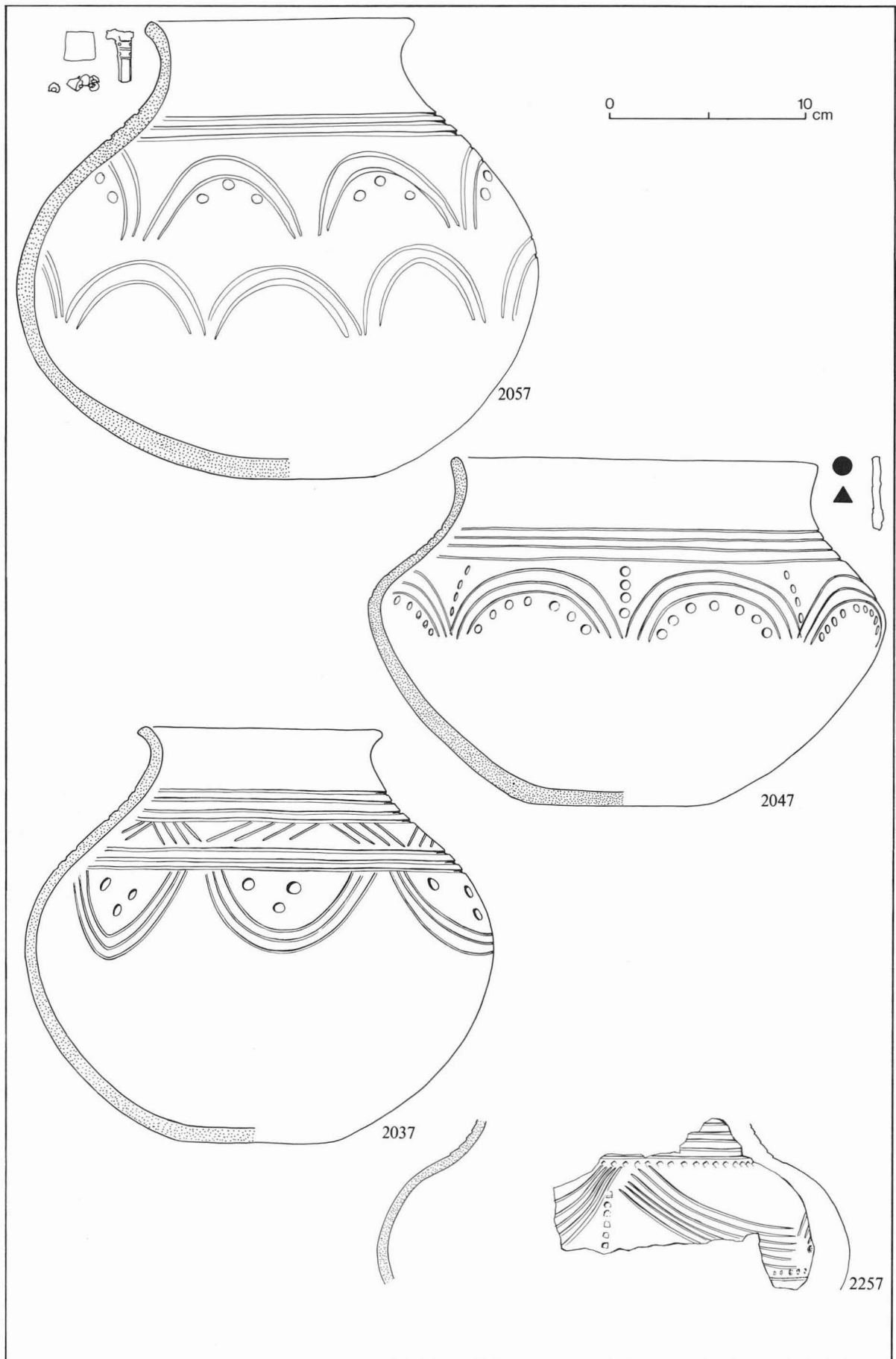


Fig. 48. Pots with linear, bossed or indented decoration. Scale 1:3.



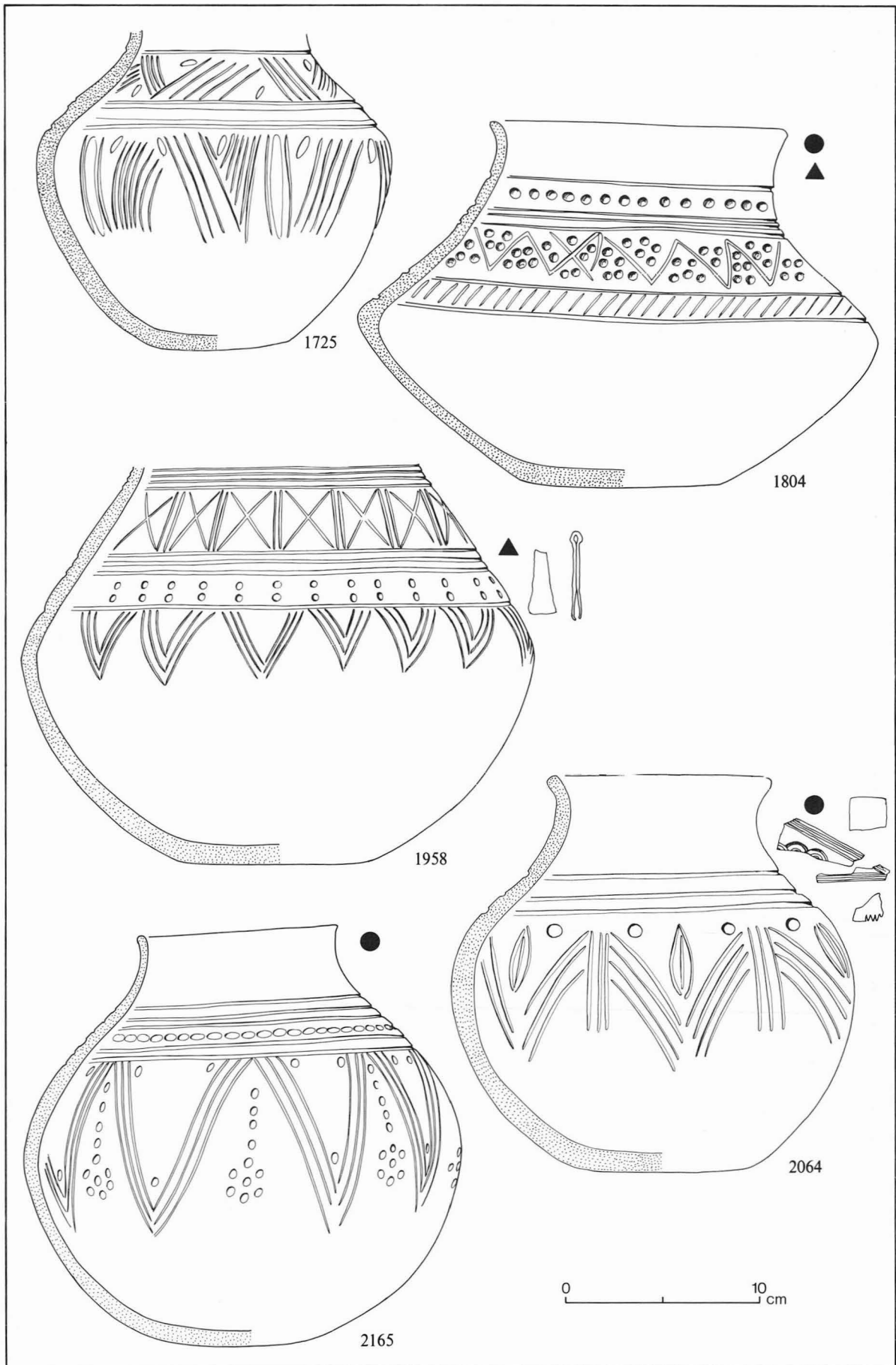


Fig.49. Pots with linear, bossed or indented decoration. Scale 1:3.




Fig. 50. Pots with linear, bossed or indented decoration. Scale 1:3.

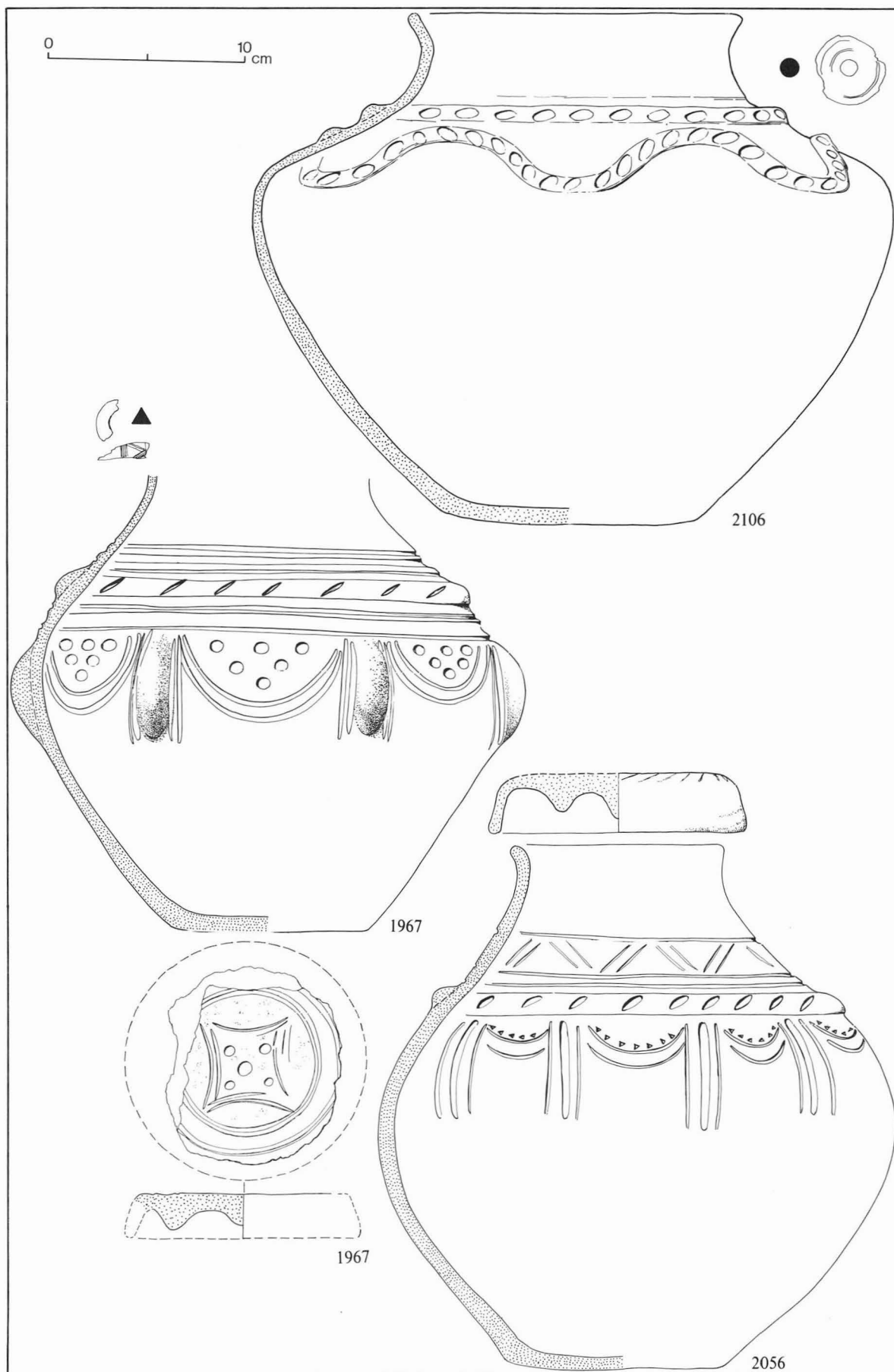


Fig. 51. Pots with linear, bossed or indented decoration. Scale 1:3.

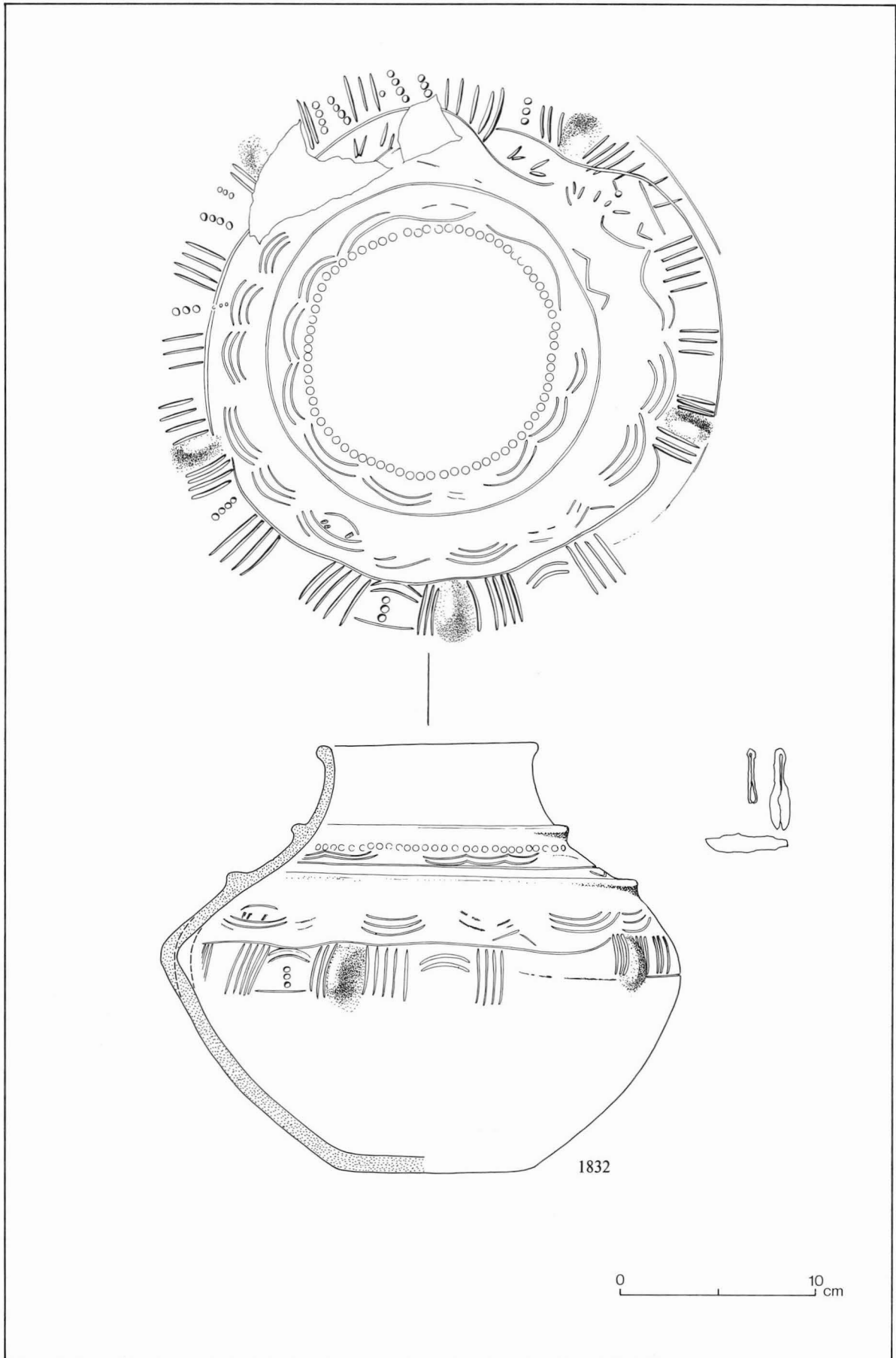


Fig.52. Pots with linear, bossed or indented decoration. Scale 1:3.

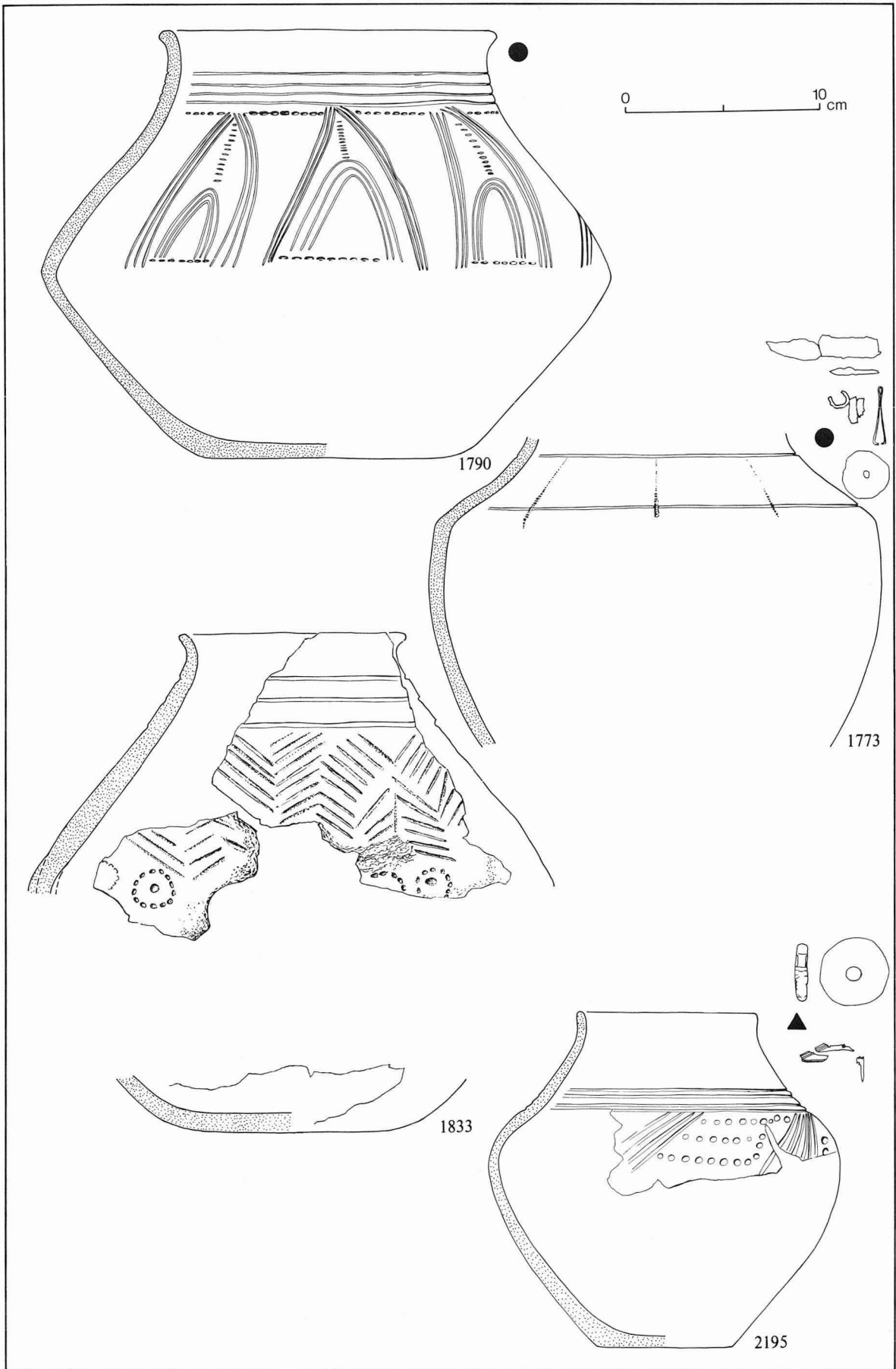


Fig.53. Pots with linear, bossed or indented decoration. Scale 1:3.

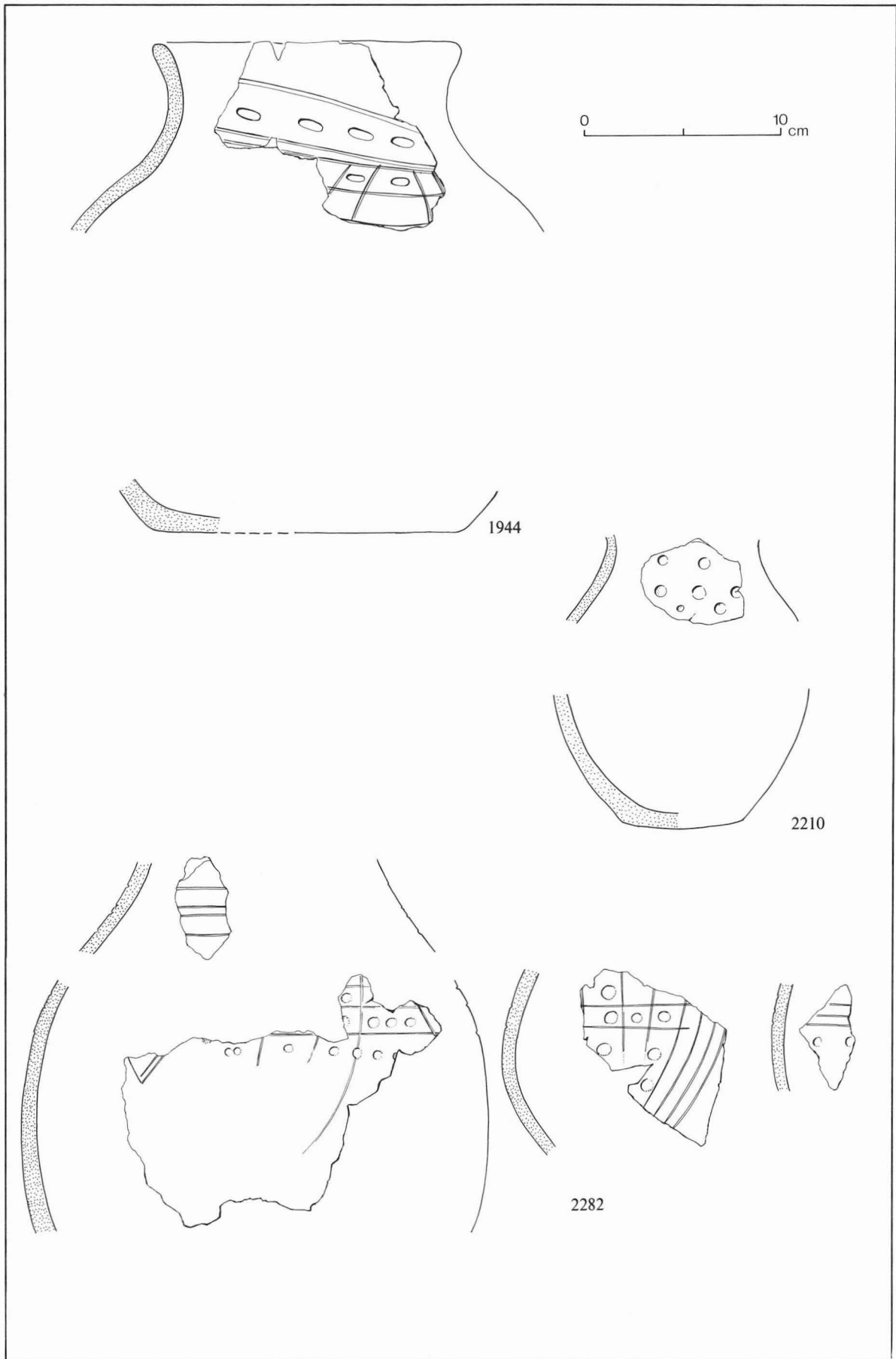


Fig.54. Pots with linear, bossed or indented decoration. Scale 1:3.

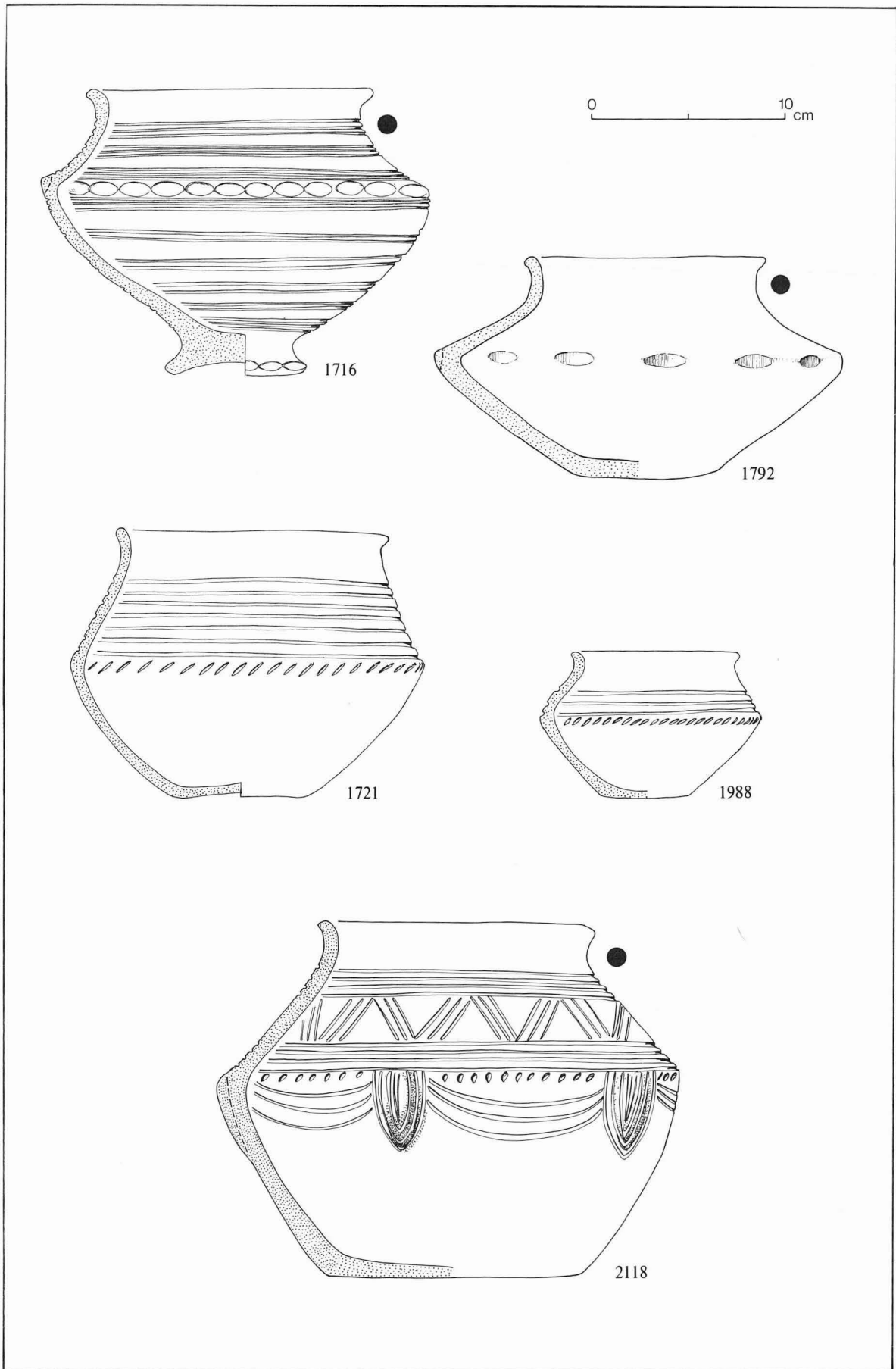


Fig.55. Pots with faceted or slashed carination. Scale 1:3.



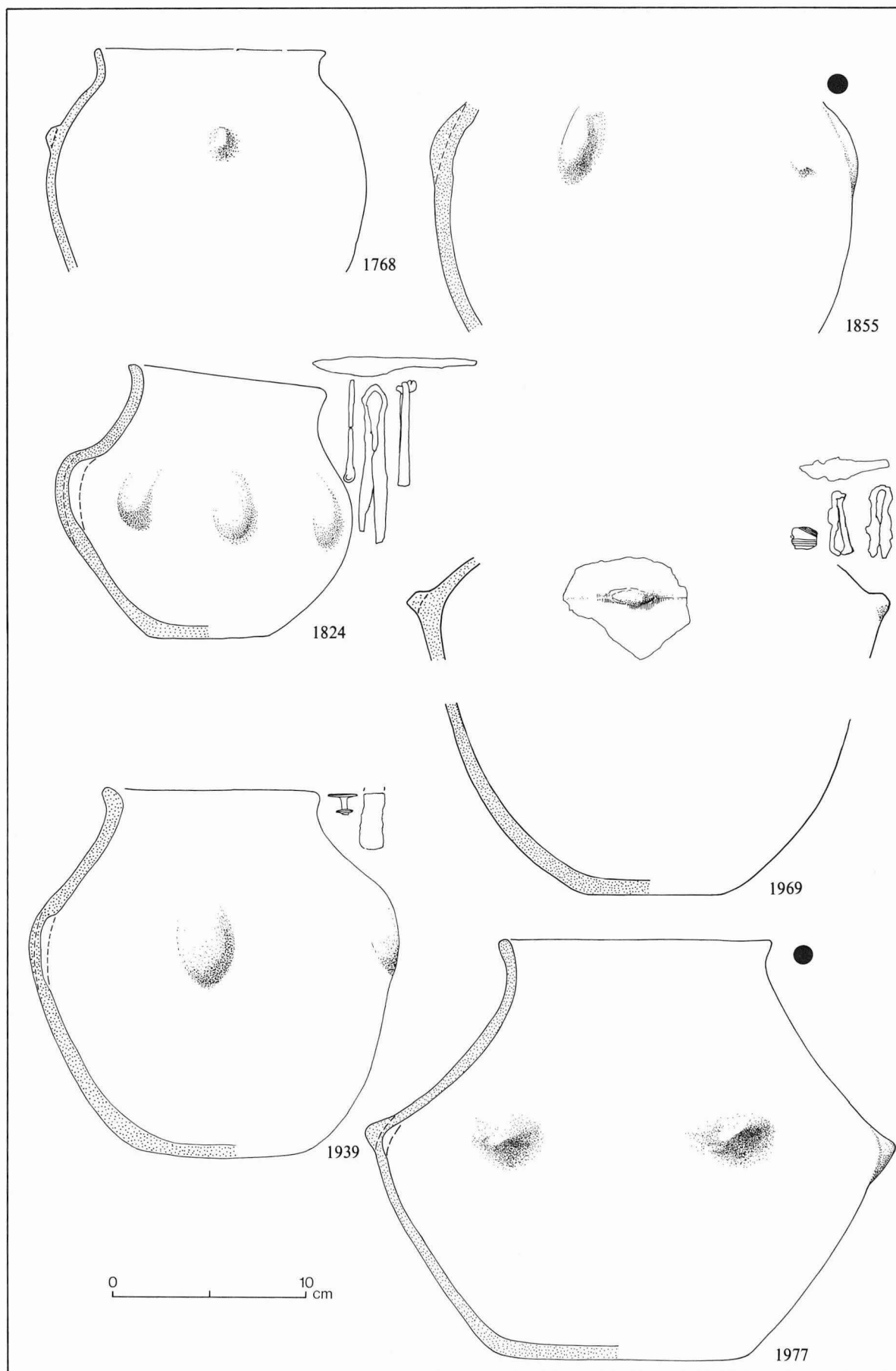


Fig.56. Pots with bossed decoration. Scale 1:3.

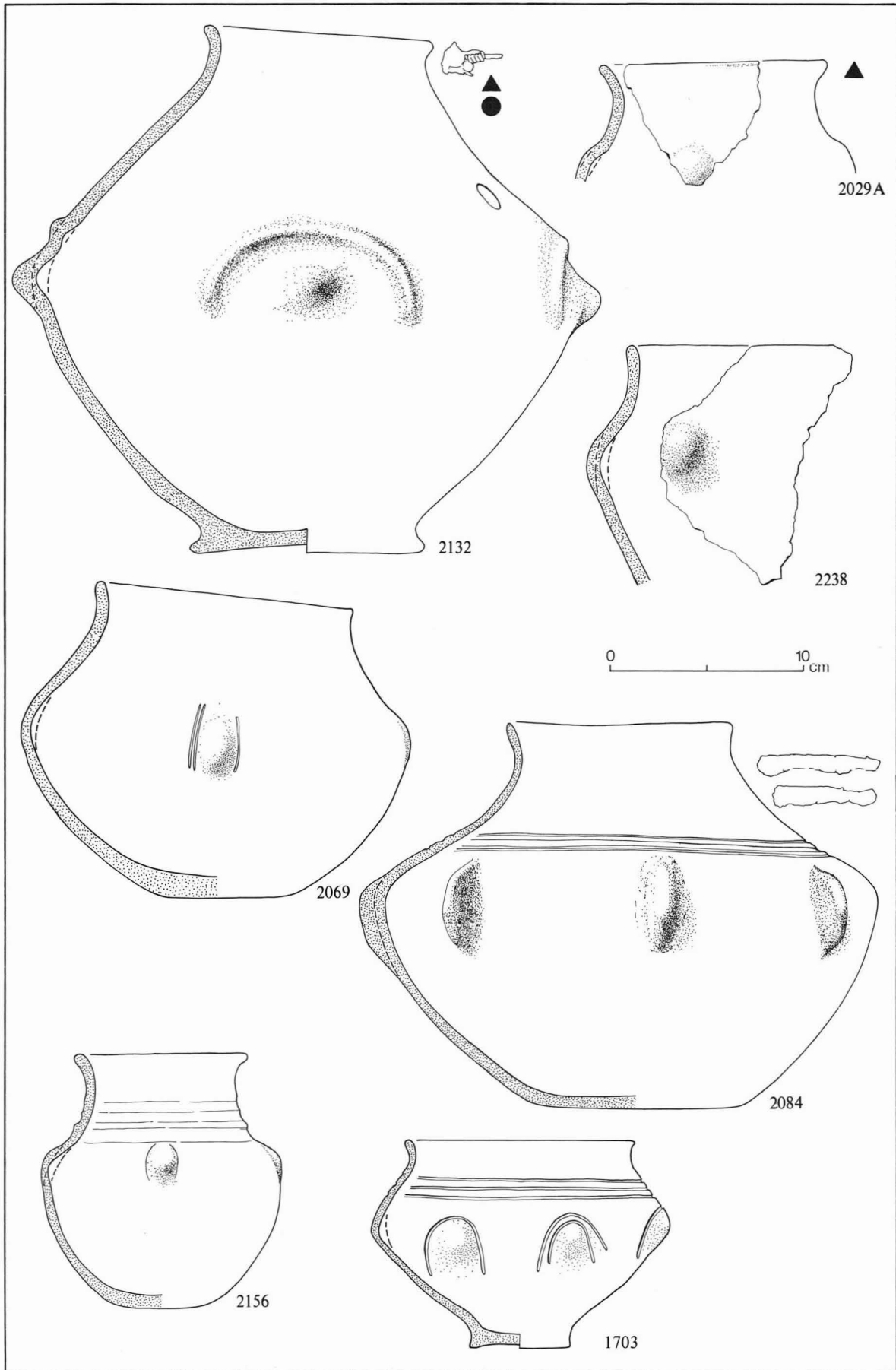


Fig.57. Pots with bossed and/or linear decoration. Scale 1:3.

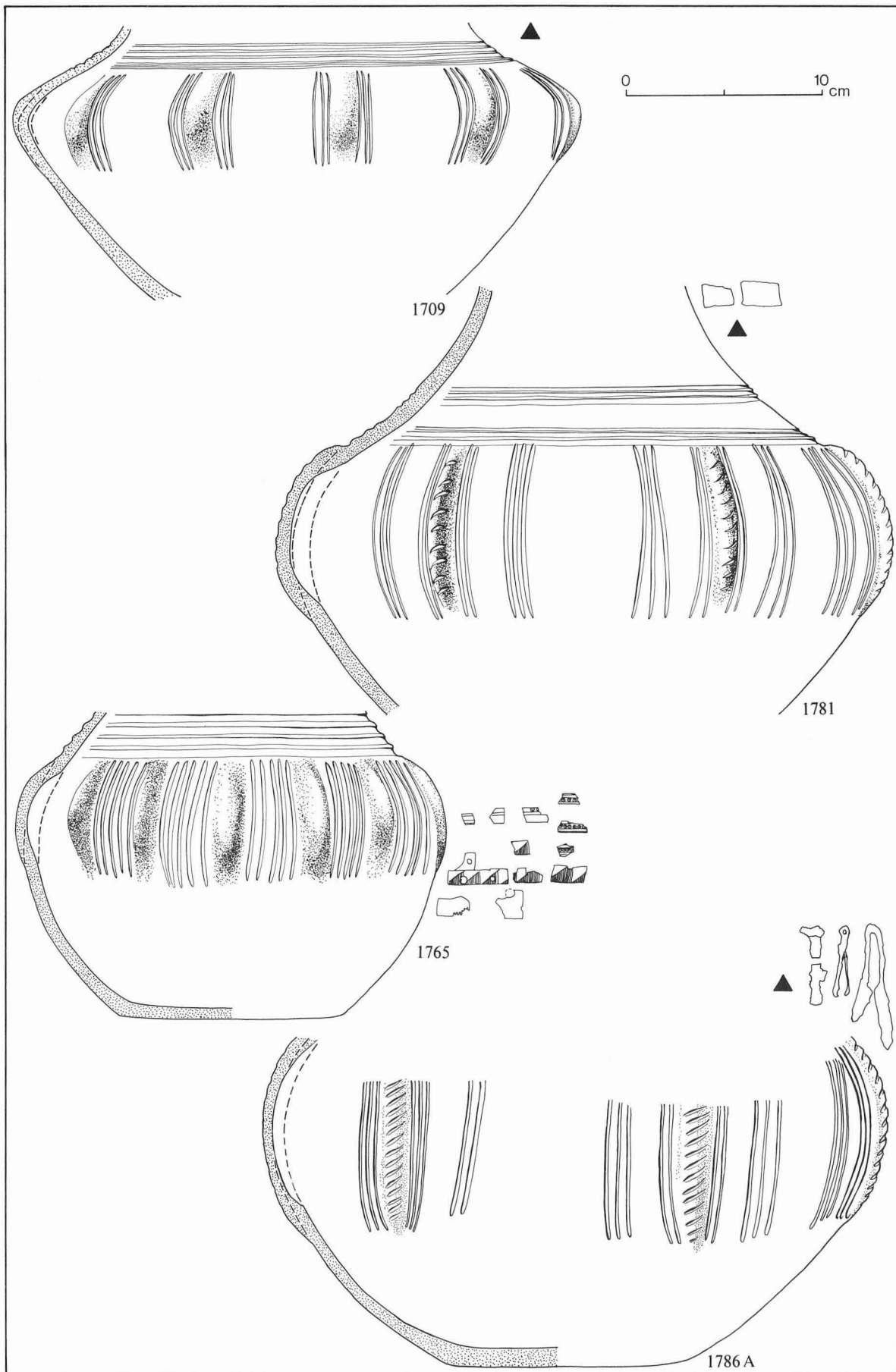


Fig. 58. Pots with bossed and/or linear decoration. Scale 1:3.

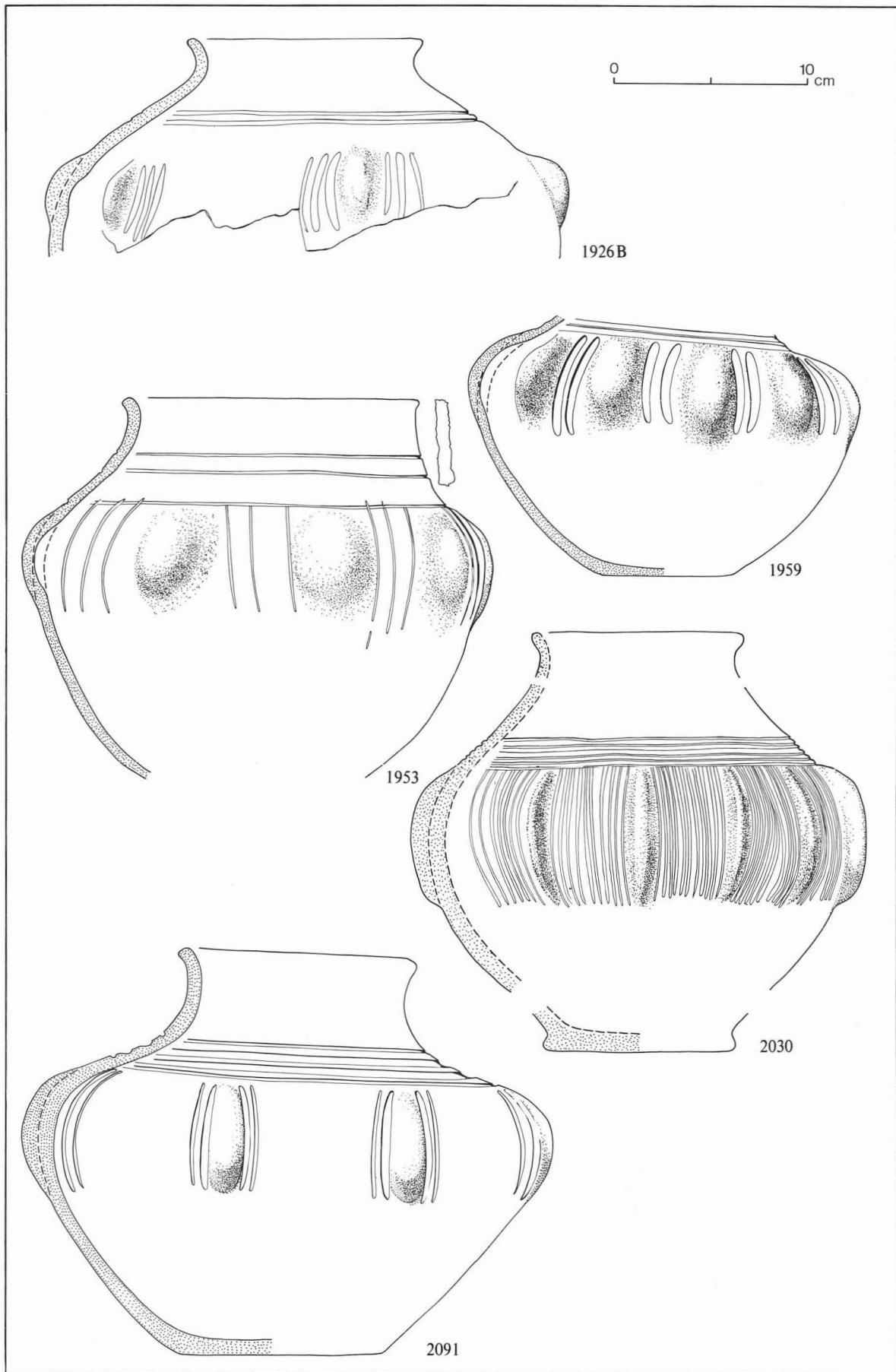


Fig. 59. Pots with bossed and/or linear decoration. Scale 1:3.

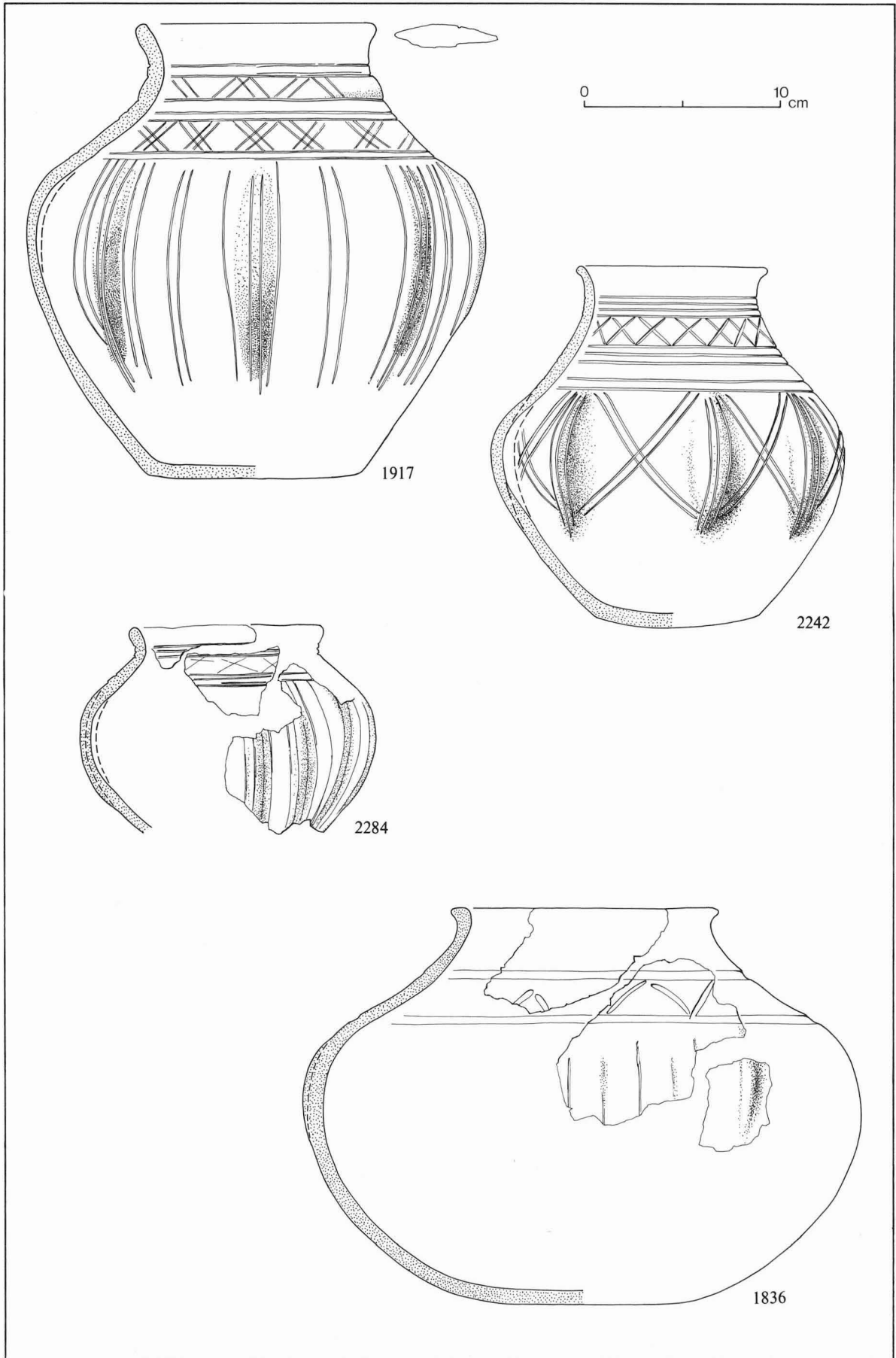


Fig.60. Pots with bossed and/or linear decoration. Scale 1:3.

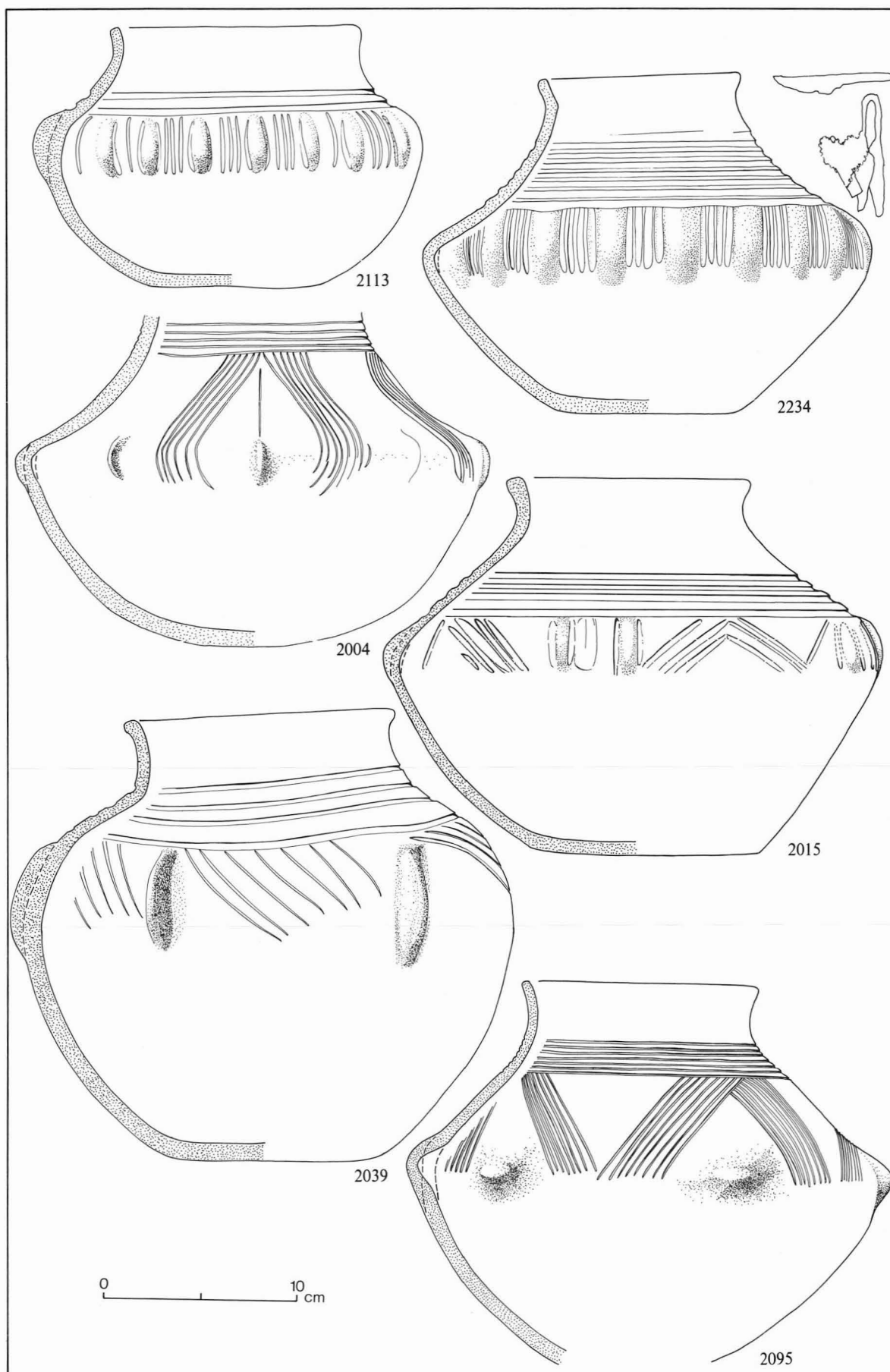


Fig.61. Pots with bossed and/or linear decoration. Scale 1:3.

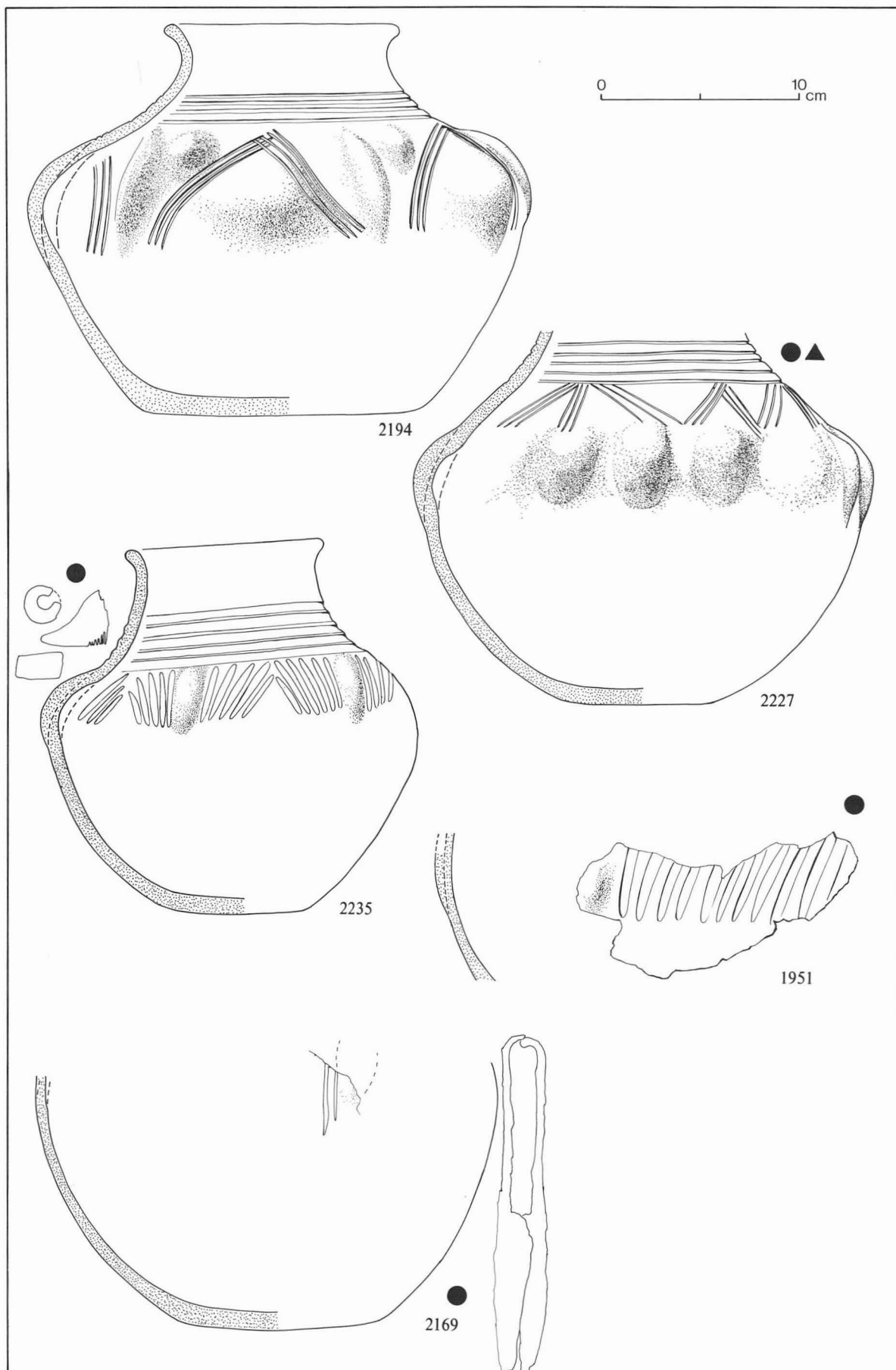


Fig. 62. Pots with bossed and/or linear decoration. Scale 1:3.



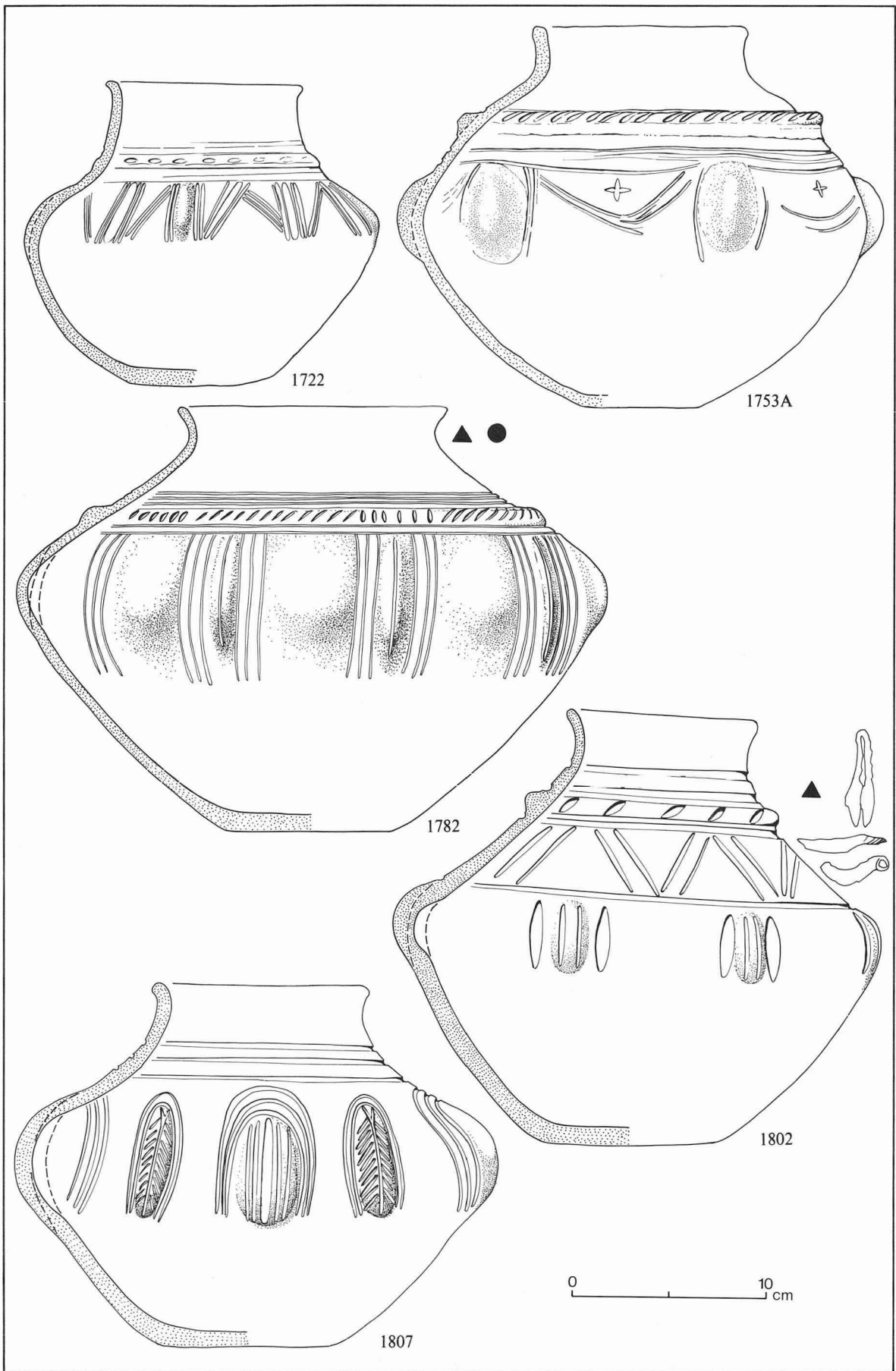


Fig. 63. Pots with bossed and/or linear decoration. Scale 1:3.

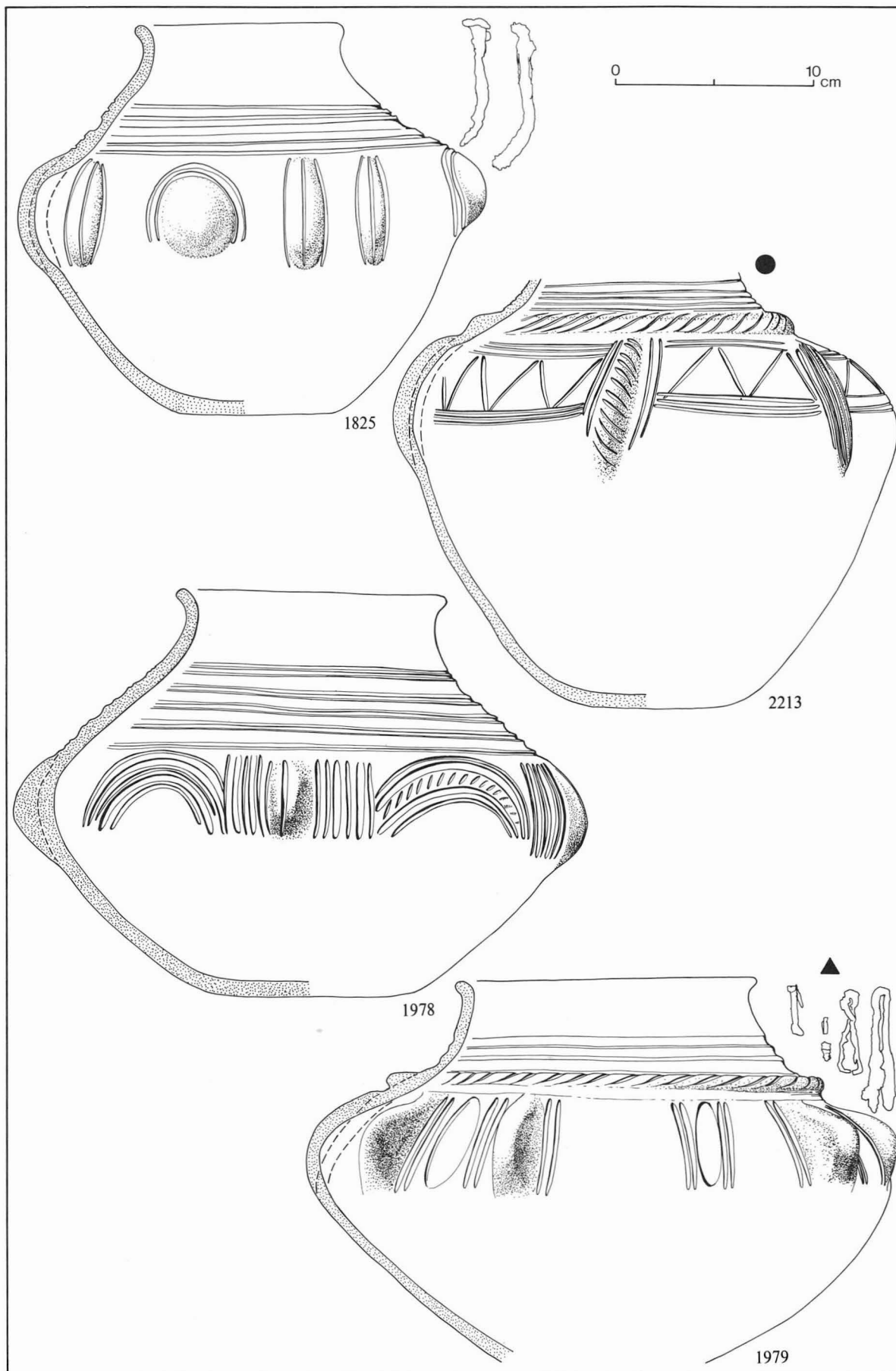


Fig.64. Pots with bossed and/or linear decoration. Scale 1:3.

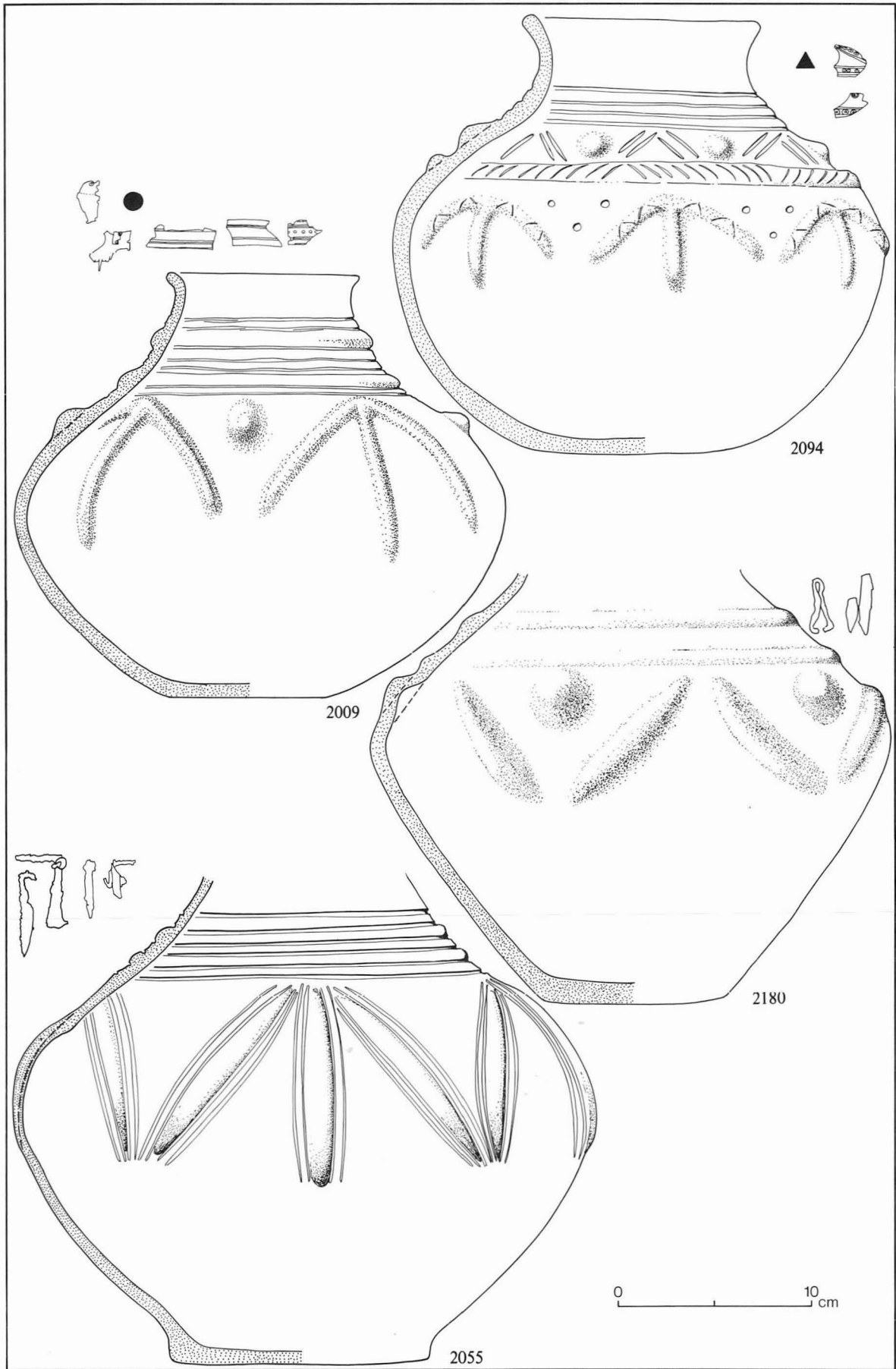


Fig. 65. Pots with bossed and/or linear decoration. Scale 1:3.

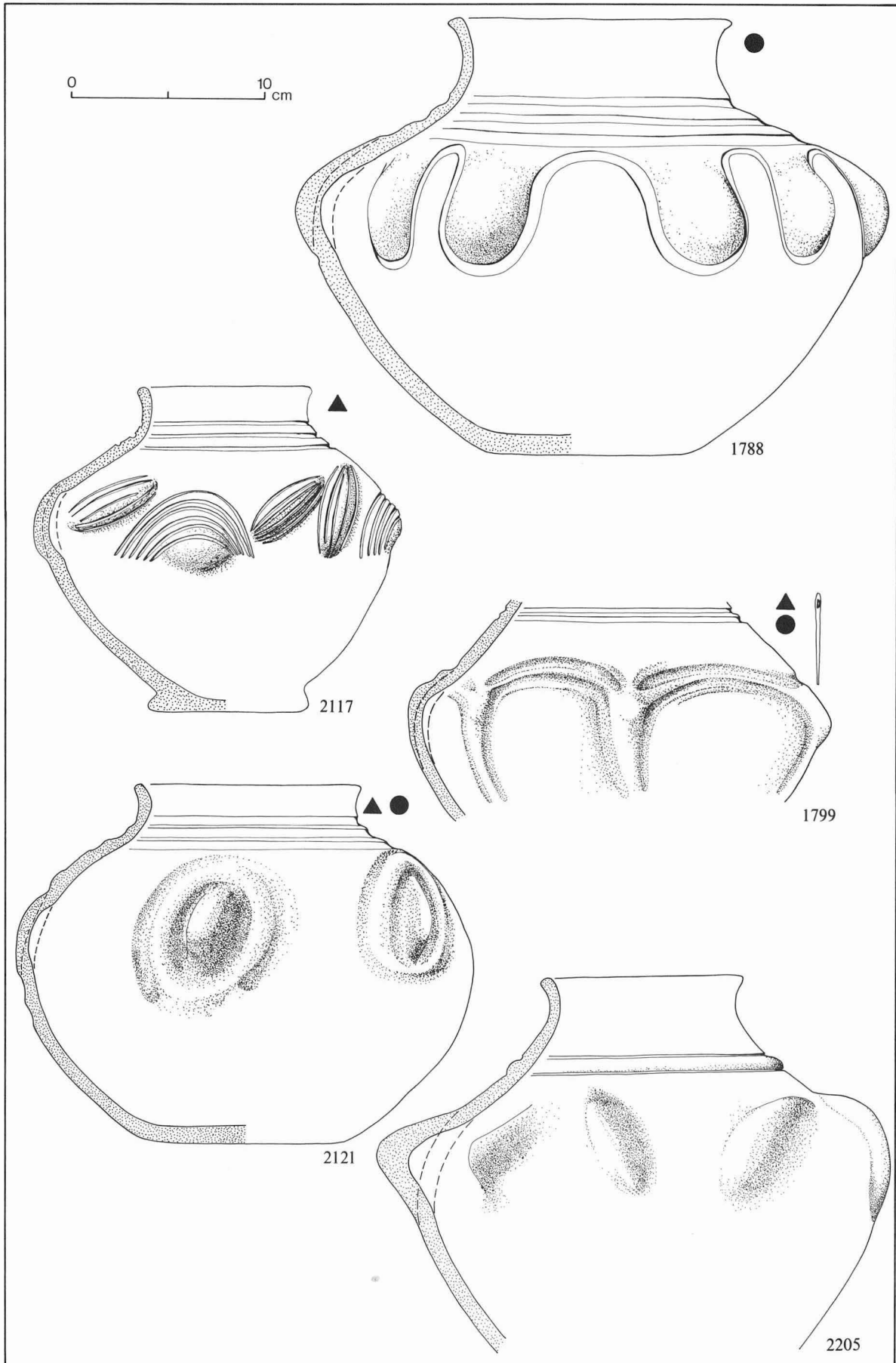


Fig.66. Pots with bossed and/or linear decoration. Scale 1:3.

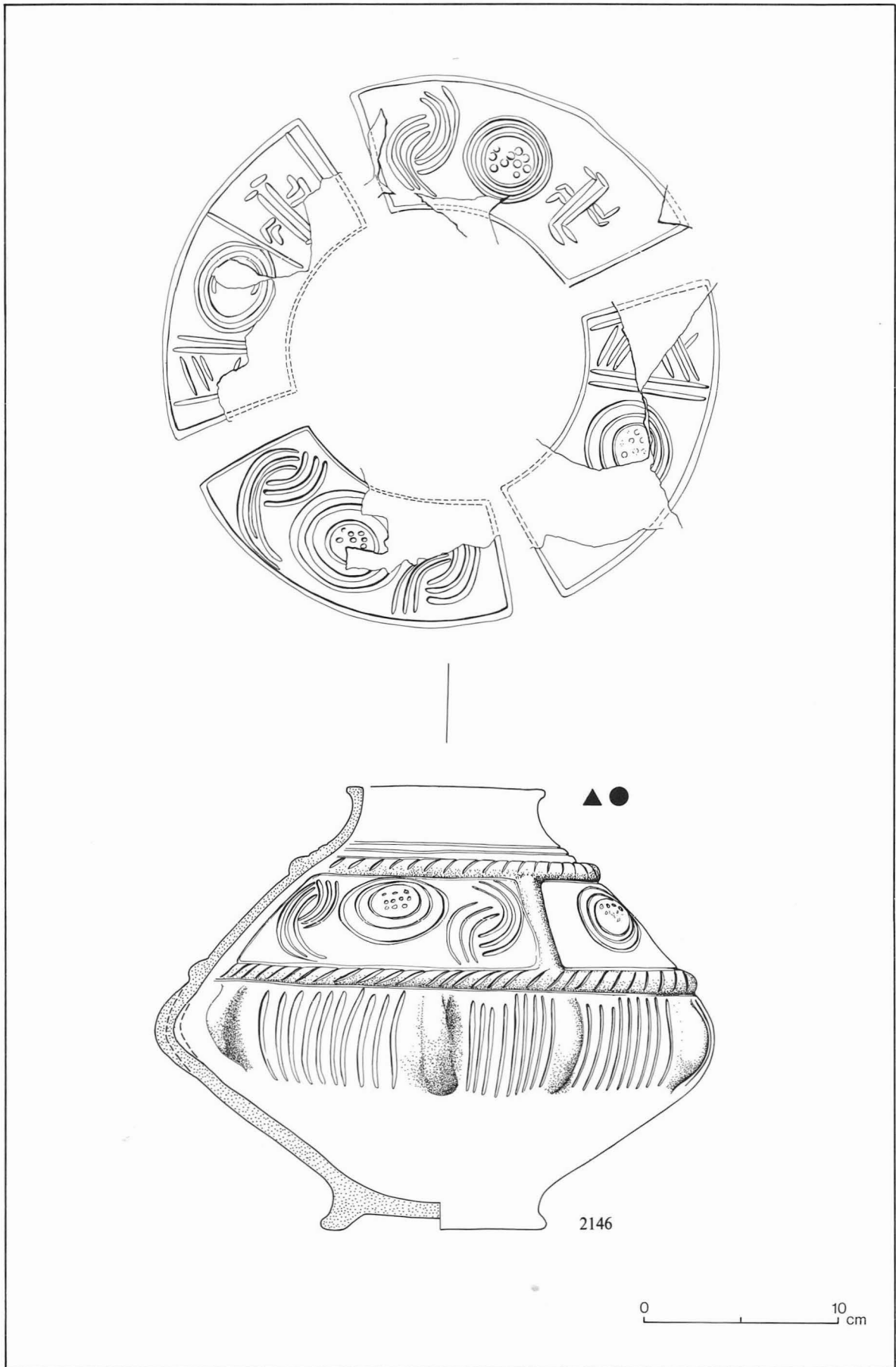


Fig.67. Pots with bossed and/or linear decoration. Scale 1:3.

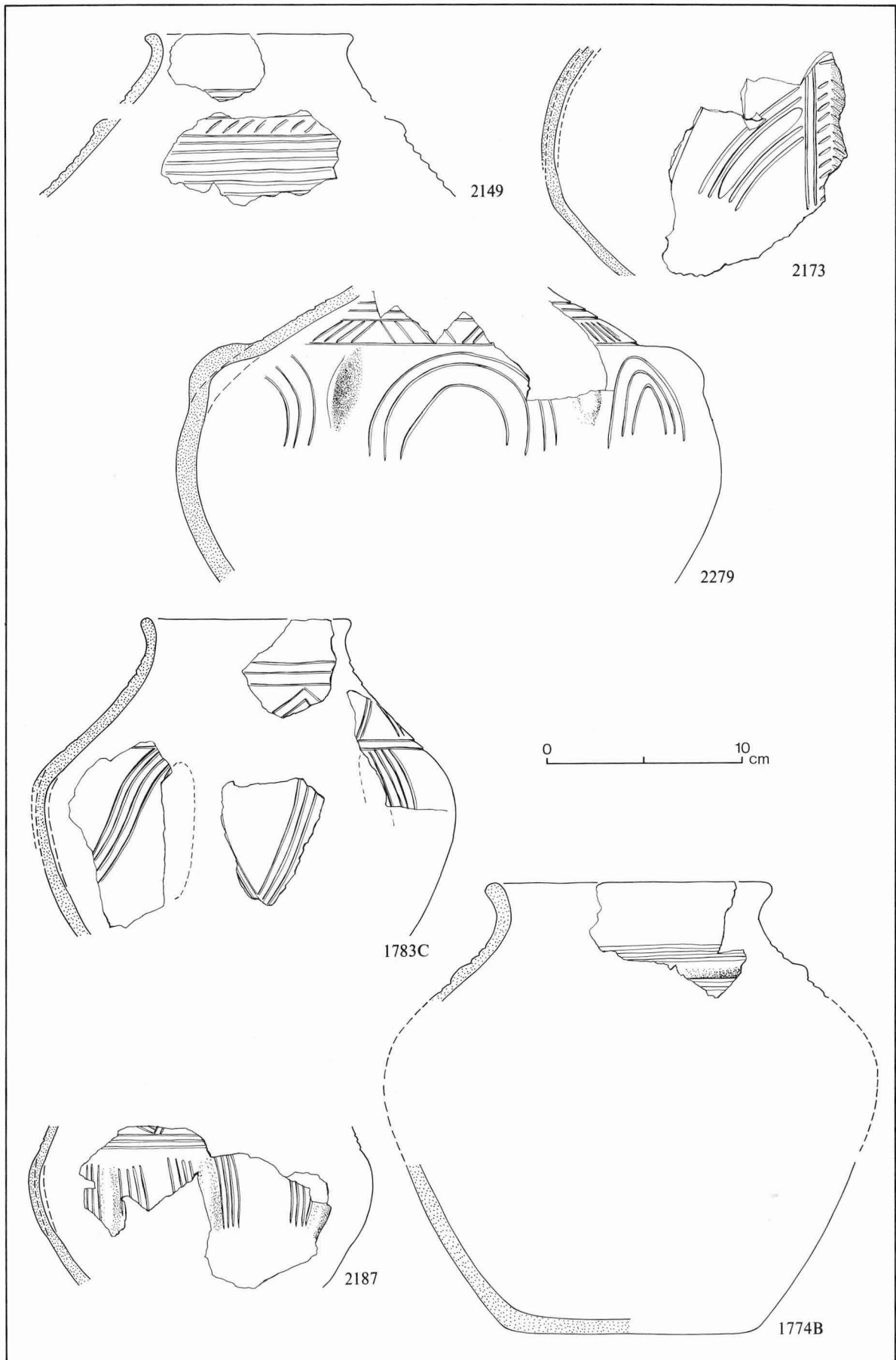


Fig.68. Pots with bossed and/or linear decoration. Scale 1:3.

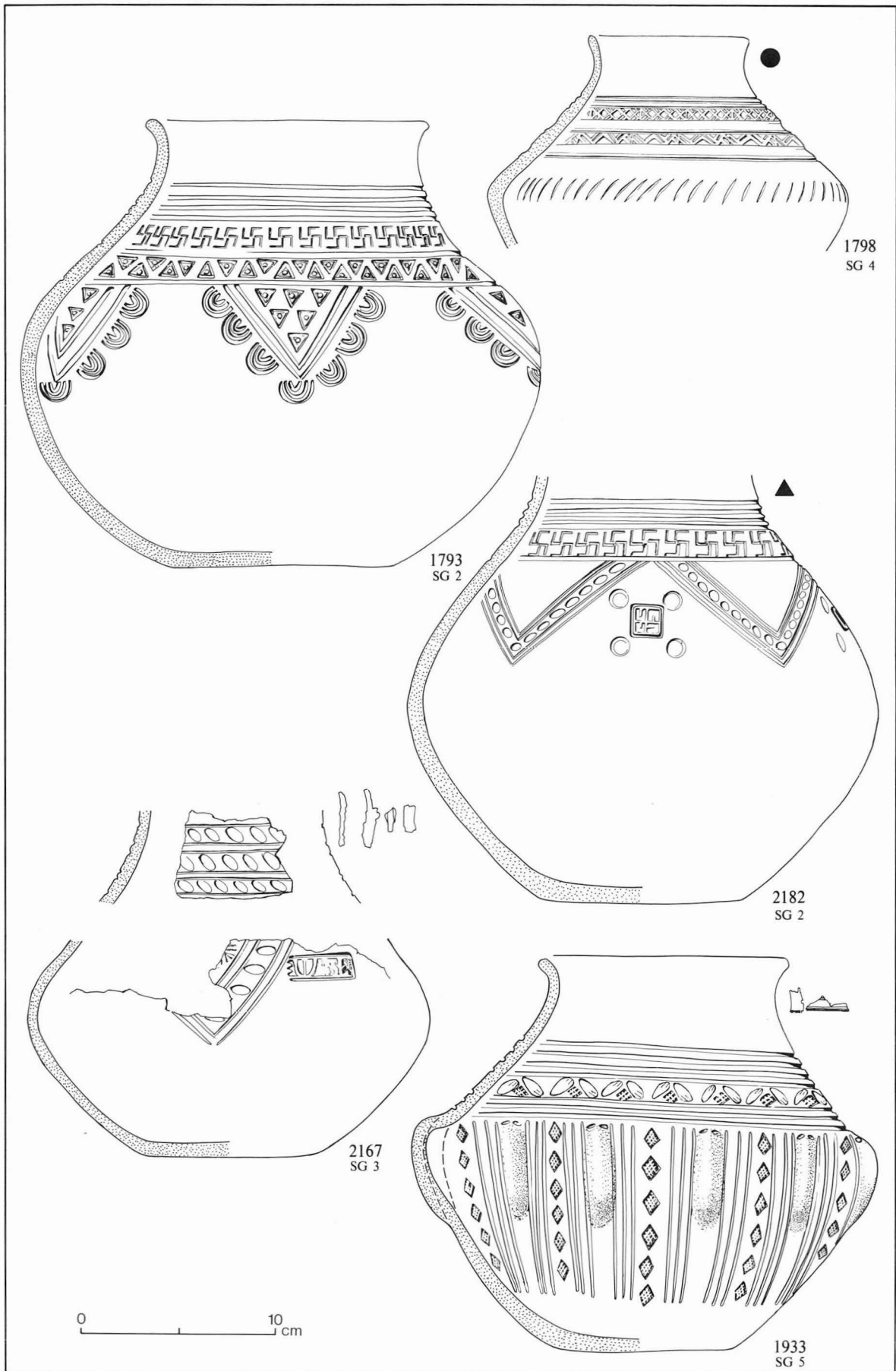


Fig.69. Pots from Stamp Groups 2, 3, 4 and 5. Scale 1:3.



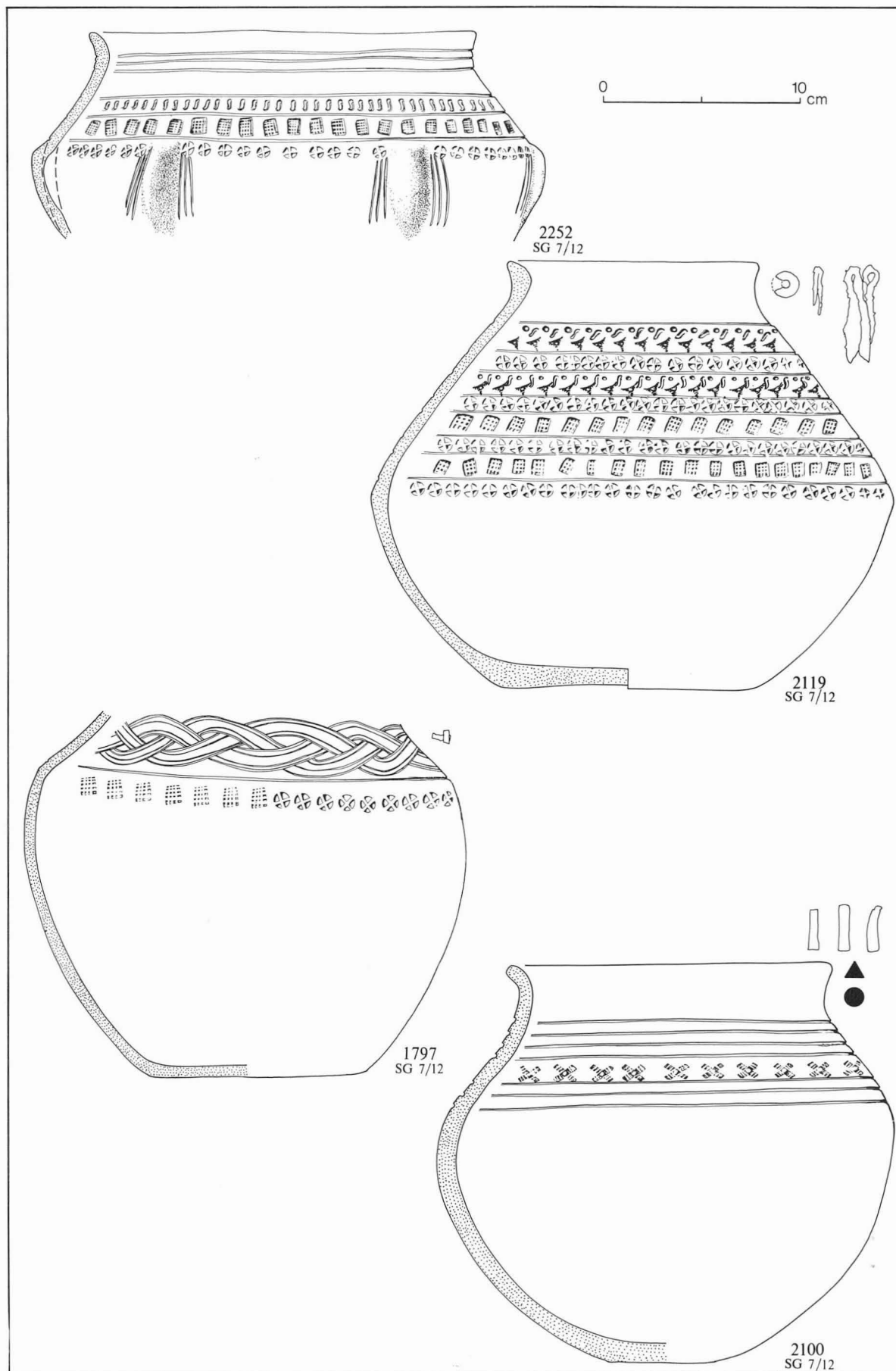


Fig. 70. Pots from Stamp Group 7/12. Scale 1:3.

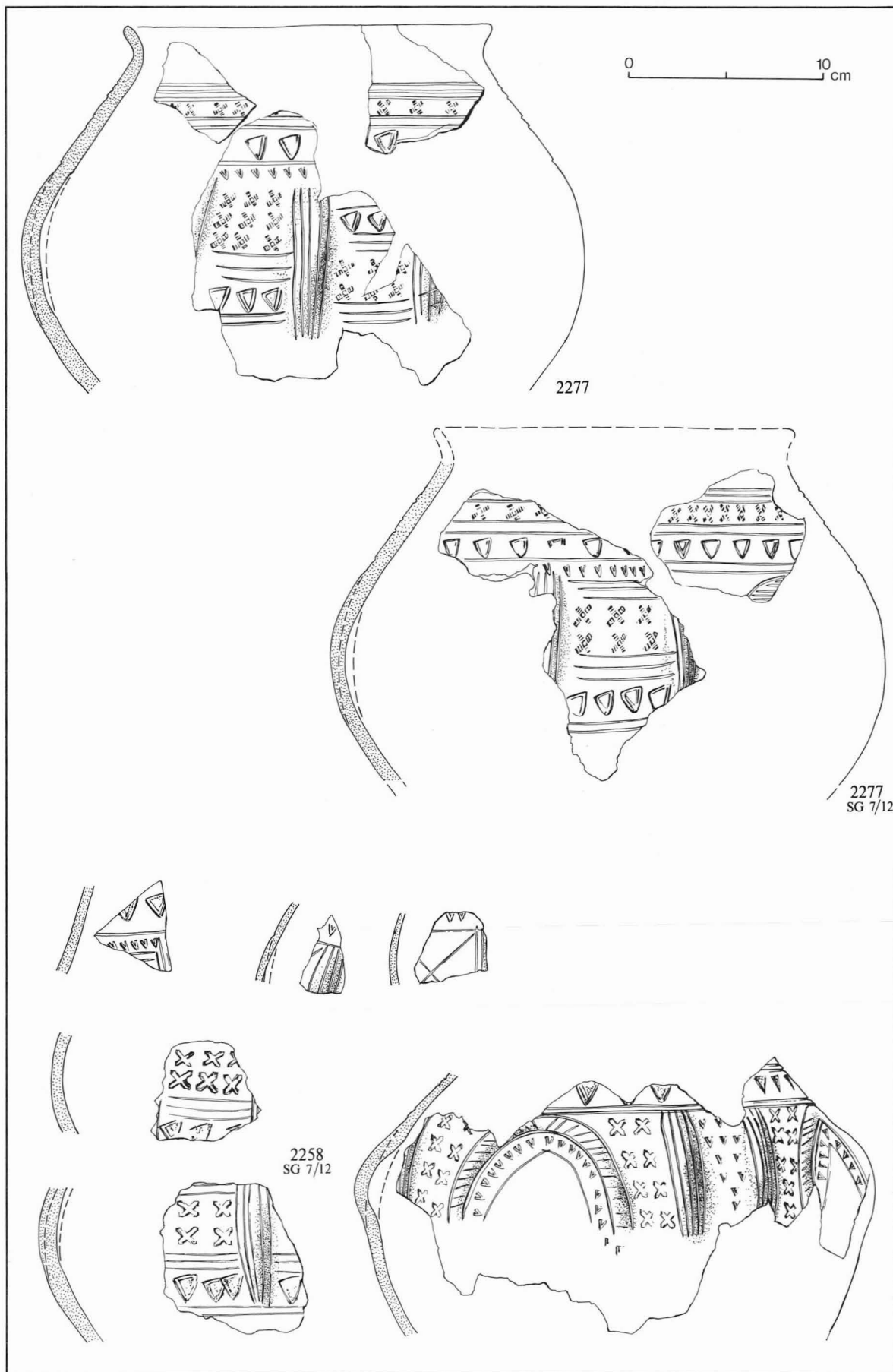


Fig.71. Pots from Stamp Group 7/12. Scale 1:3.

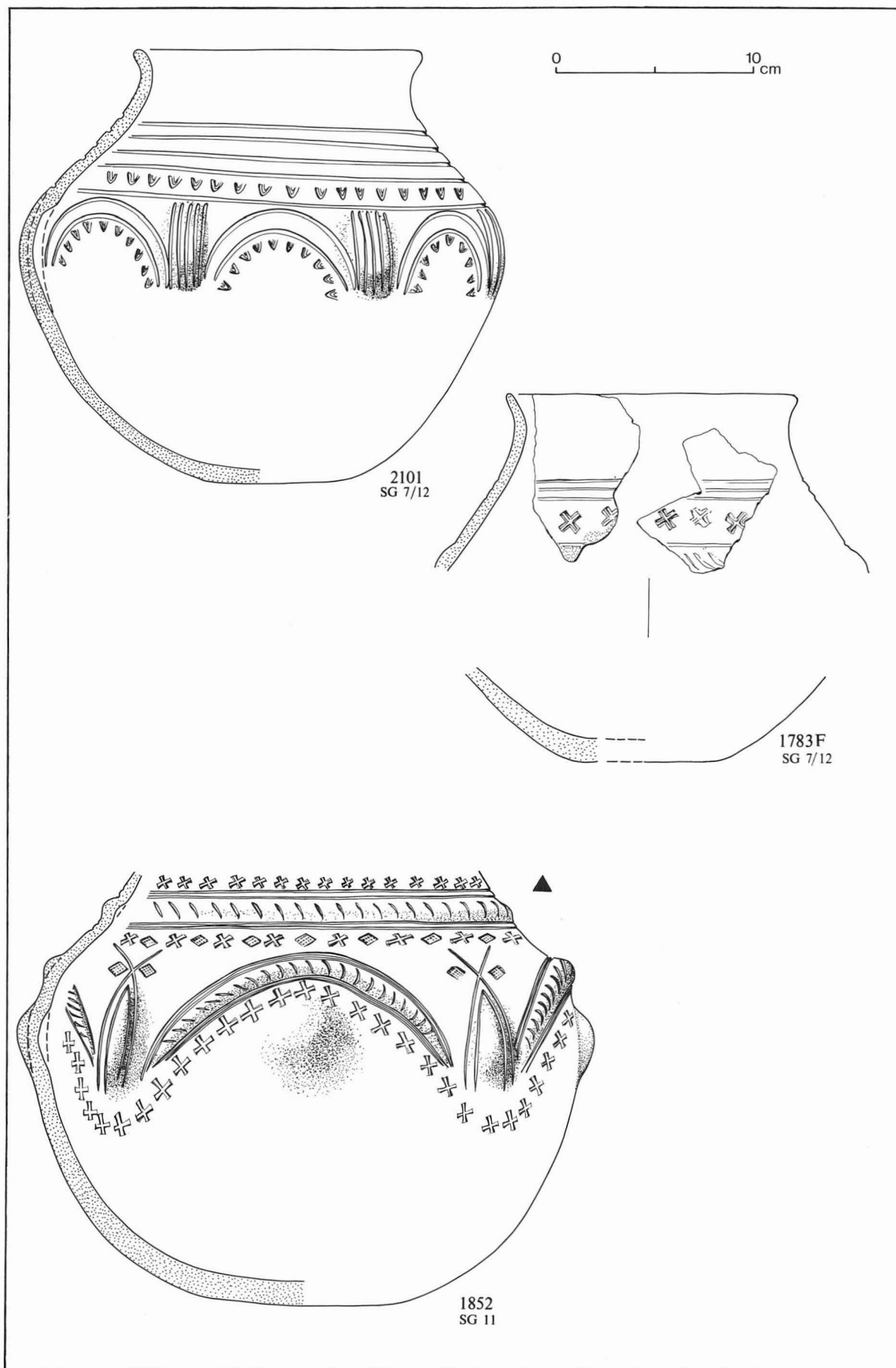


Fig. 72. Pots from Stamp Groups 7/12 and 11. Scale 1:3.

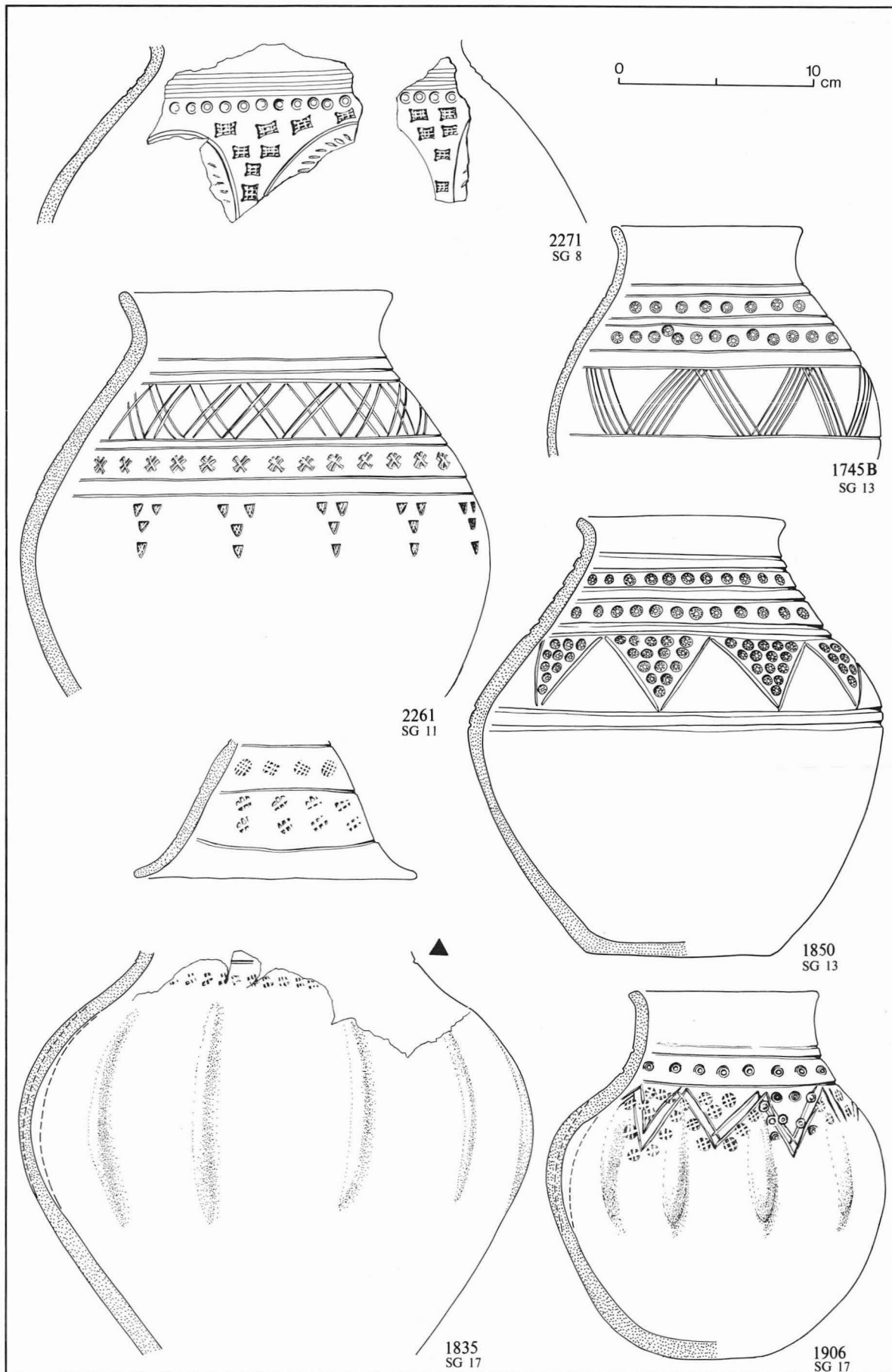


Fig. 73. Pots from Stamp Groups 8, 11, 13 and 17. Scale 1:3.

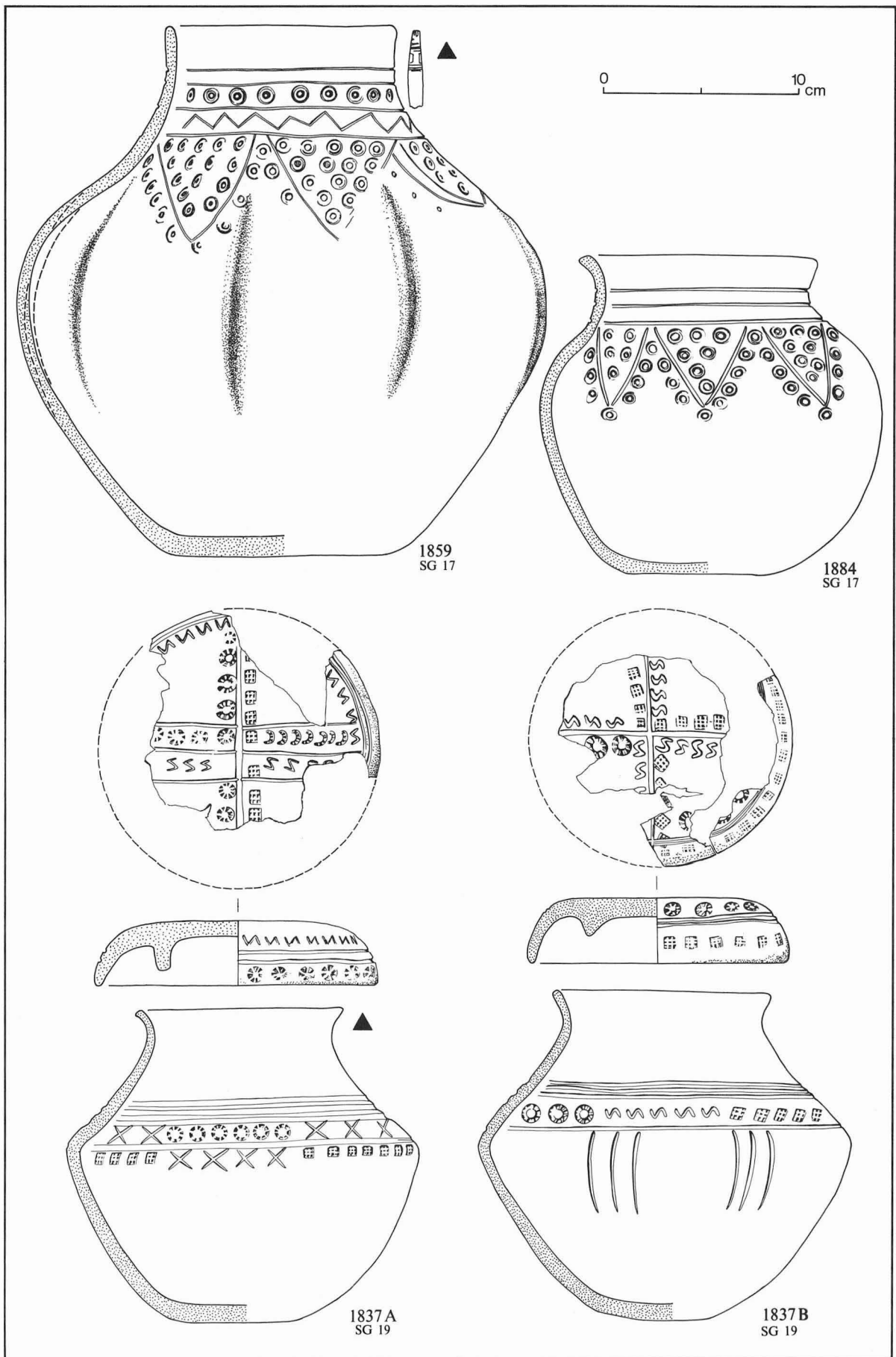


Fig.74. Pots from Stamp Groups 17 and 19. Scale 1:3.

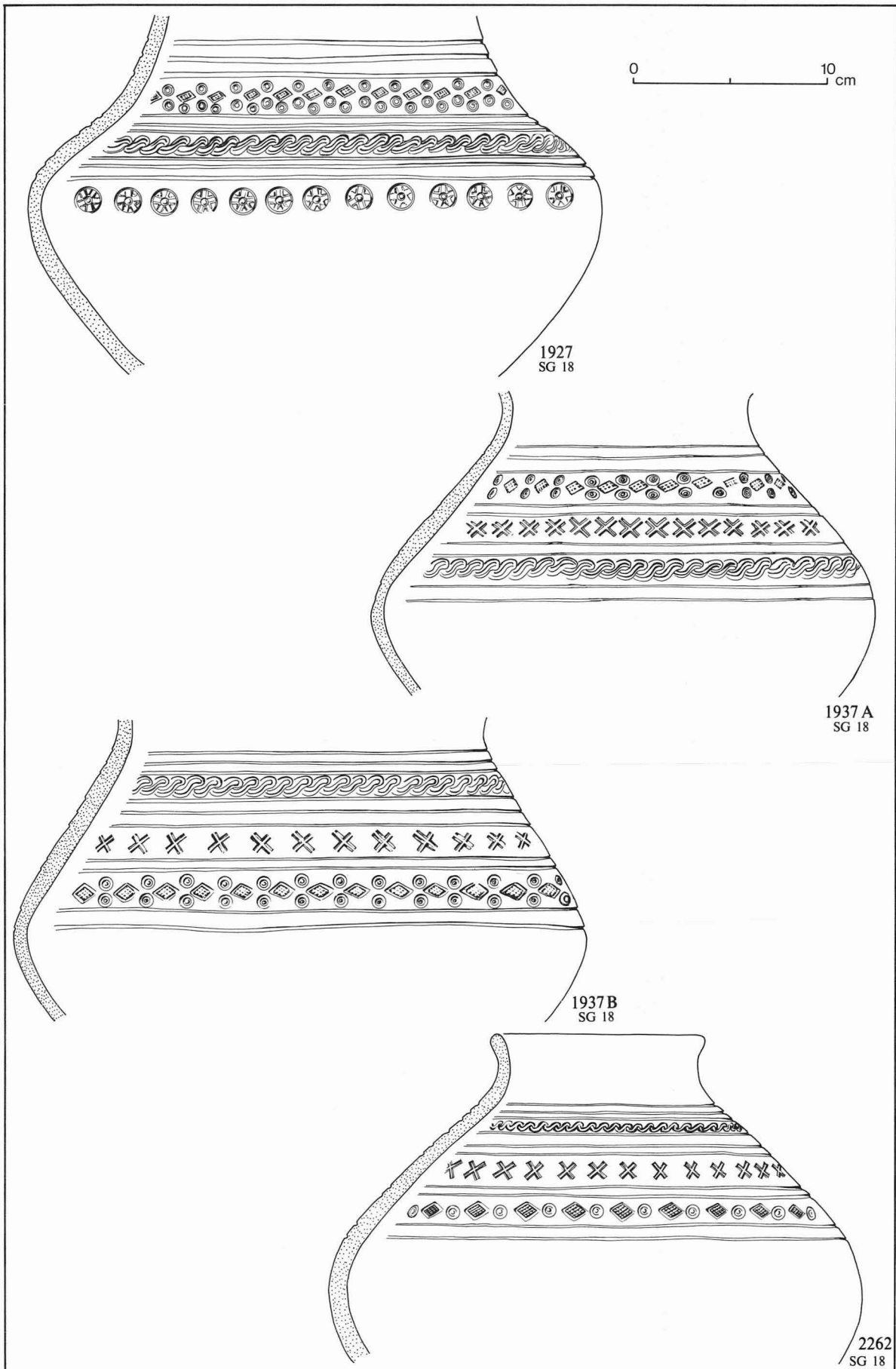


Fig.75. Pots from Stamp Group 18. Scale 1:3.

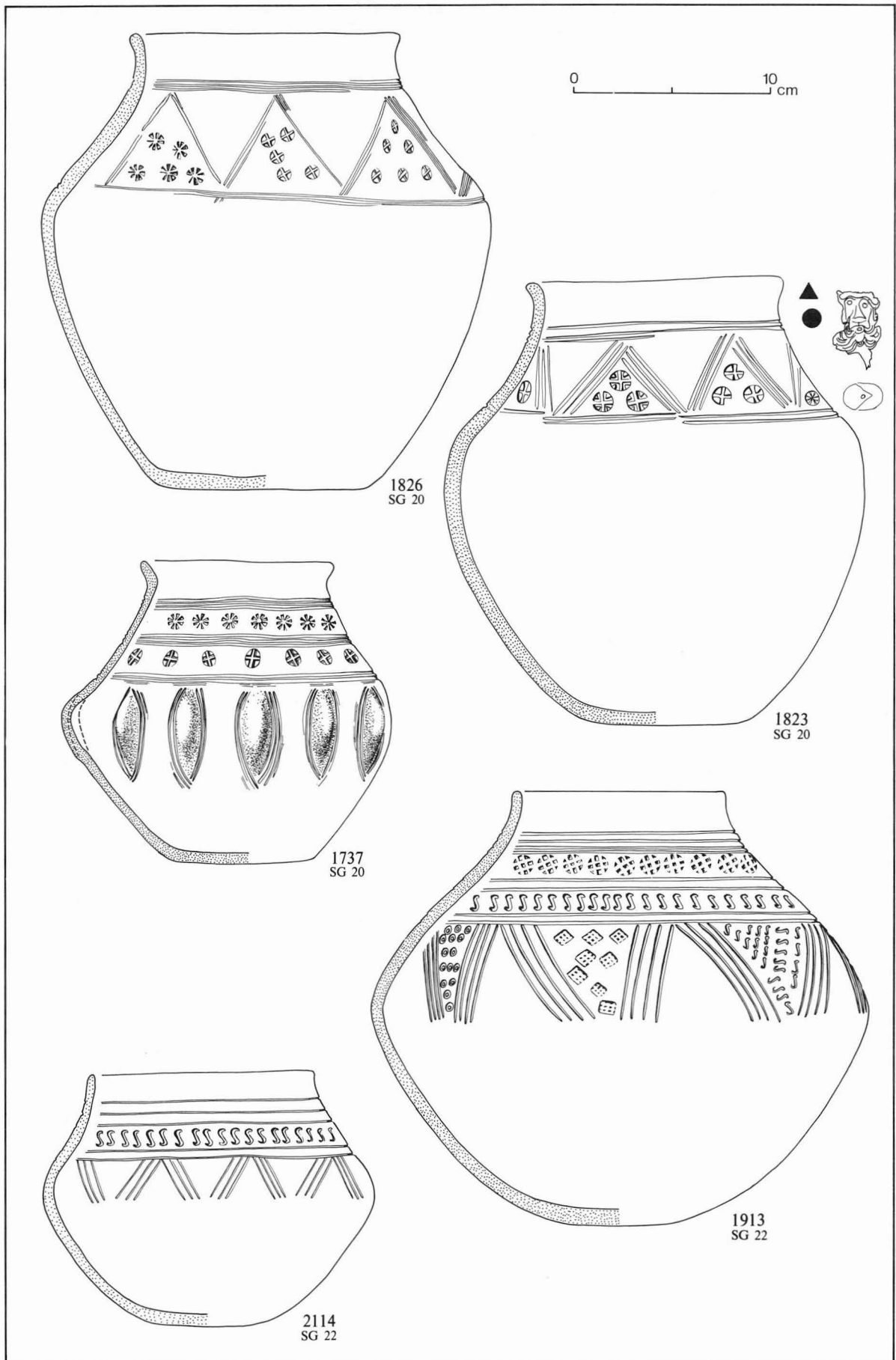


Fig. 76. Pots from Stamp Groups 20 and 22. Scale 1:3.



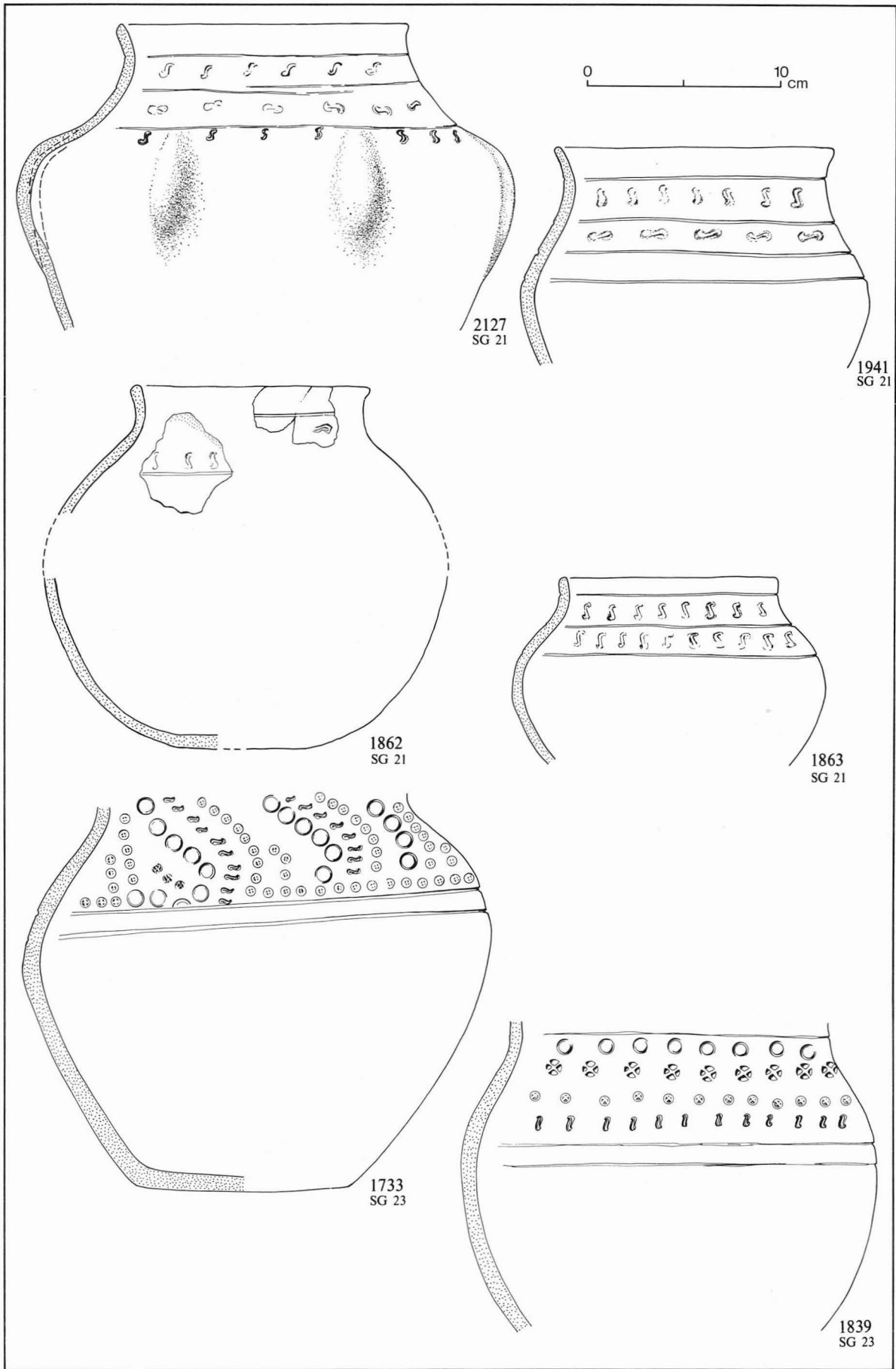


Fig. 77. Pots from Stamp Groups 21 and 23. Scale 1:3.

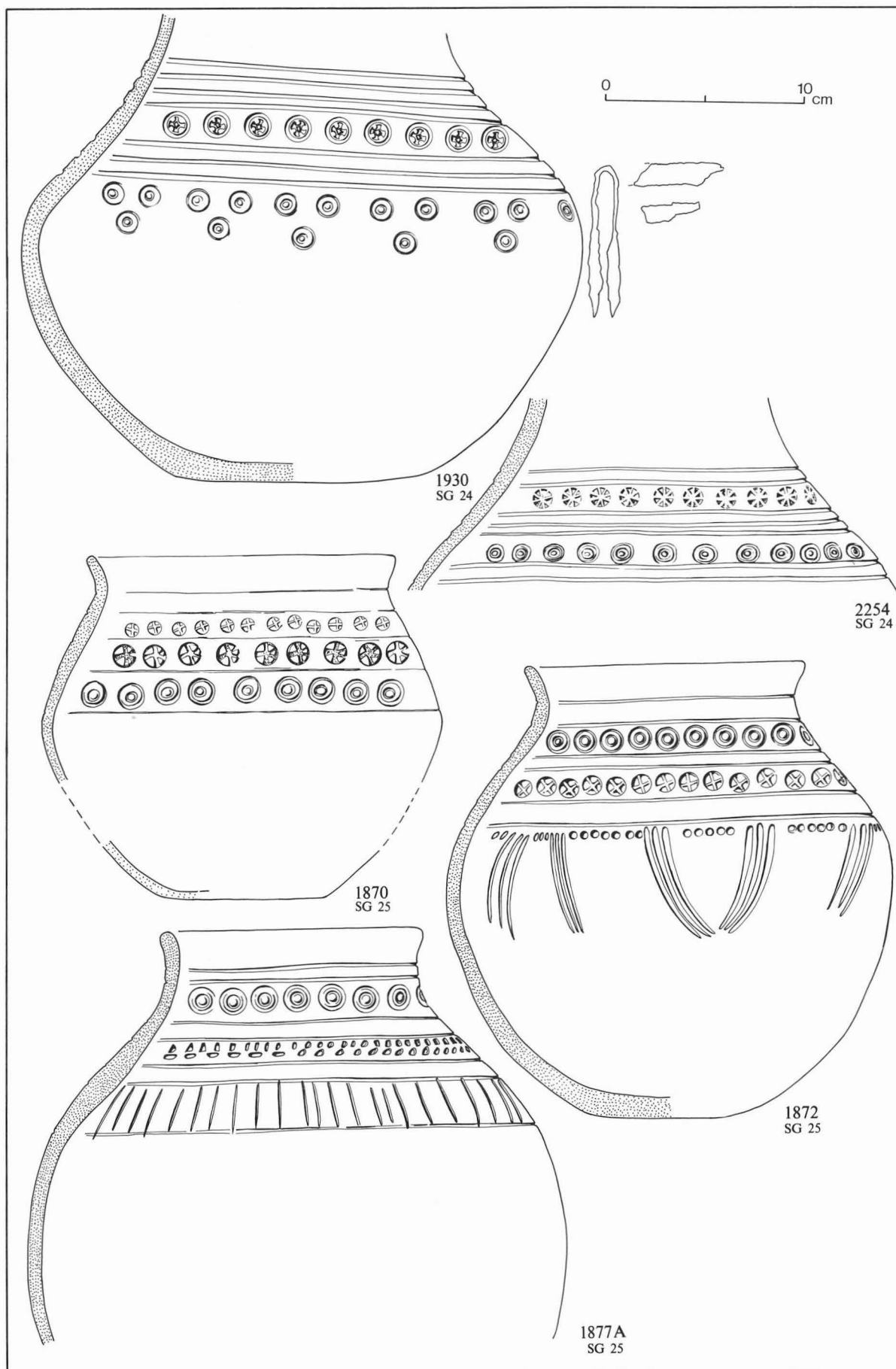


Fig.78. Pots from Stamp Groups 24 and 25. Scale 1:3.

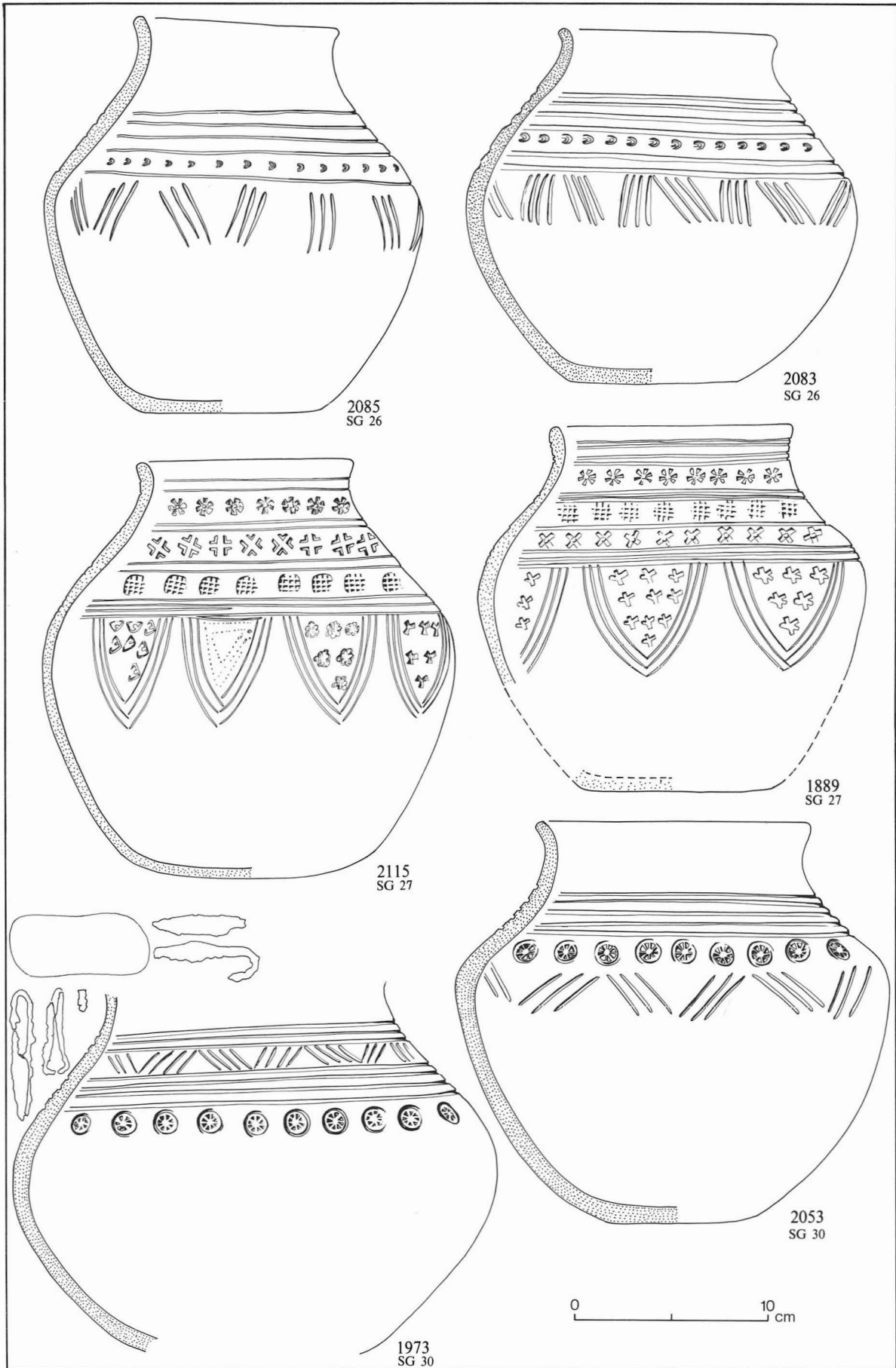


Fig.79. Pots from Stamp Groups 26, 27 and 30. Scale 1:3.

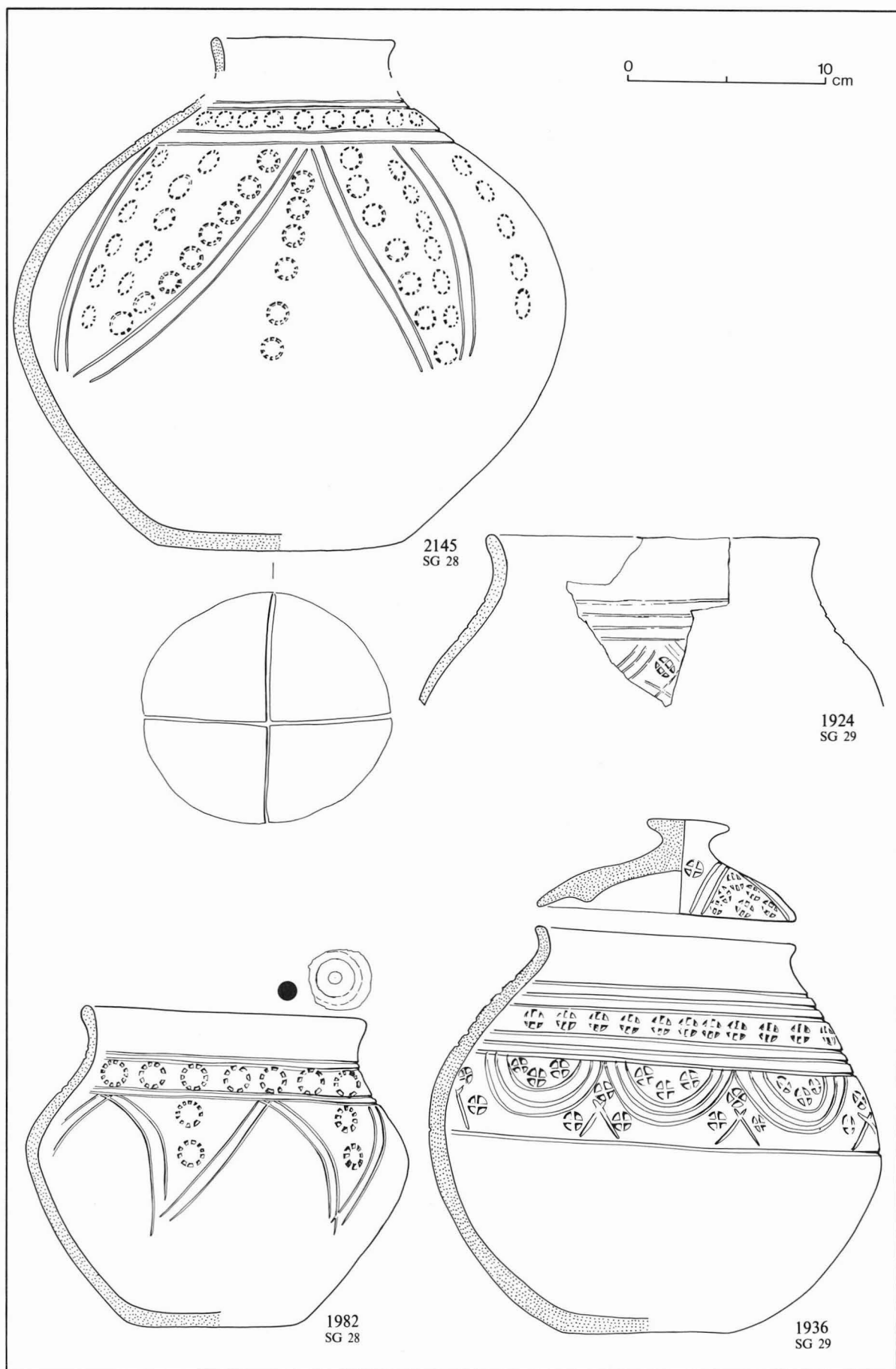


Fig. 80. Pots from Stamp Groups 28 and 29. Scale 1:3.

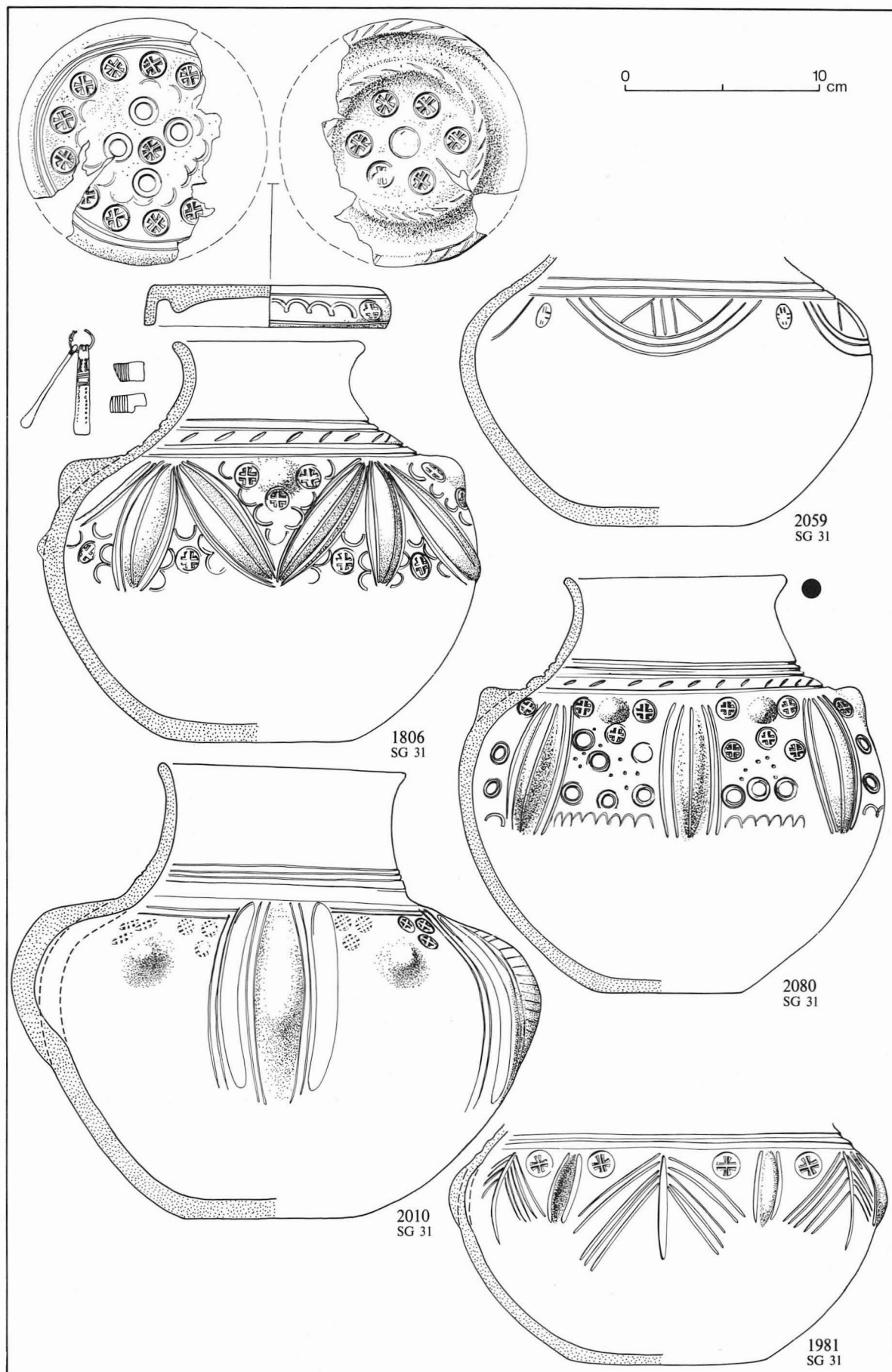


Fig.81. Pots from Stamp Group 31. Scale 1:3.

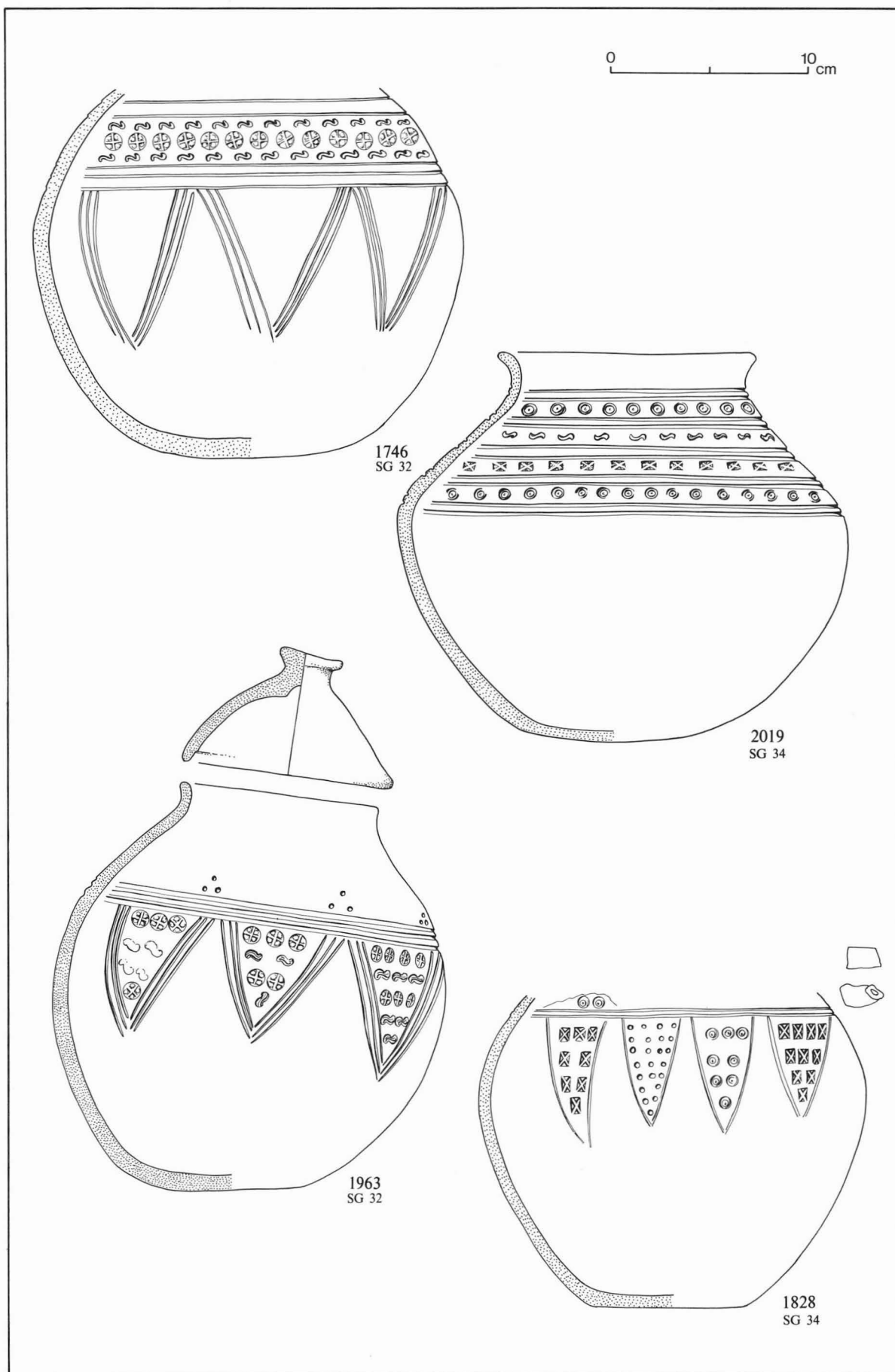


Fig.82. Pots from Stamp Groups 32 and 34. Scale 1:3.

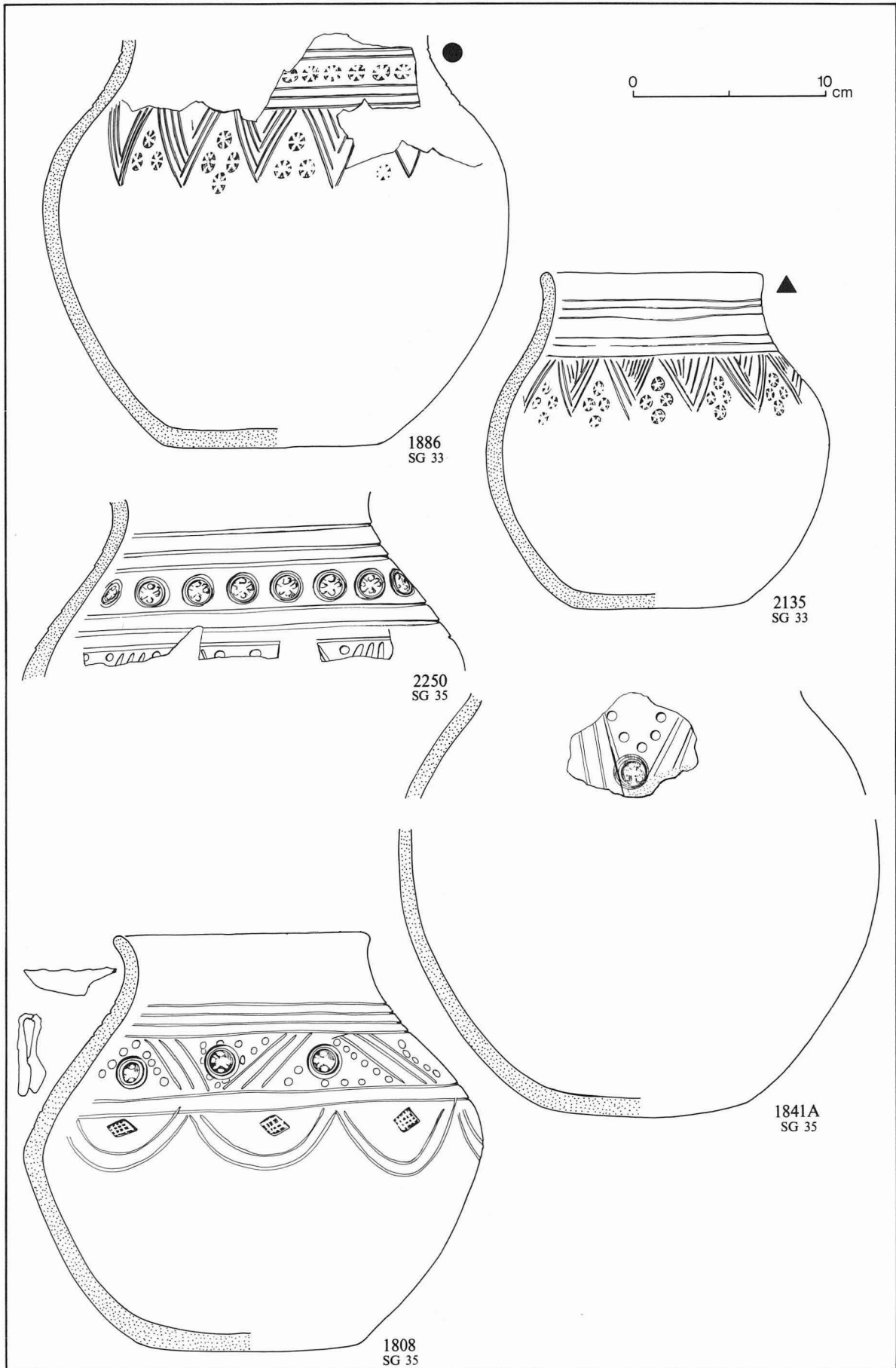


Fig.83. Pots from Stamp Groups 33 and 35. Scale 1:3.

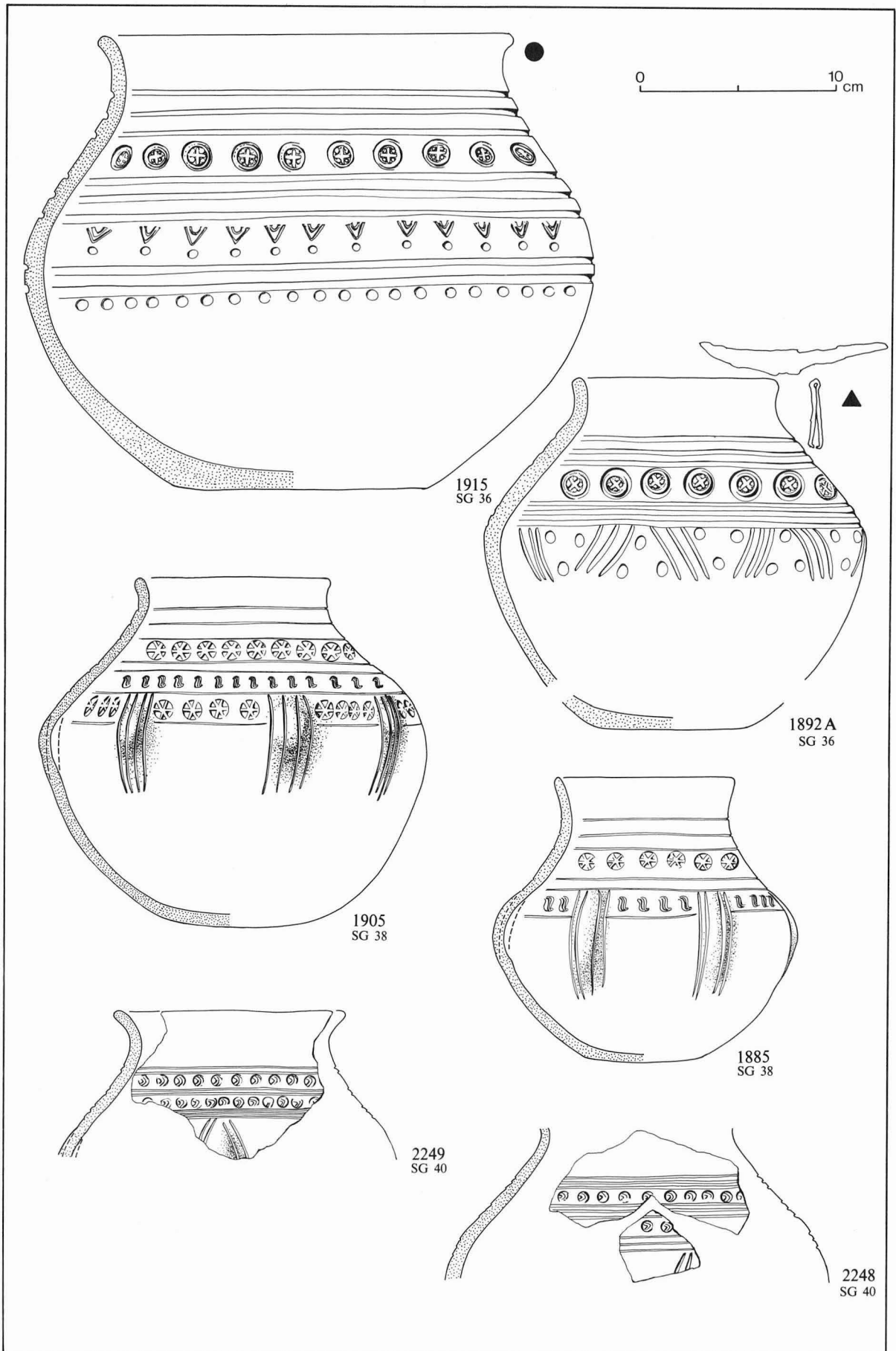


Fig.84. Pots from Stamp Groups 36, 38 and 40. Scale 1:3.



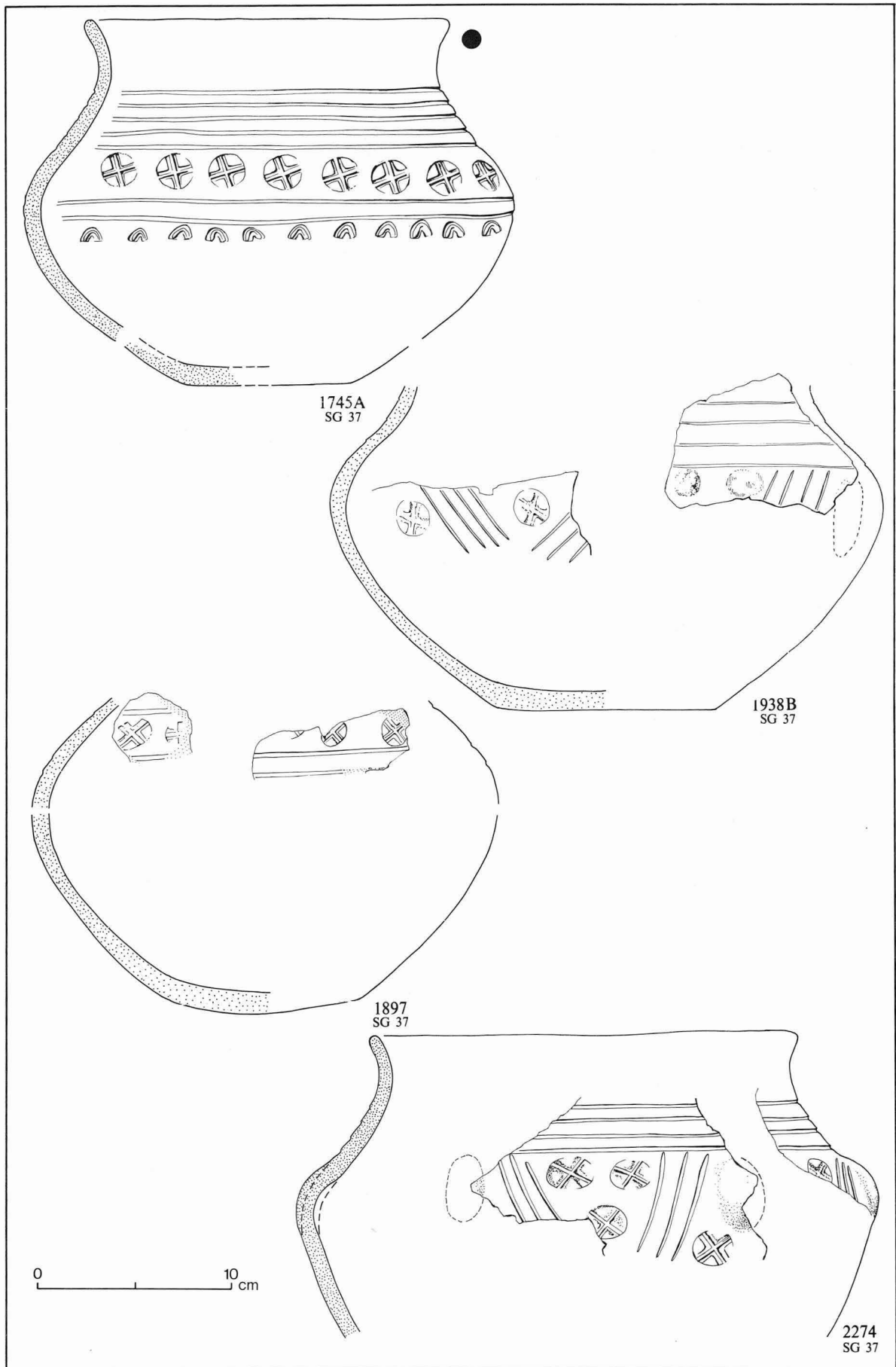


Fig.85. Pots from Stamp Group 37. Scale 1:3.

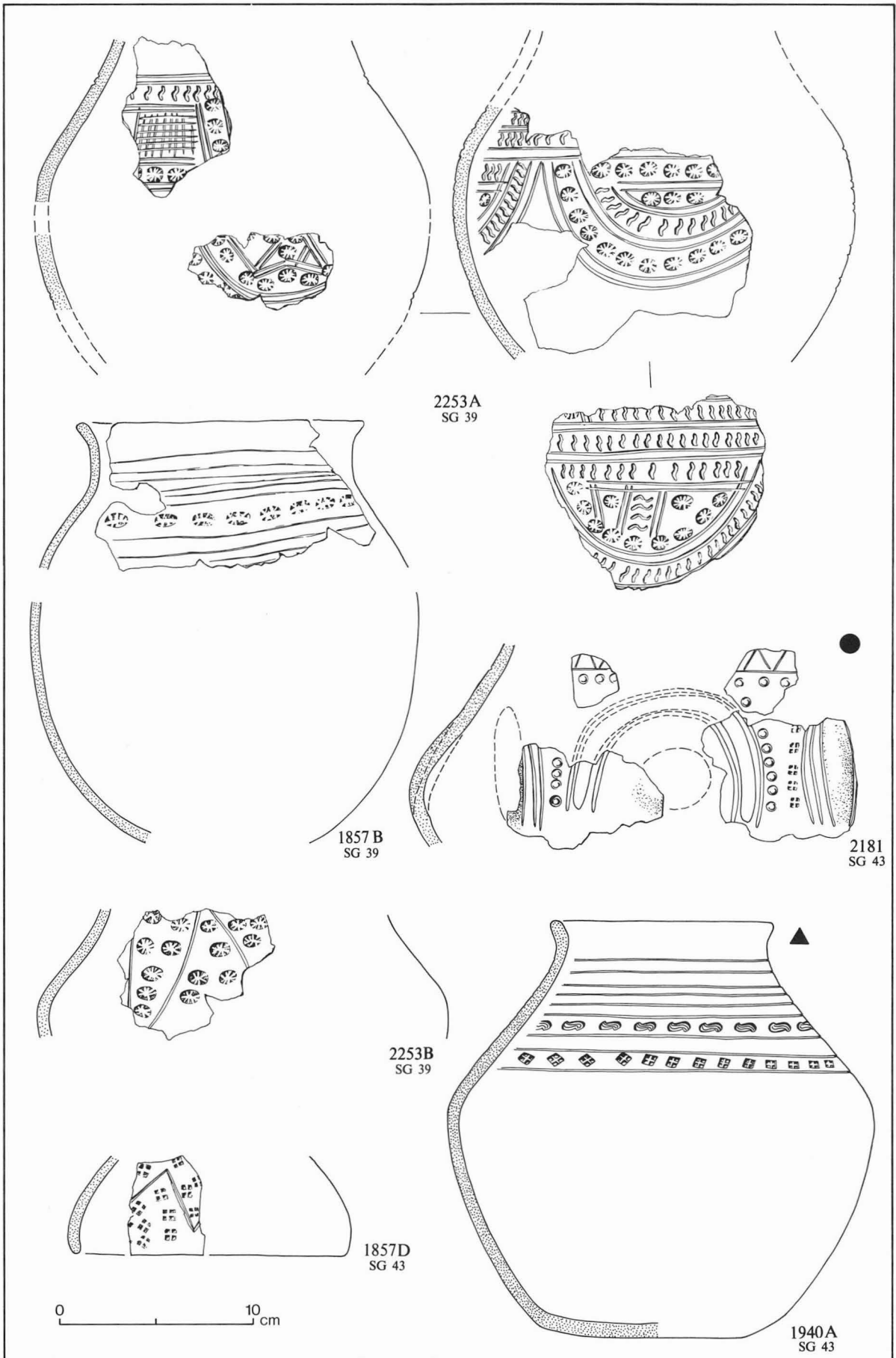


Fig.86. Pots from Stamp Groups 39 and 43. Scale 1:3.

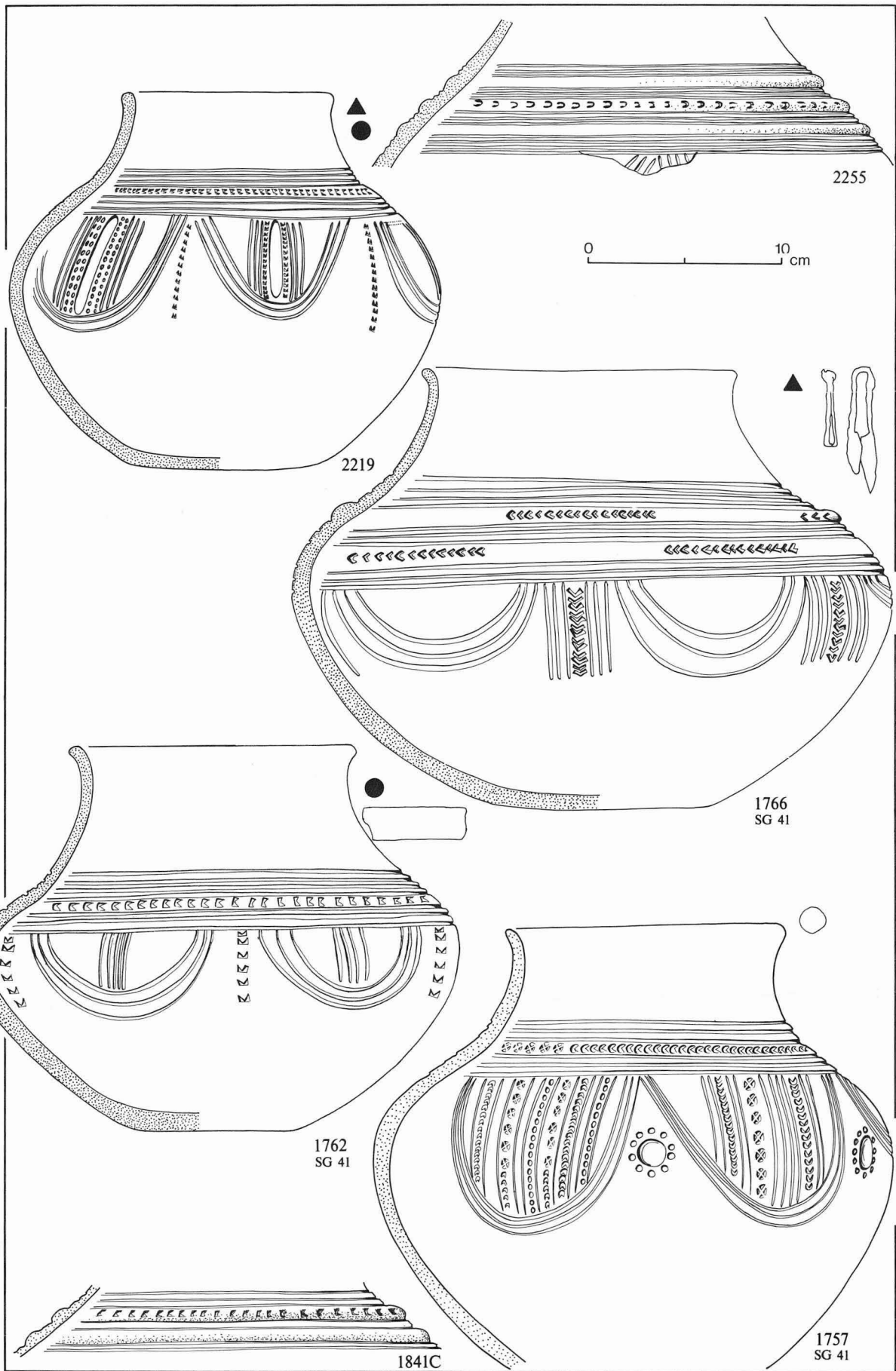


Fig. 87. Pots from Stamp Group 41 and pots 1841C, 2219 and 2255. Scale 1:3.

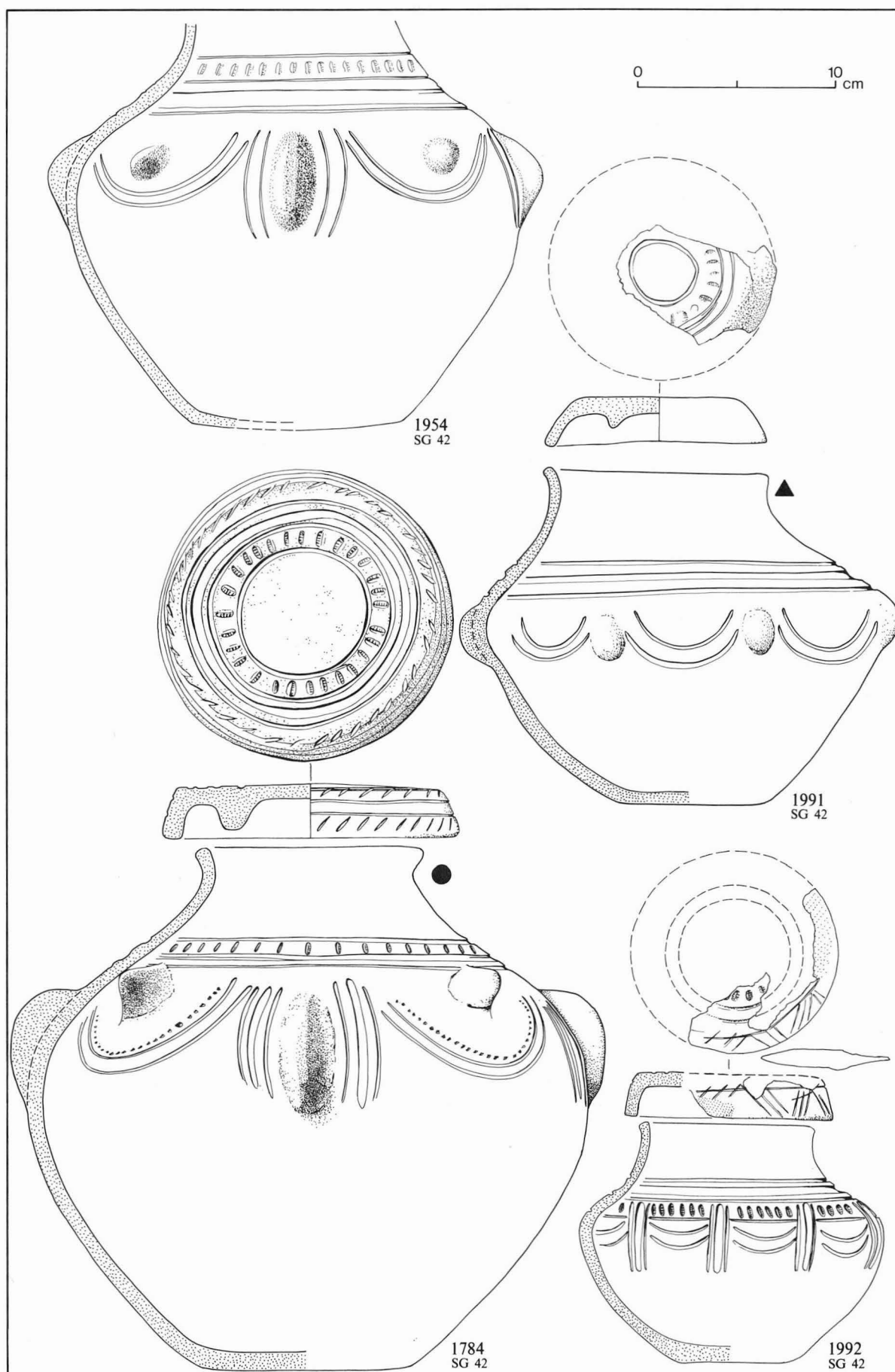


Fig.88. Pots from Stamp Group 42. Scale 1:3.

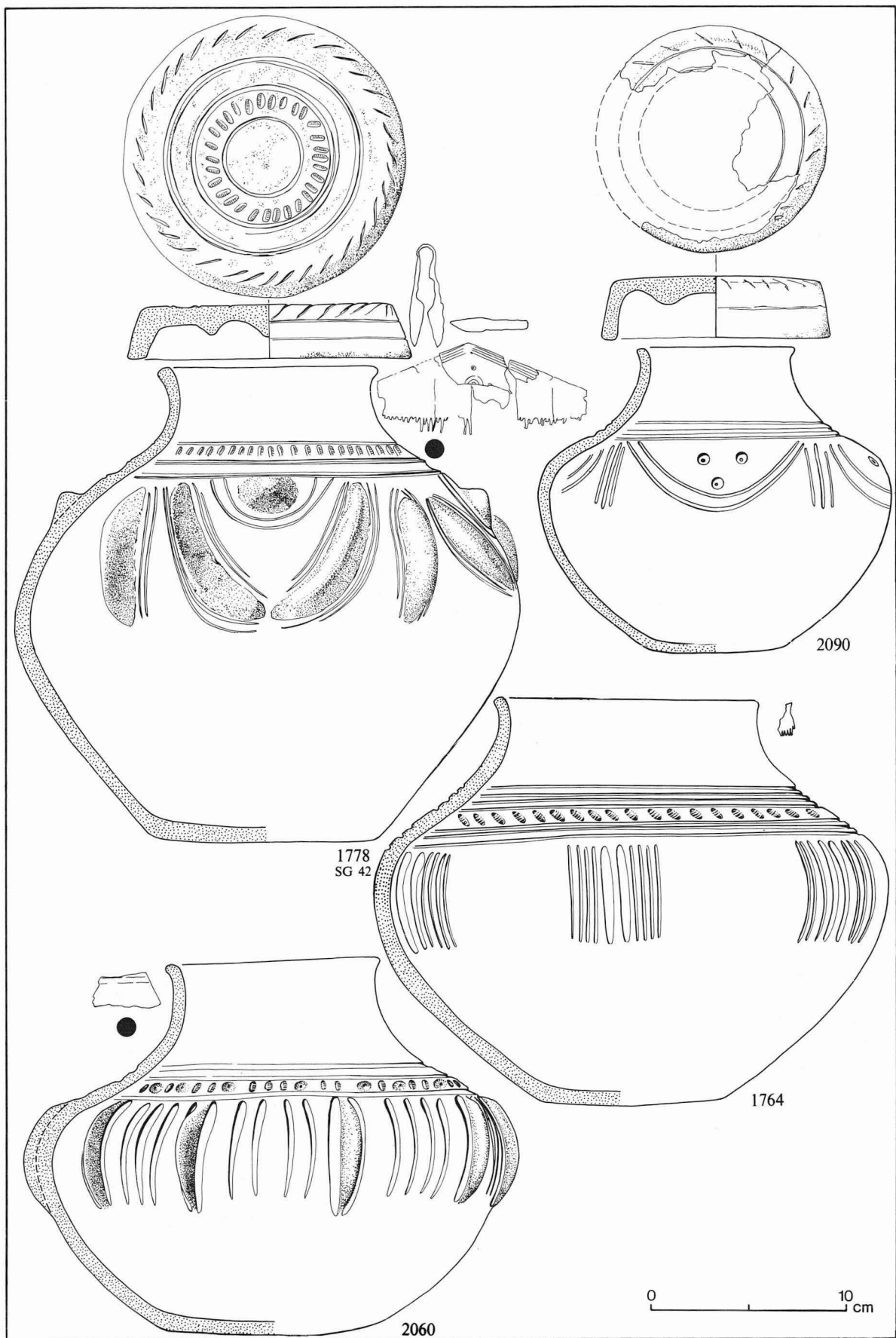


Fig.89. Pot 1778 (Stamp Group 42) and pots with linear, stamped and/or bossed decoration. Scale 1:3.

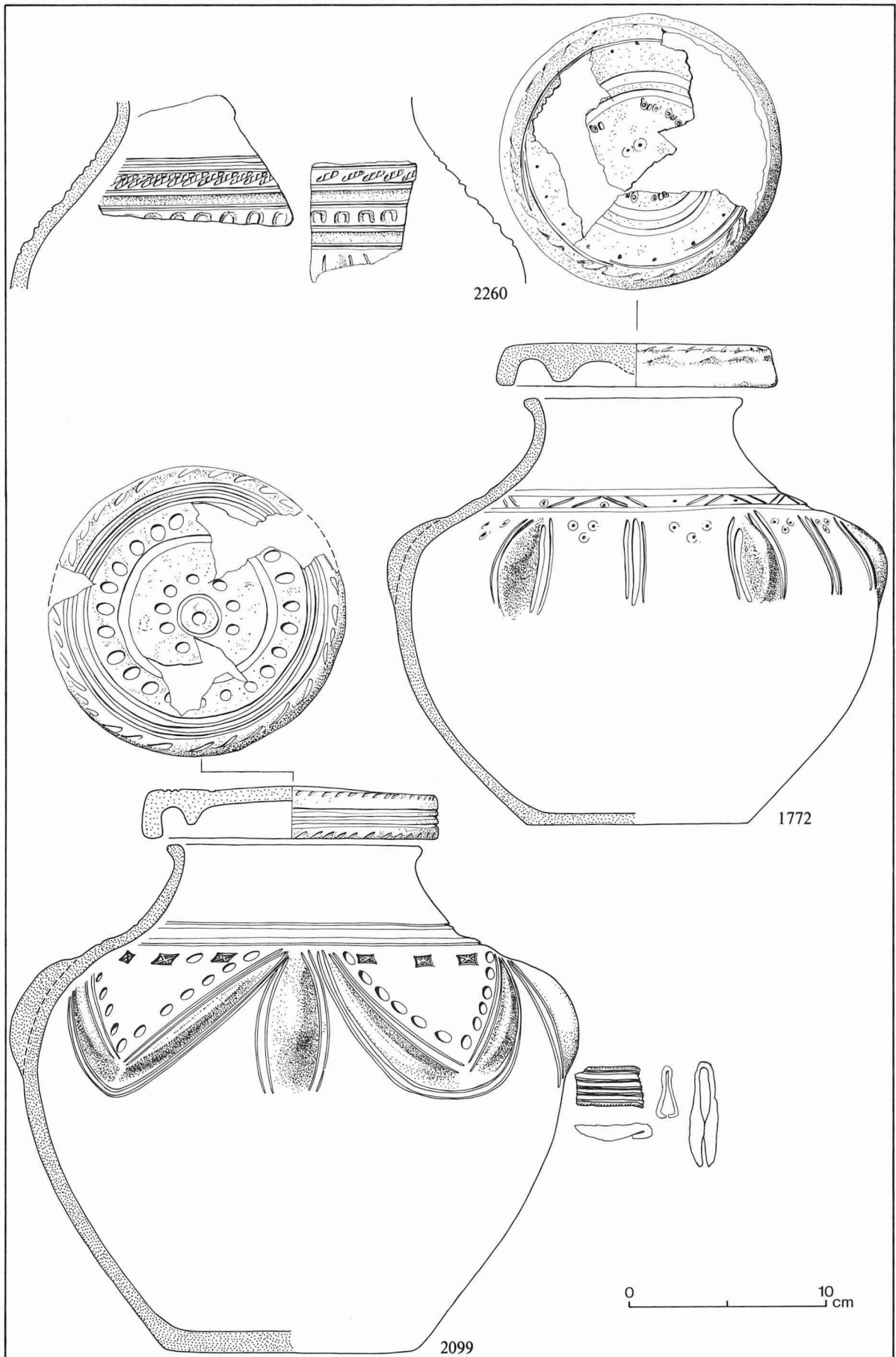


Fig.90. Pots with linear, stamped and/or bossed decoration. Scale 1:3.

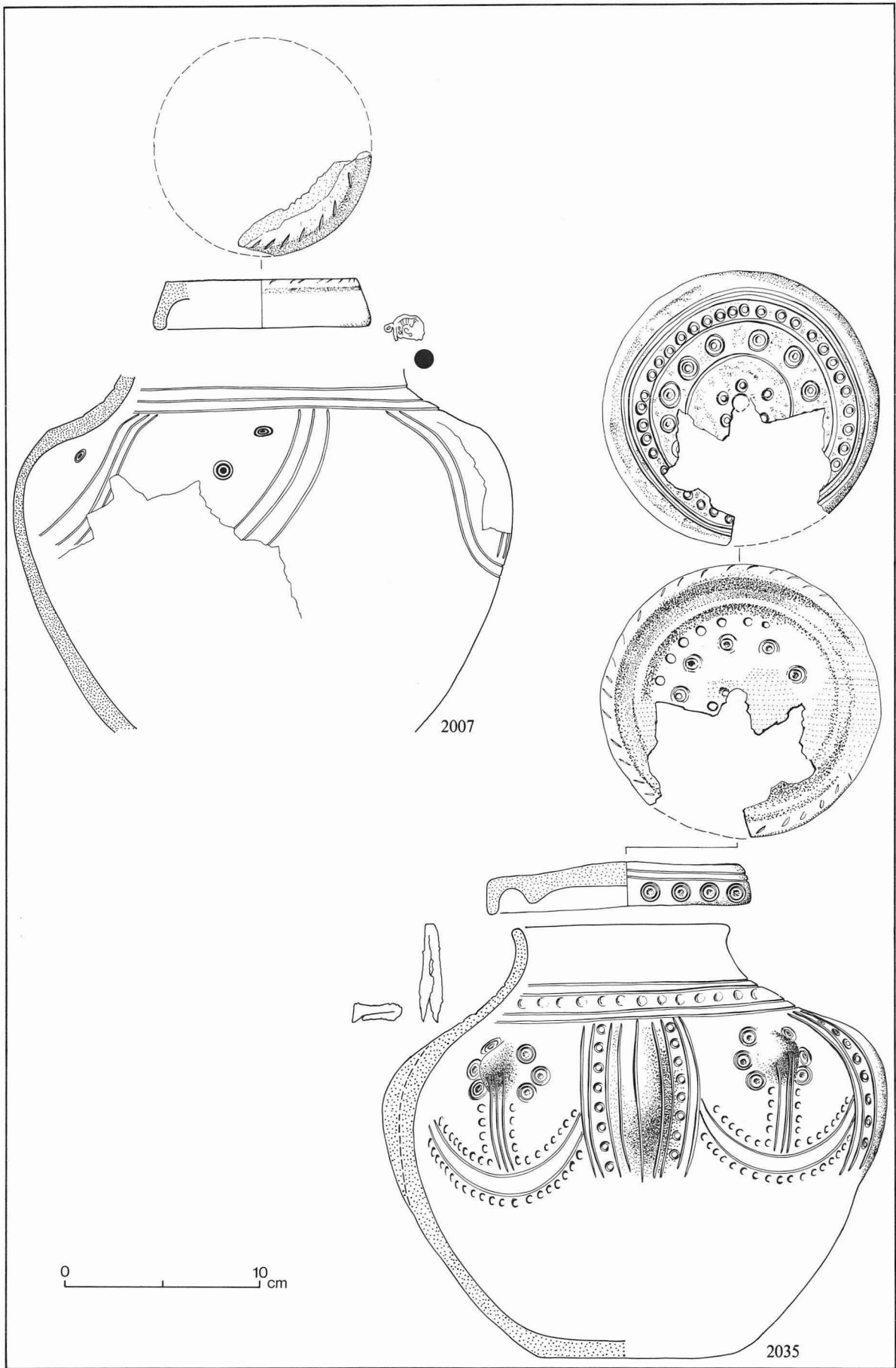


Fig.91. Pots with linear, stamped and/or bossed decoration. Scale 1:3.

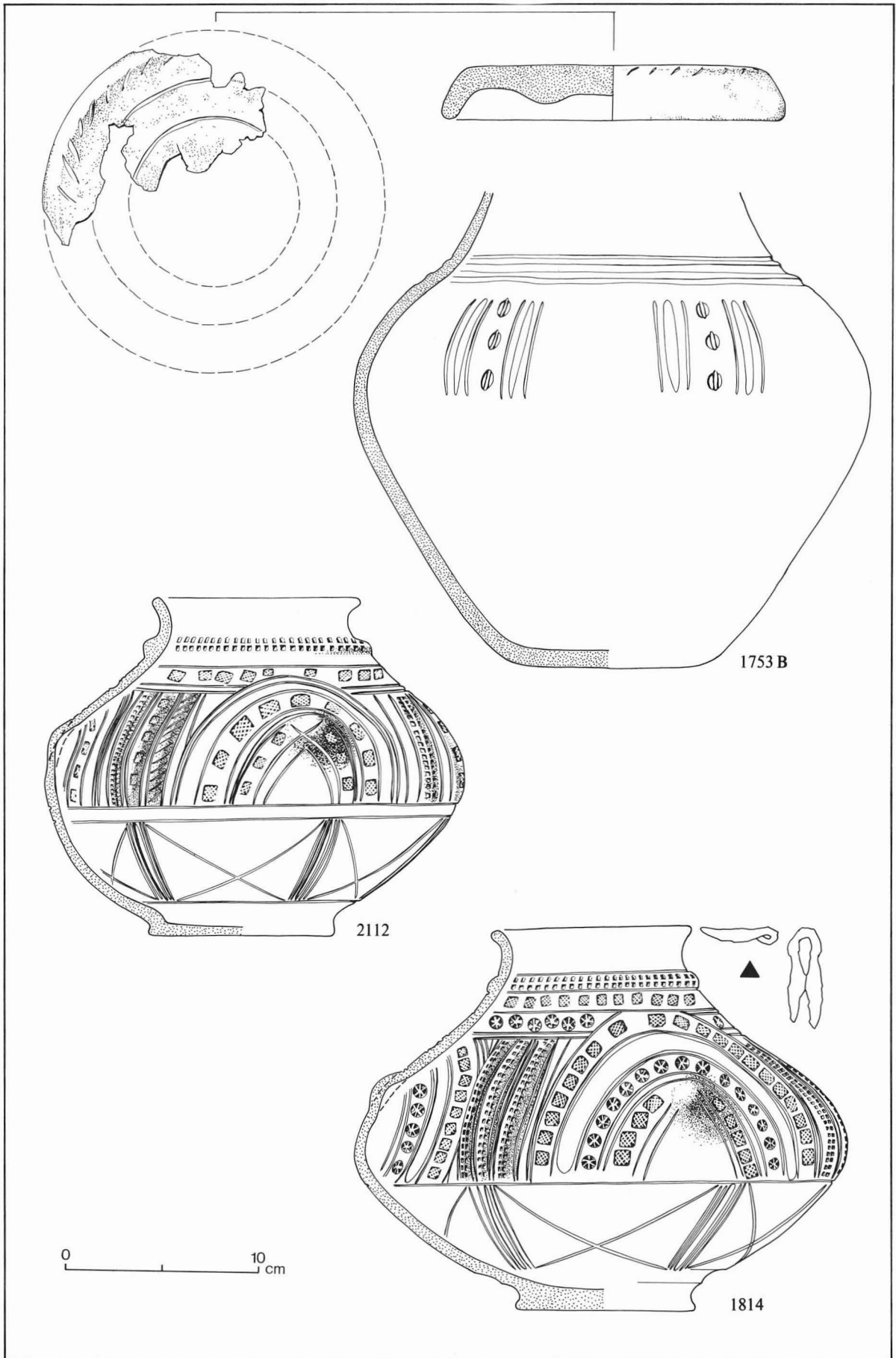


Fig.92. Pots with linear, stamped and/or bossed decoration. Scale 1:3.



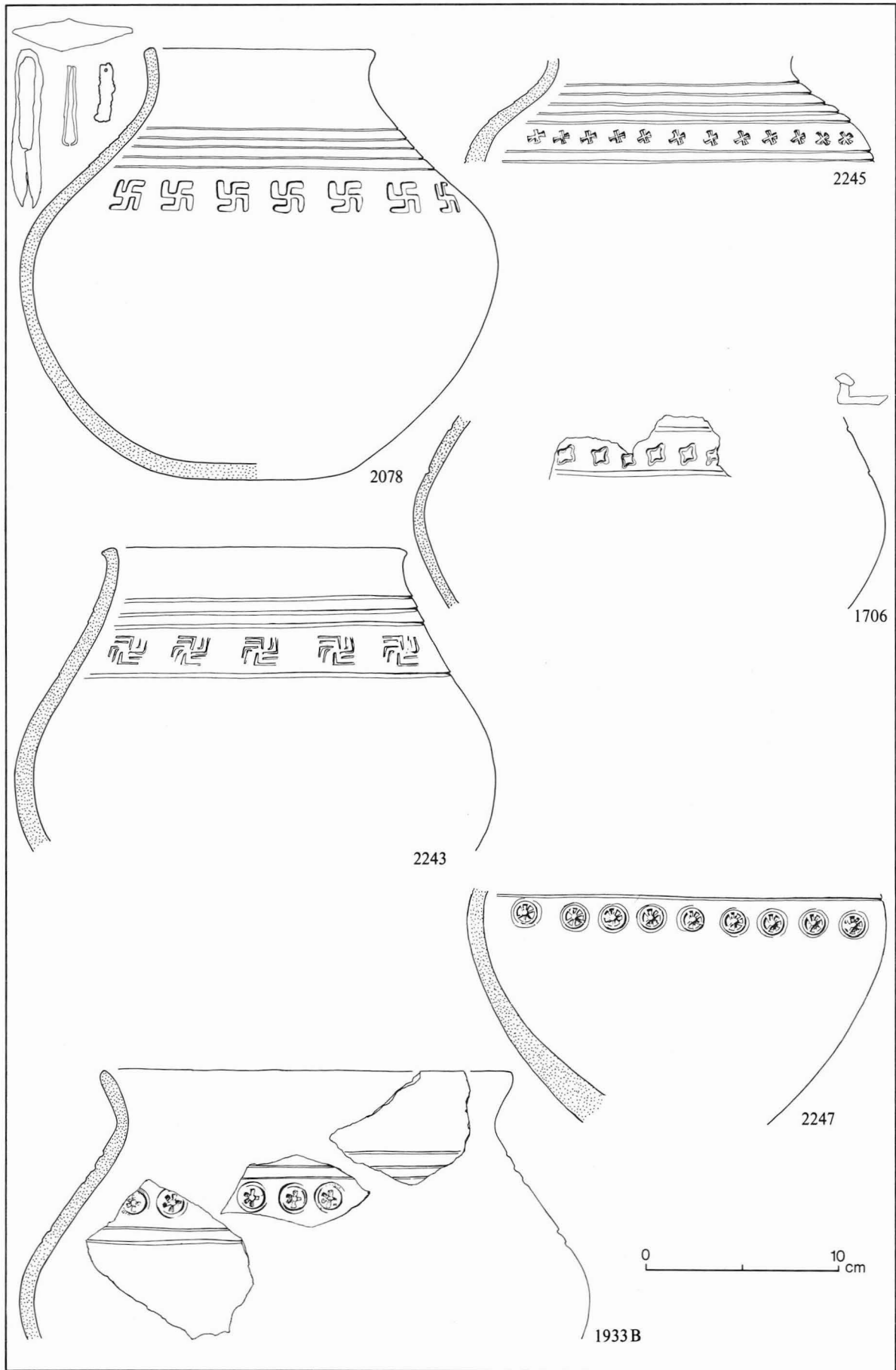


Fig.93. Pots with linear and stamped decoration. Scale 1:3.

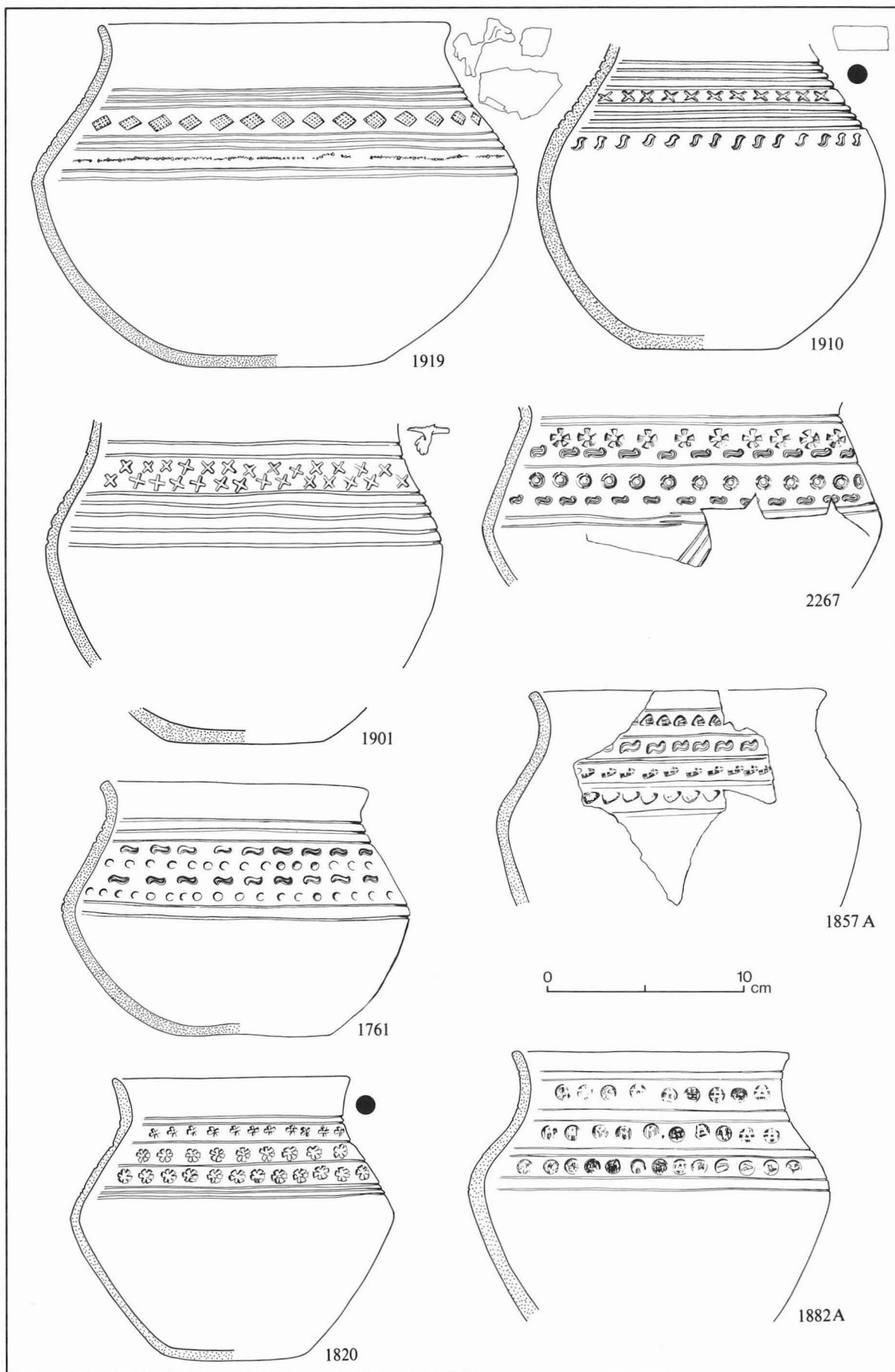


Fig.94. Pots with linear and stamped decoration. Scale 1:3.

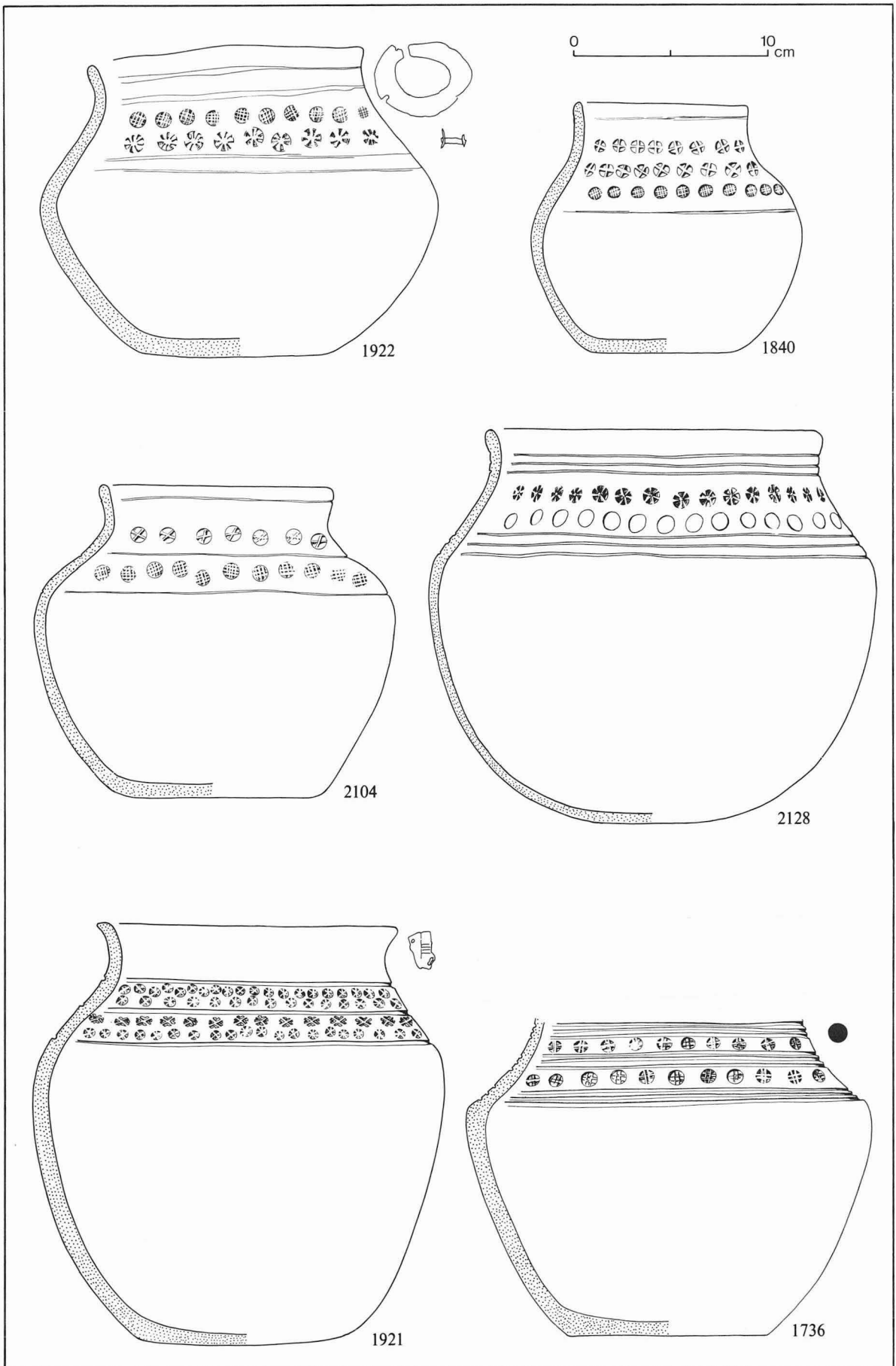


Fig.95. Pots with linear and stamped decoration. Scale 1:3.

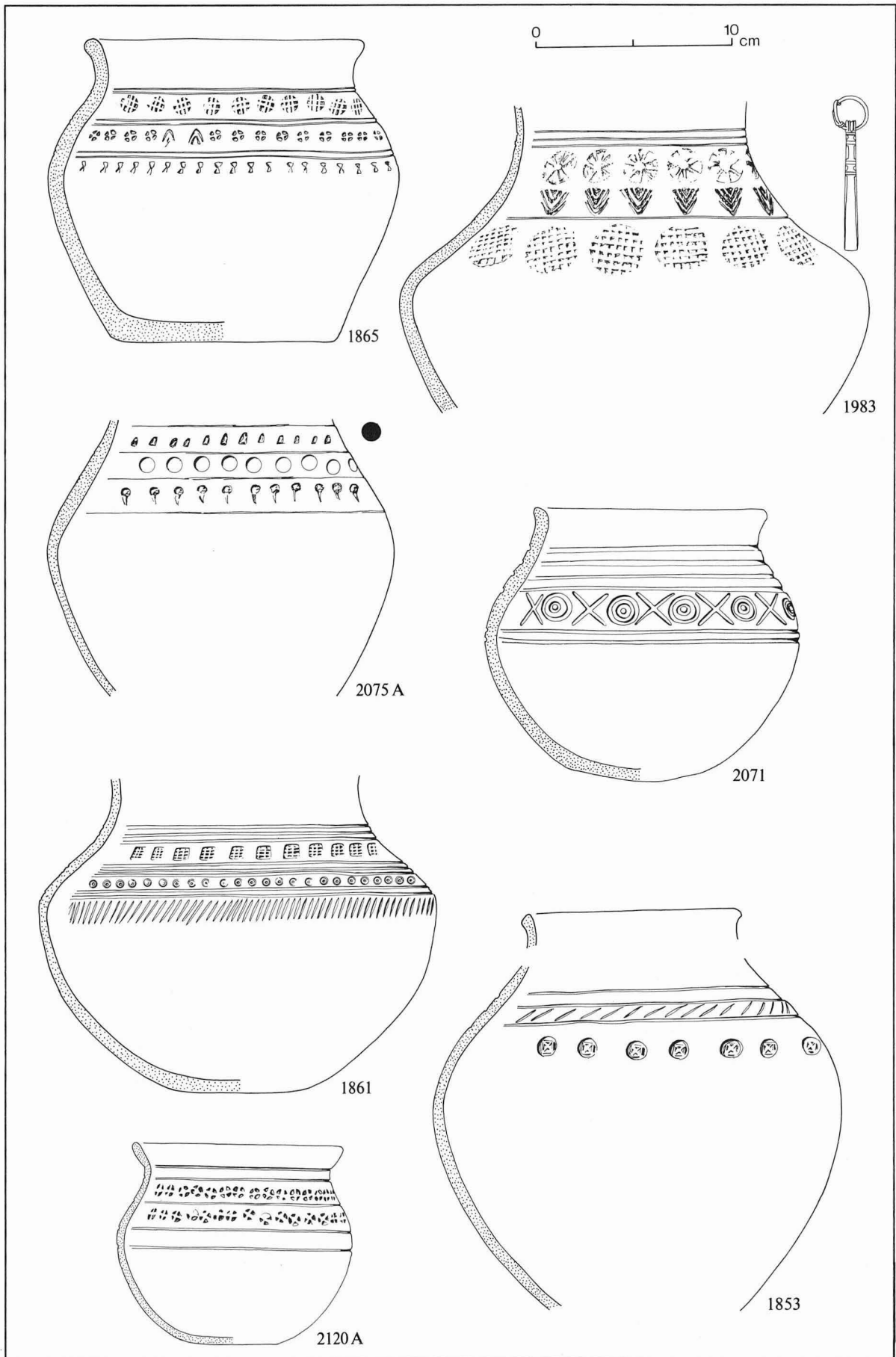


Fig.96. Pots with linear and stamped decoration. Scale 1:3.

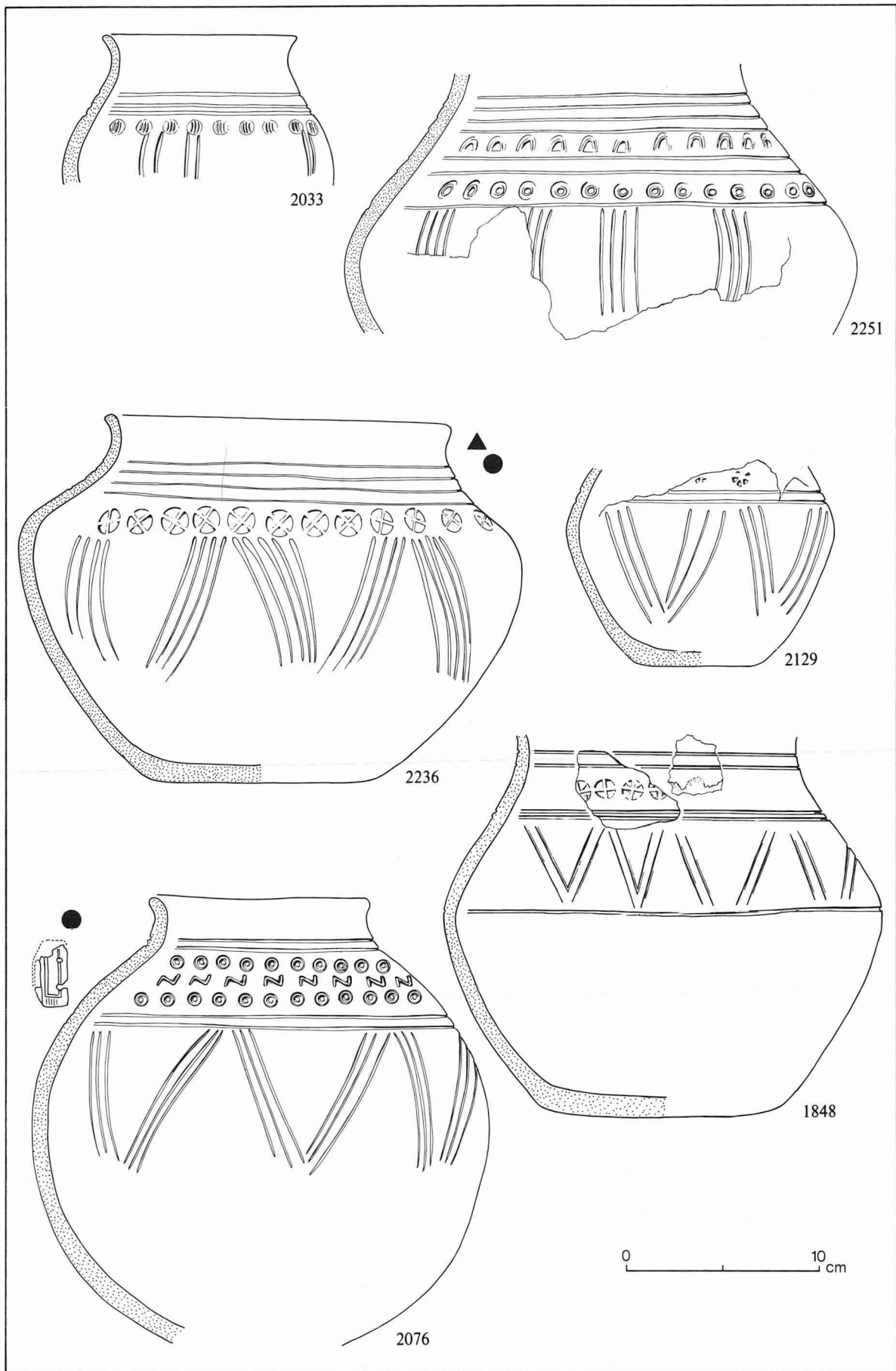


Fig.97. Pots with linear and stamped decoration. Scale 1:3.

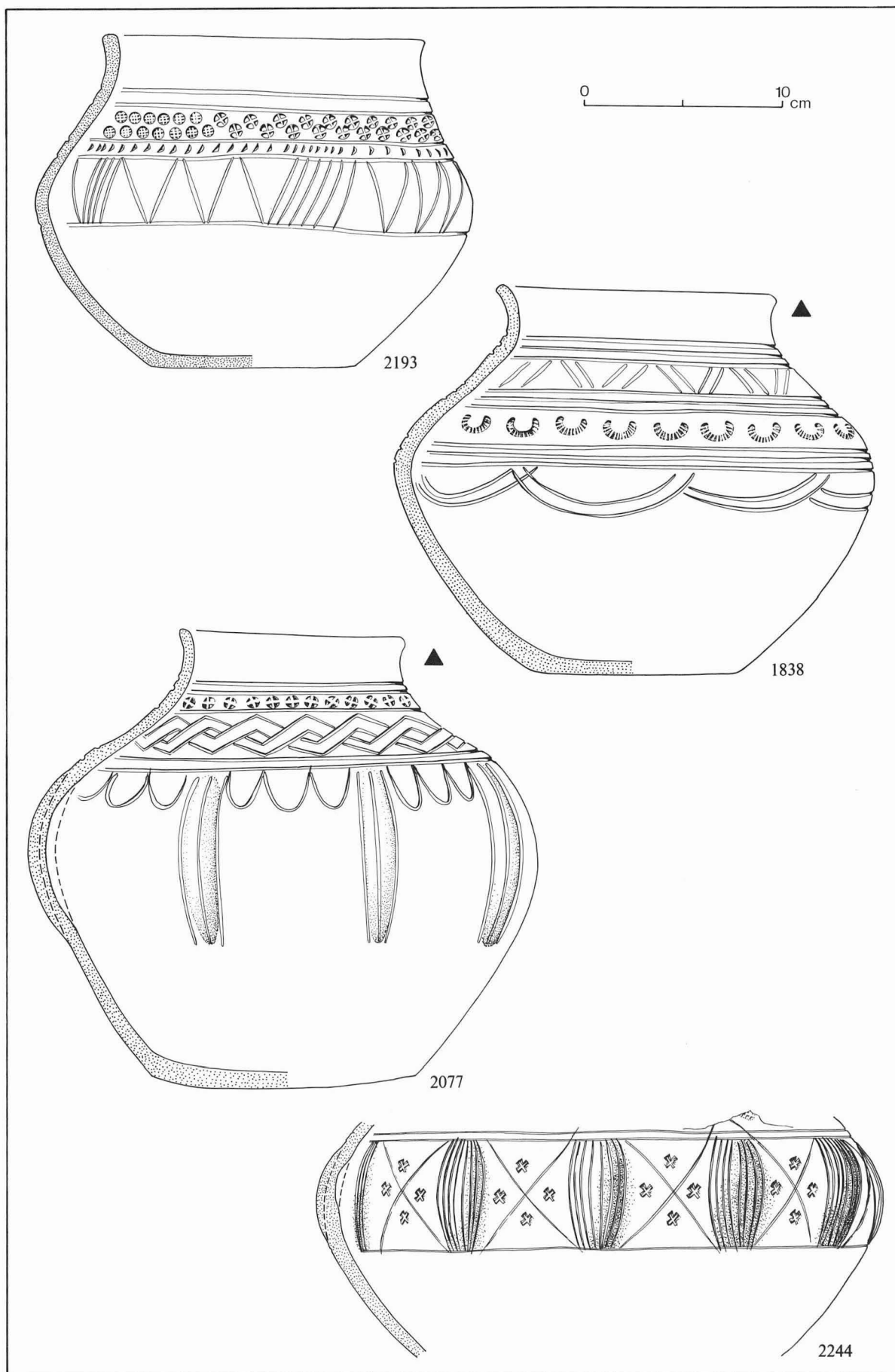


Fig.98. Pots with linear, stamped and/or bossed decoration. Scale 1:3.

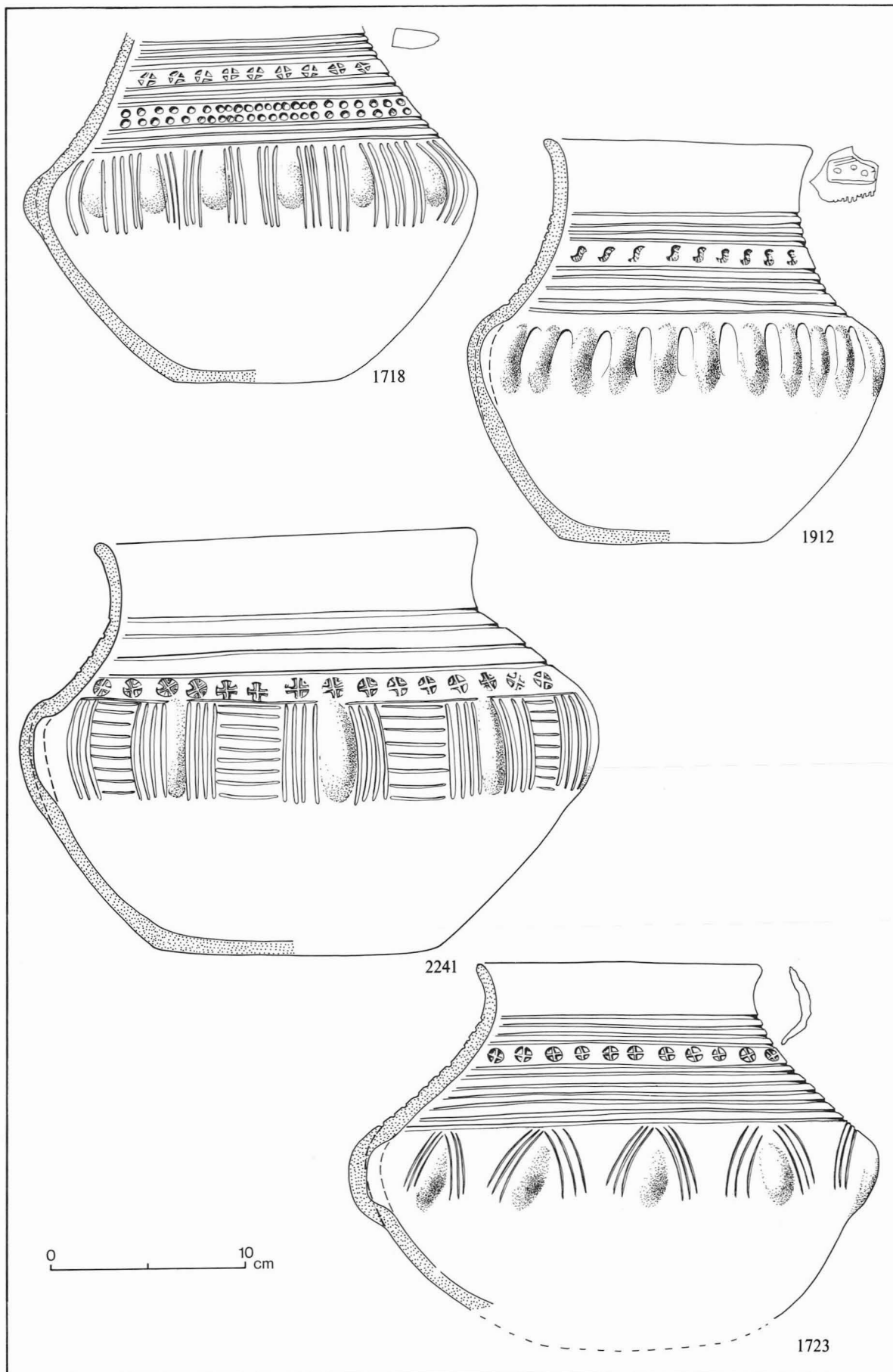


Fig.99. Pots with linear stamped and bossed decoration. Scale 1:3.

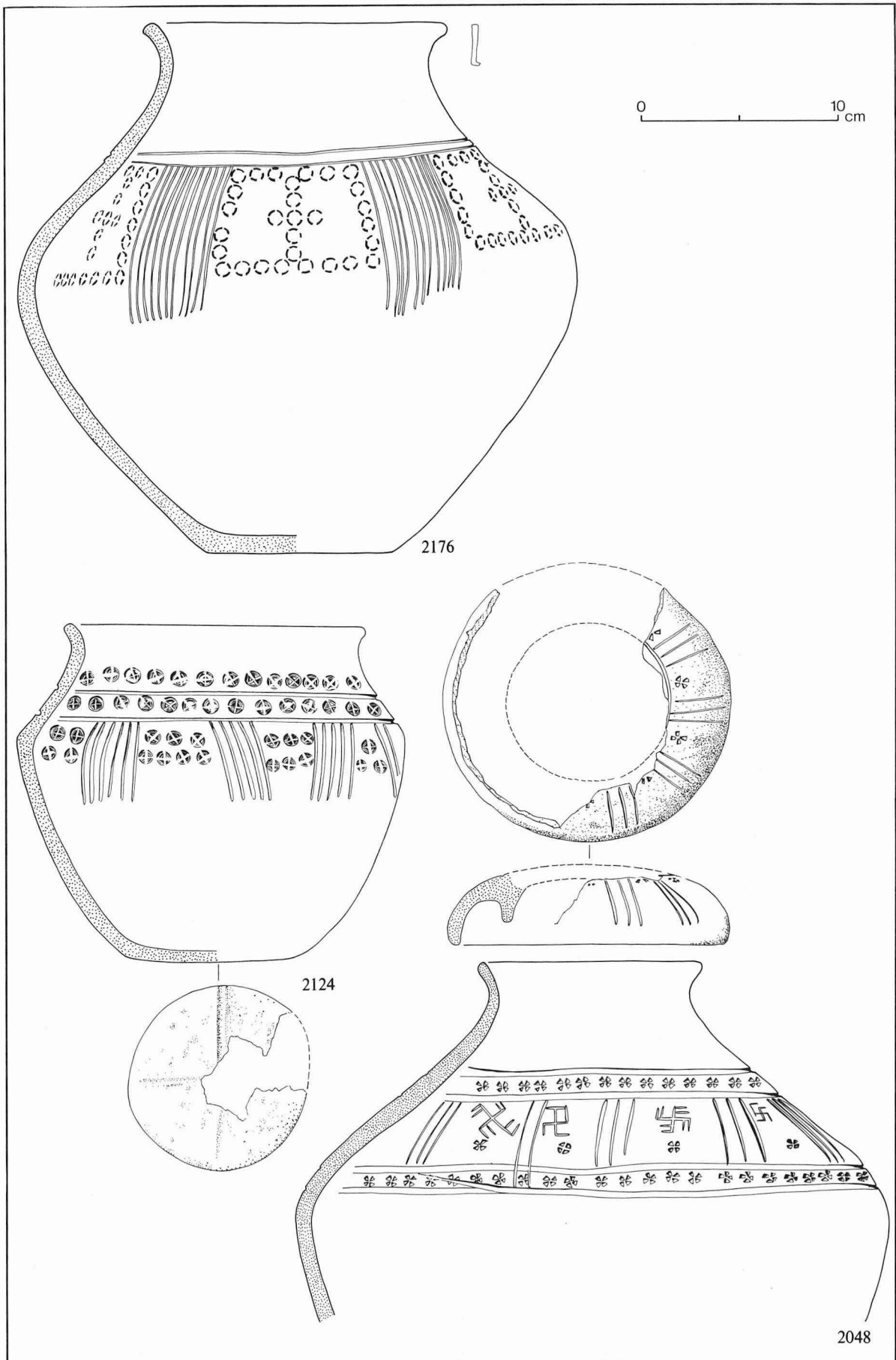


Fig.100. Pots with linear and stamped decoration. Scale 1:3.



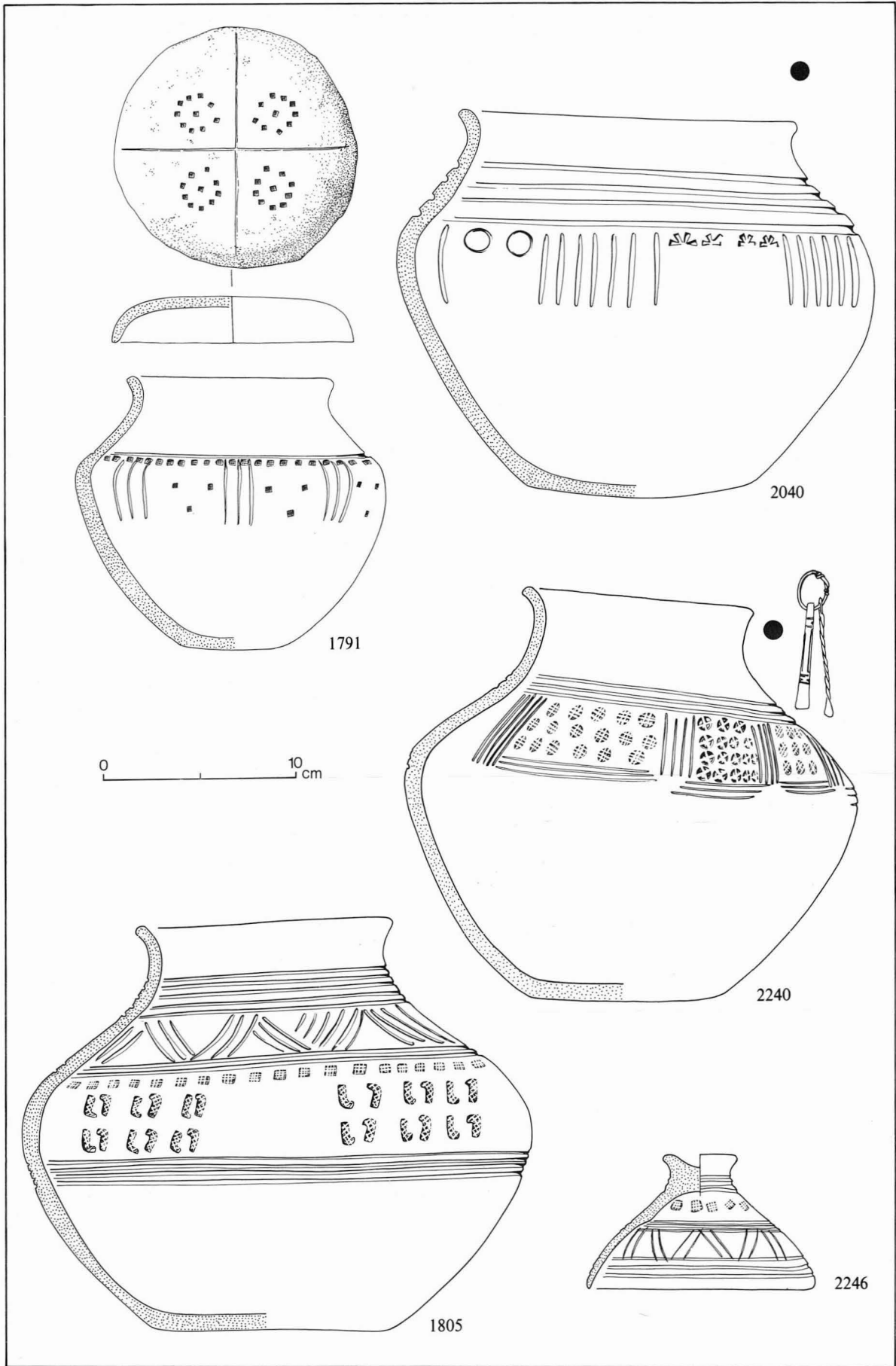


Fig.101. Pots with linear and stamped decoration. Scale 1:3.

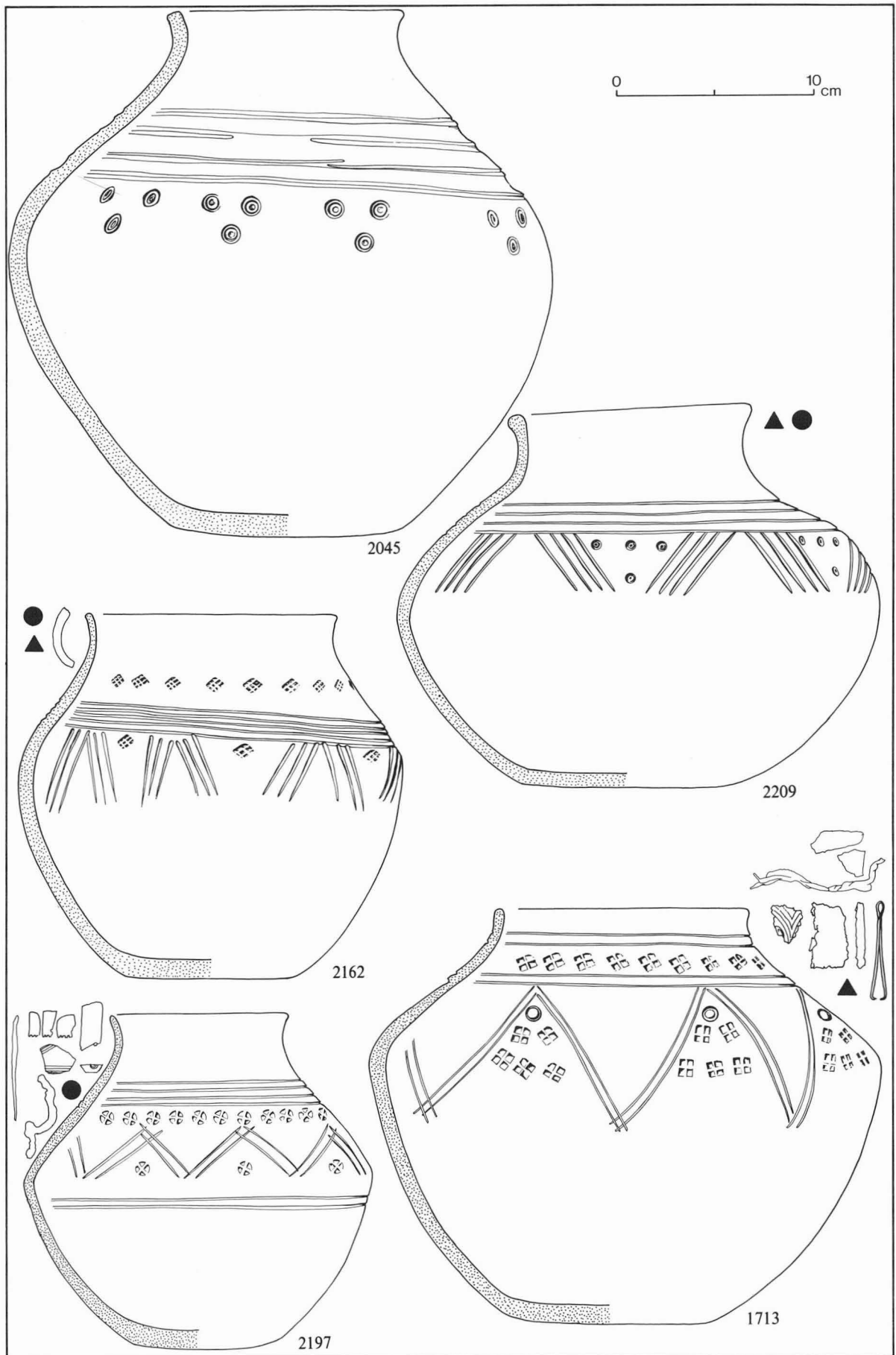


Fig.102. Pots with linear and stamped decoration. Scale 1:3.

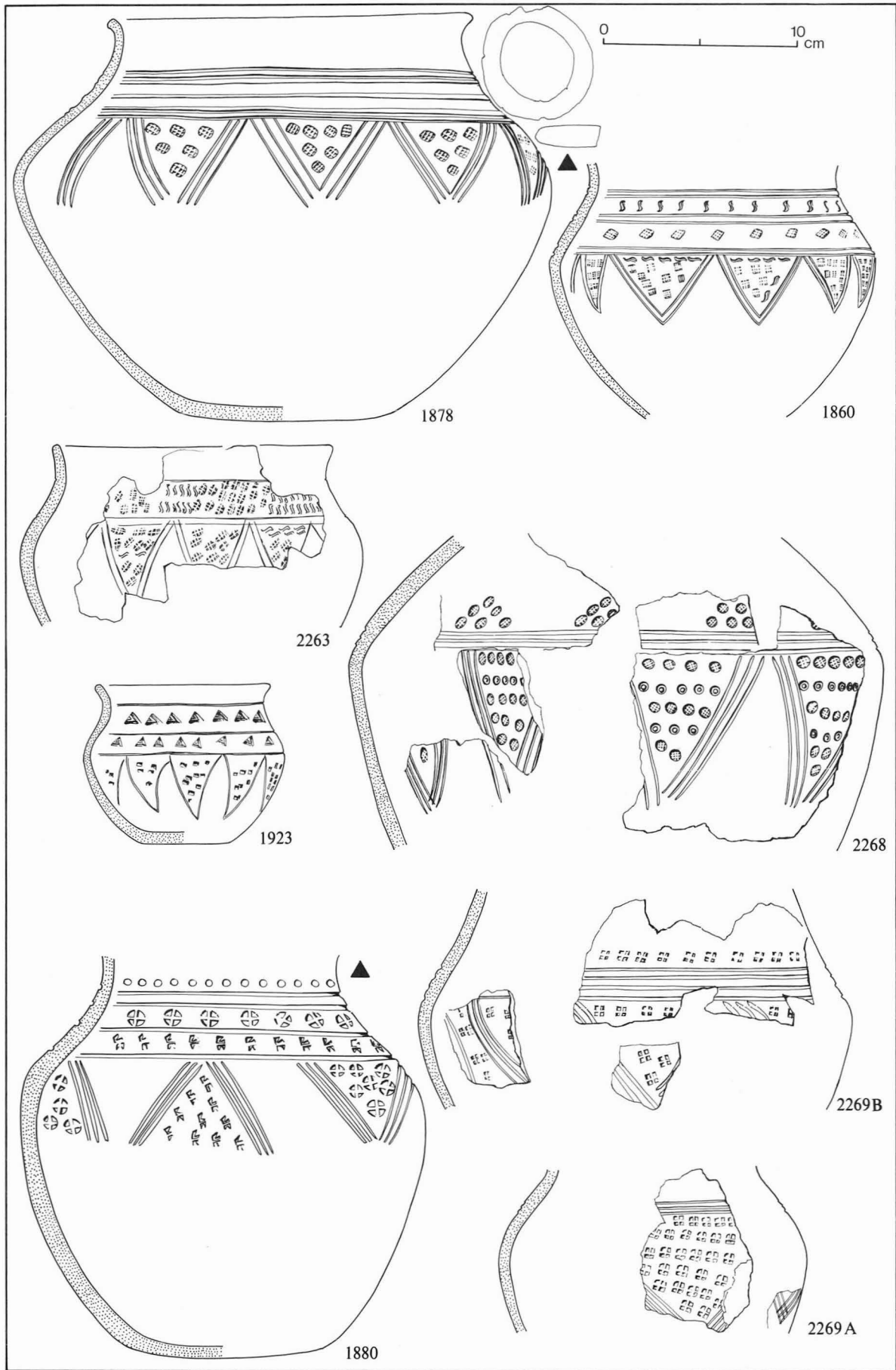


Fig.103. Pots with linear and stamped decoration. Scale 1:3.

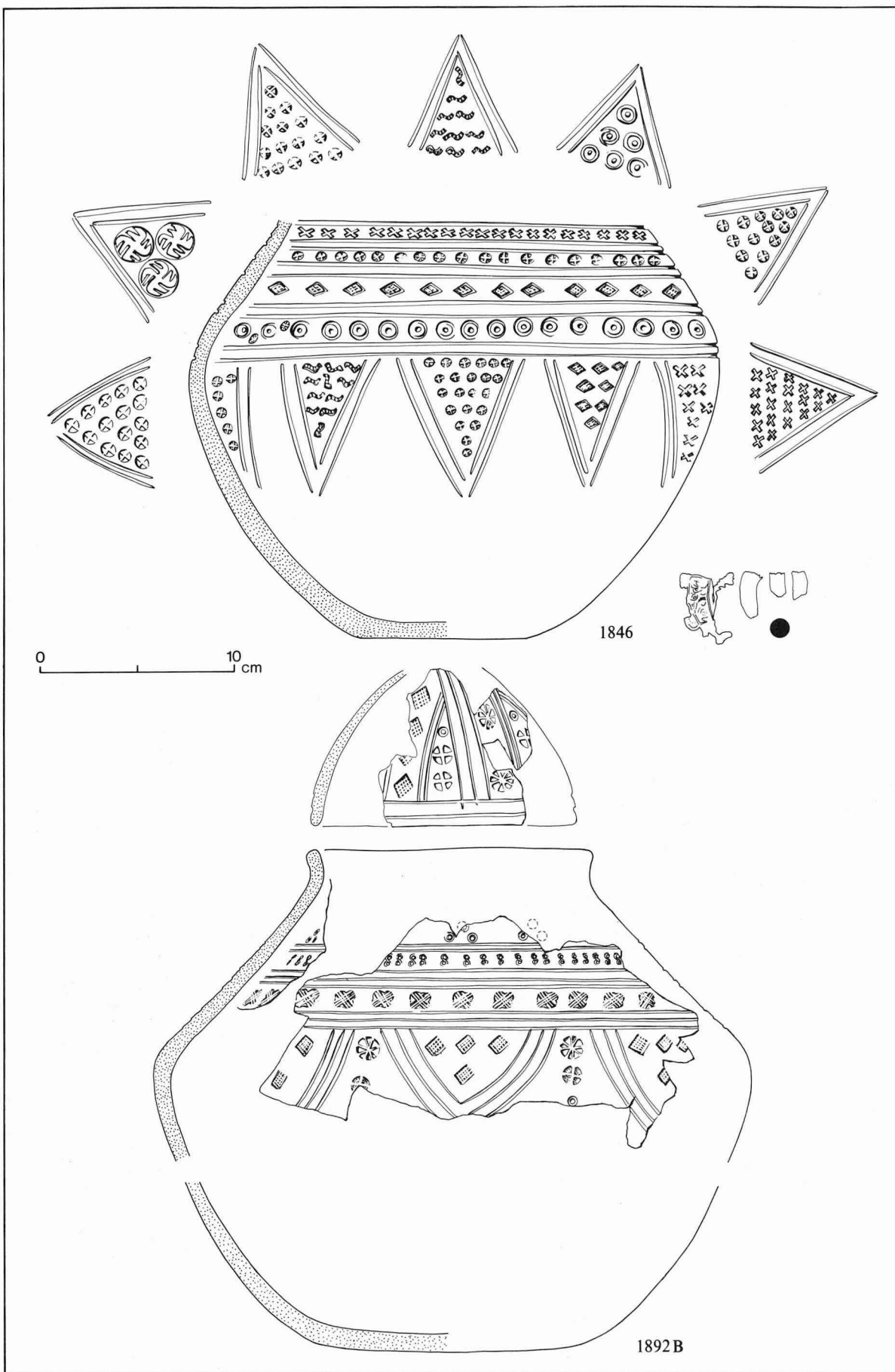


Fig.104. Pots with linear and stamped decoration. Scale 1:3.

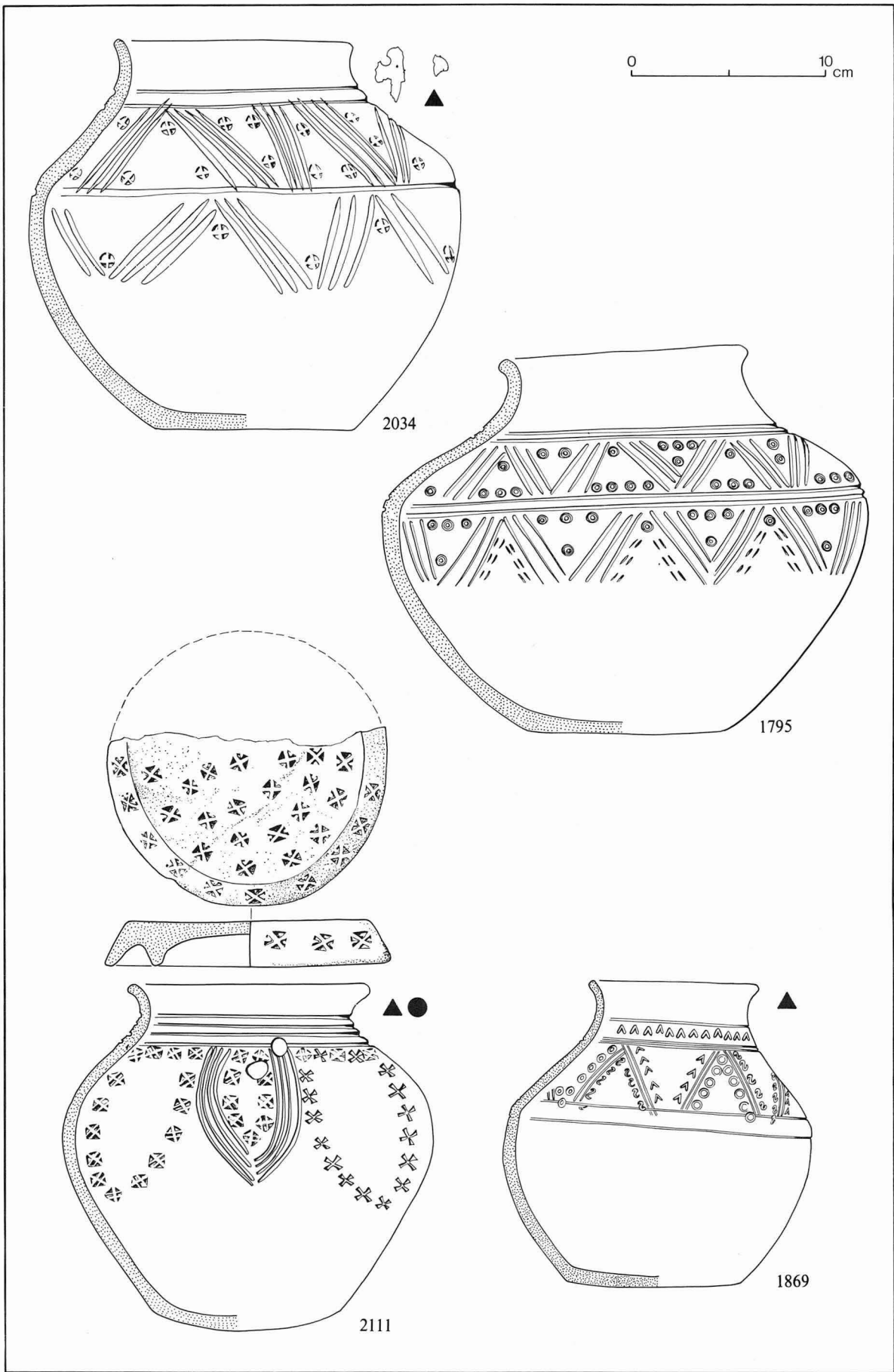


Fig.105. Pots with linear and stamped decoration. Scale 1:3.

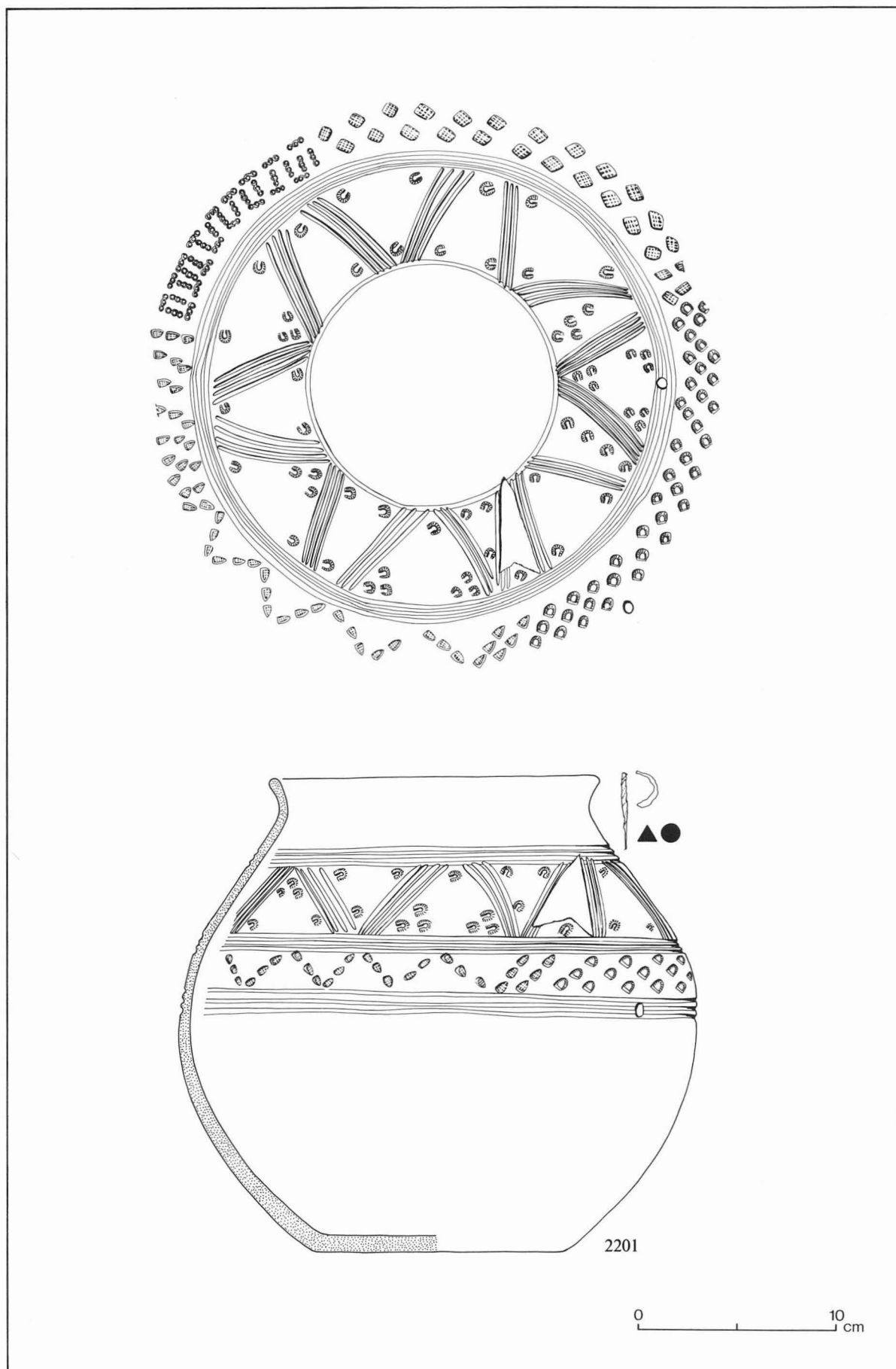


Fig.106. Pot with linear and stamped decoration. Scale 1:3.

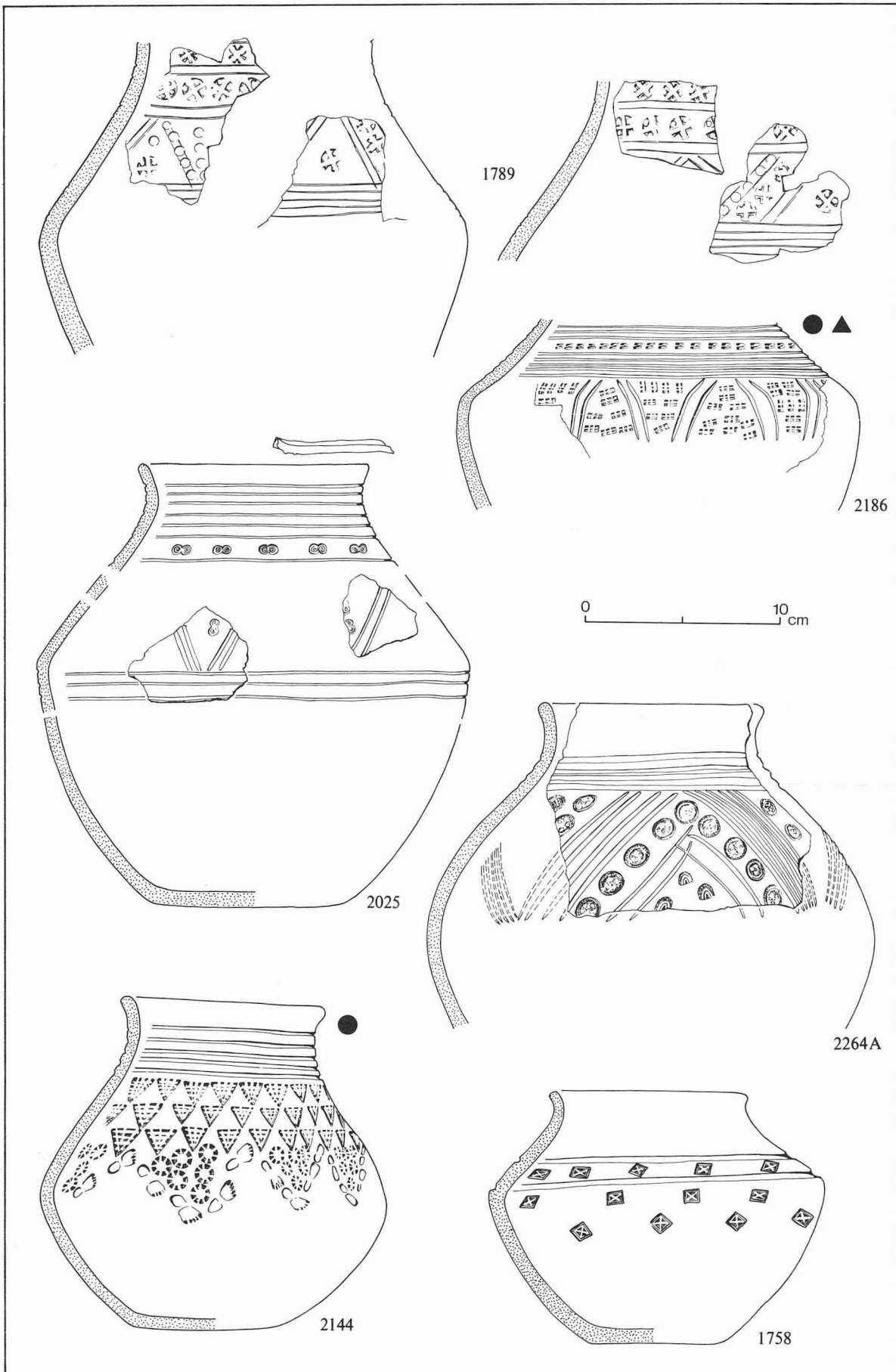


Fig.107. Pots with linear and stamped decoration. Scale 1:3.

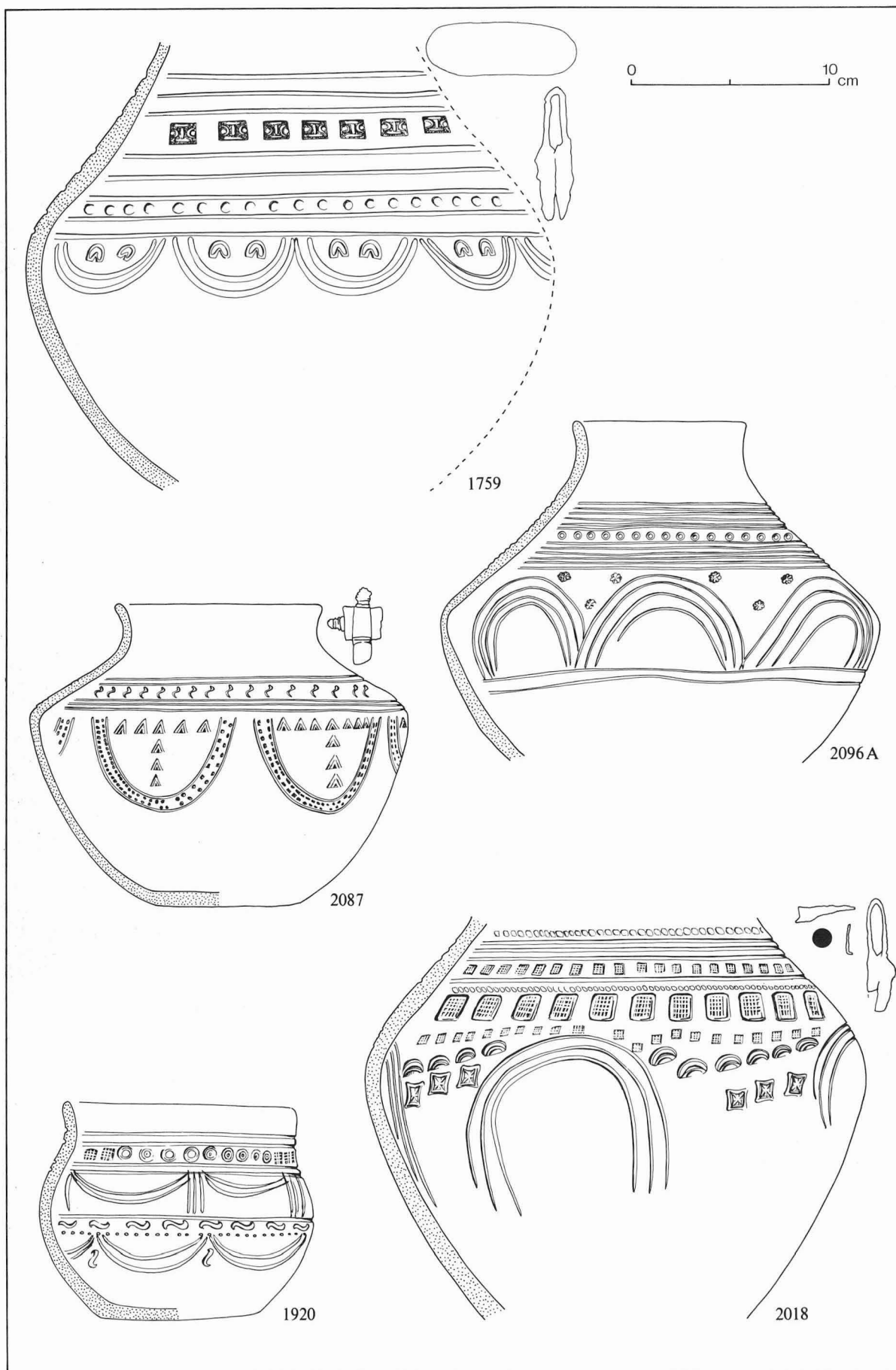


Fig.108. Pots with linear and stamped decoration. Scale 1:3.



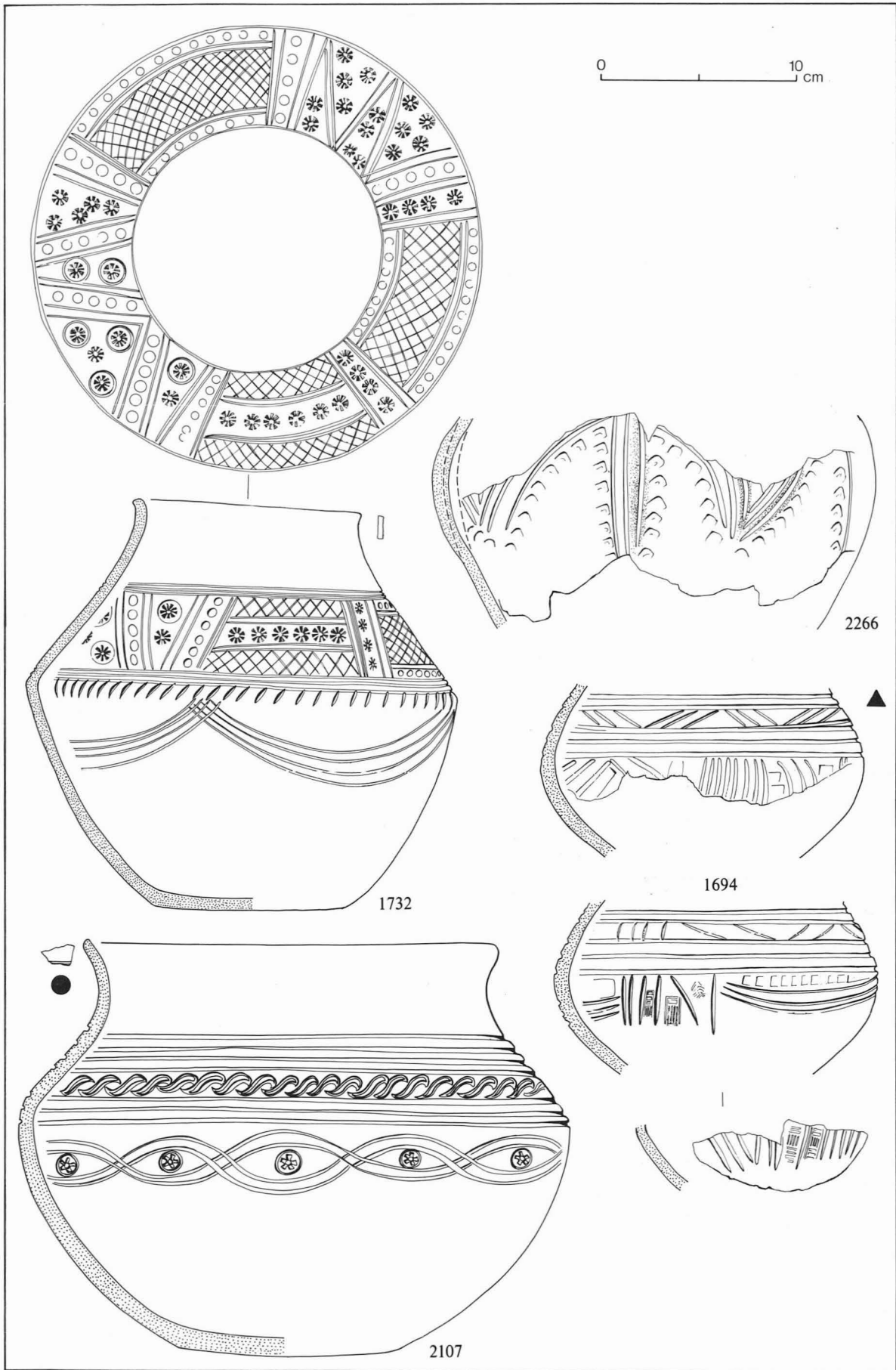


Fig. 109. Pots with linear and stamped decoration. Scale 1:3.

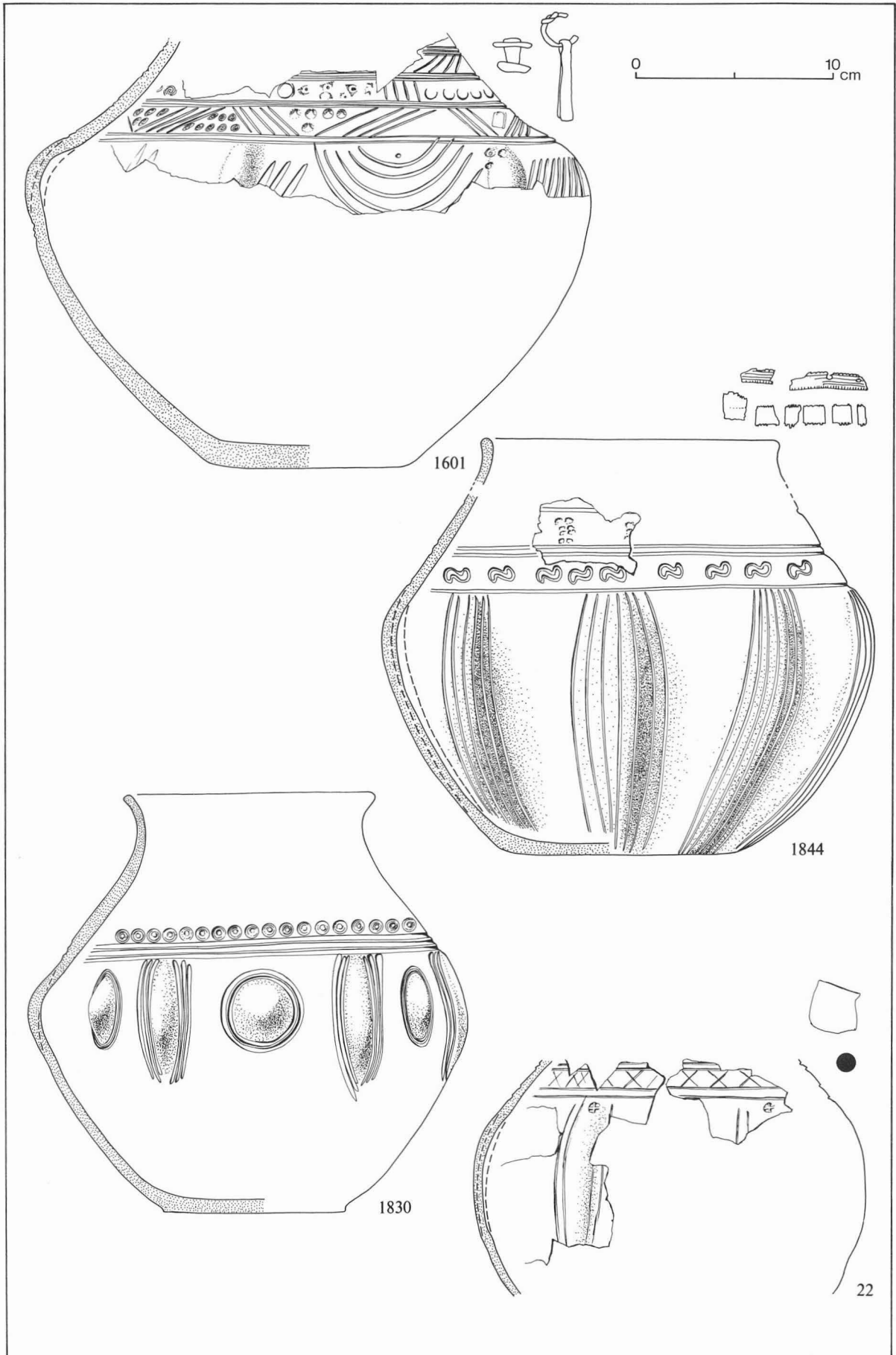


Fig.110. Pots with stamped, linear and bossed decoration. Scale 1:3.

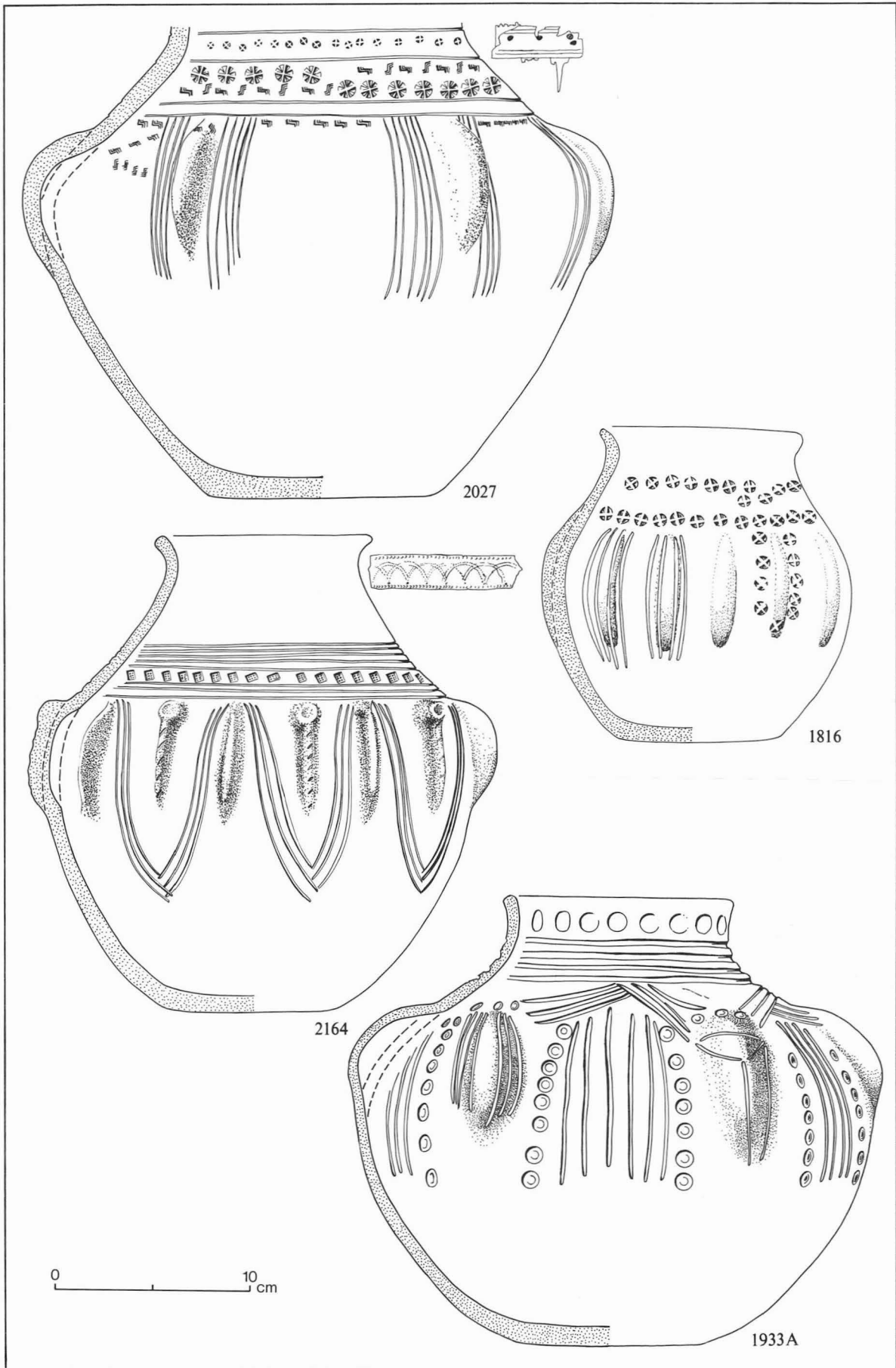


Fig.111. Pots with stamped, linear and bossed decoration. Scale 1:3.

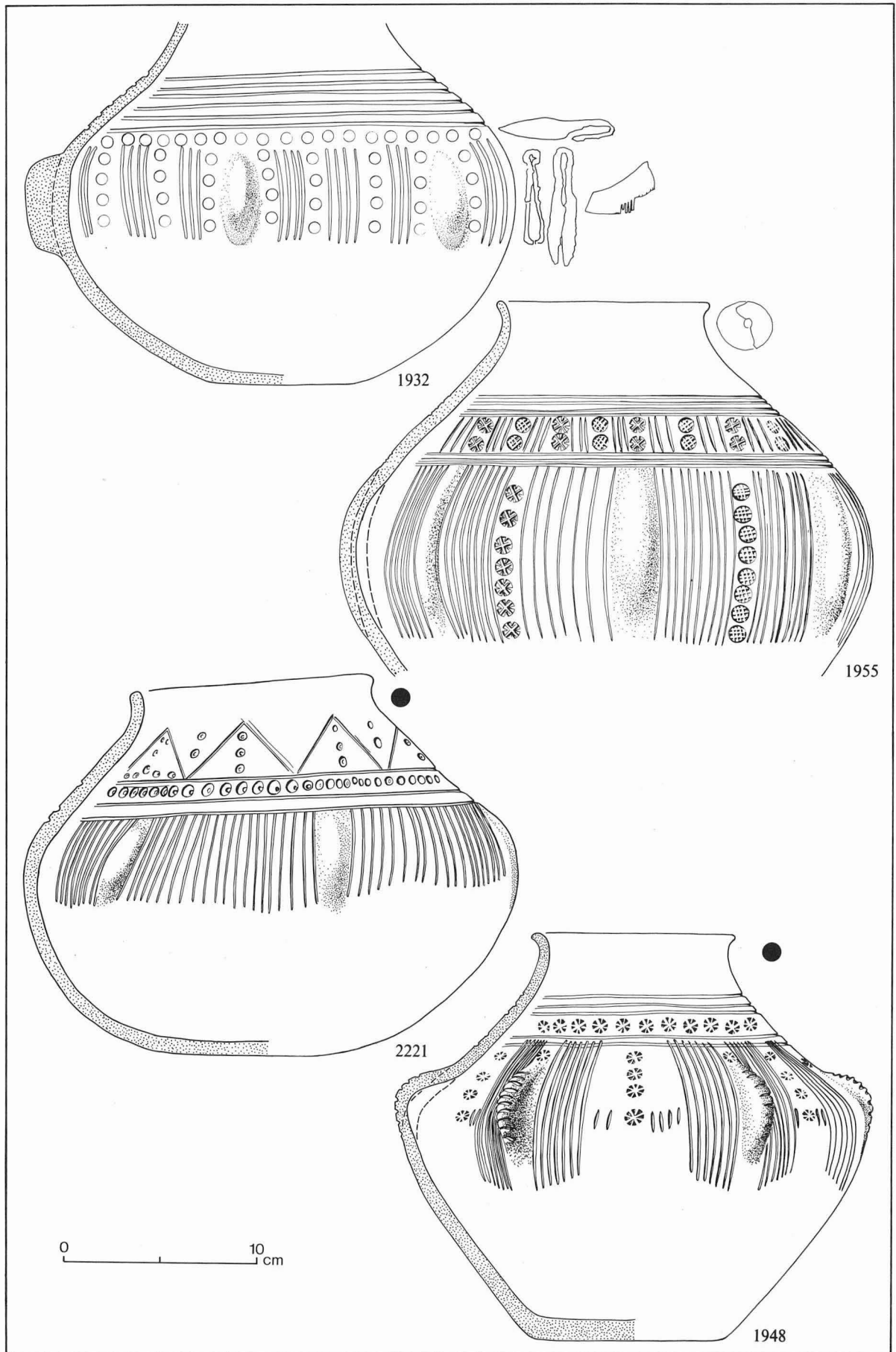


Fig.112. Pots with stamped, linear and bossed decoration. Scale 1:3.

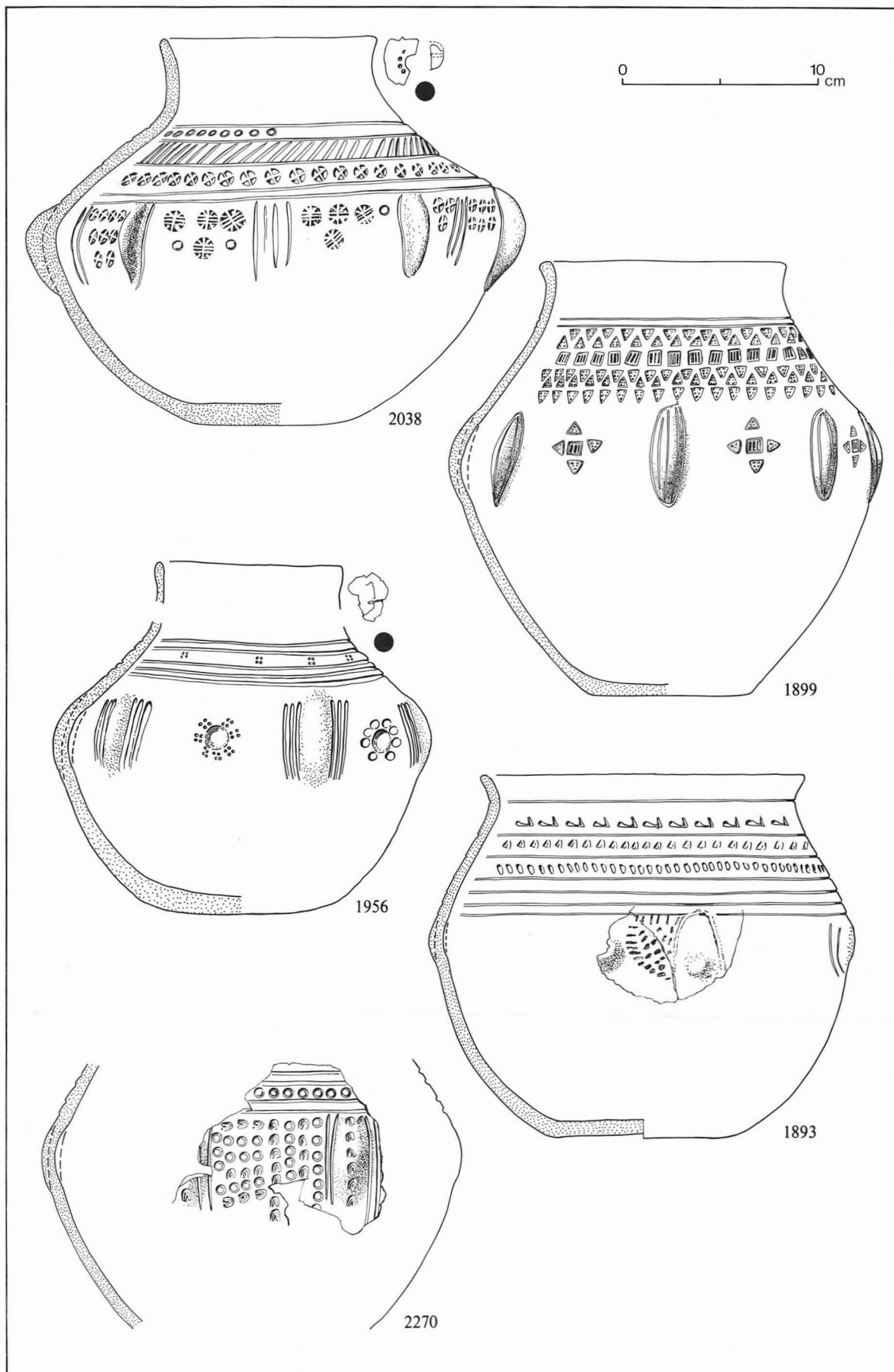


Fig.113. Pots with stamped, linear and bossed decoration. Scale 1:3.

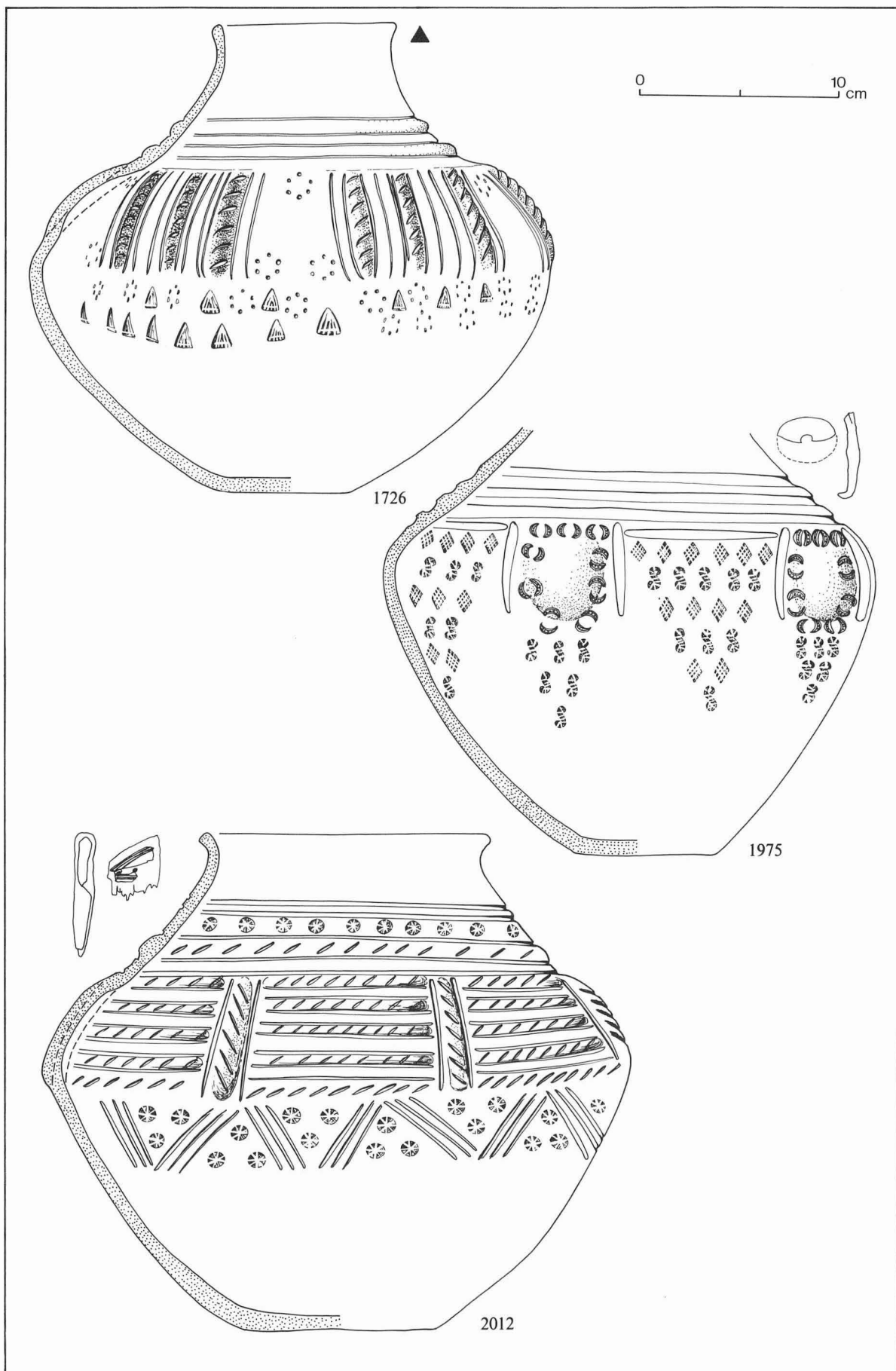


Fig.114. Pots with stamped, linear and bossed decoration. Scale 1:3.

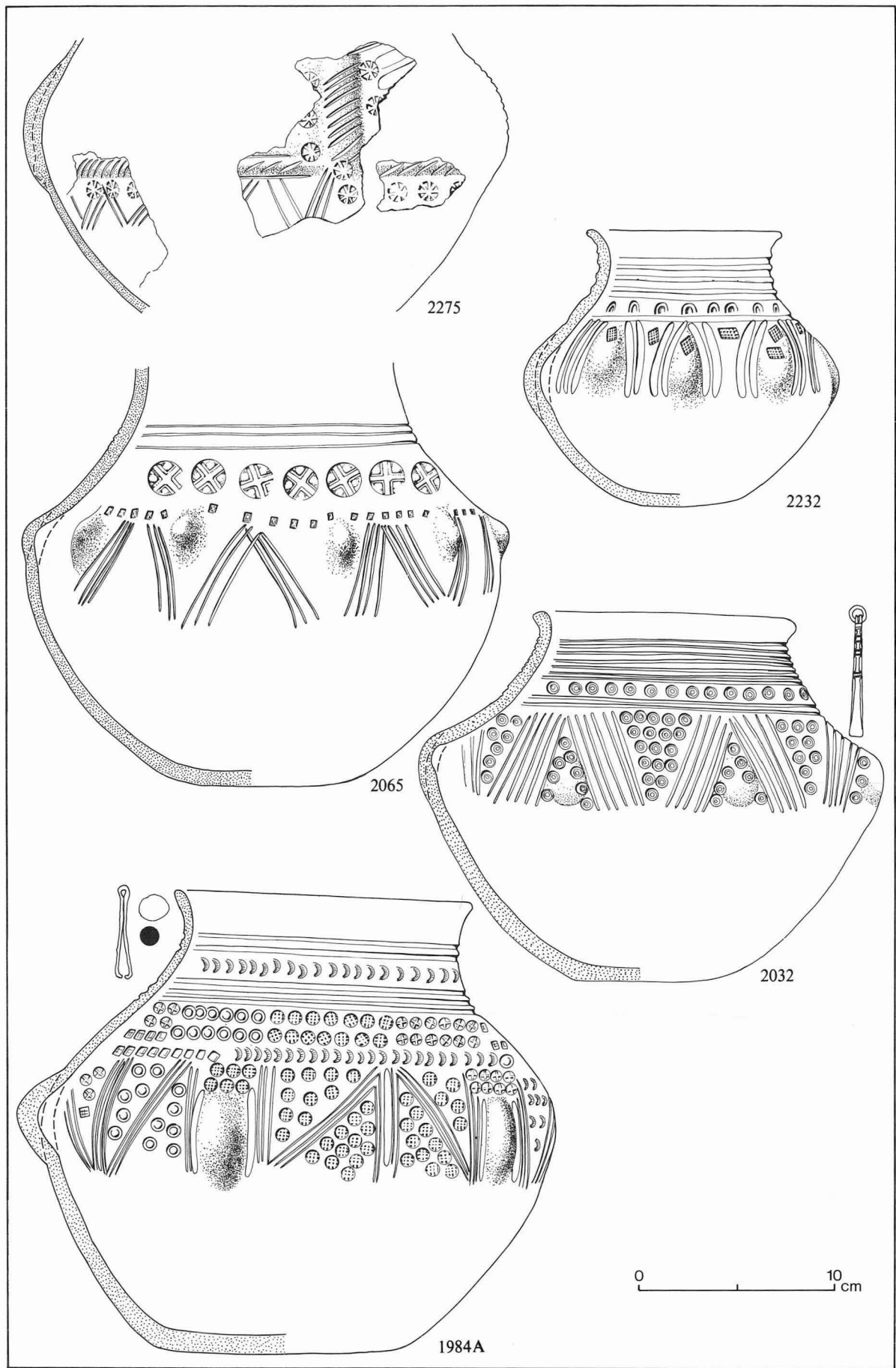


Fig.115. Pots with stamped, linear and bossed decoration. Scale 1:3.

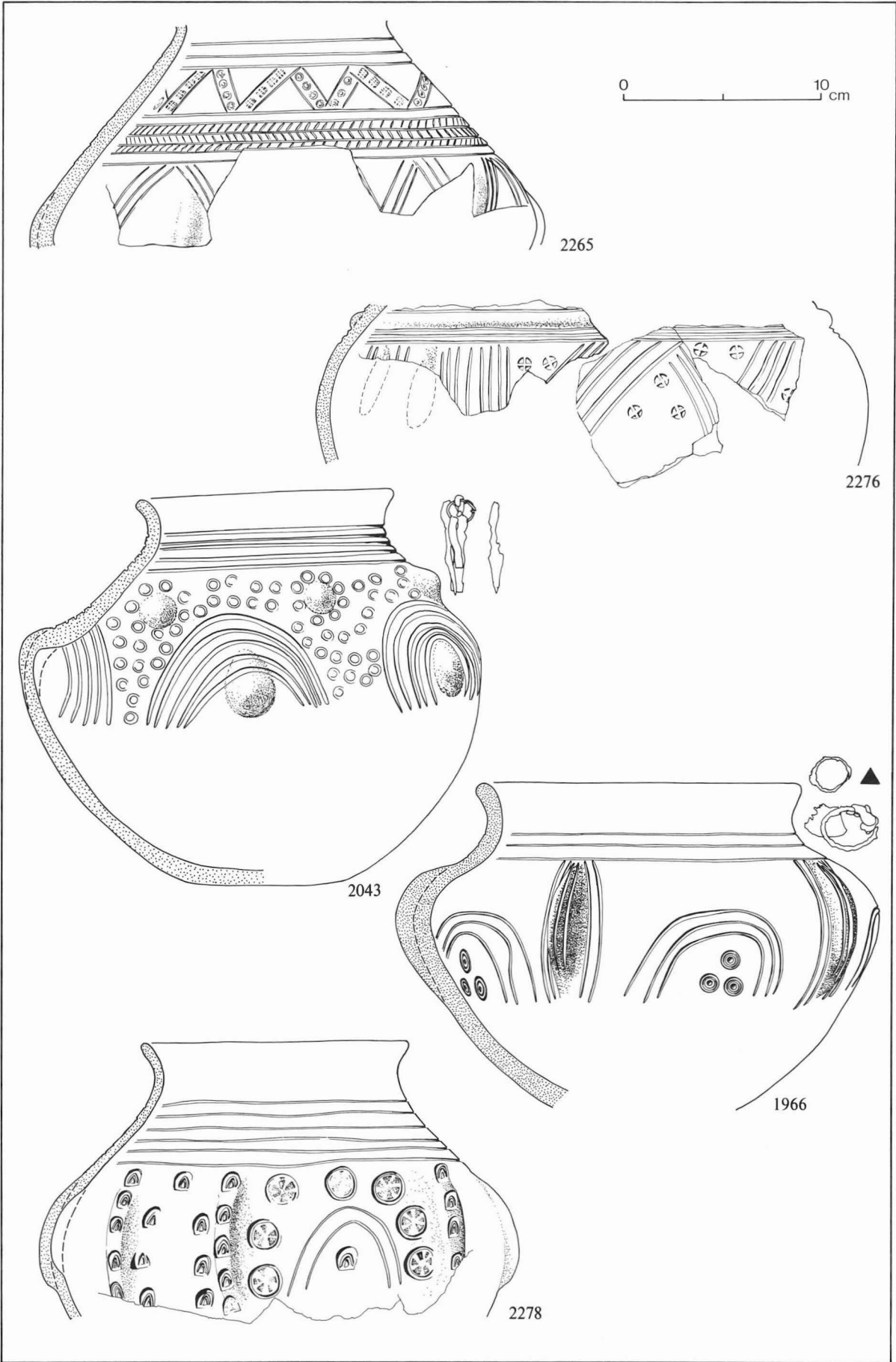


Fig.116. Pots with stamped, linear and bossed decoration. Scale 1:3.



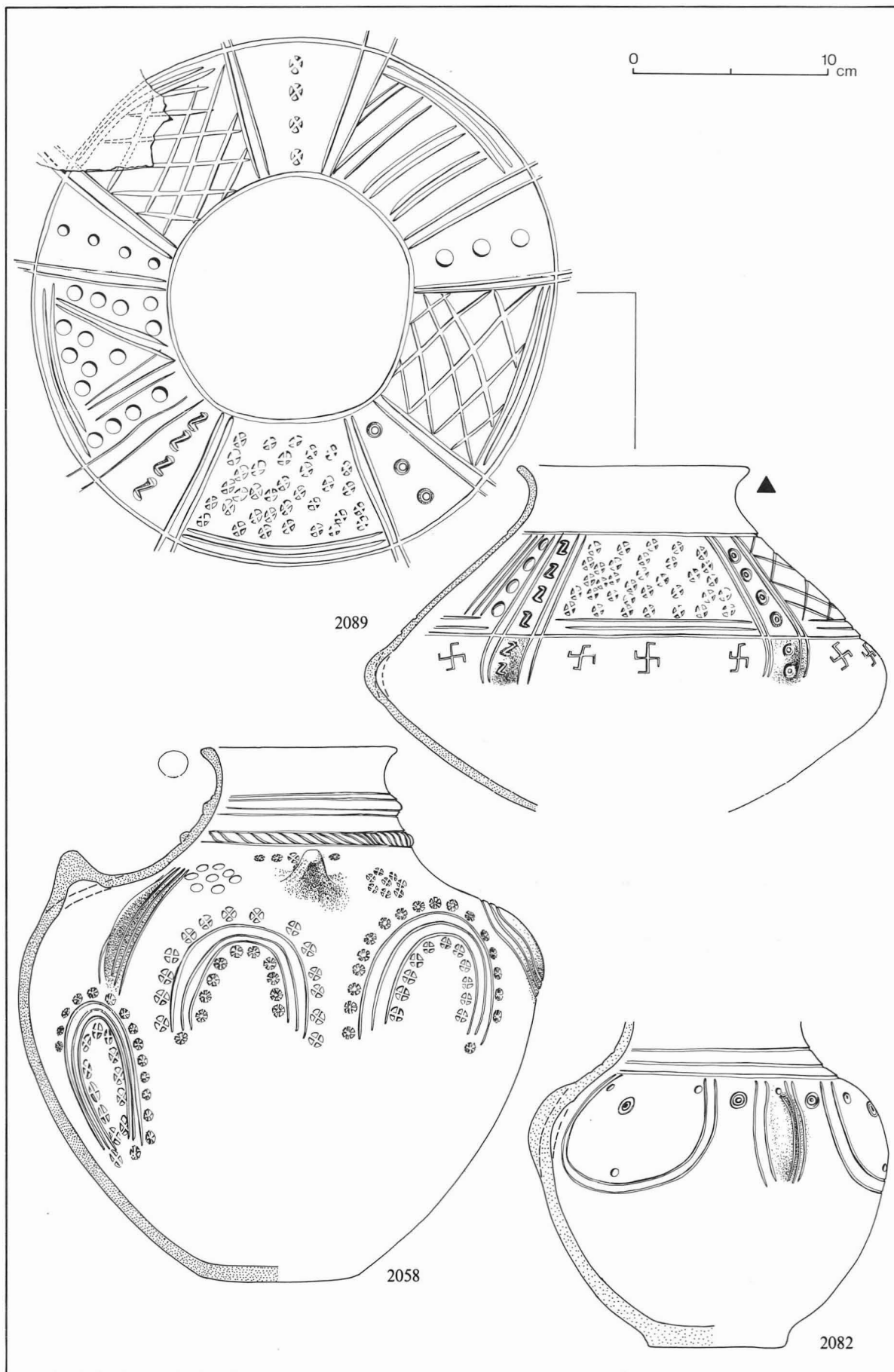


Fig.117. Pots with stamped, linear and bossed decoration. Scale 1:3.

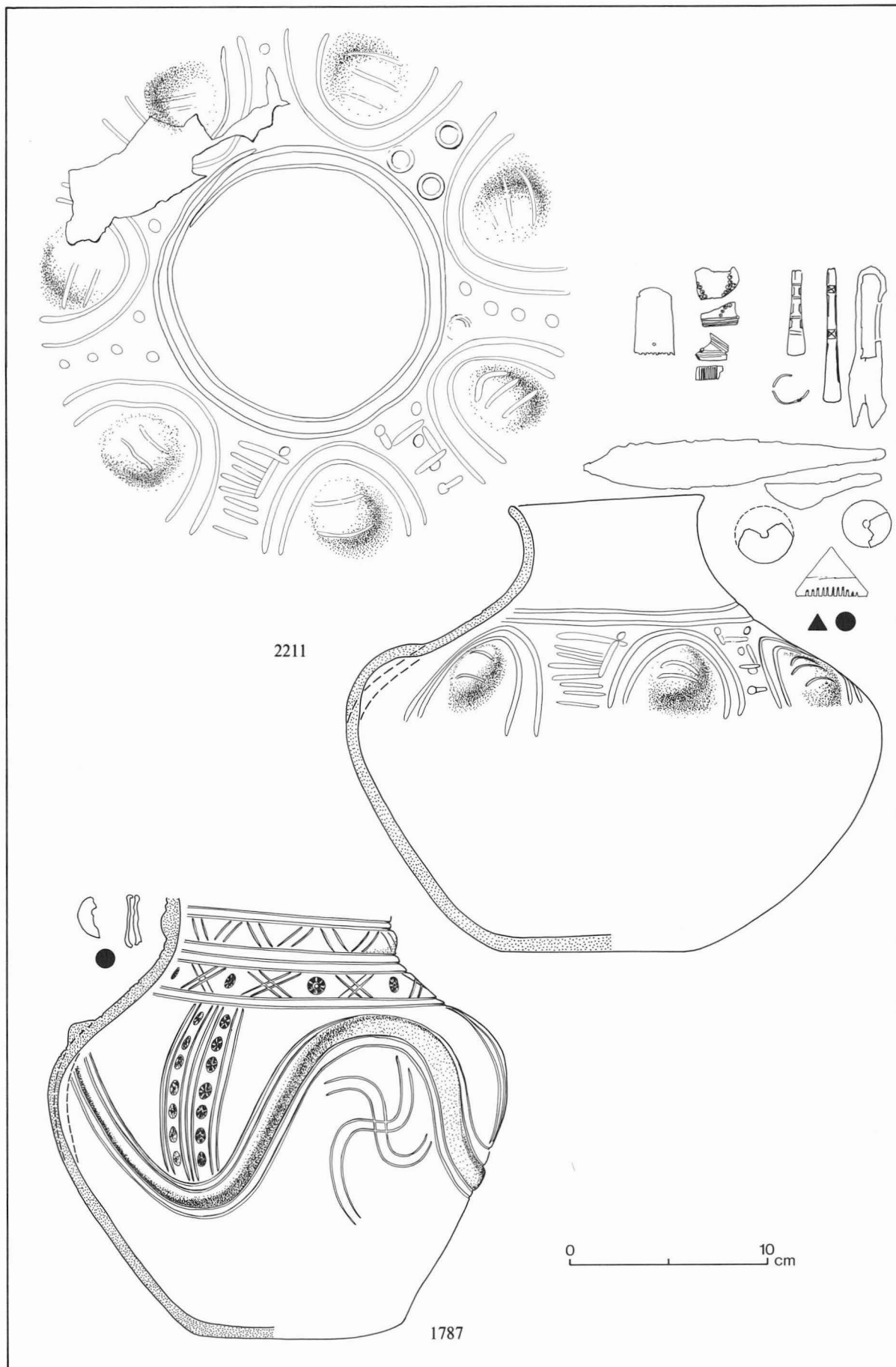


Fig.118. Pots with stamped, linear and bossed decoration. Scale 1:3.

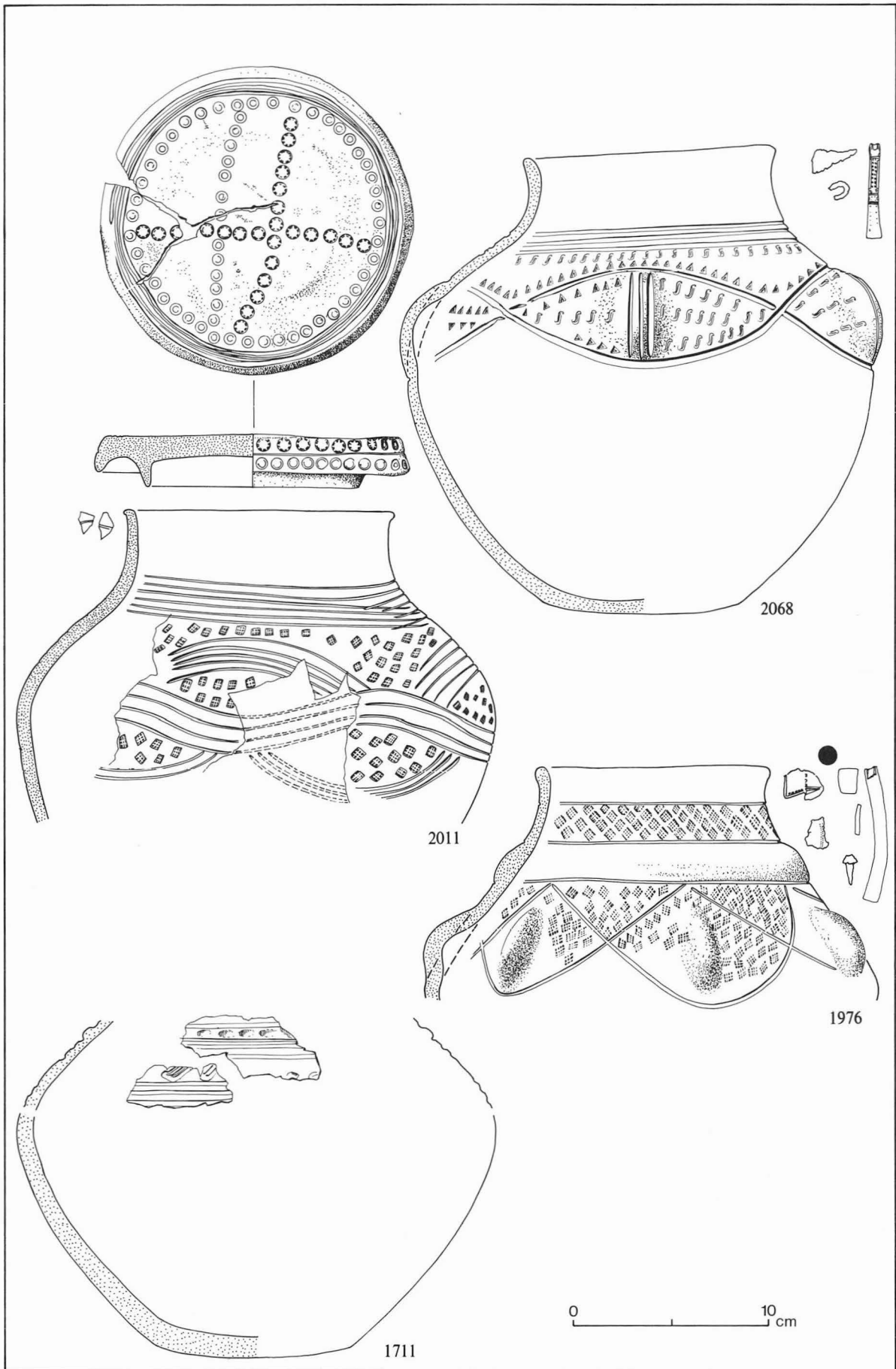


Fig.119. Pots with stamped and linear decoration. Scale 1:3.

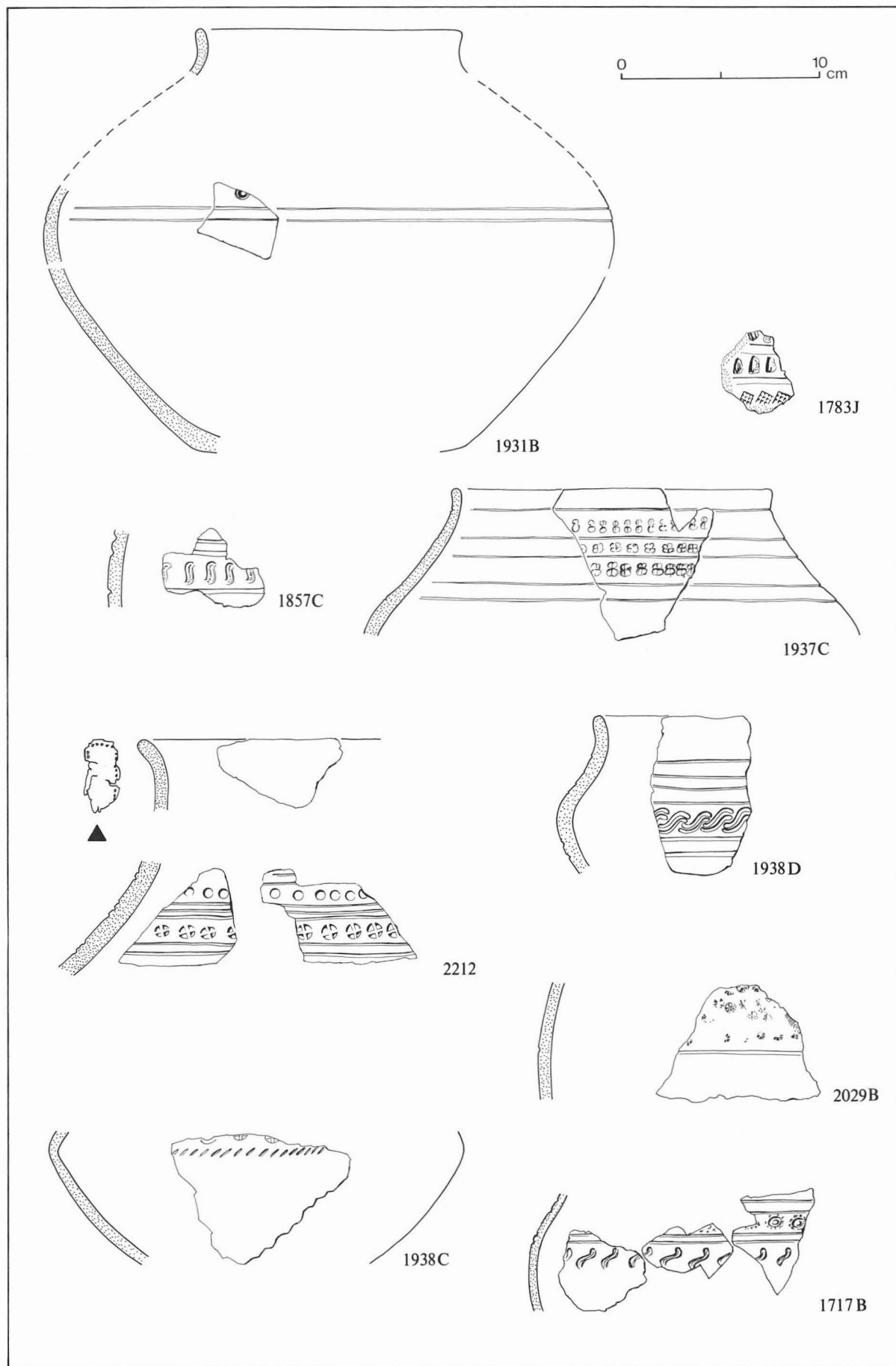


Fig.120. Pots with stamped and linear decoration. Scale 1:3.

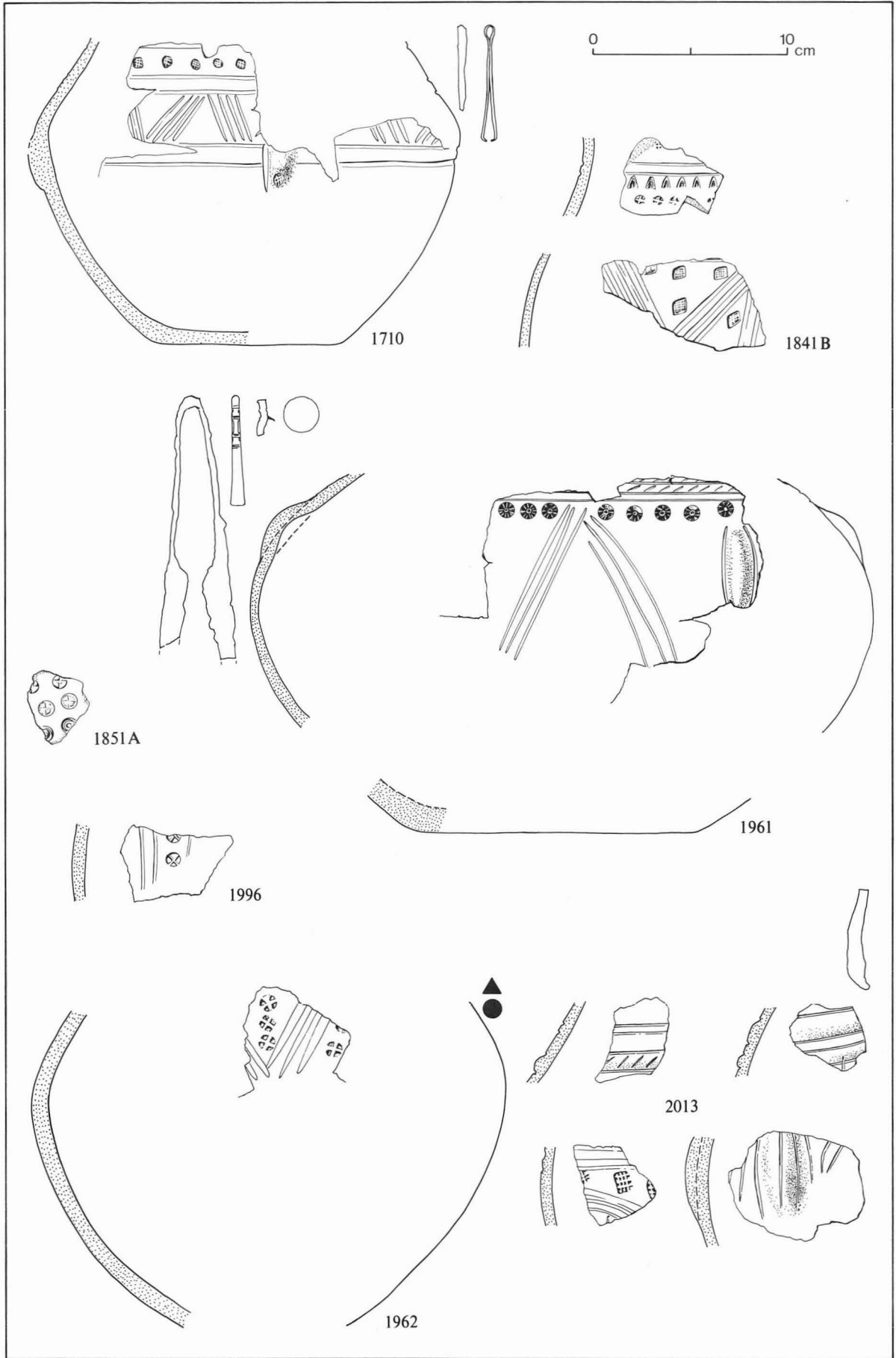


Fig. 121. Pots with stamped and linear decoration. Scale 1:3.

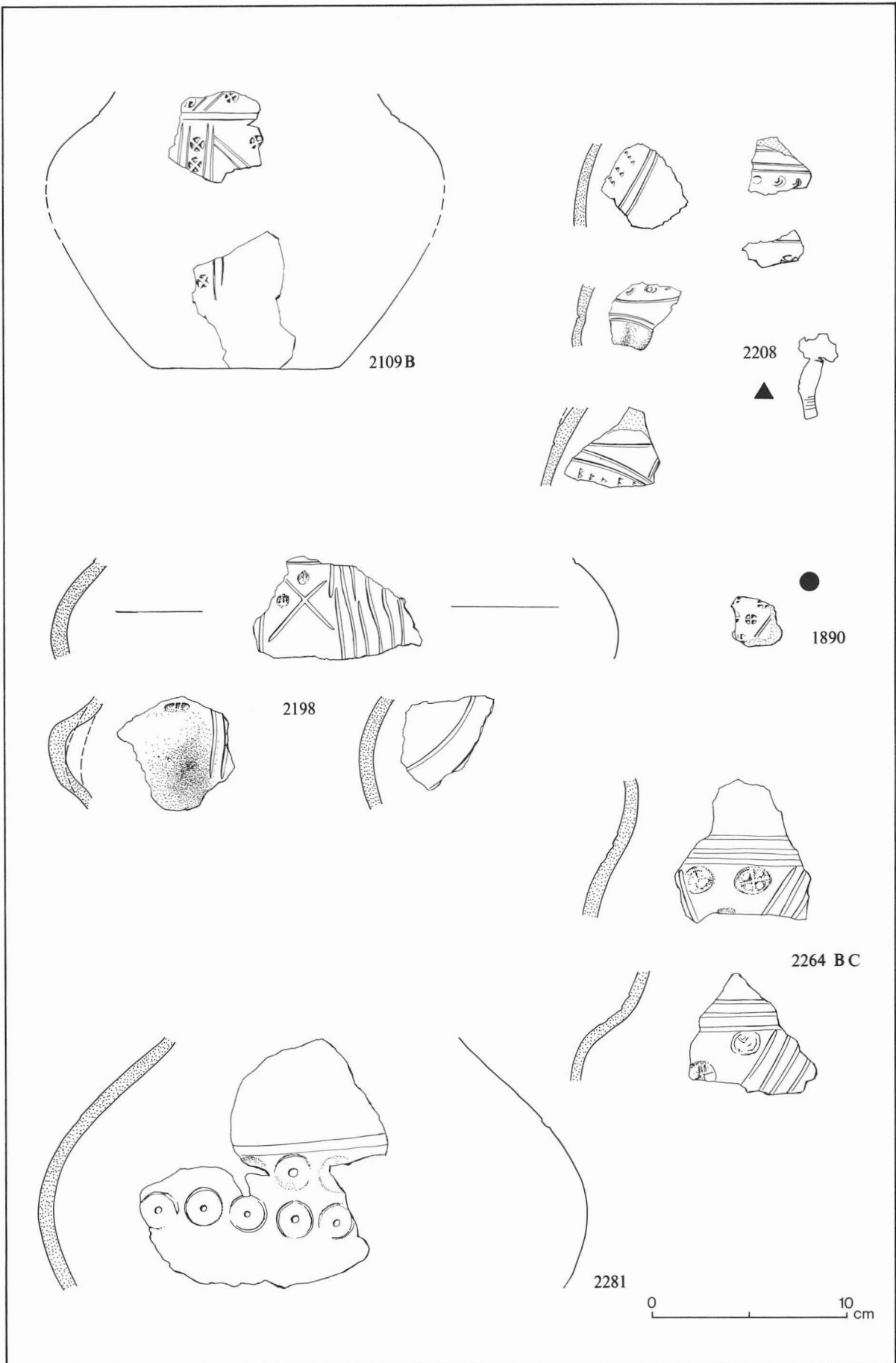


Fig.122. Fragmentary decorated pots. Scale 1:3.

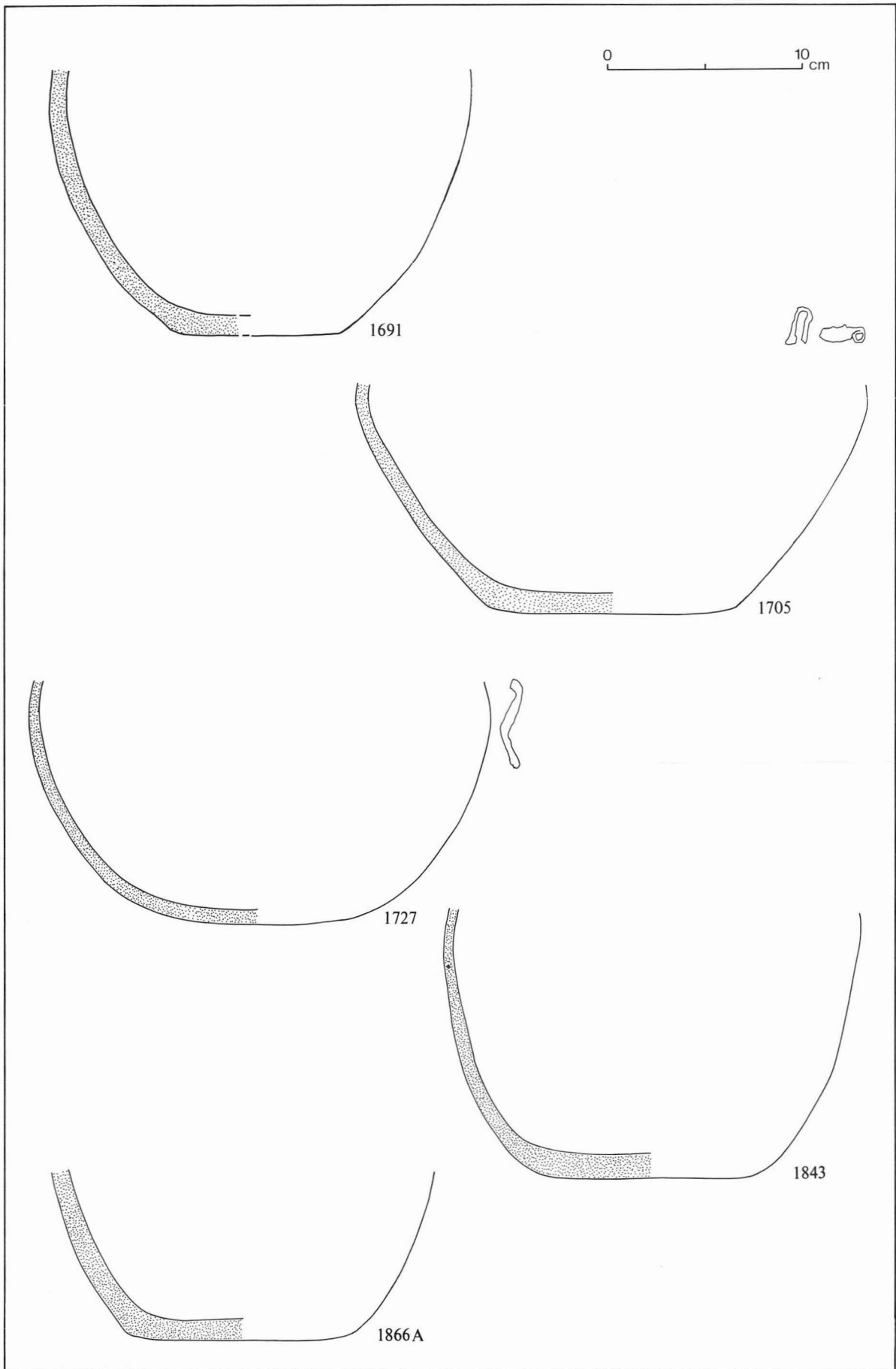


Fig.123. Fragmentary pots. Scale 1:3.

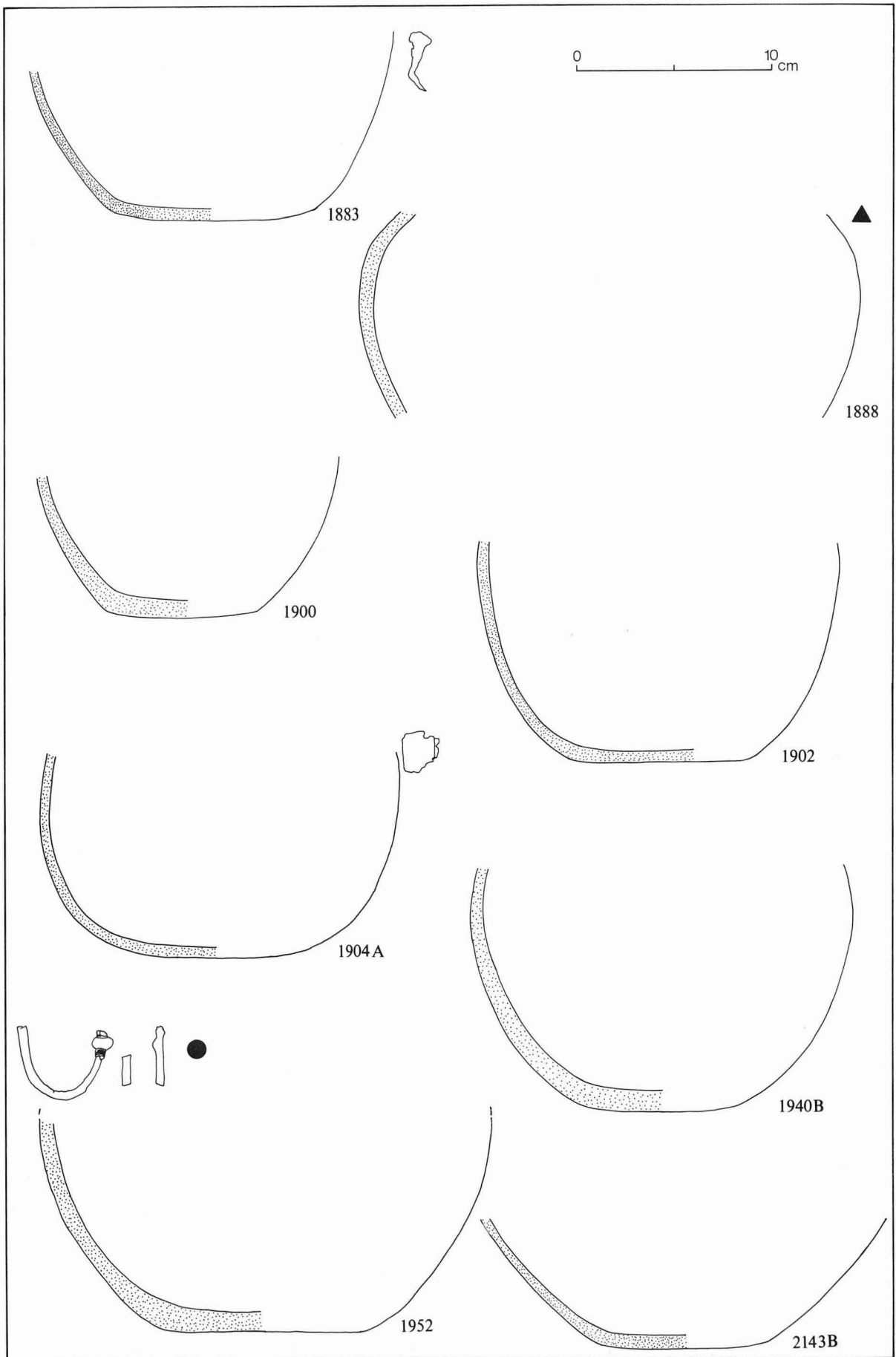


Fig.124. Fragmentary pots. Scale 1:3.



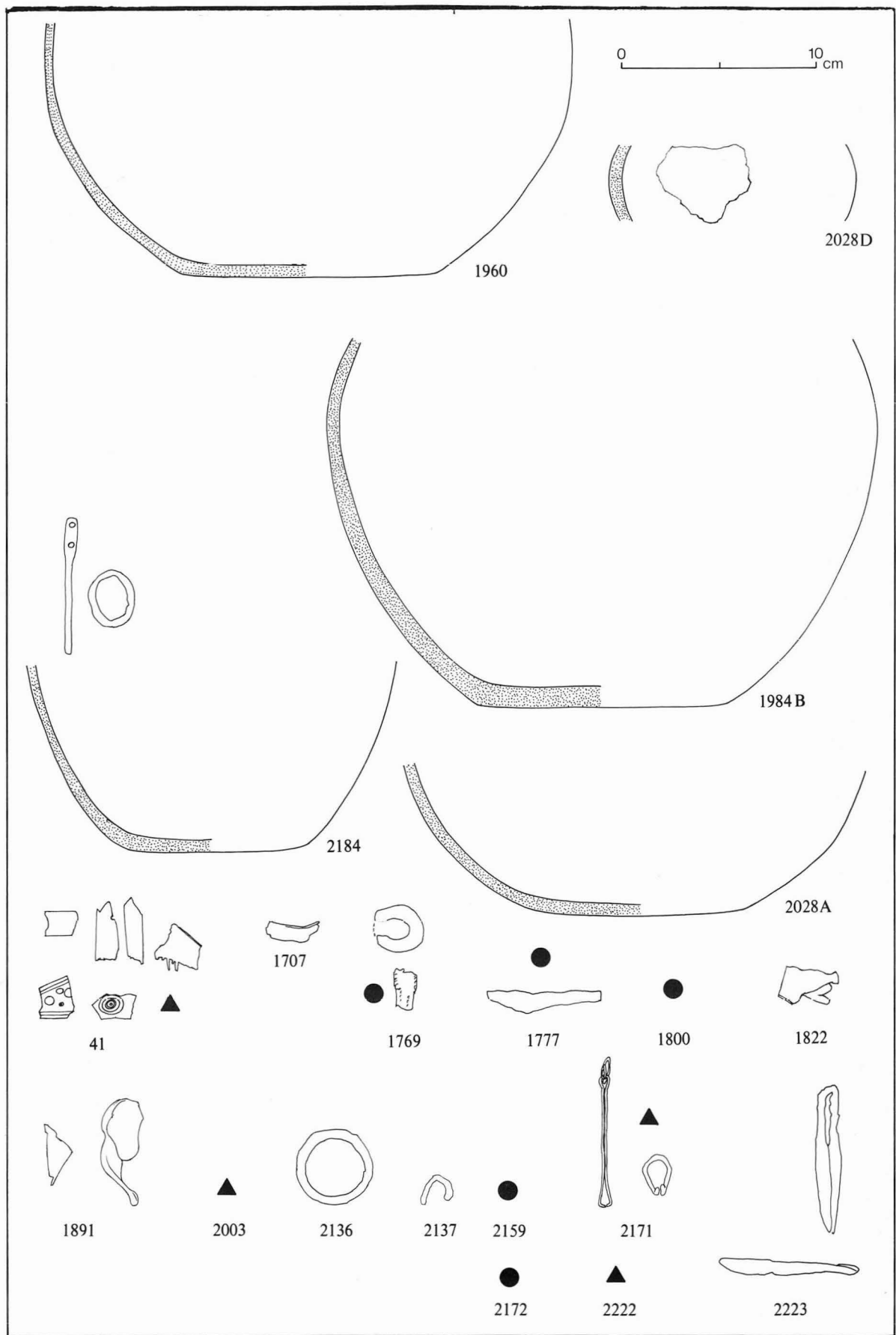


Fig. 125. Fragmentary pots and grave-goods from unillustrated pots and un-urned cremations. Scale 1:3.

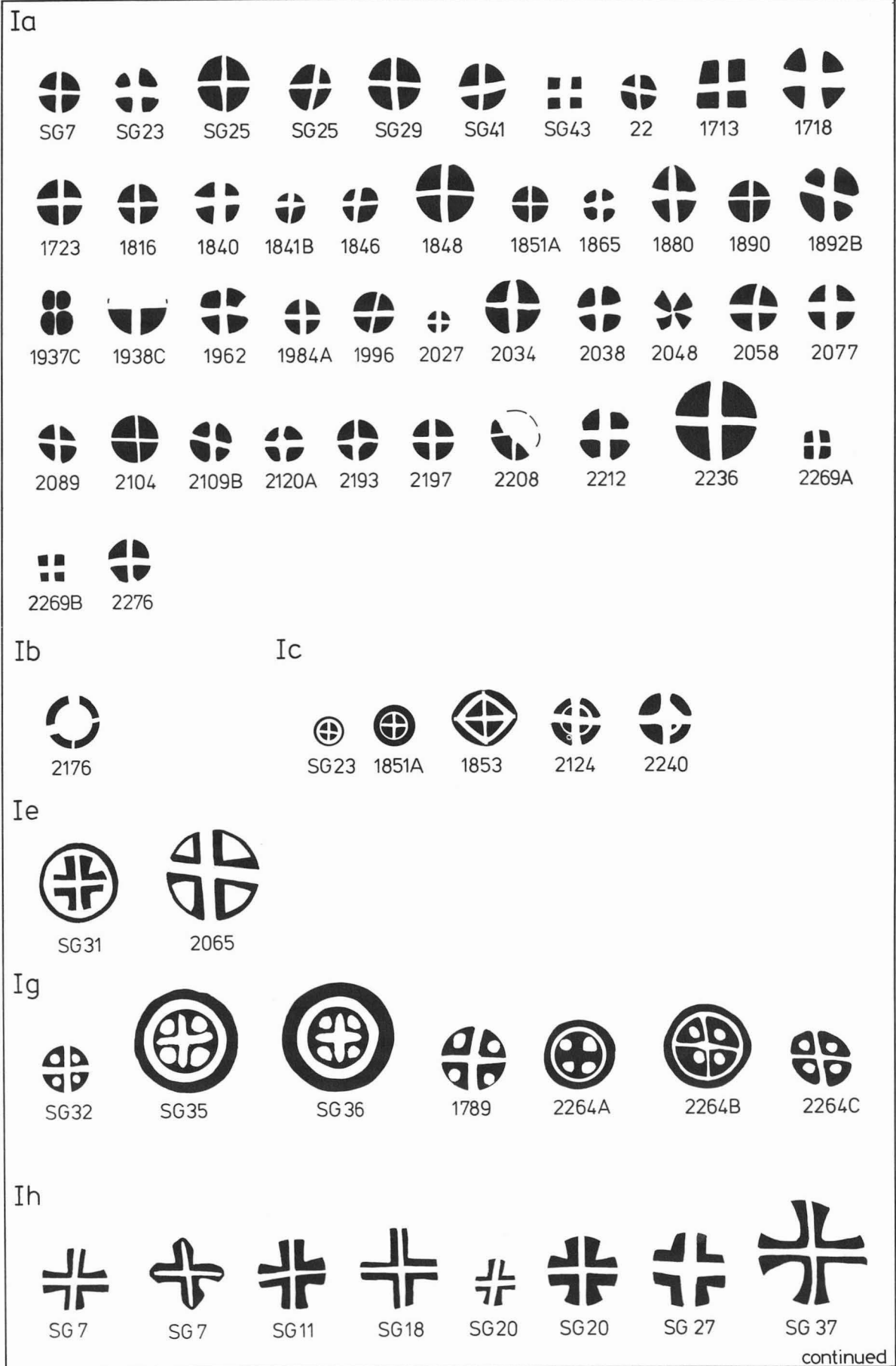


Fig. 126. Stamps tabulated according to motif. Scale 1:1.

Ih continued




Ik



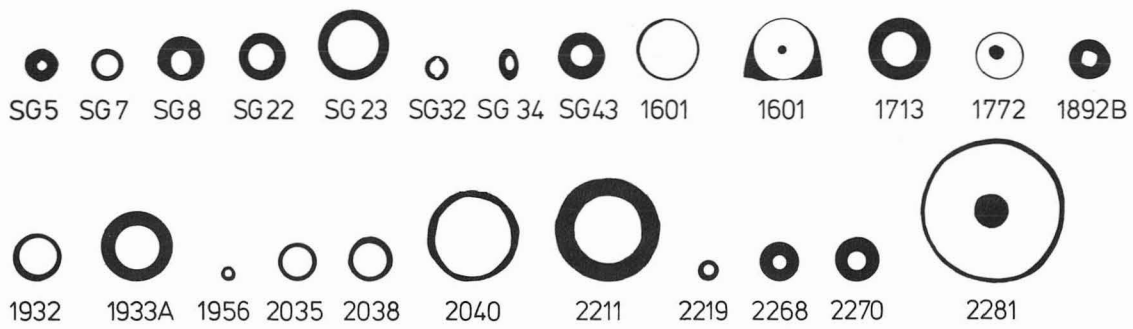
Im




In



IIb



IIc



continued

Fig.127. Stamps tabulated according to motif. Scale 1:1.

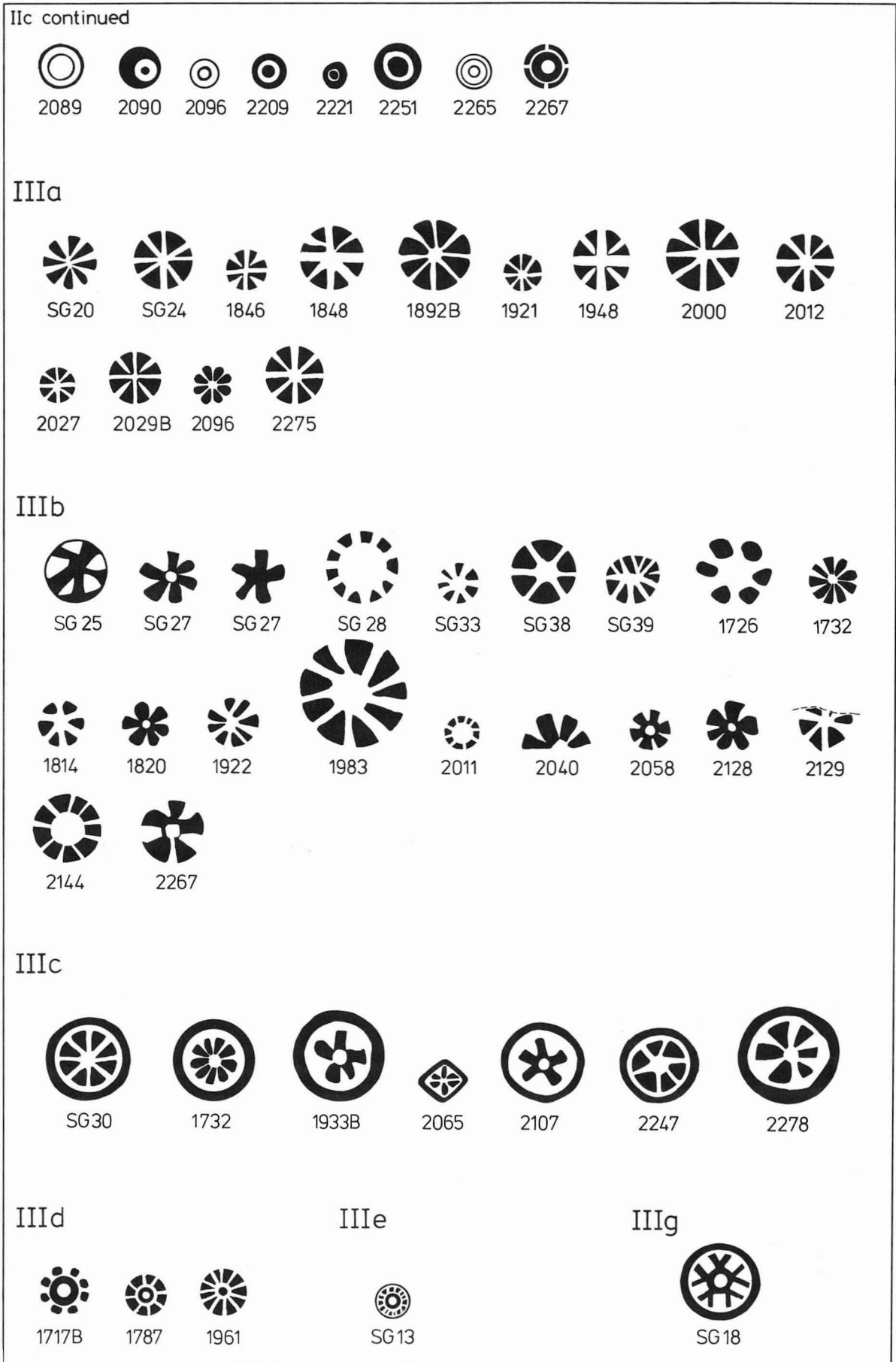


Fig.128. Stamps tabulated according to motif. Scale 1:1.

IVb



SG31

IVc



SG 2



SG 26



SG 37



SG 40



1759



2018



2208



2232



2251



2264A



2278

IVd



SG19



1838



1975



1984A



2201



2201

Vc



SG 7



1694



1783J



1841B



1857A



1857A



1865



1869



1893



1893



1923



1983



2068



2087



2270

Vd



SG 2



SG 7



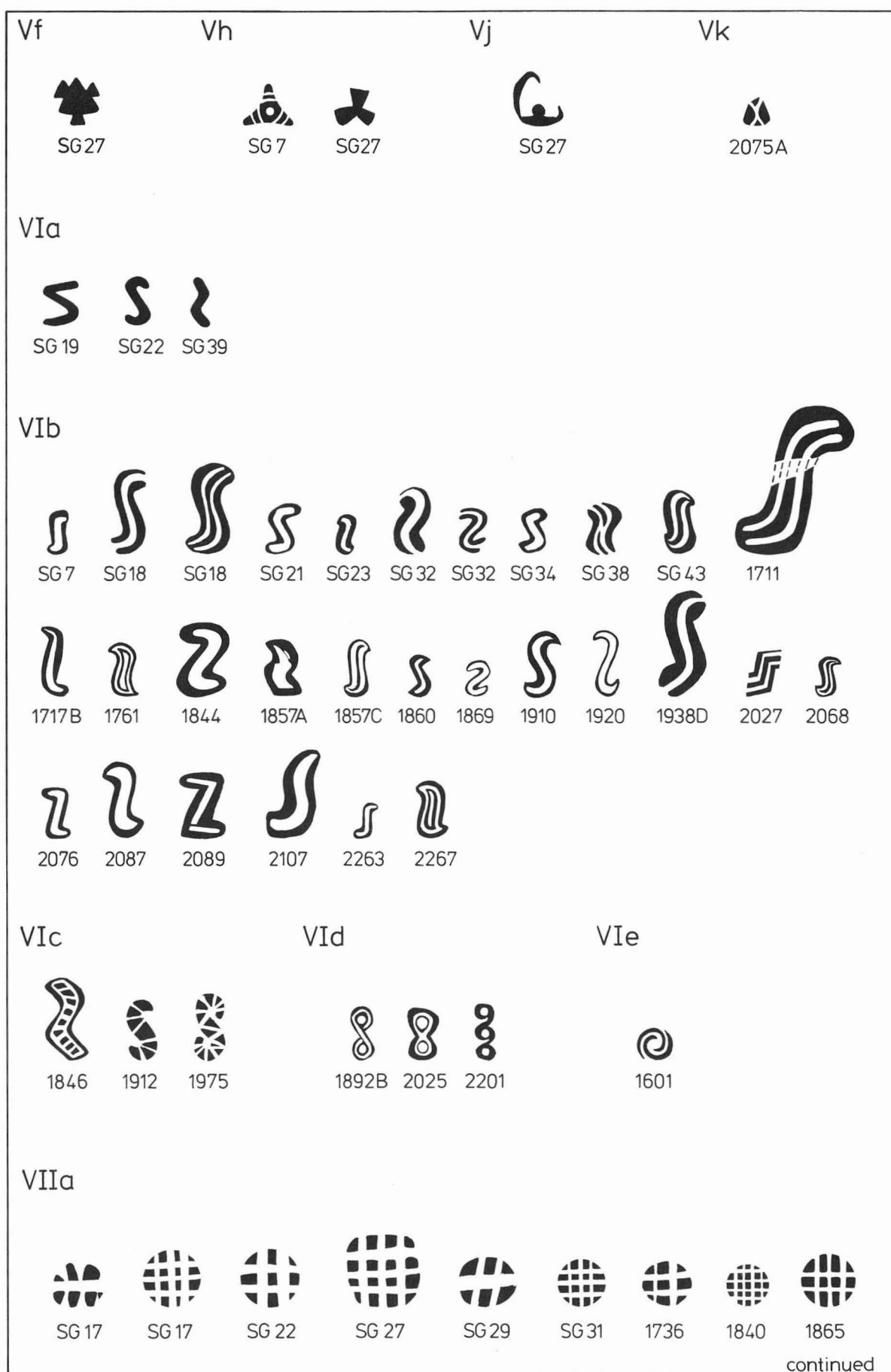
1726

Ve



SG 36

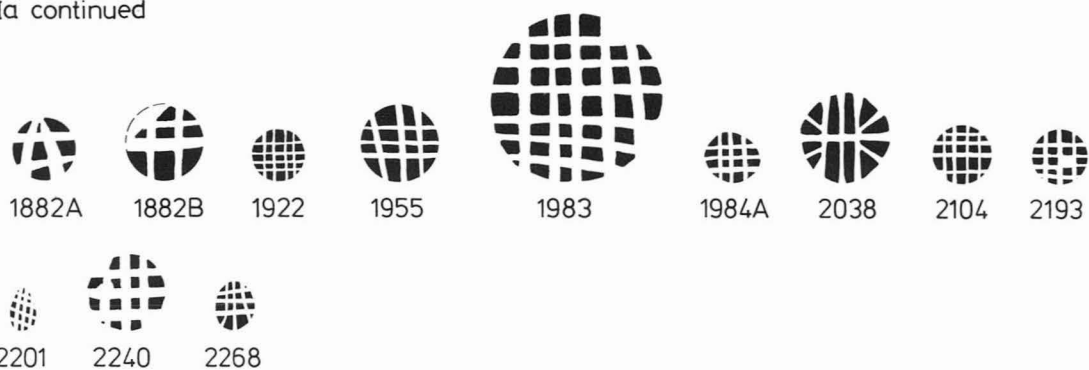
Fig.129. Stamps tabulated according to motif. Scale 1:1.



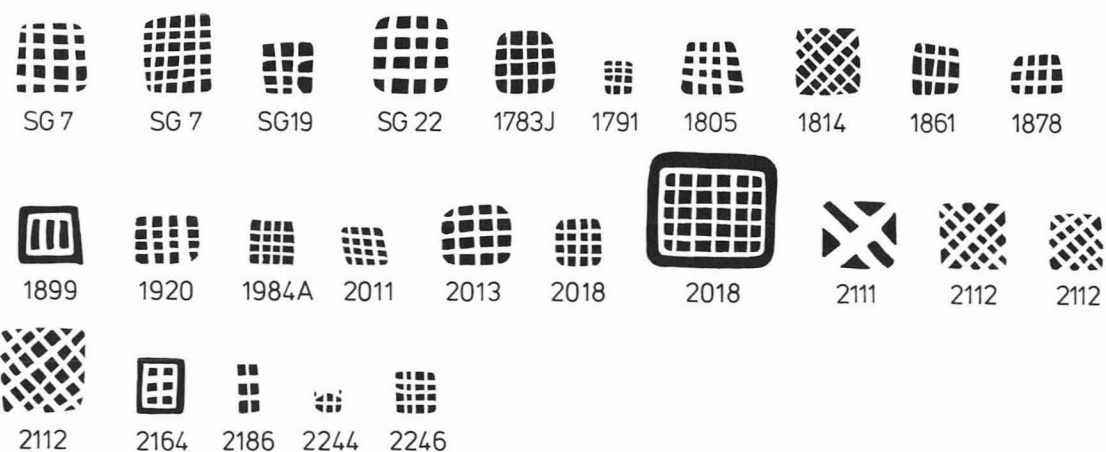
continued

Fig.130. Stamps tabulated according to motif. Scale 1:1.

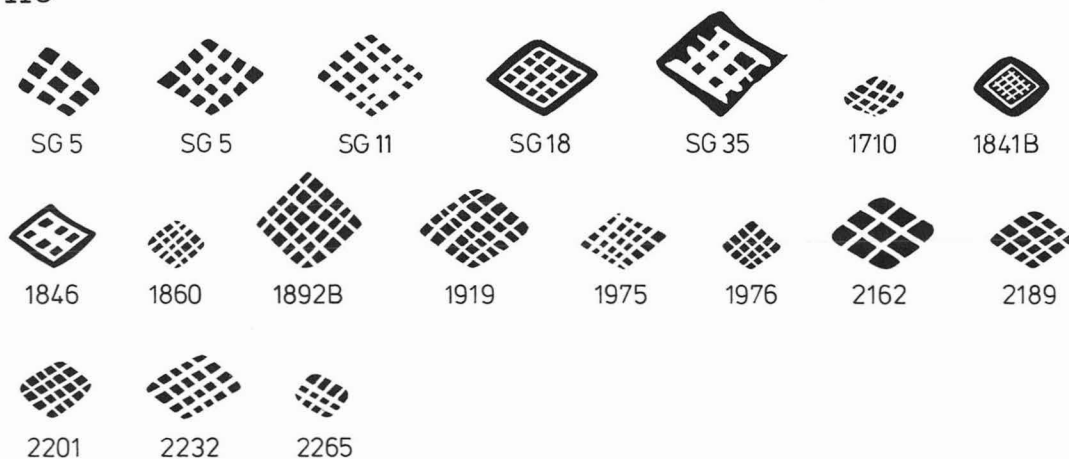
VIIa continued



VIIb



VIIc



VIIId



Fig.131. Stamps tabulated according to motif. Scale 1:1.

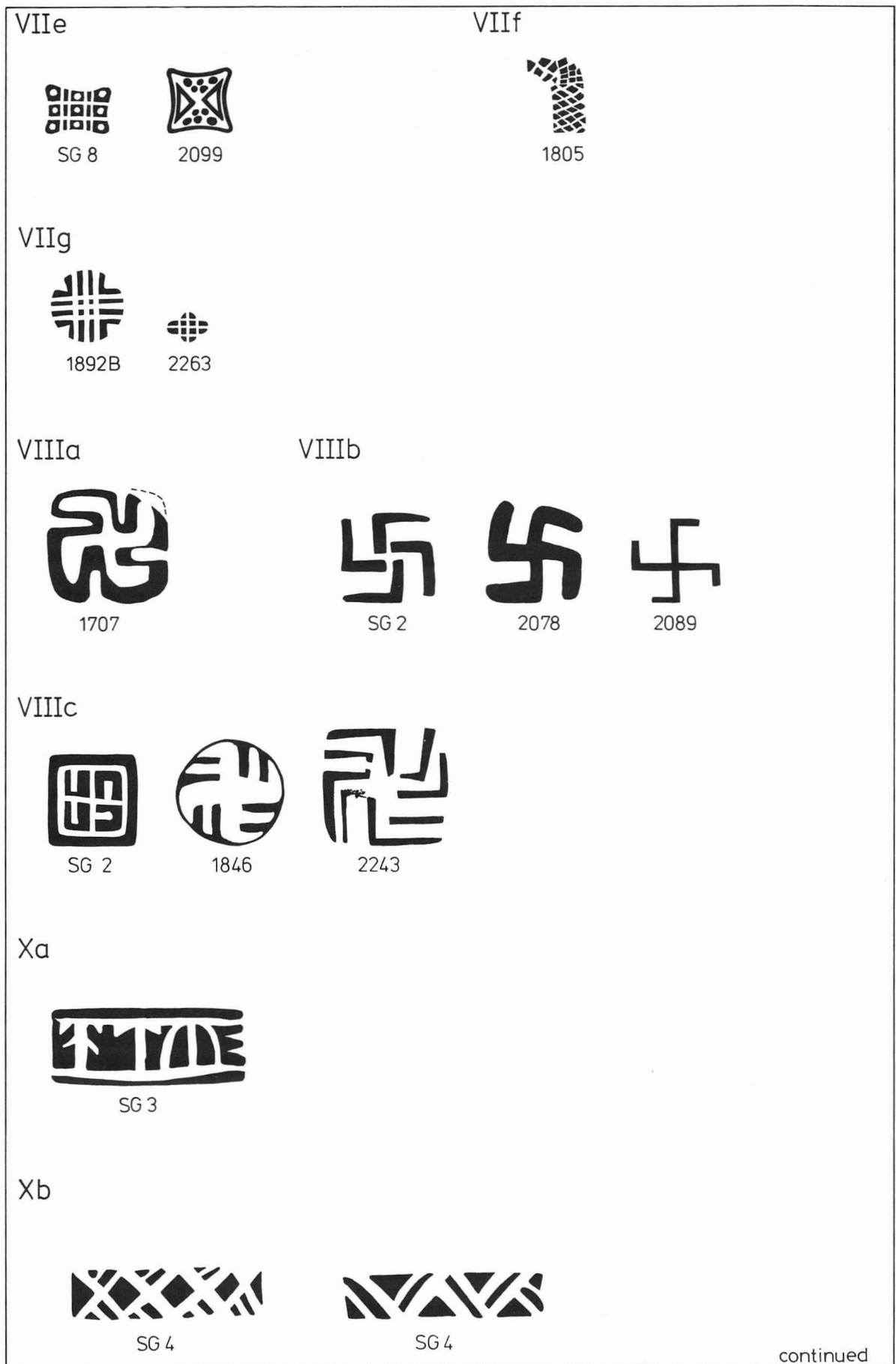


Fig.132. Stamps tabulated according to motif. Scale 1:1.



Xb continued



1694



1694



1694



1694

XIa



SG 5



2033



2144

XIb



SG42



SG42



1764



2060



2260

XII



1601



1753B



1772



2198



2198

XVI



1759

XVII



1601



1880



2075A



2260



2266

XVIII



SG41



SG41



1841C



1865



2186



2208



2219



2255

Fig. 133. Stamps tabulated according to motif. Scale 1:1.




Fig. 134. Stamps associated on one pot (excluding pots from stamp groups). Scale 1:1.



Fig.135. Stamps associated on one pot (excluding pots from stamp groups). Scale 1:1.




Fig.136. Stamps associated on one pot (excluding pots from stamp groups). Scale 1:1.

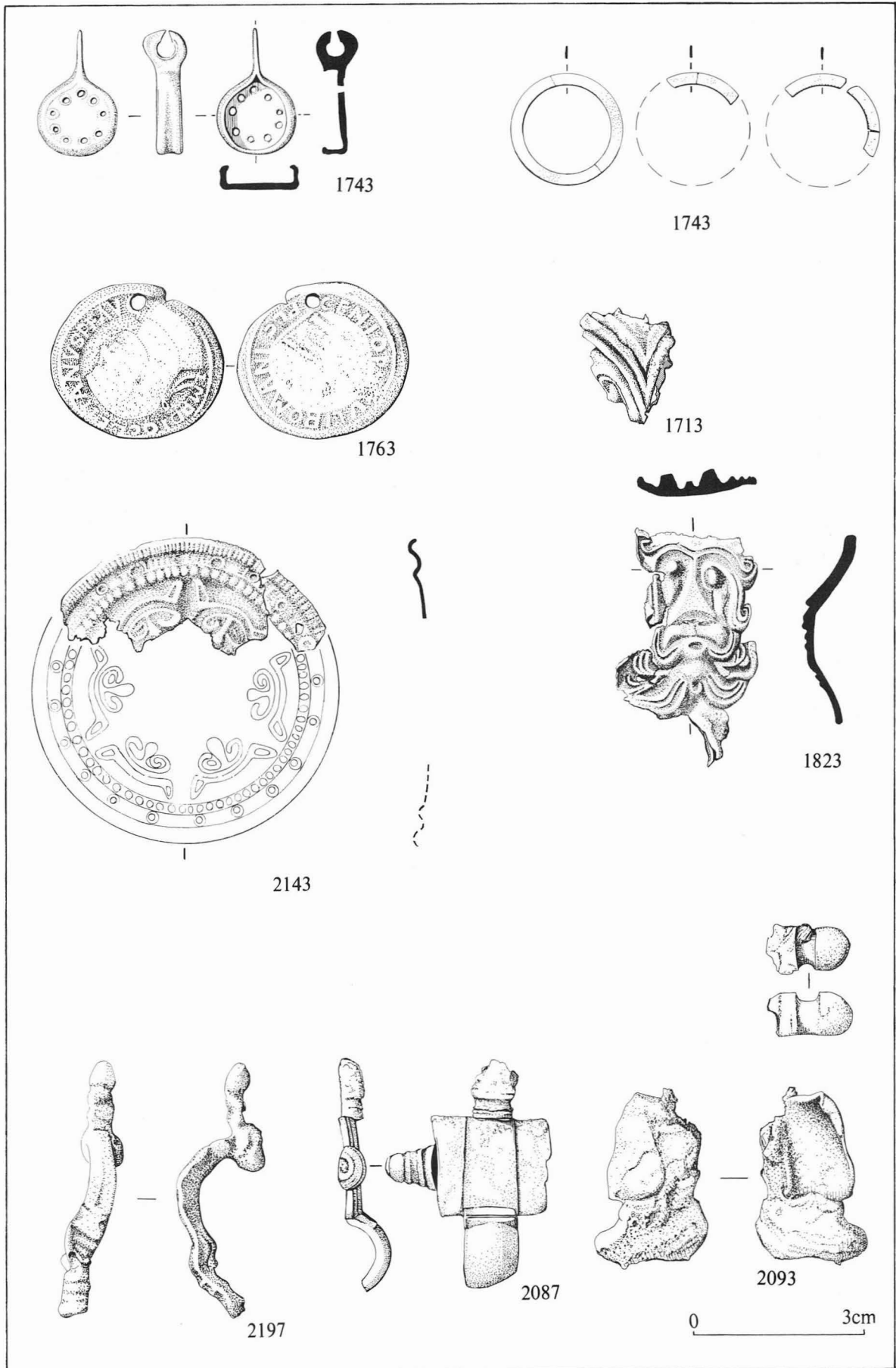


Fig.137. Silver and bronze pendants, rings and bronze brooches. Scale 1:1.

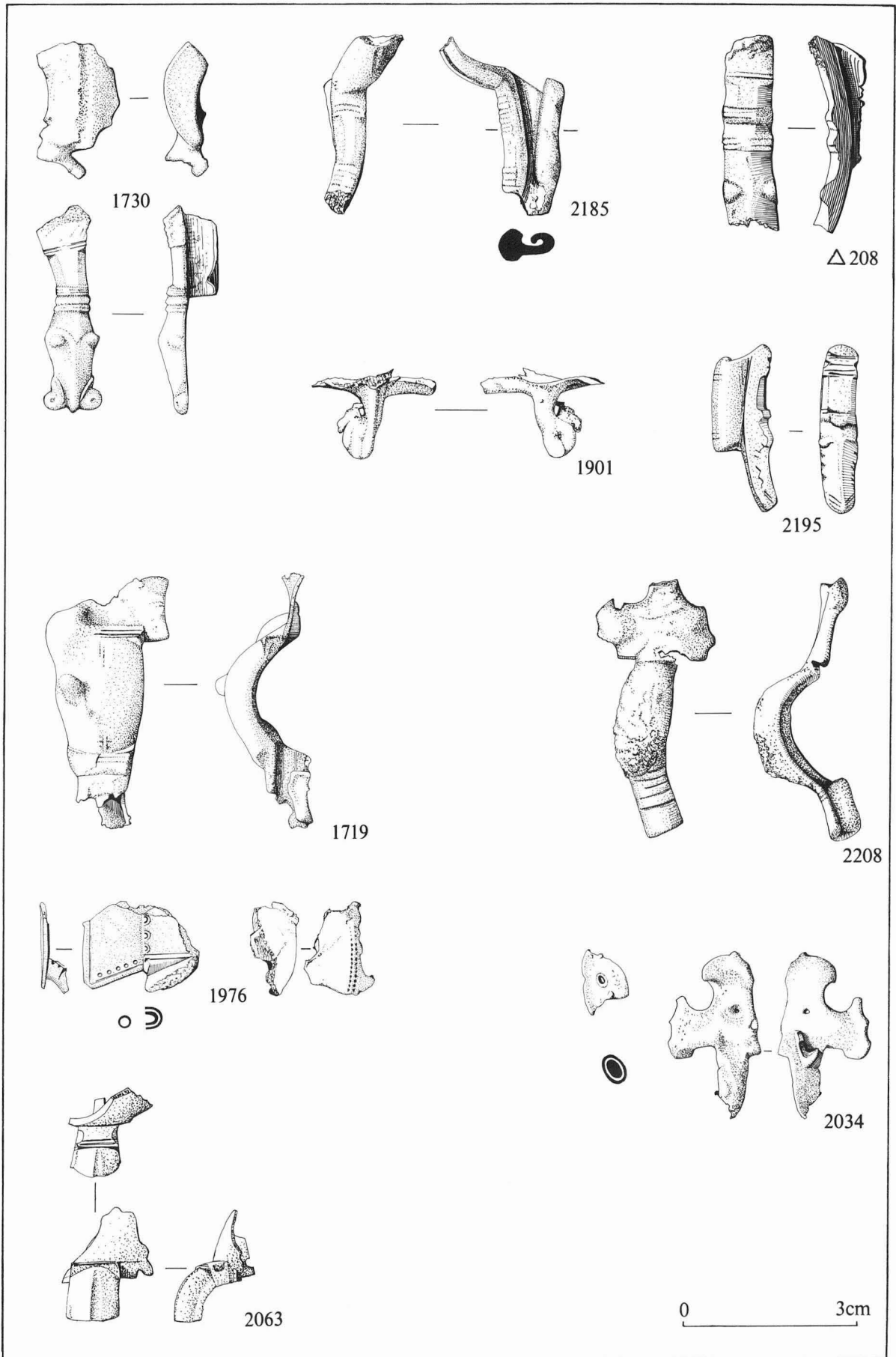


Fig.138. Bronze and iron brooches. Scale 1:1.

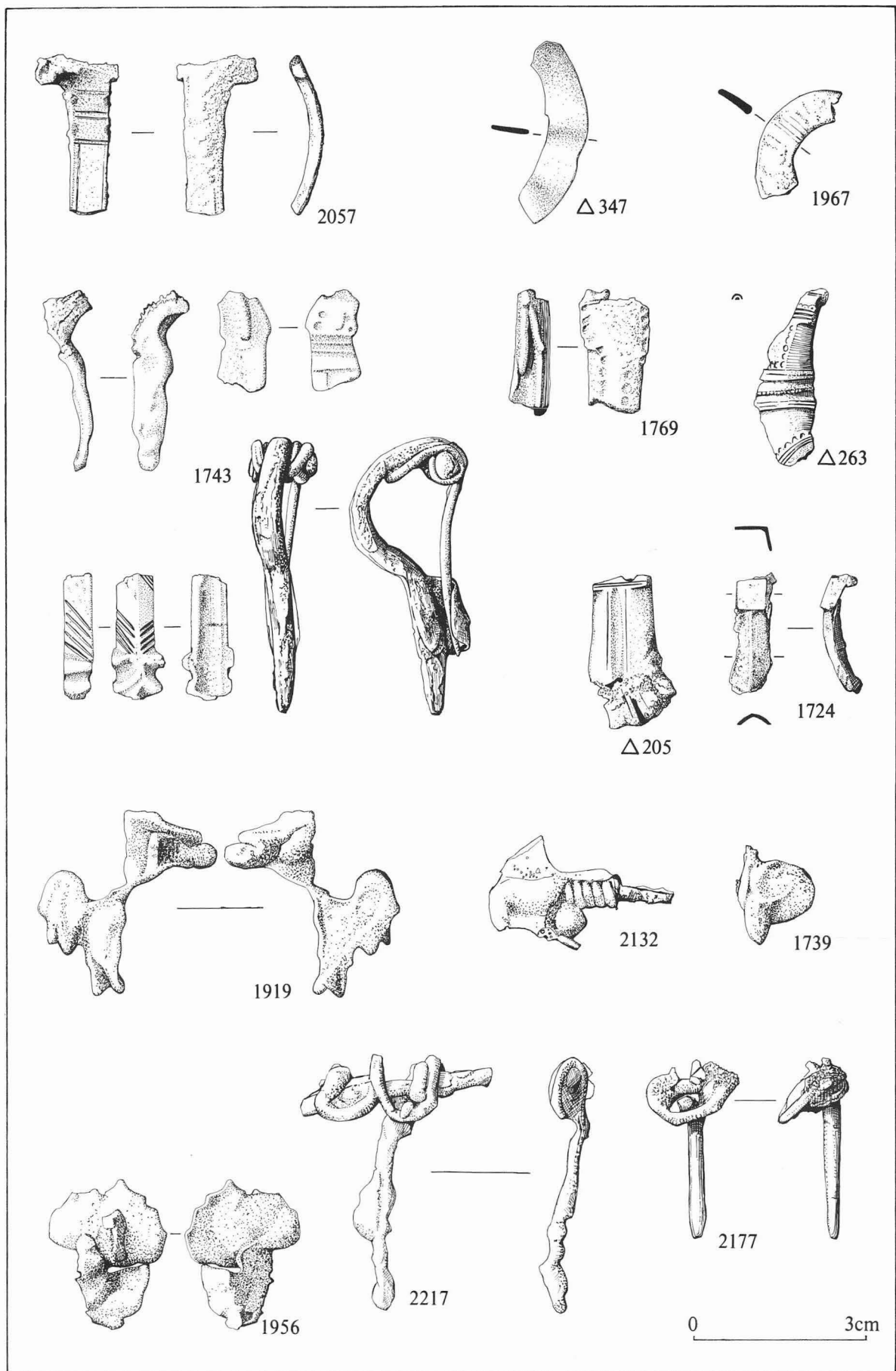


Fig. 139. Bronze and iron brooches. Scale 1:1.

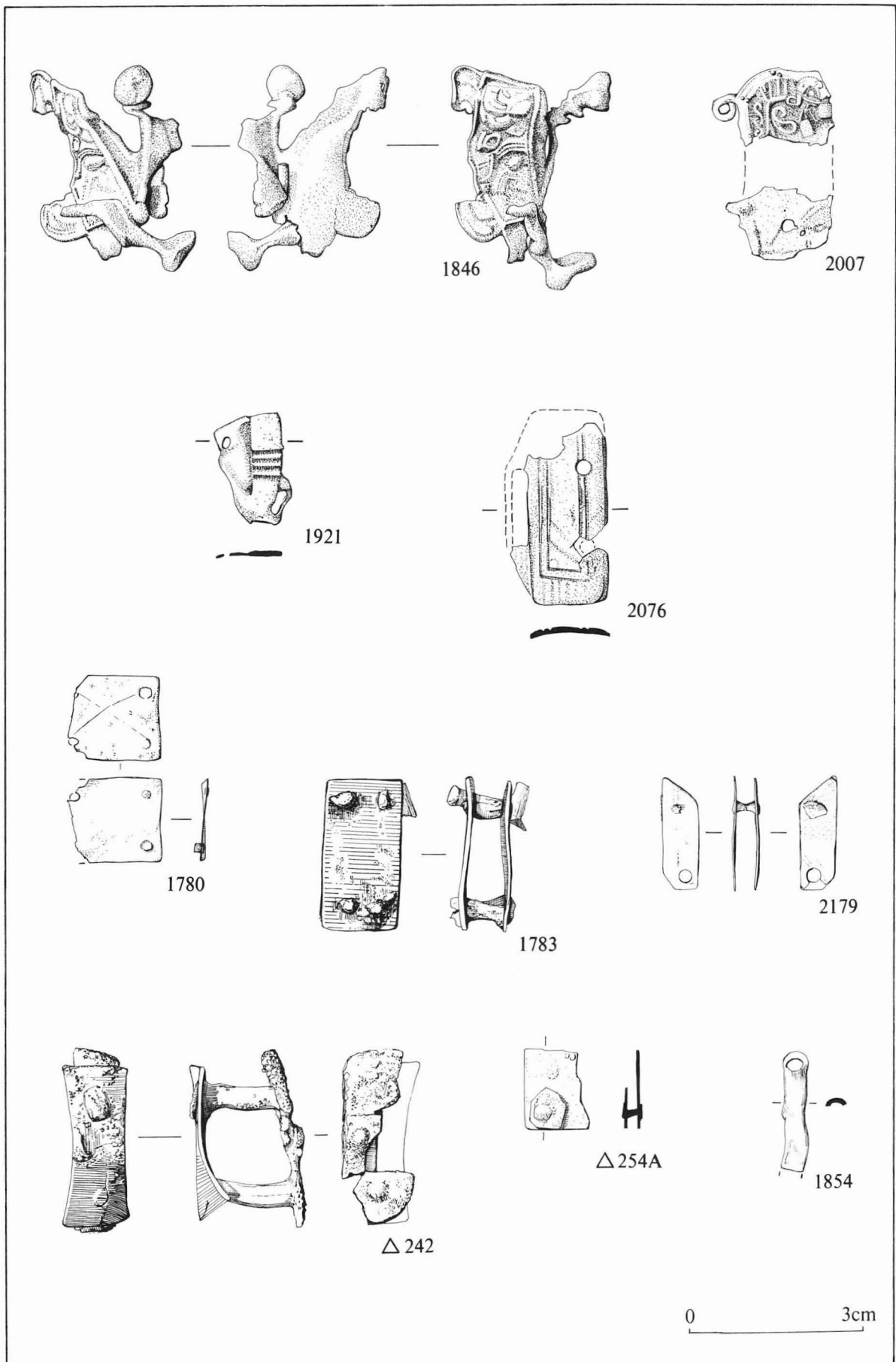


Fig. 140. Bronze wristclasps and fittings. Scale 1:1.



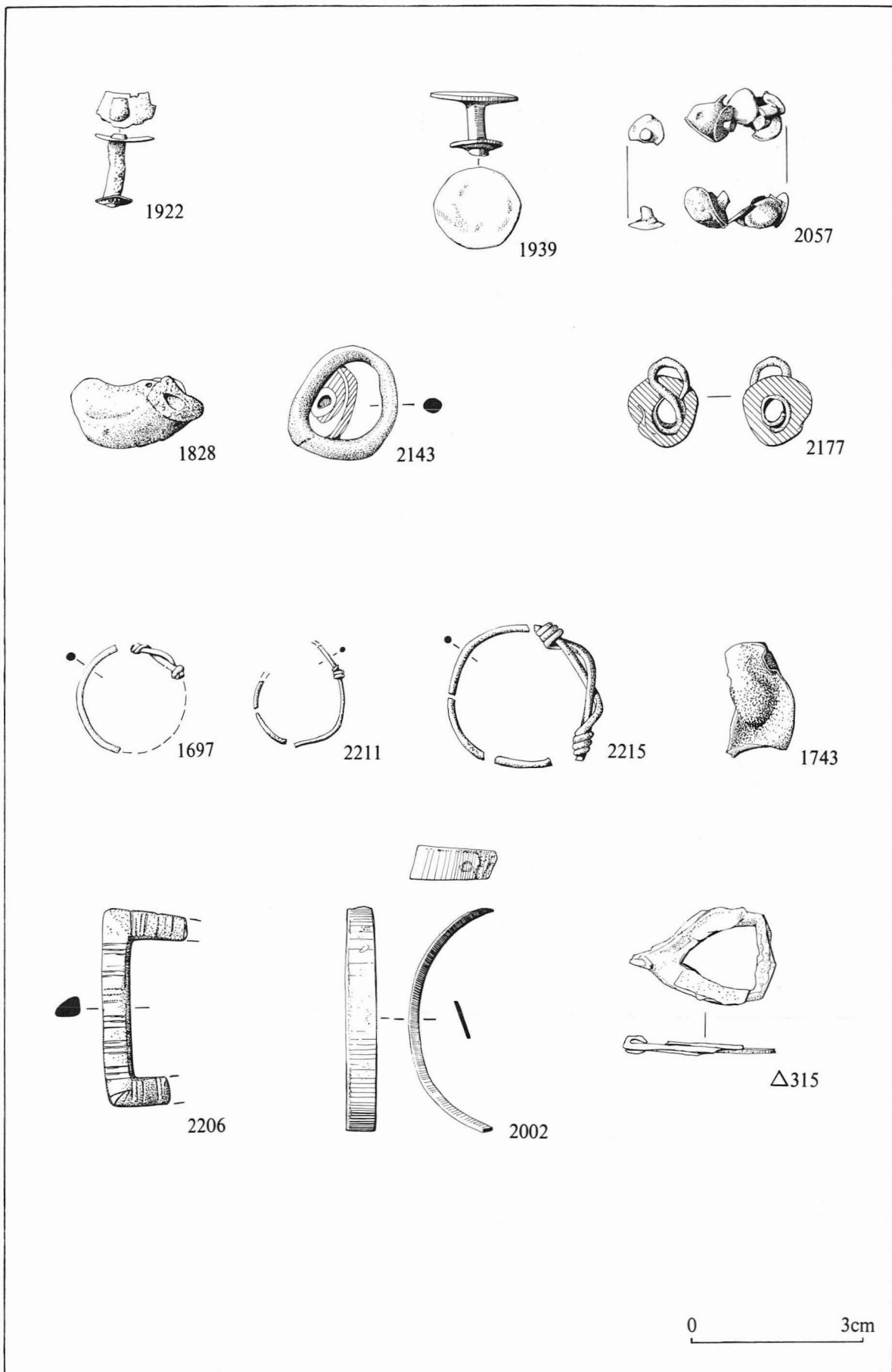


Fig.141. Bronze rivets, rings and fittings. Scale 1:1.

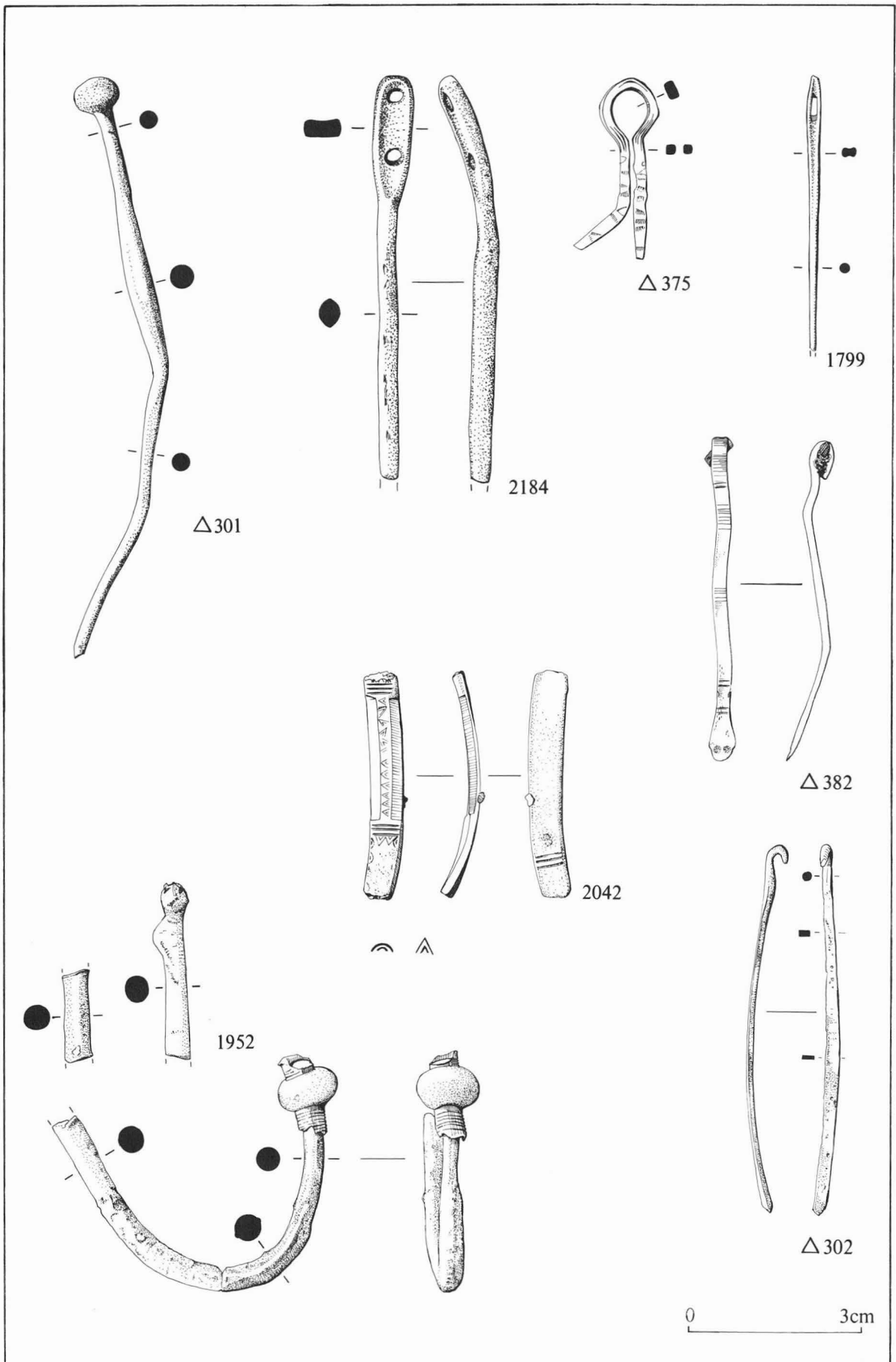


Fig.142. Bronze objects. Scale 1:1.

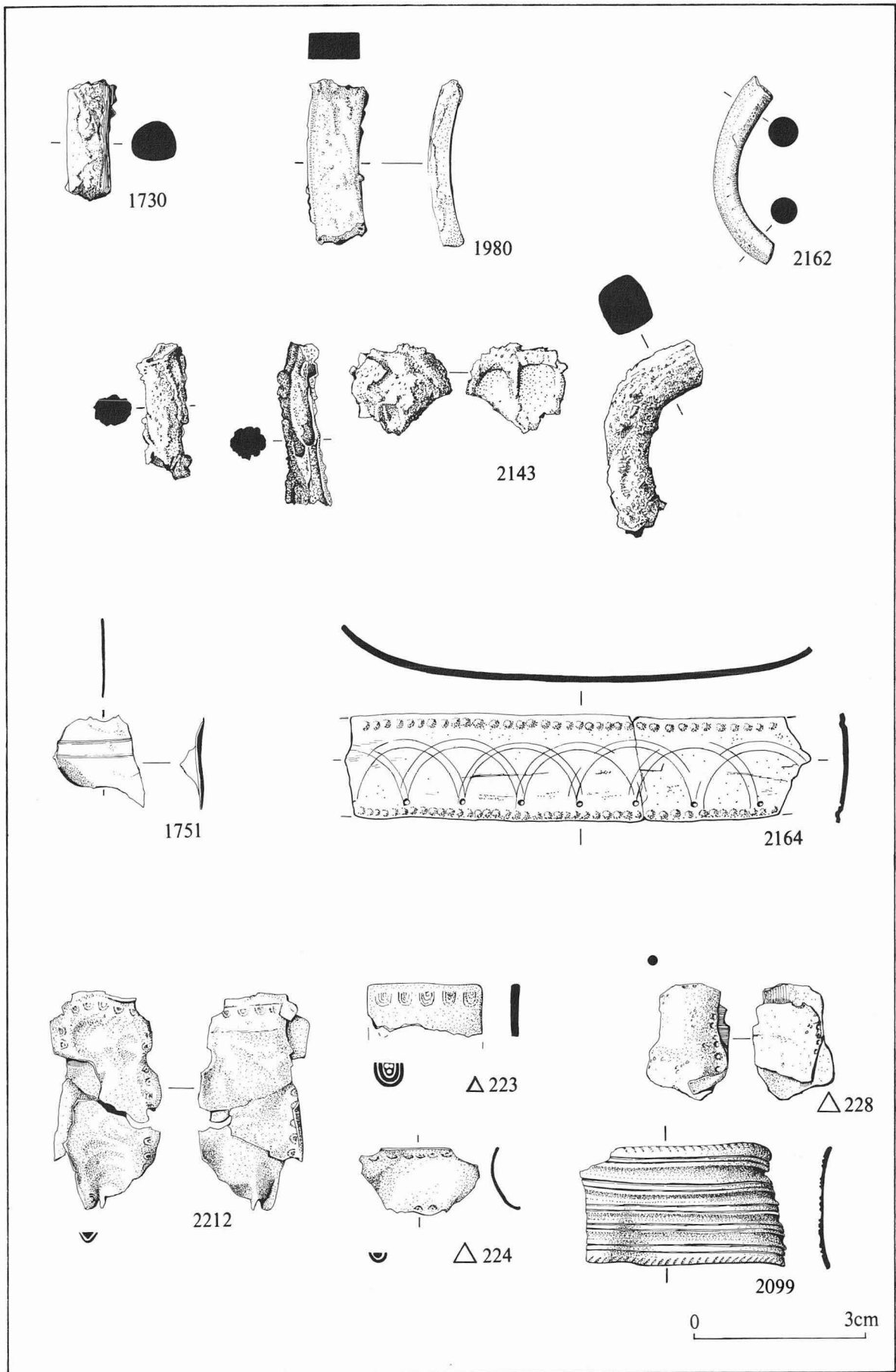


Fig. 143. Bronze bars and decorated sheet. Scale 1:1.

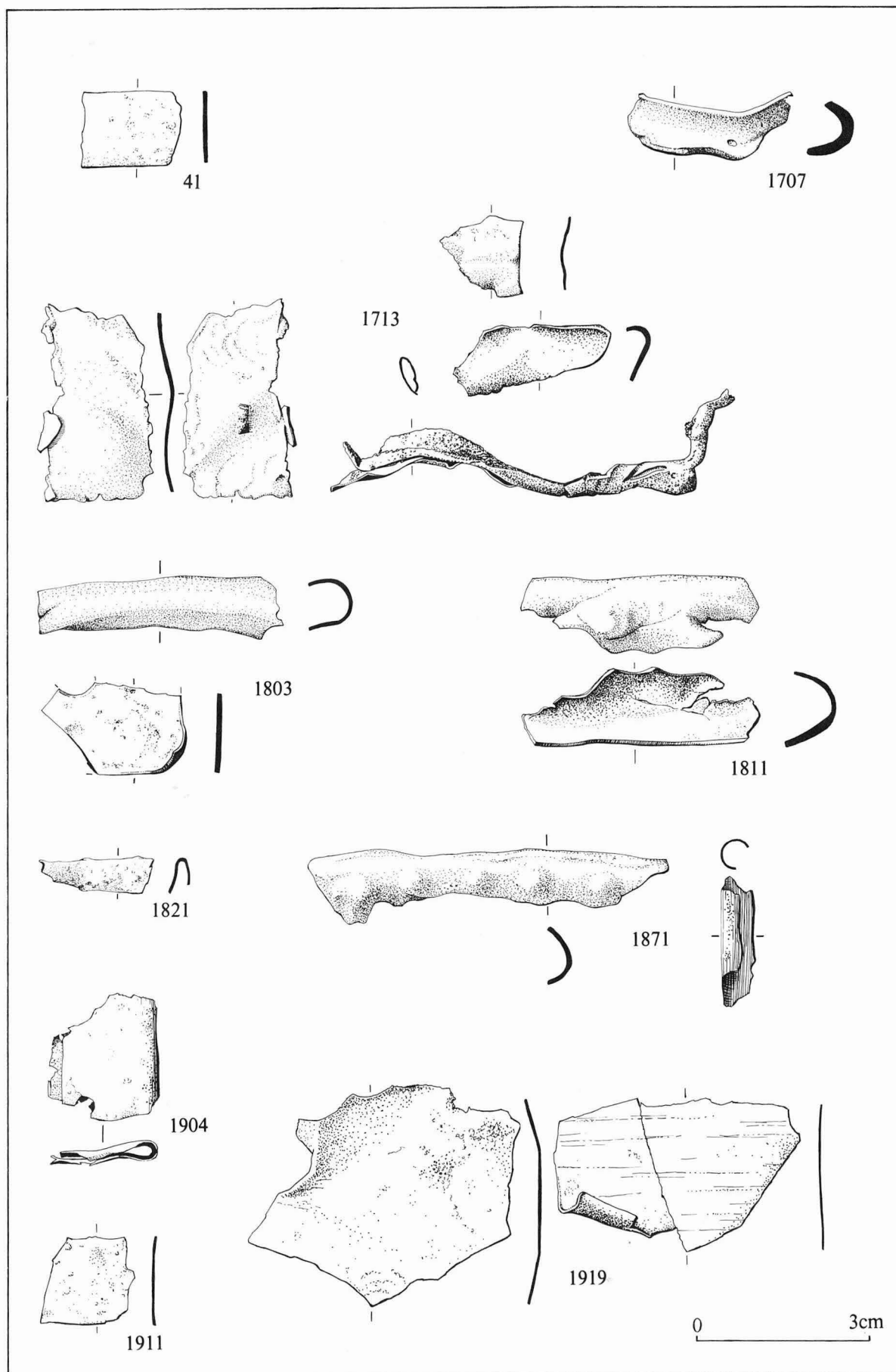


Fig.144. Bronze sheet. Scale 1:1.

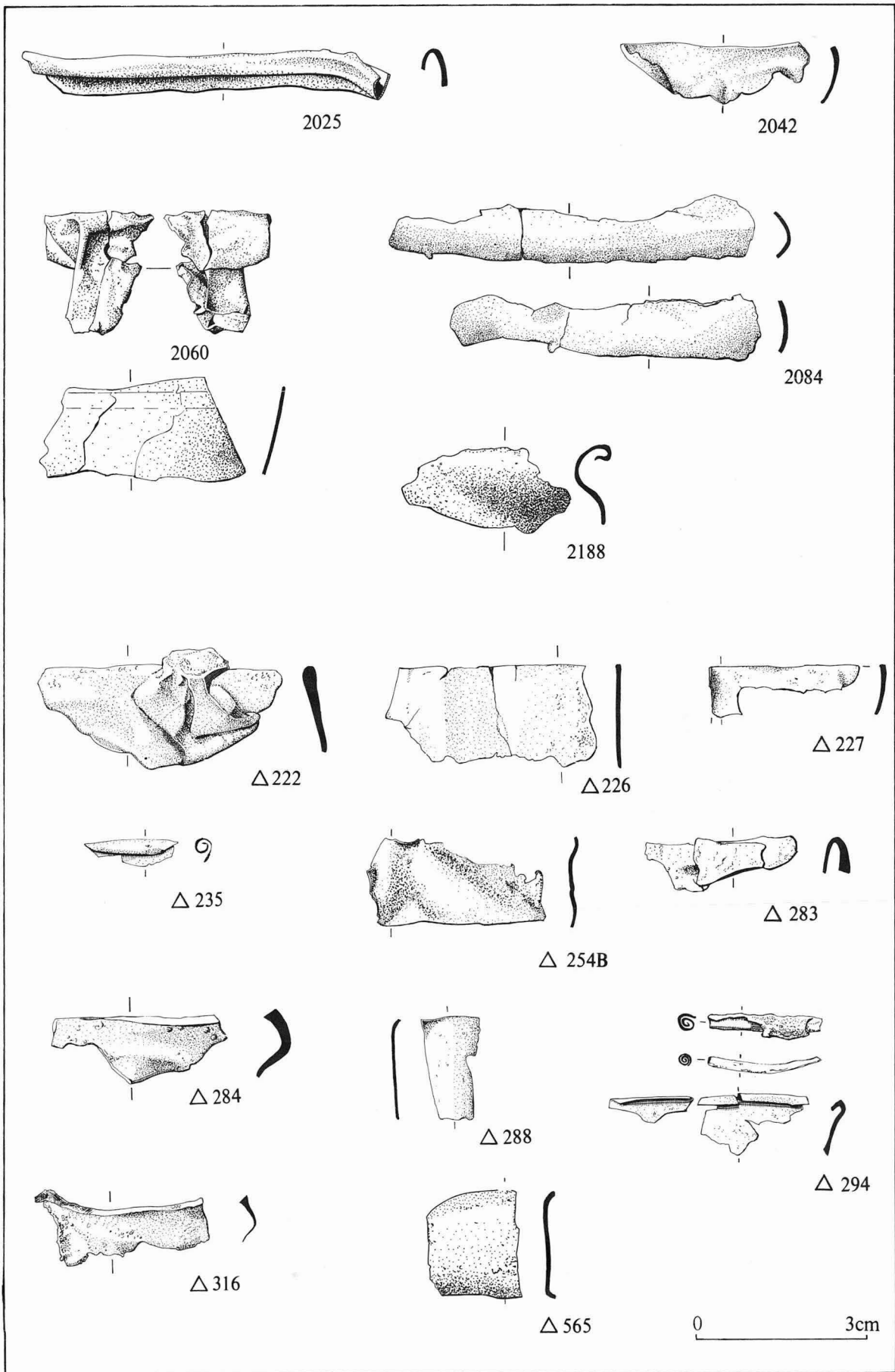


Fig.145. Bronze sheet. Scale 1:1.

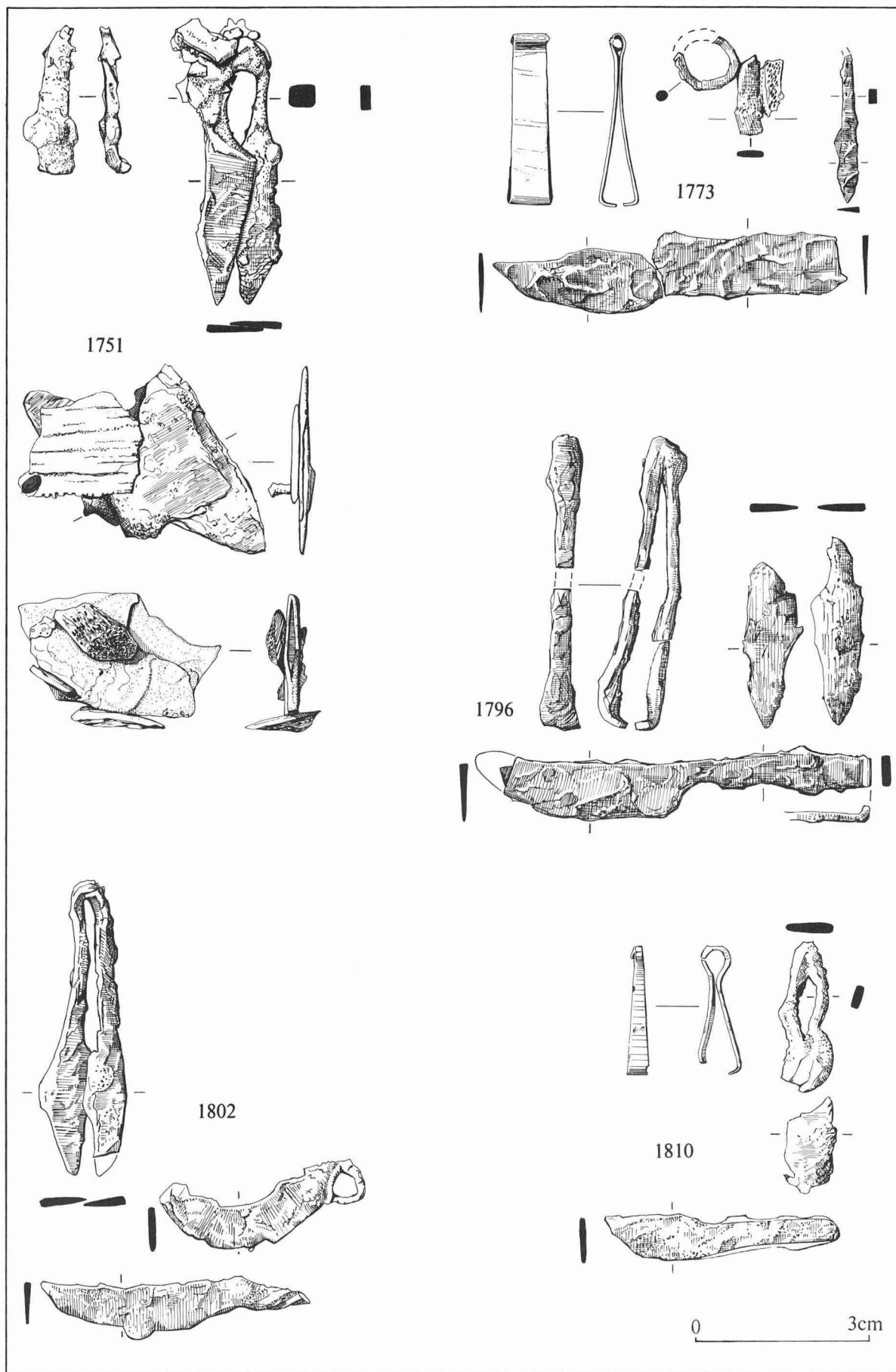


Fig.146. Toilet sets, three or more items. Scale 1:1.

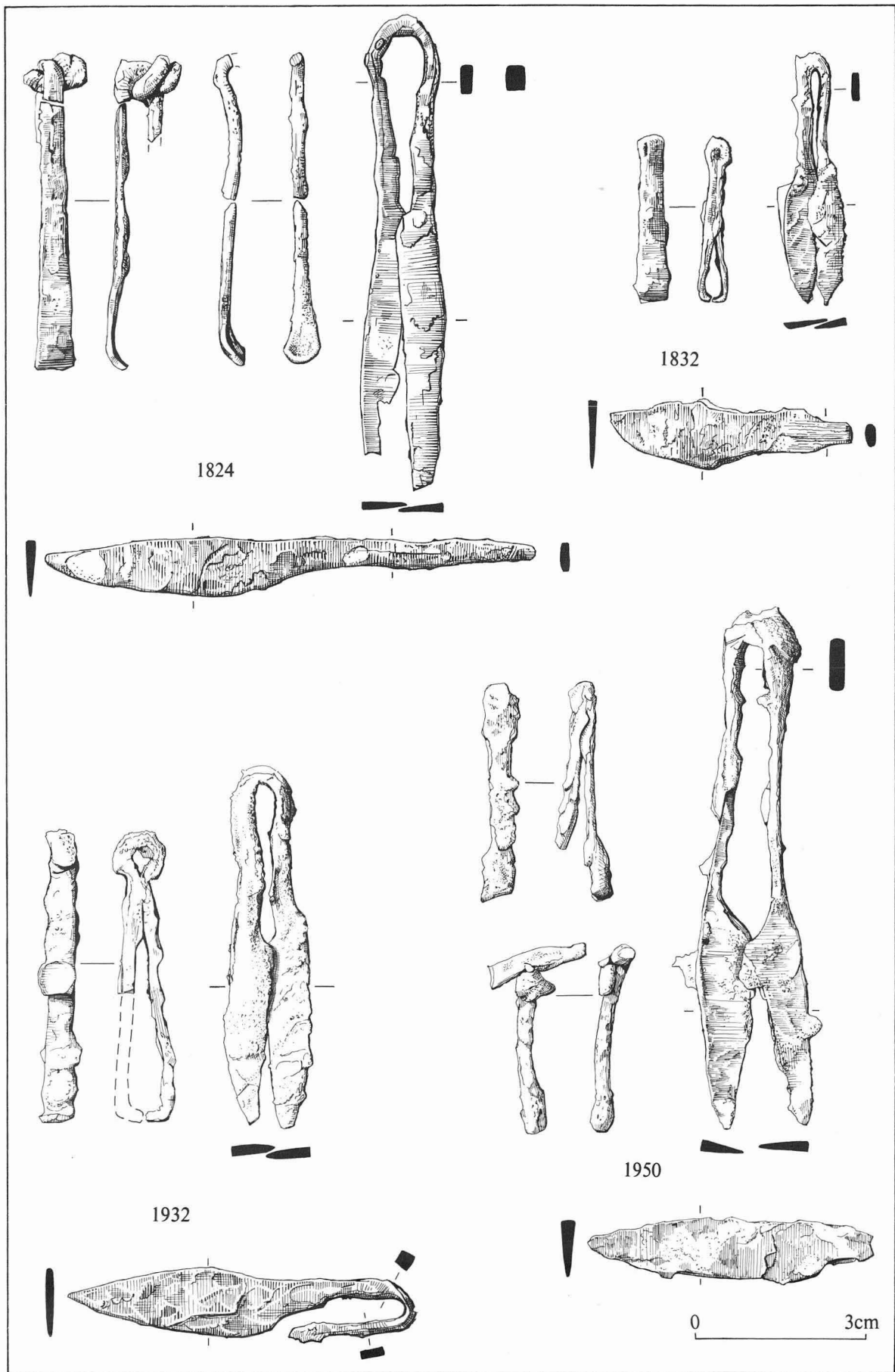


Fig.147. Toilet sets, three or more items. Scale 1:1.

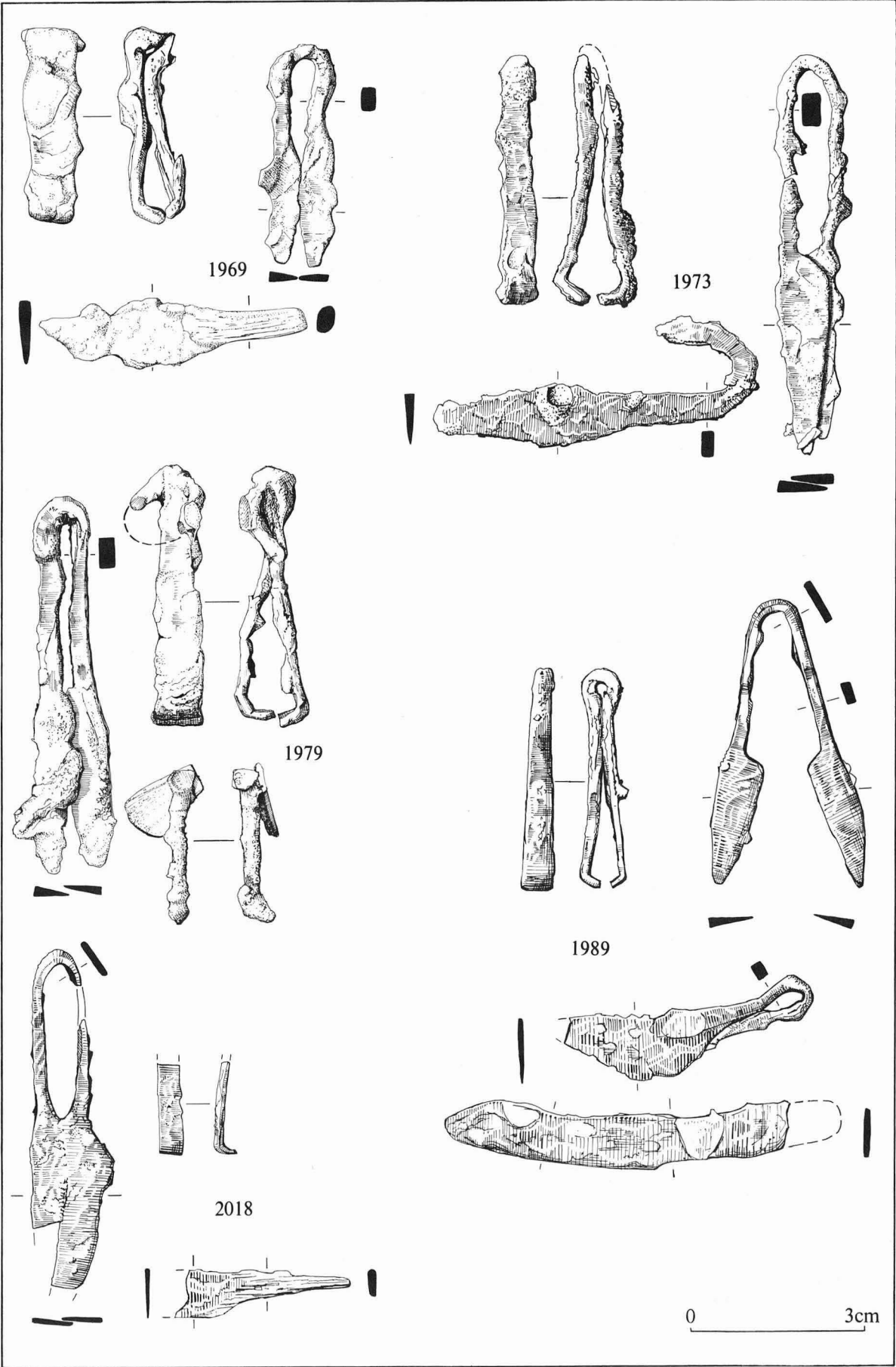


Fig.148. Toilet sets, three or more items. Scale 1:1.



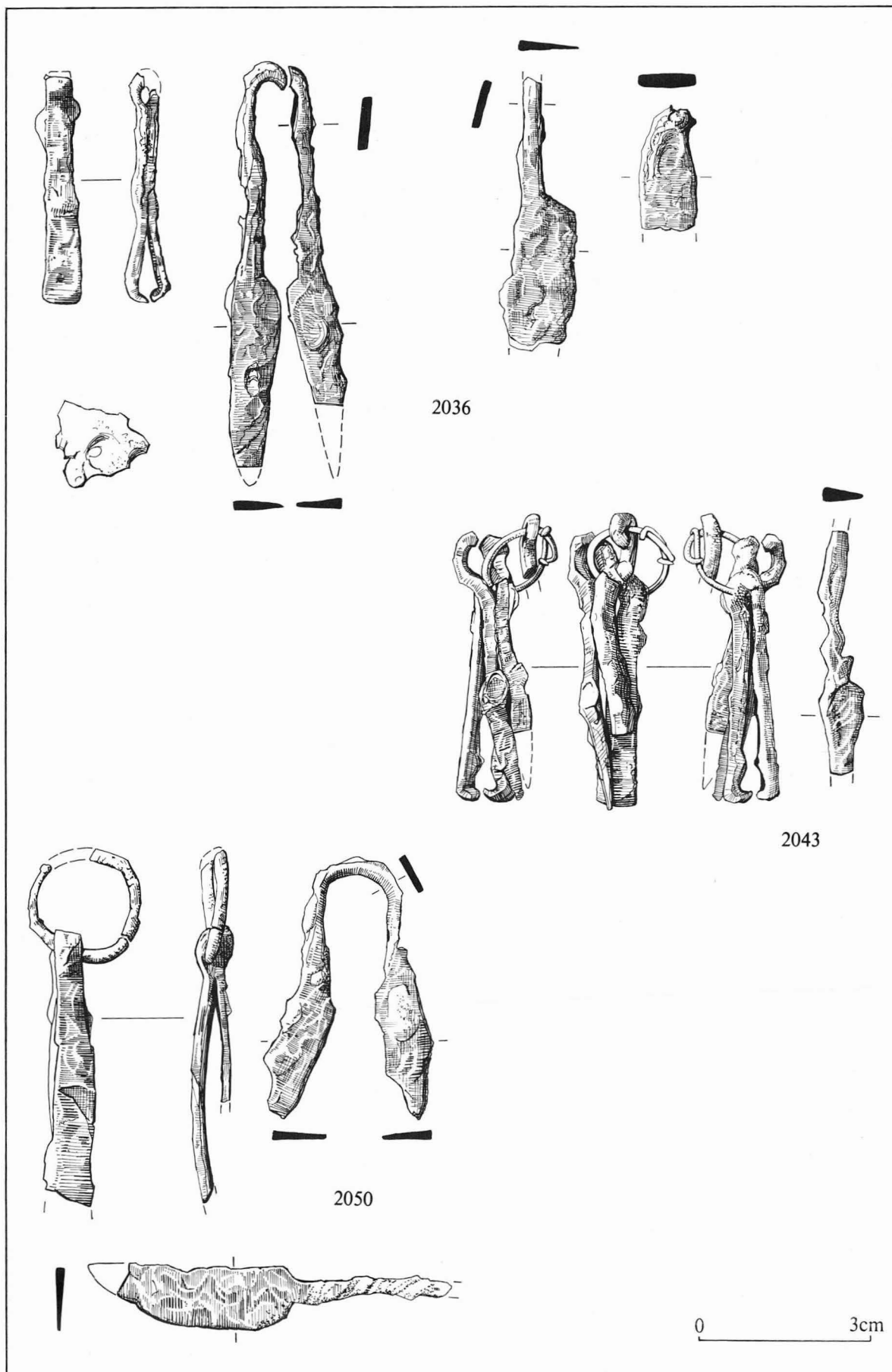


Fig.149. Toilet sets, three or more items. Scale 1:1.

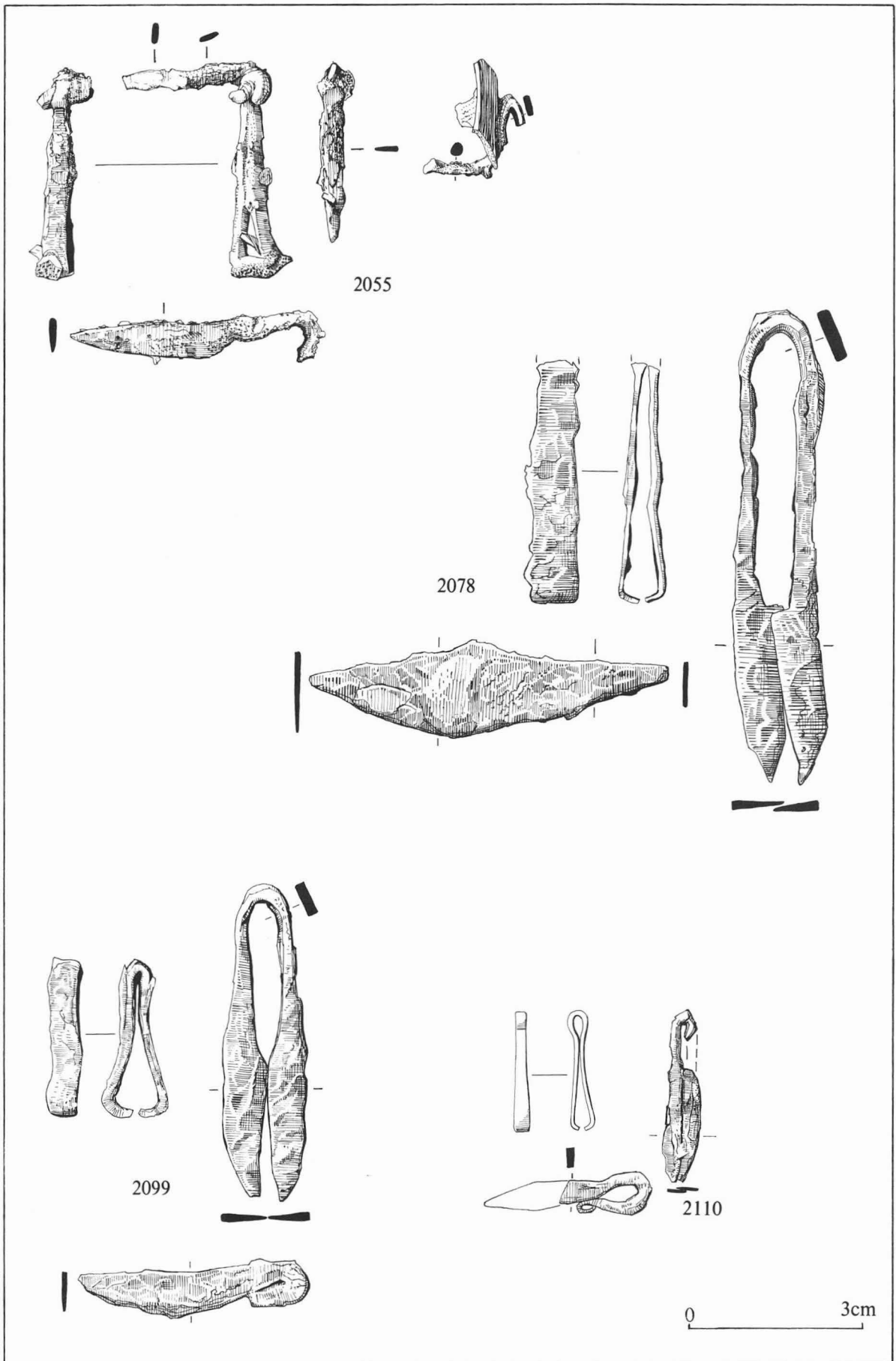


Fig.150. Toilet sets, three or more items. Scale 1:1.

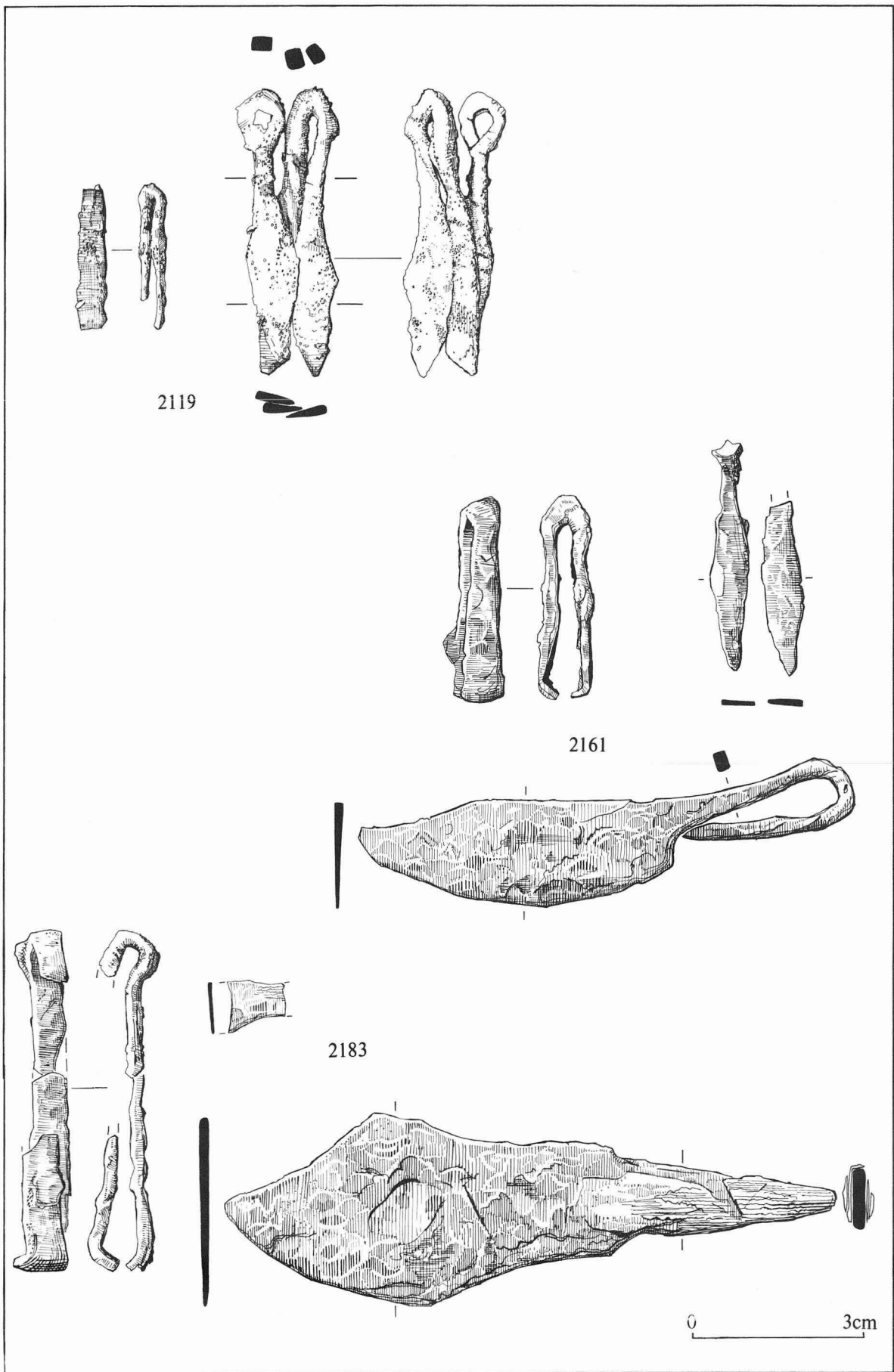


Fig.151. Toilet sets, three or more items. Scale 1:1.

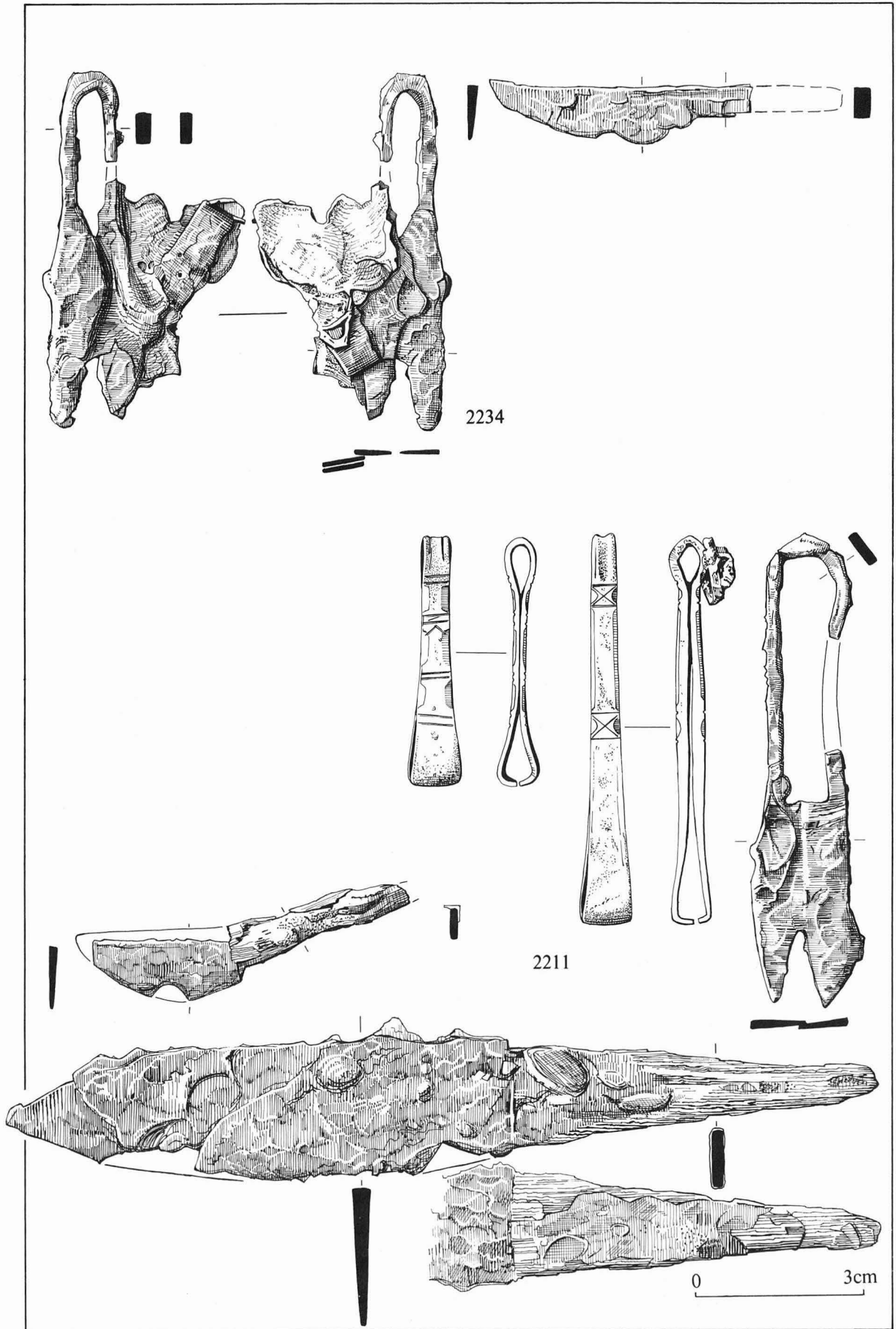


Fig.152. Toilet sets, three or more items. Scale 1:1.

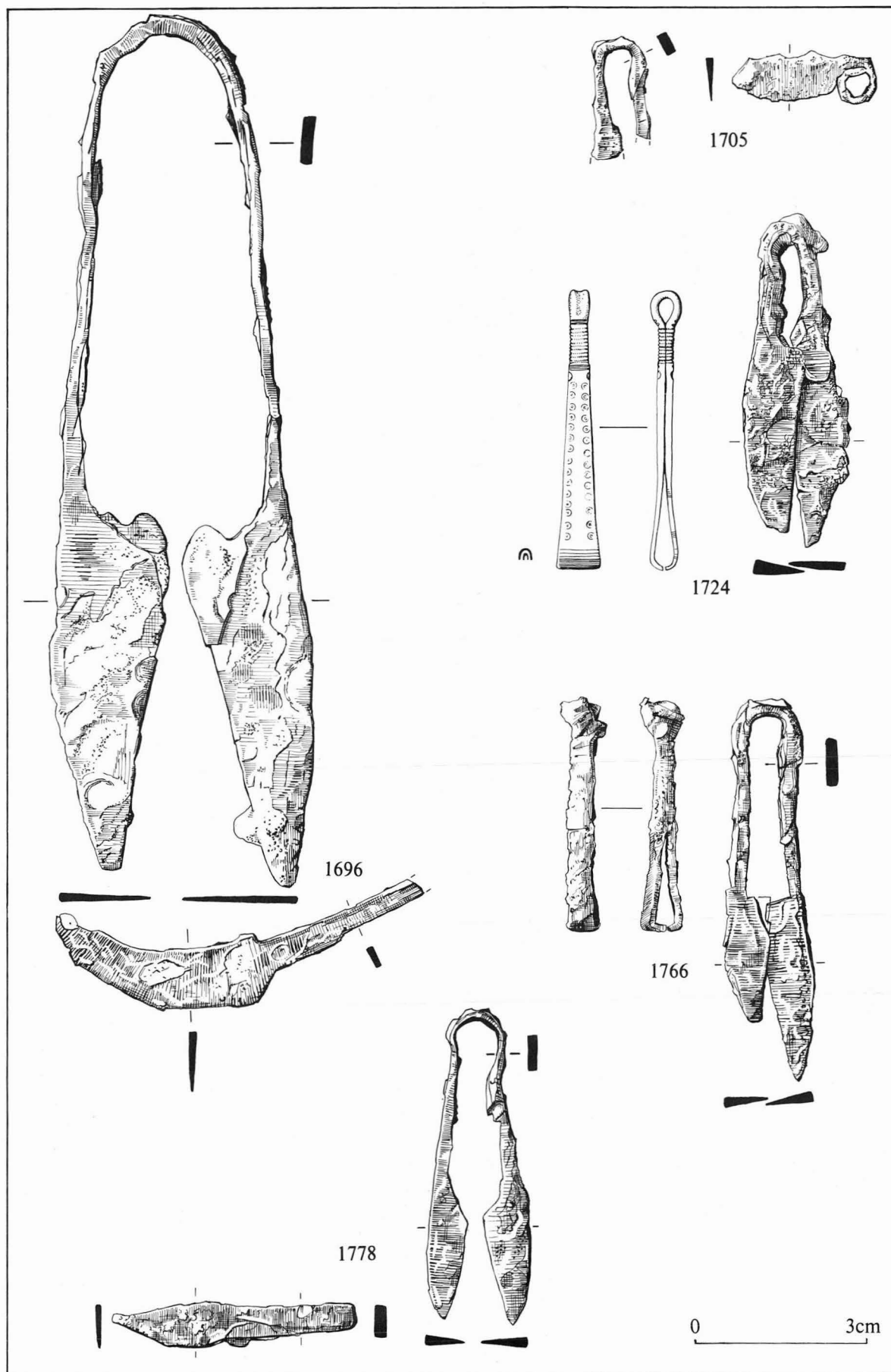


Fig.153. Toilet sets, two items. Scale 1:1.

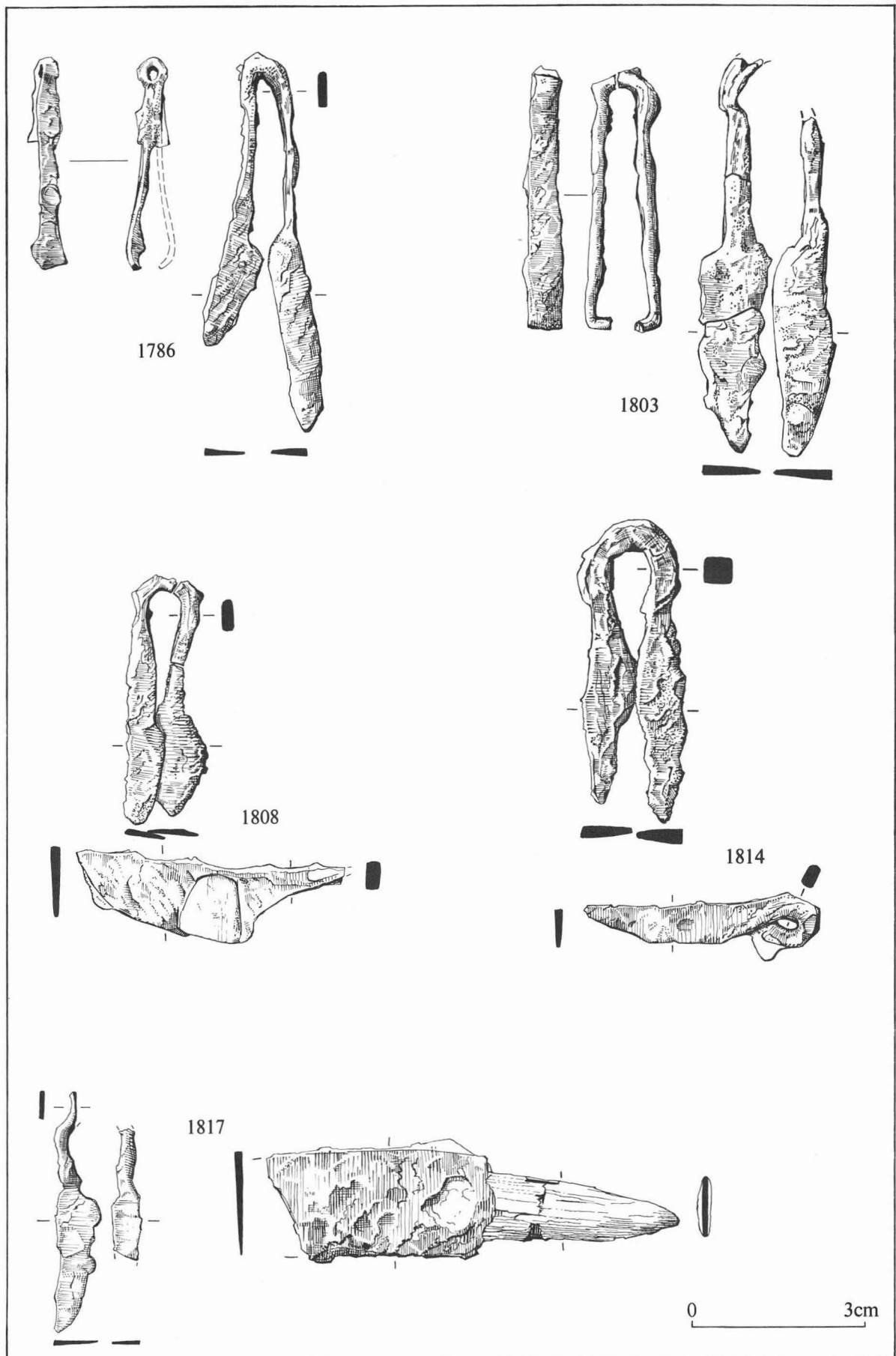


Fig.154. Toilet sets, two items. Scale 1:1.

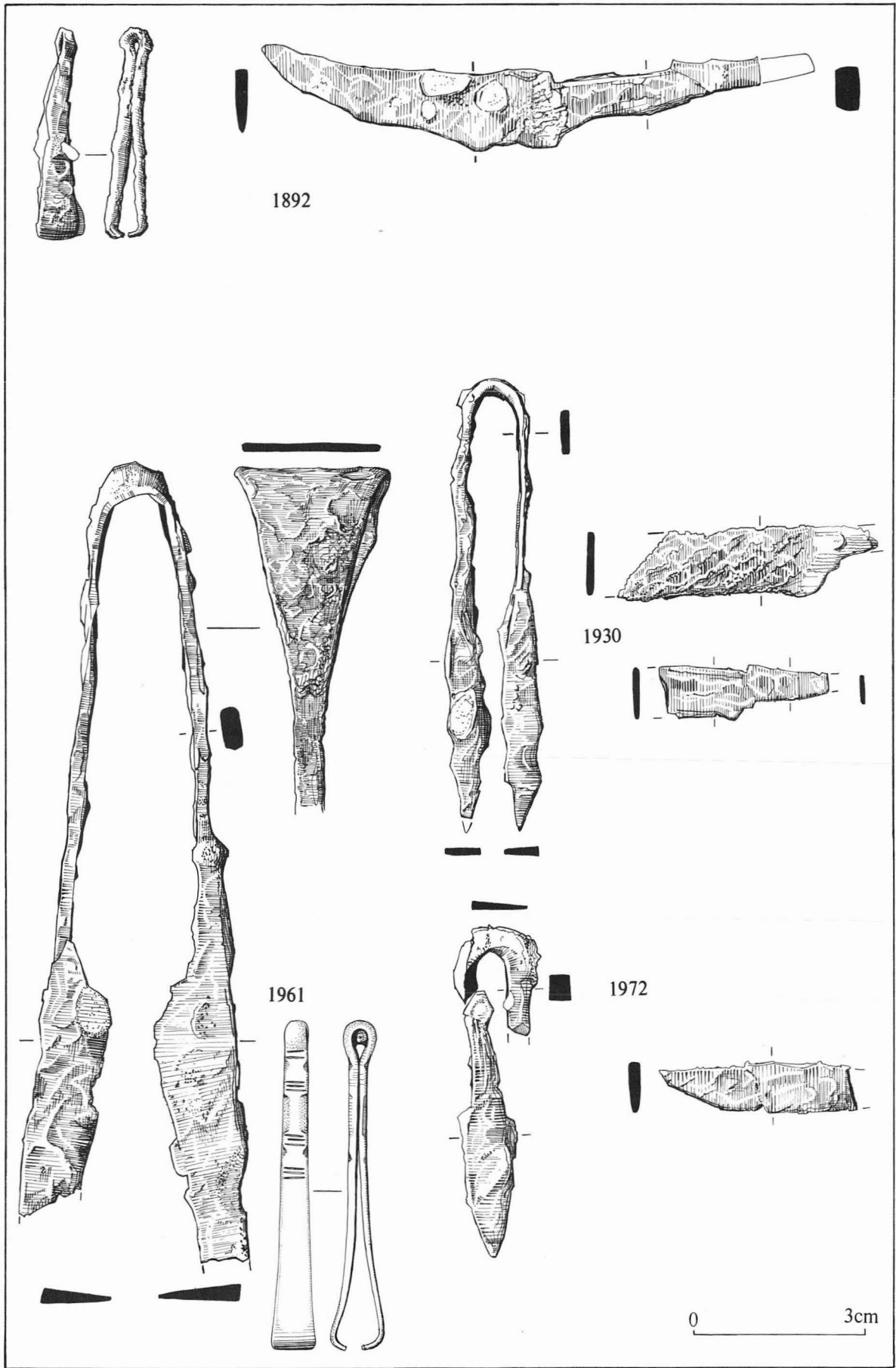


Fig.155. Toilet sets, two items. Scale 1:1.

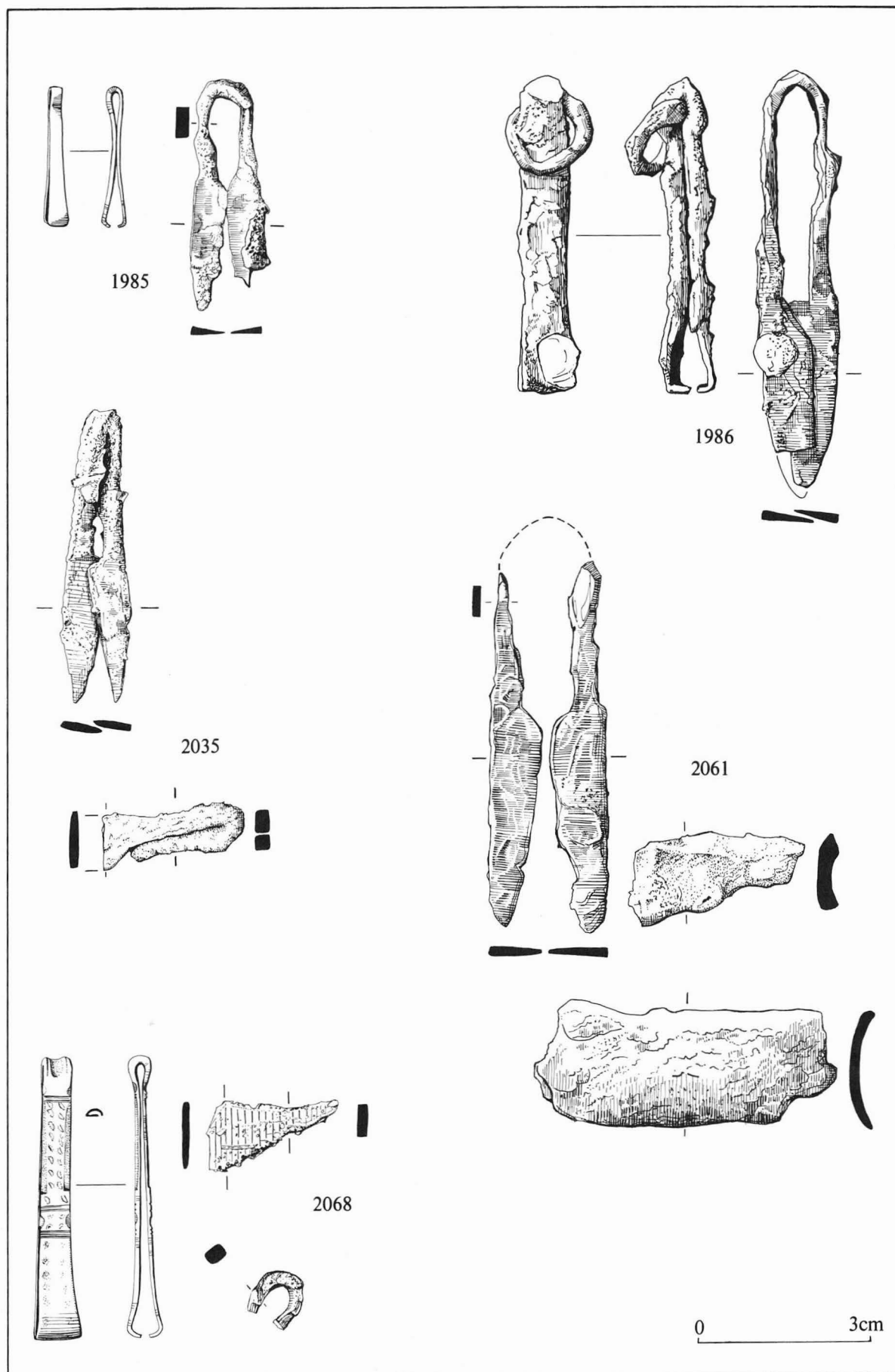


Fig.156. Toilet sets, two items. Scale 1:1.



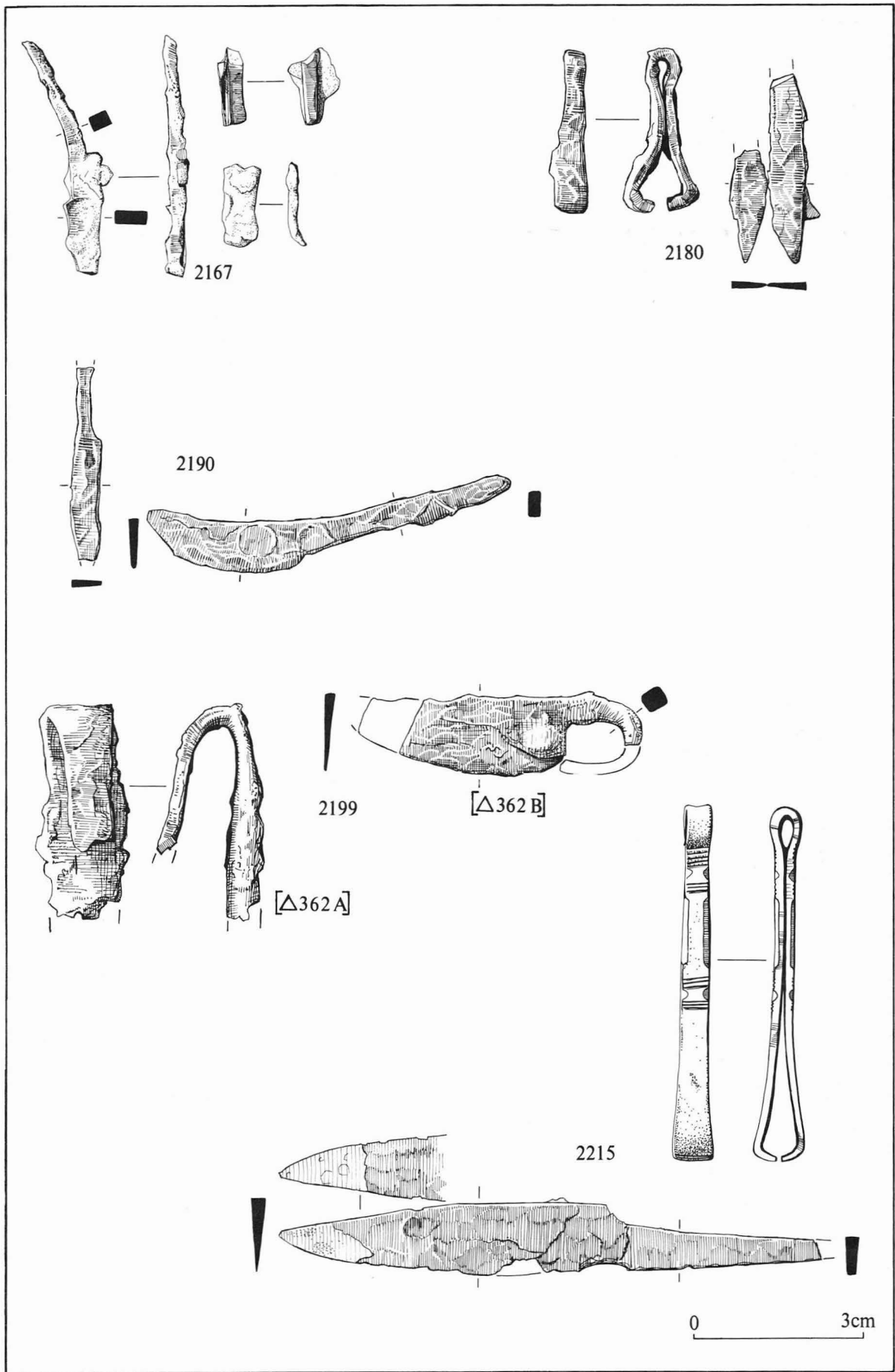


Fig.157. Toilet sets, two items. Scale 1:1.

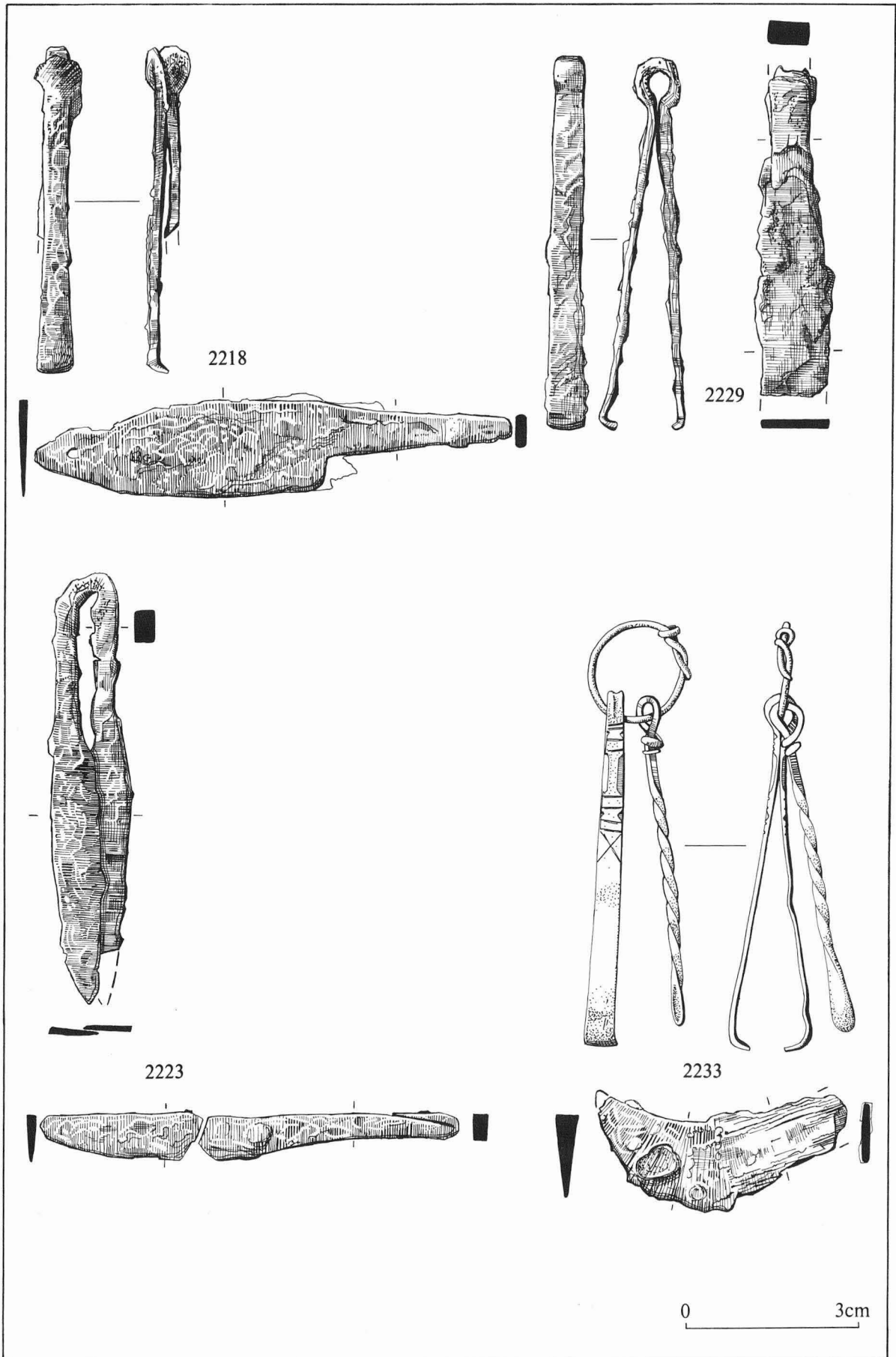


Fig.158. Toilet sets, two items. Scale 1:1.

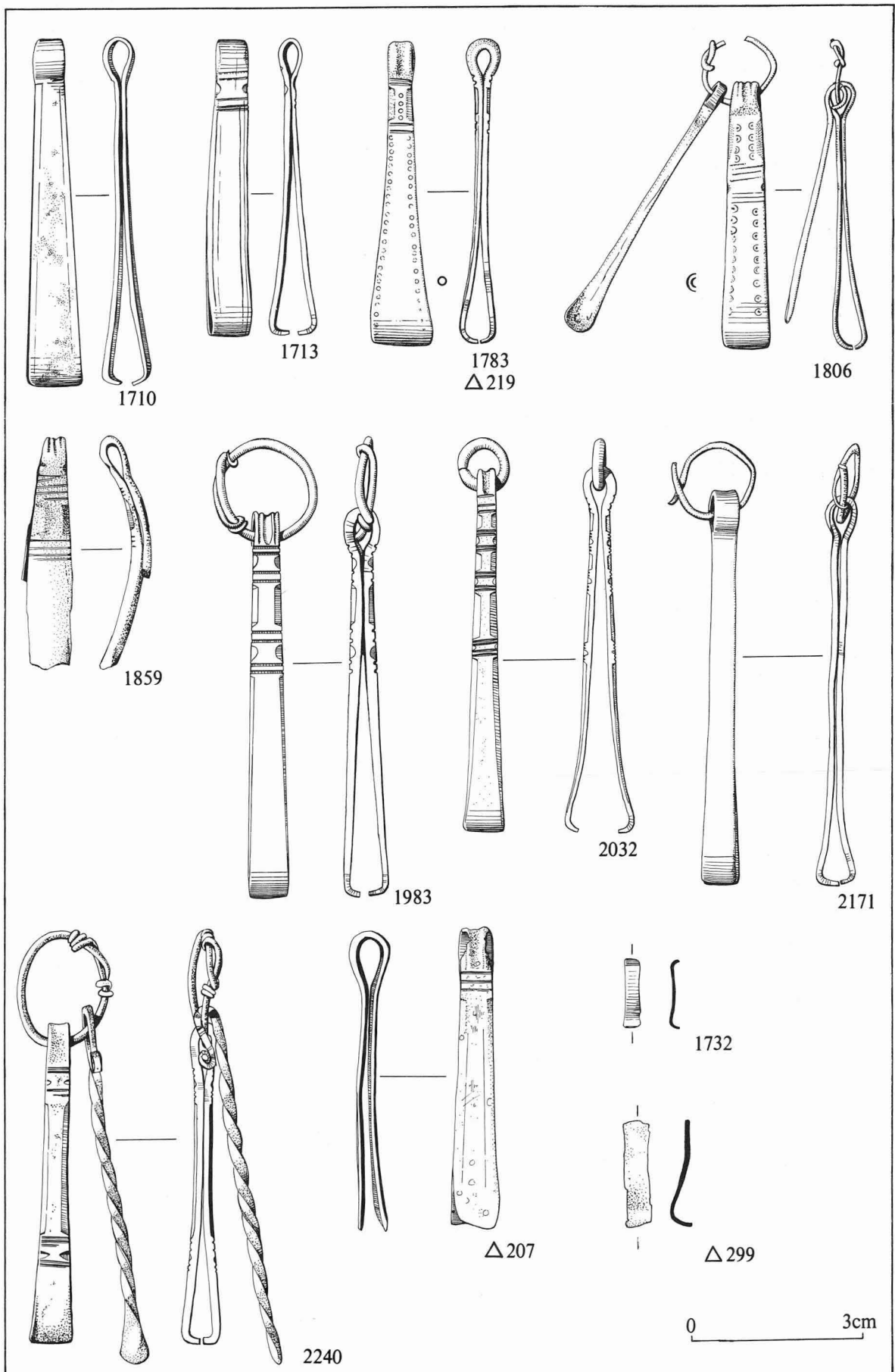


Fig.159. Toilet sets, single items. Scale 1:1.

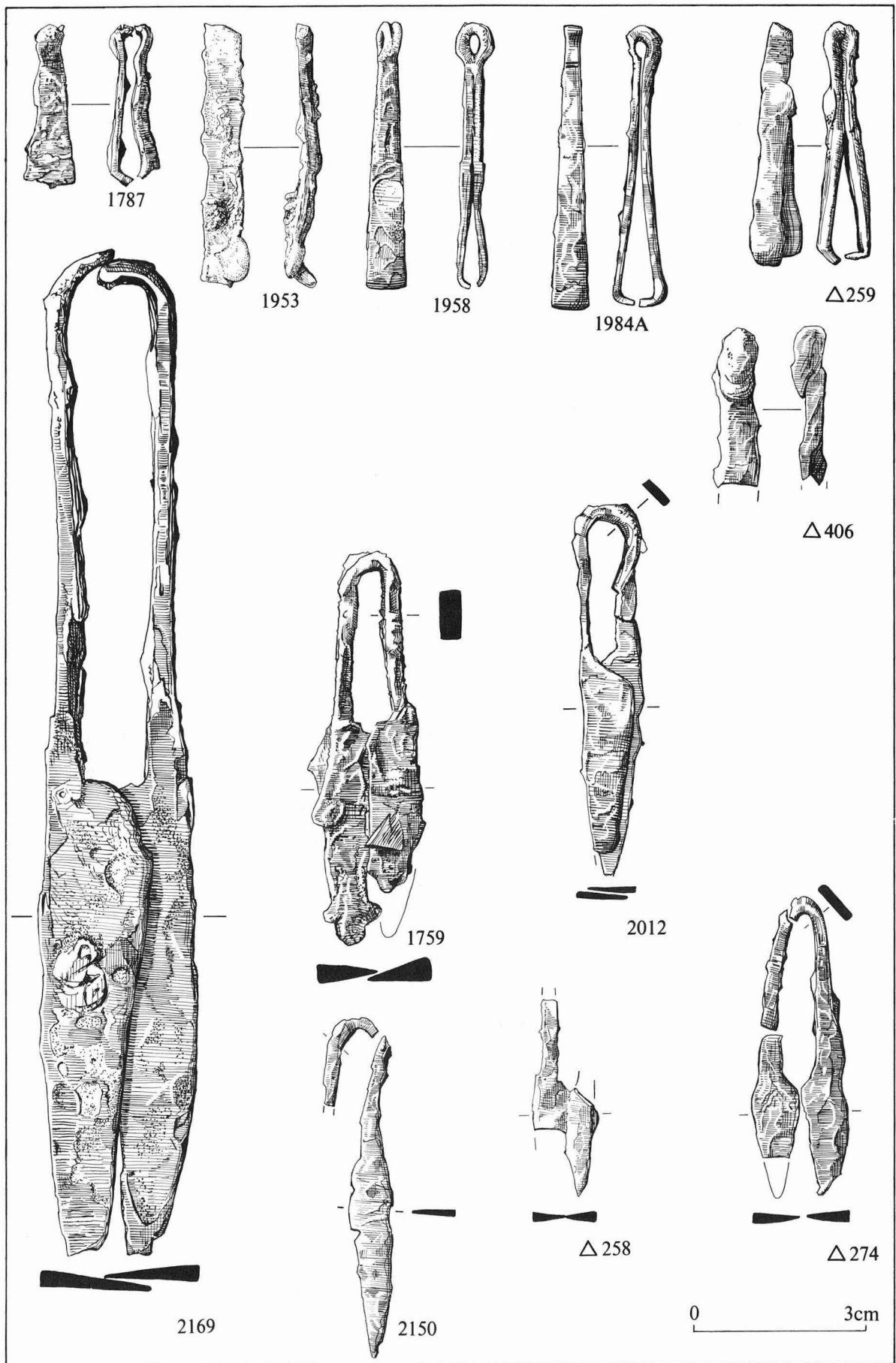


Fig.160. Toilet sets, single items. Scale 1:1.

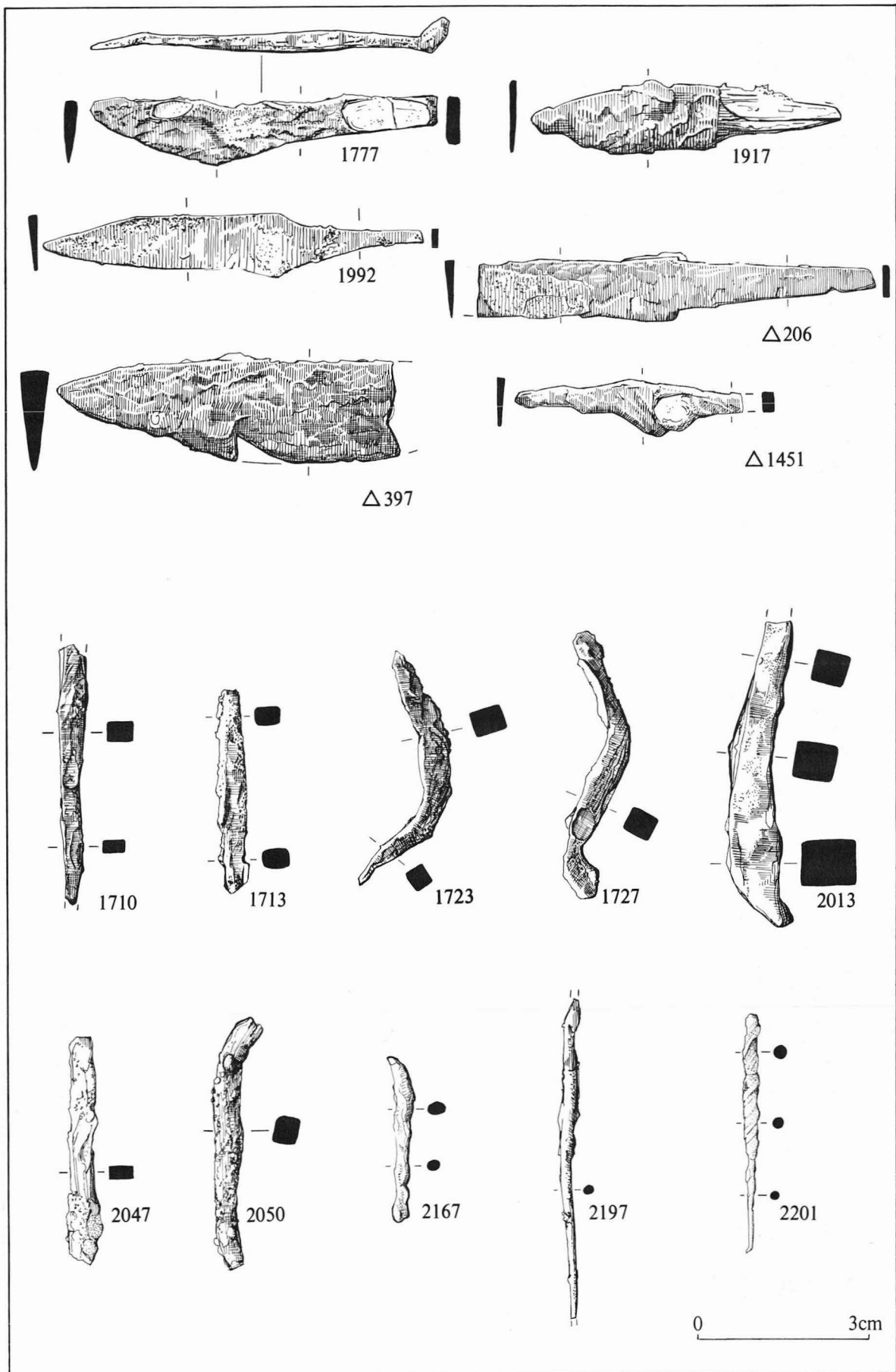


Fig.161. Iron knives, bars and pins. Scale 1:1.

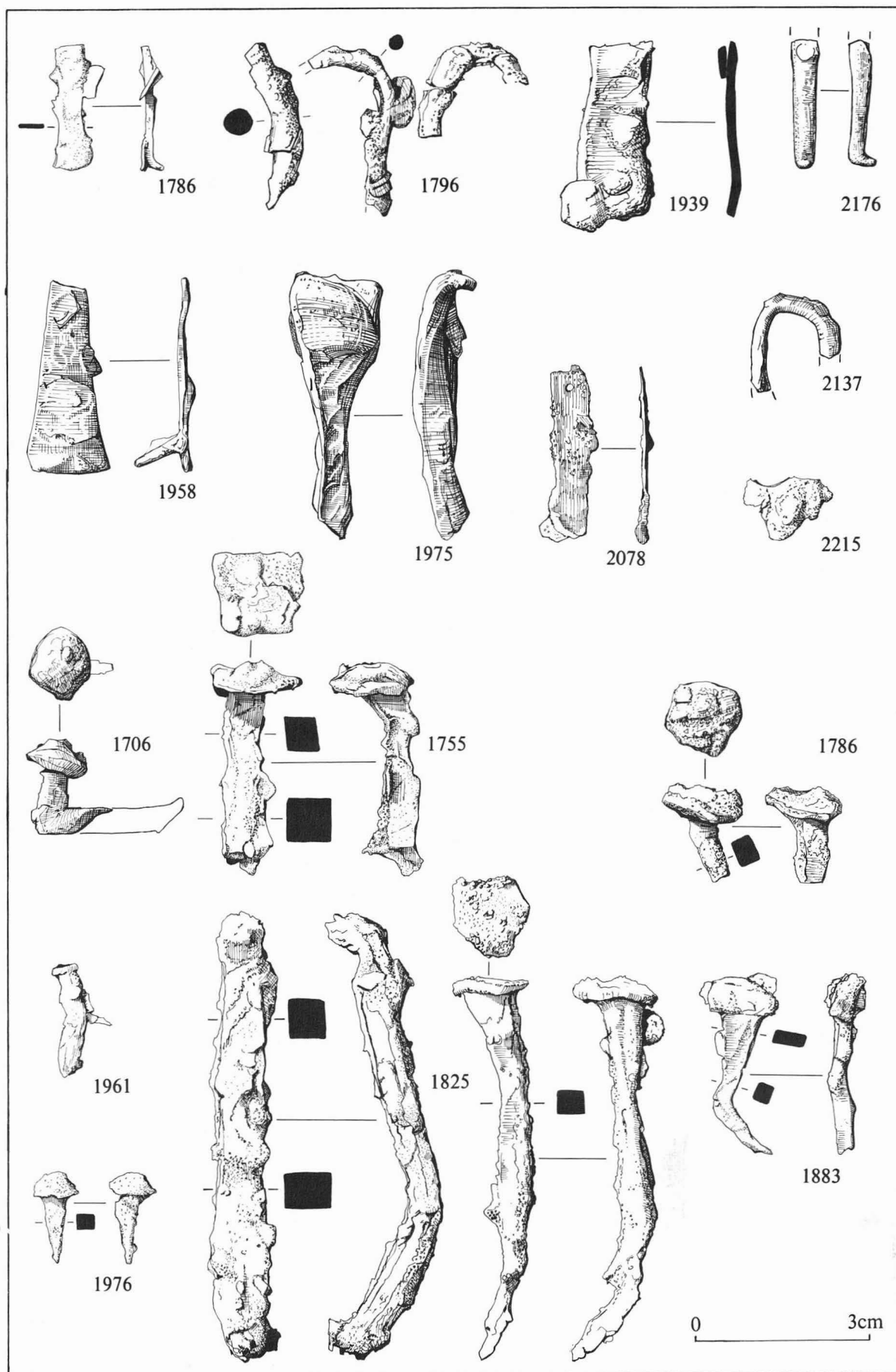


Fig.162. Iron nails and other objects. Scale 1:1.

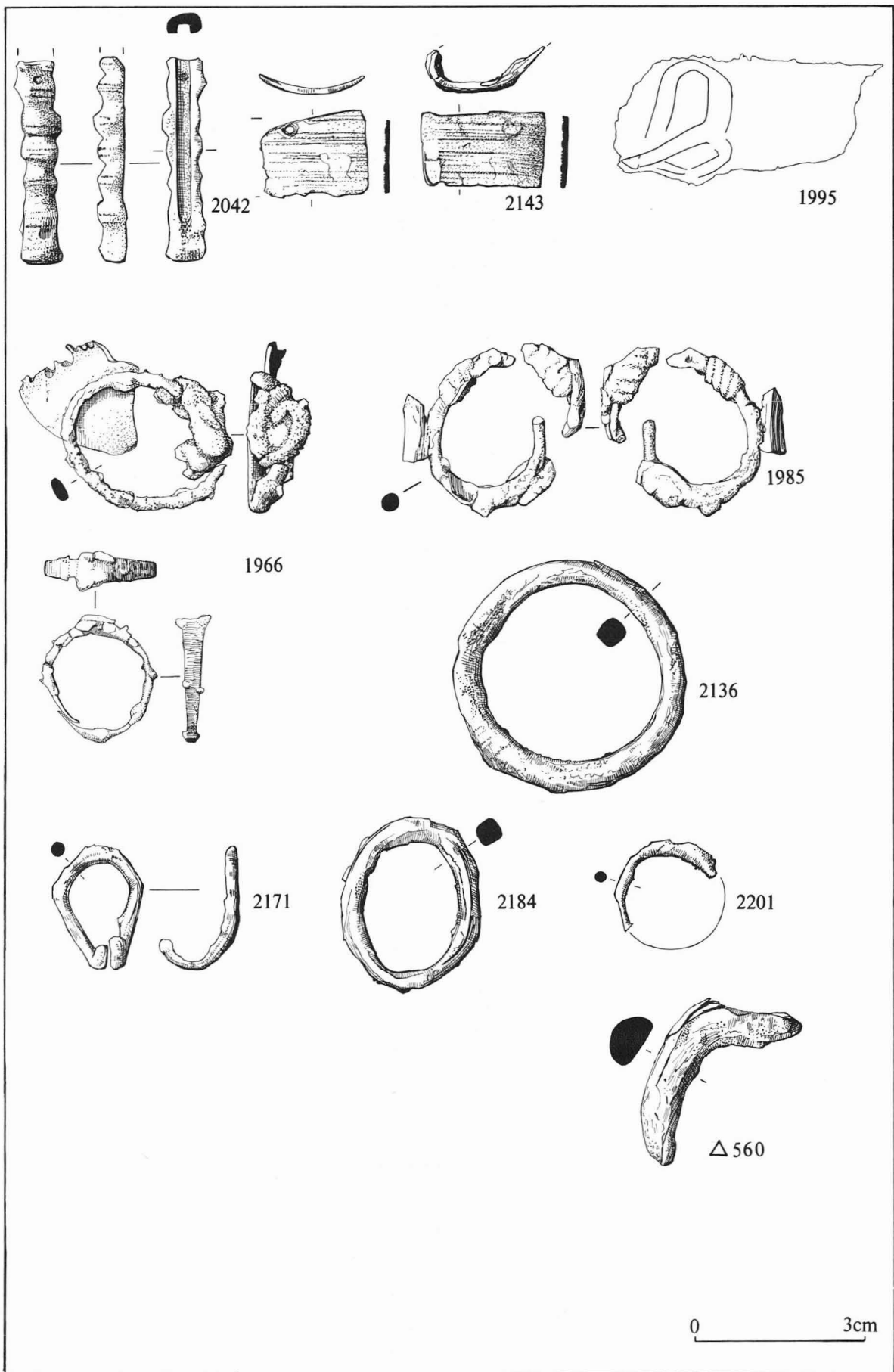


Fig. 163. Iron fittings and rings. Scale 1:1.

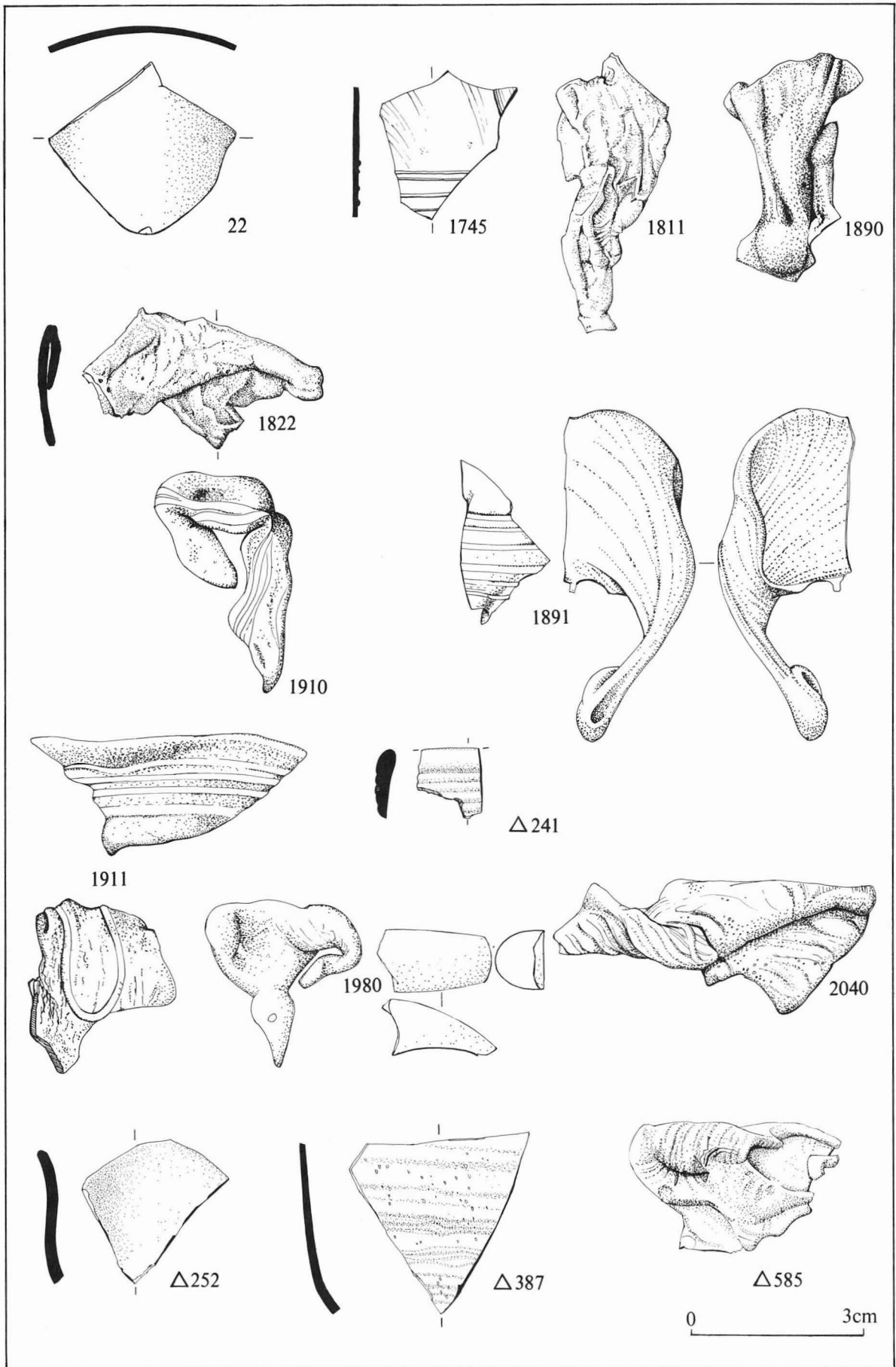


Fig.164. Glass vessels. Scale 1:1.



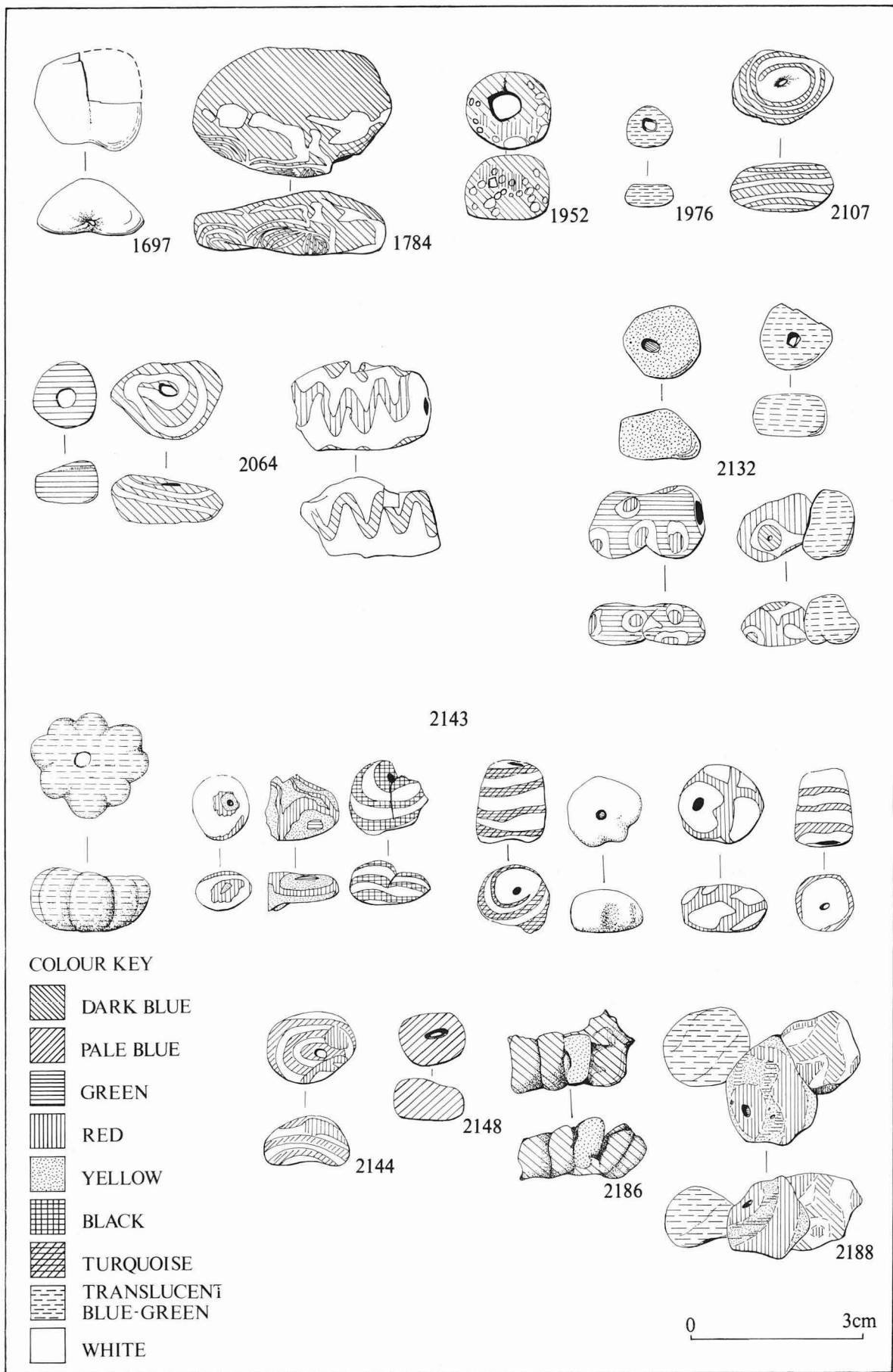


Fig.165. Glass beads. Scale 1:1.

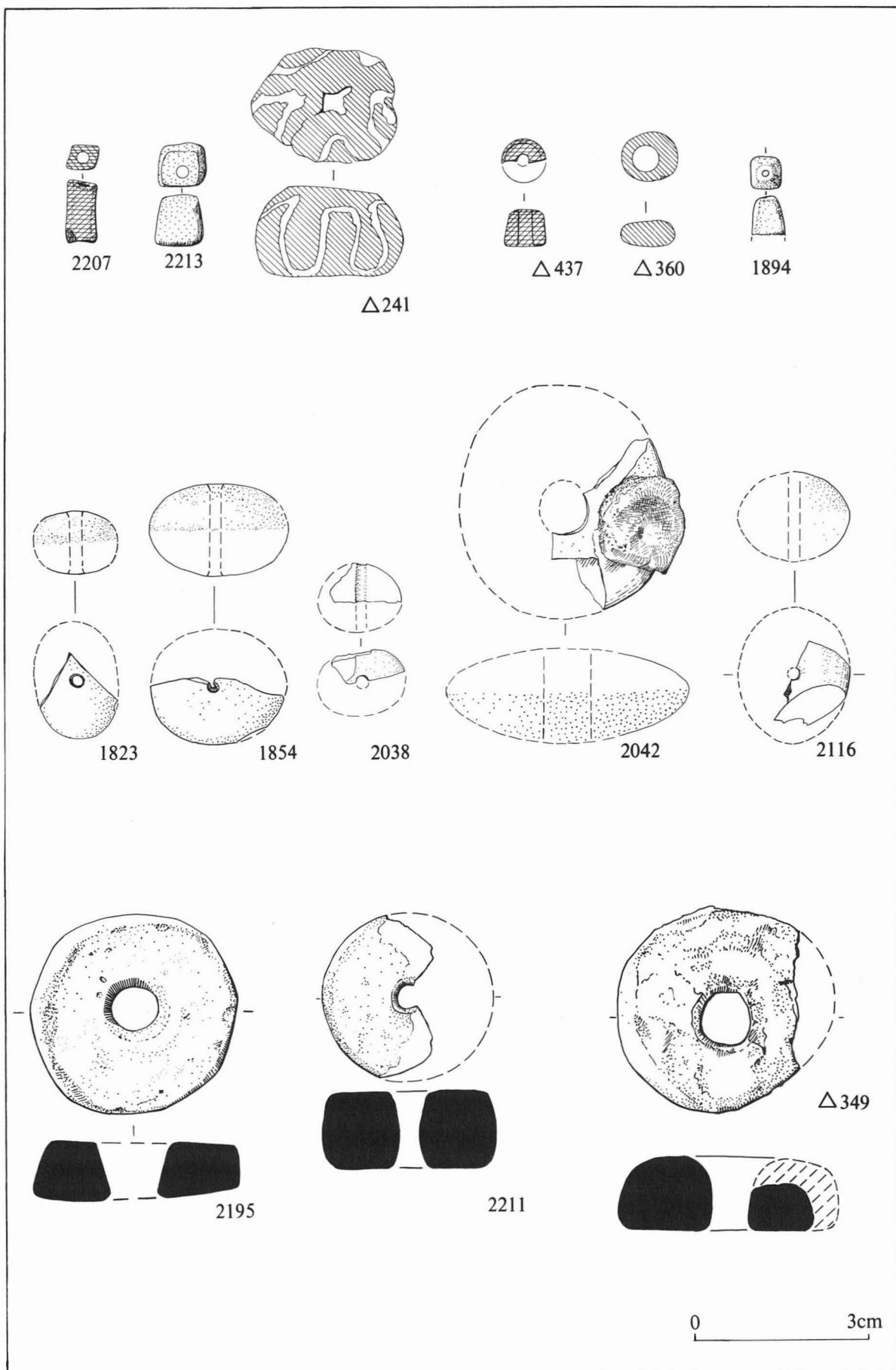


Fig.166. Glass, amber and crystal beads; pottery and chalk spindle-whorls. Scale 1:1.

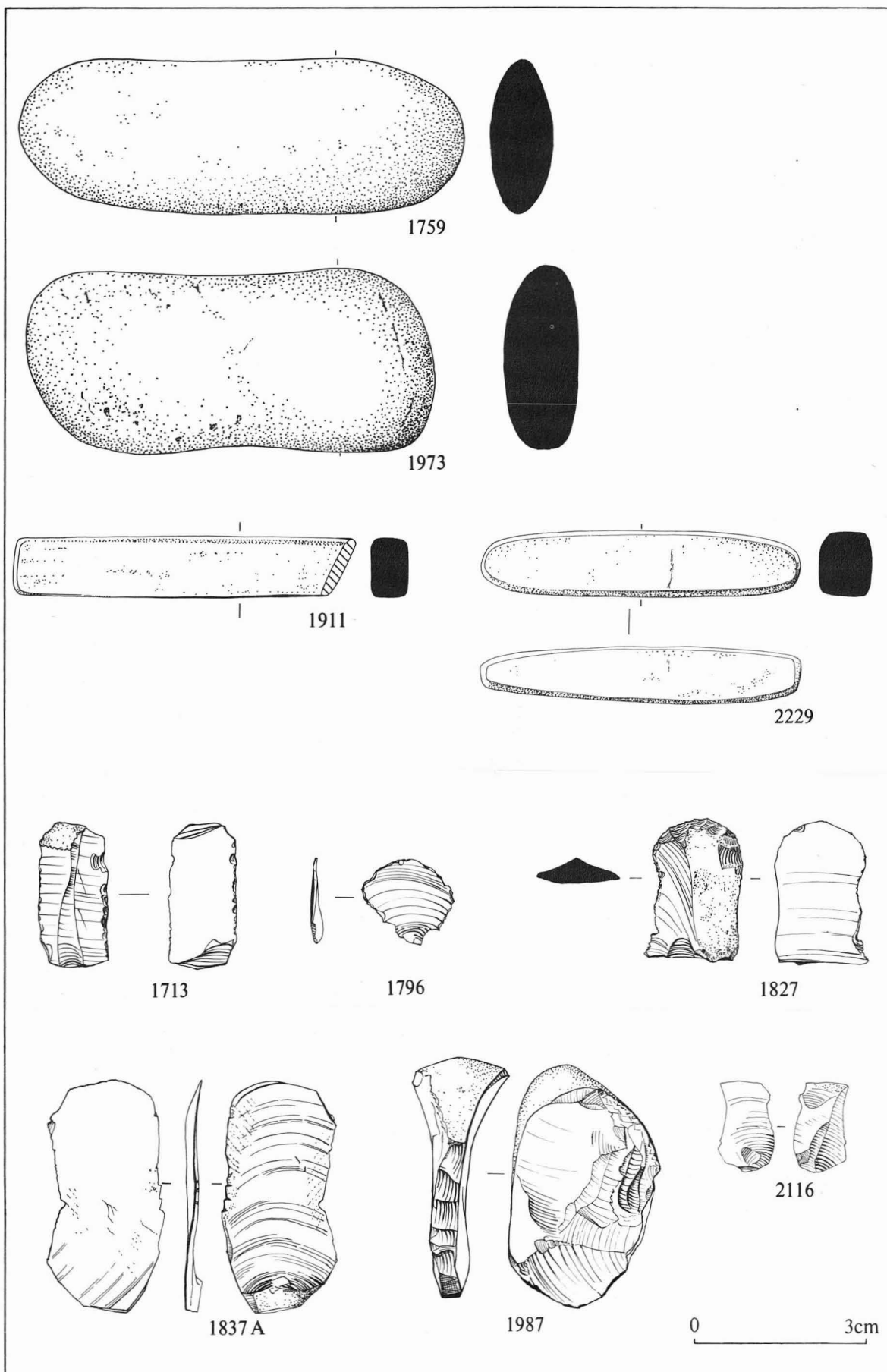


Fig.167. Honestones and worked flint. Scale 1:1.

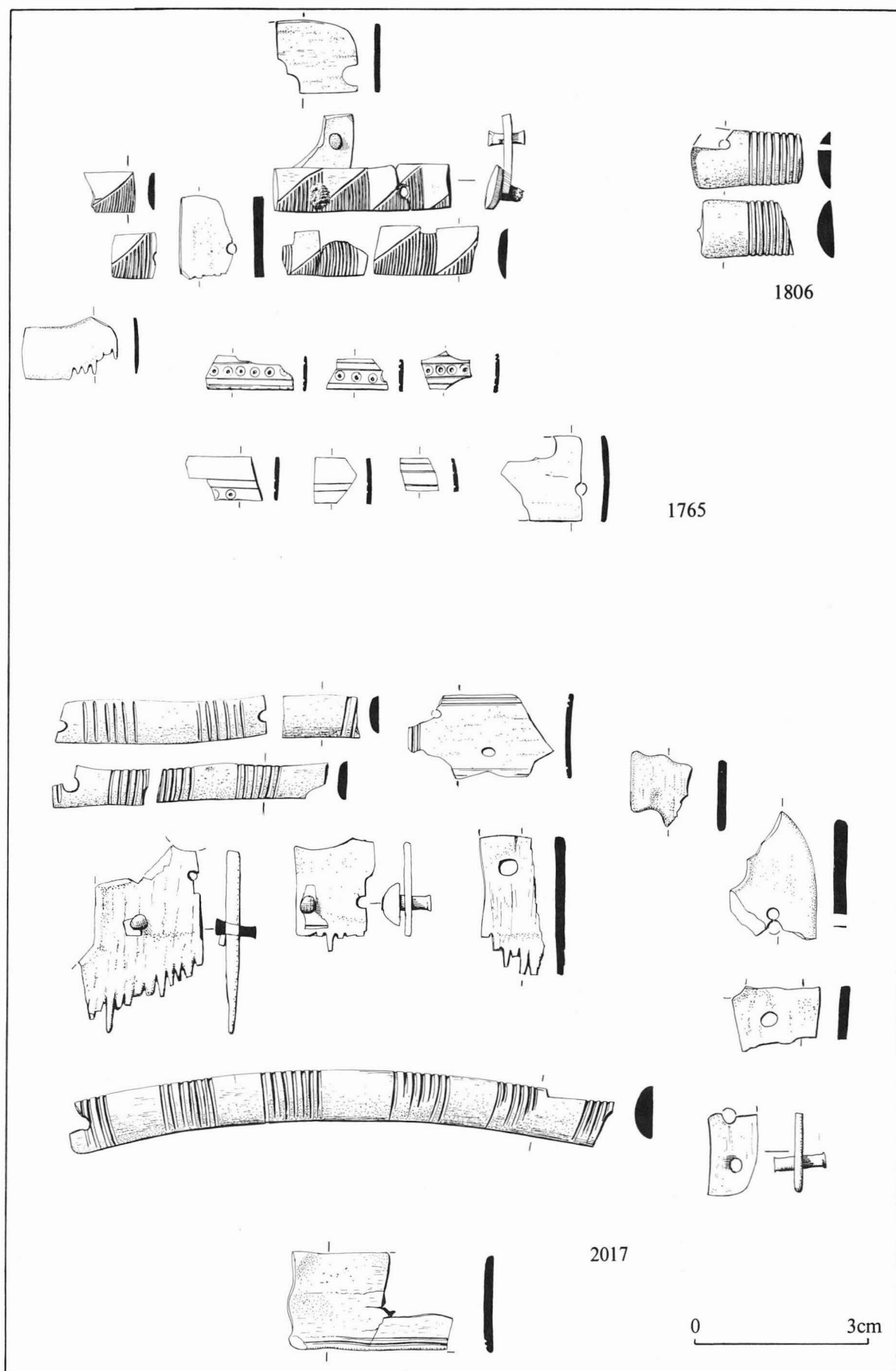


Fig.168. Bone combs, barred. Scale 1:1.

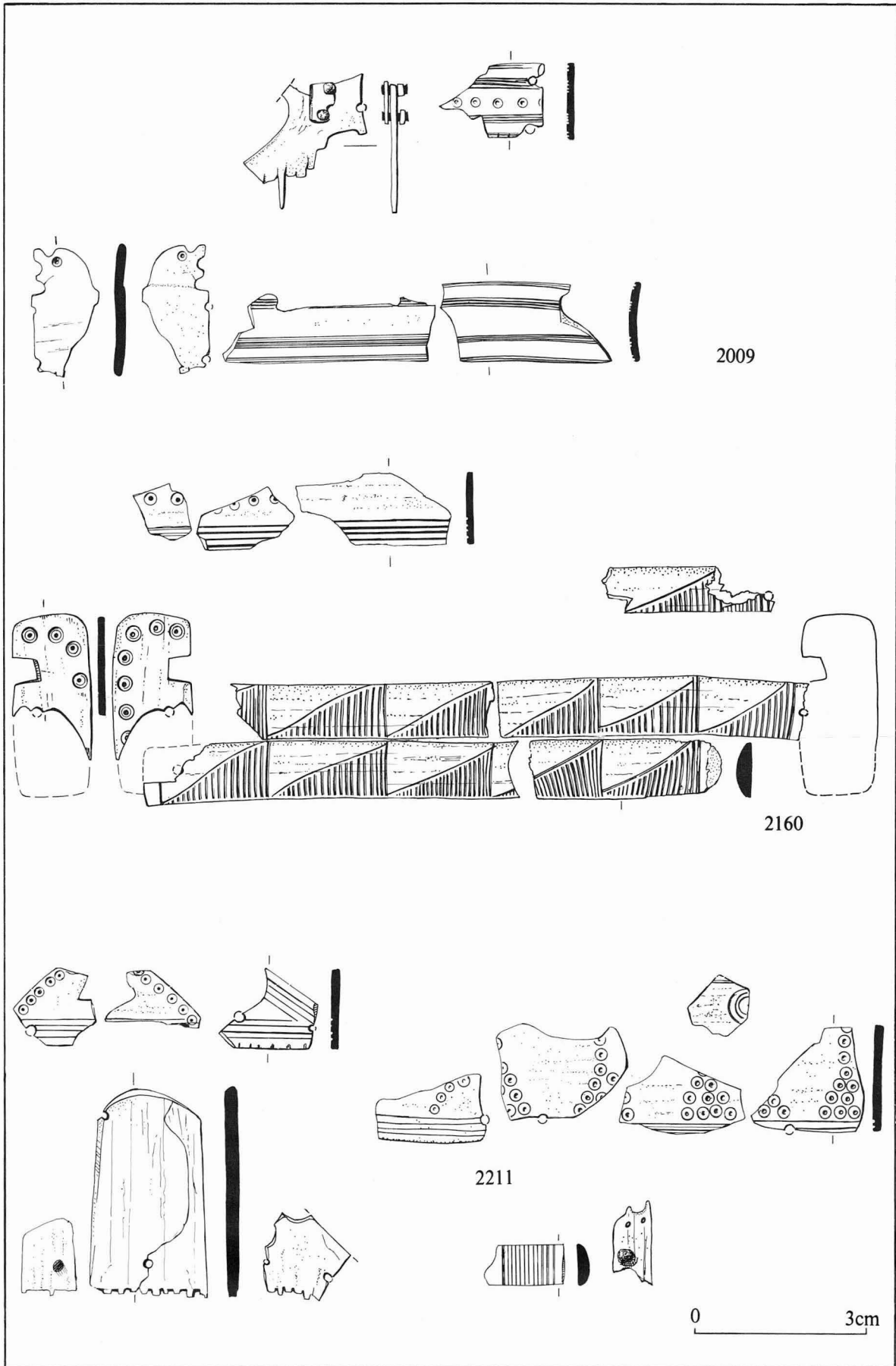


Fig.169. Bone combs. Scale 1:1.

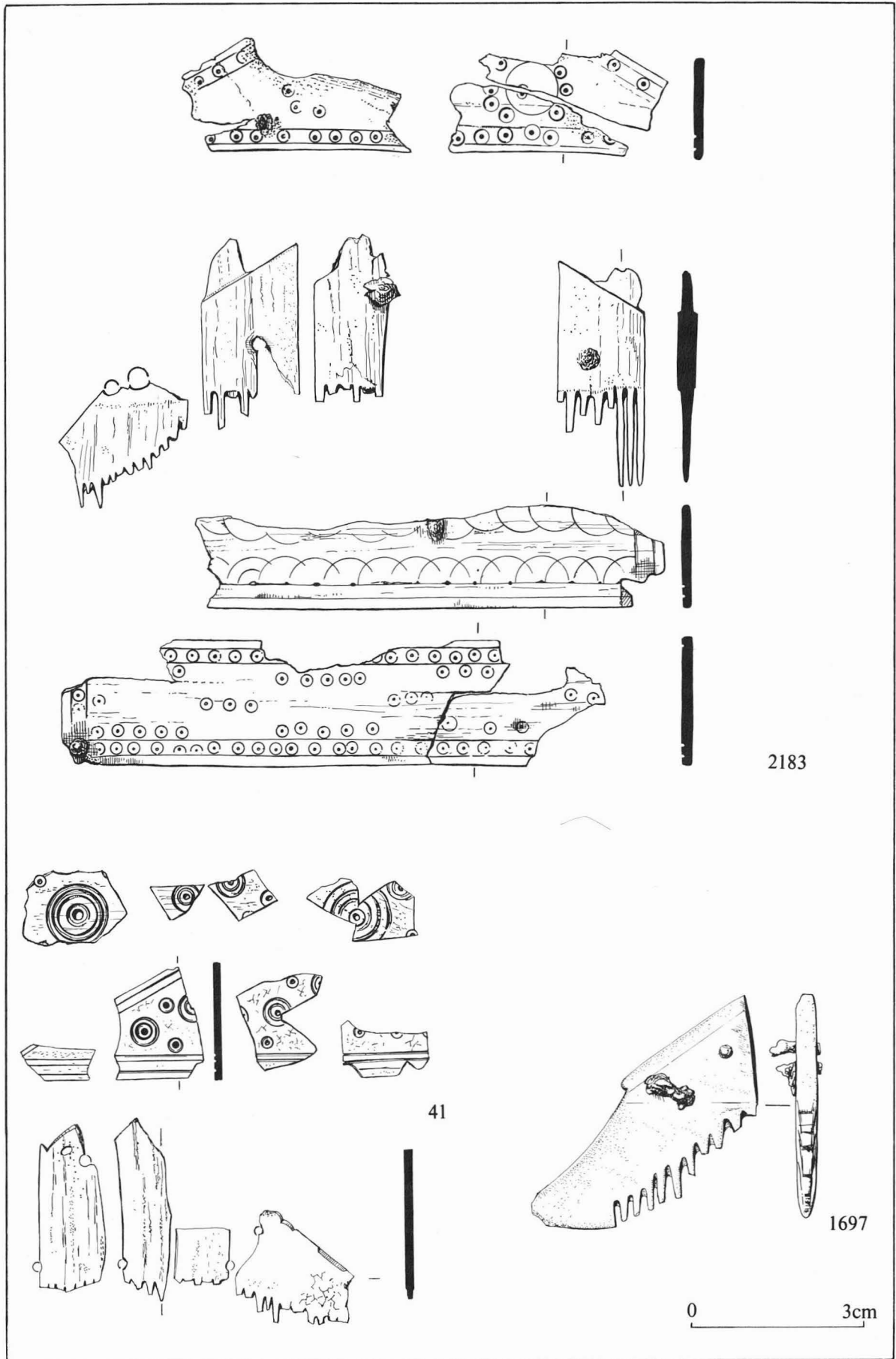


Fig.170. Bone combs. Scale 1:1.

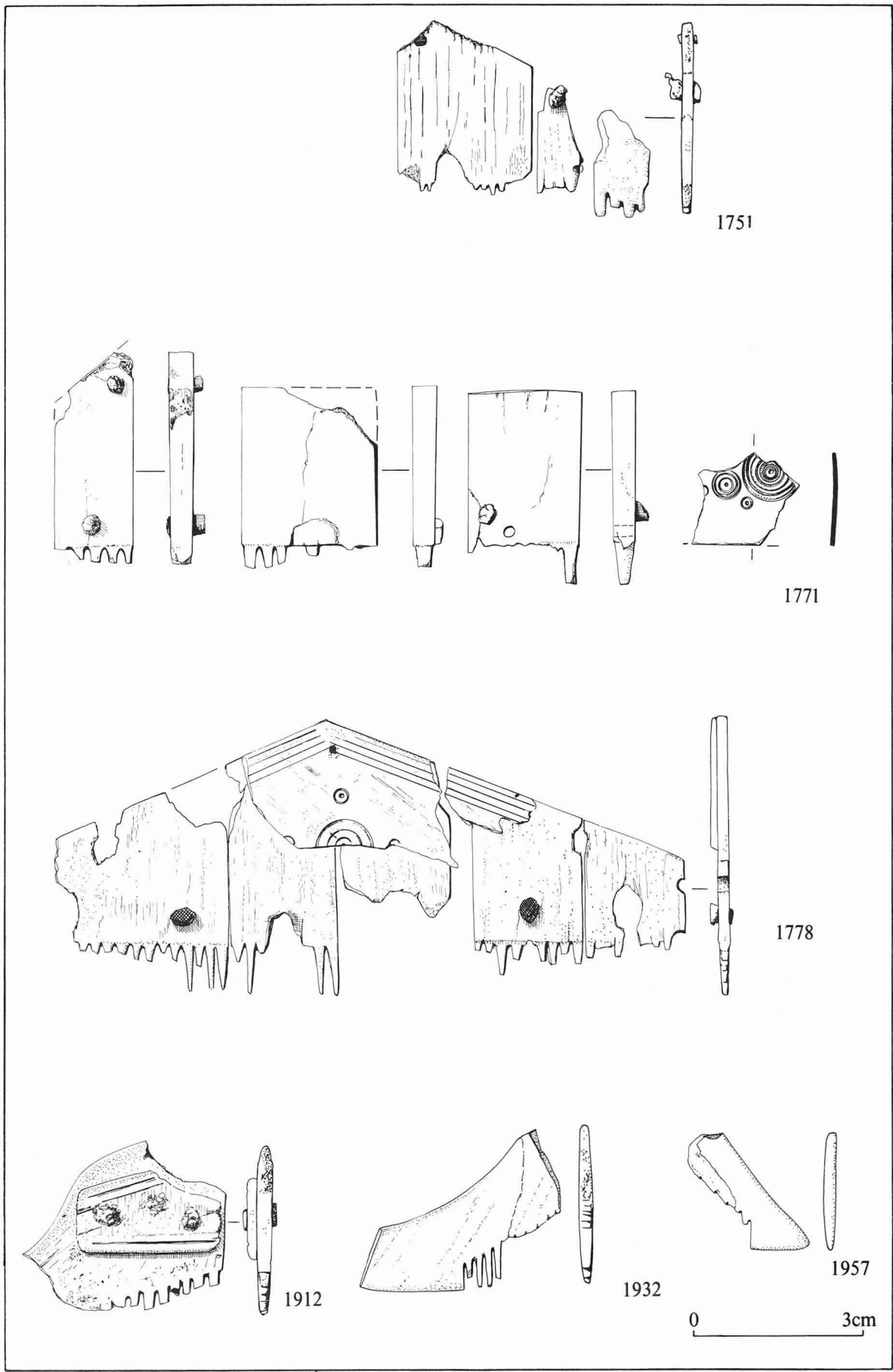


Fig.171. Bone combs. Scale 1:1.

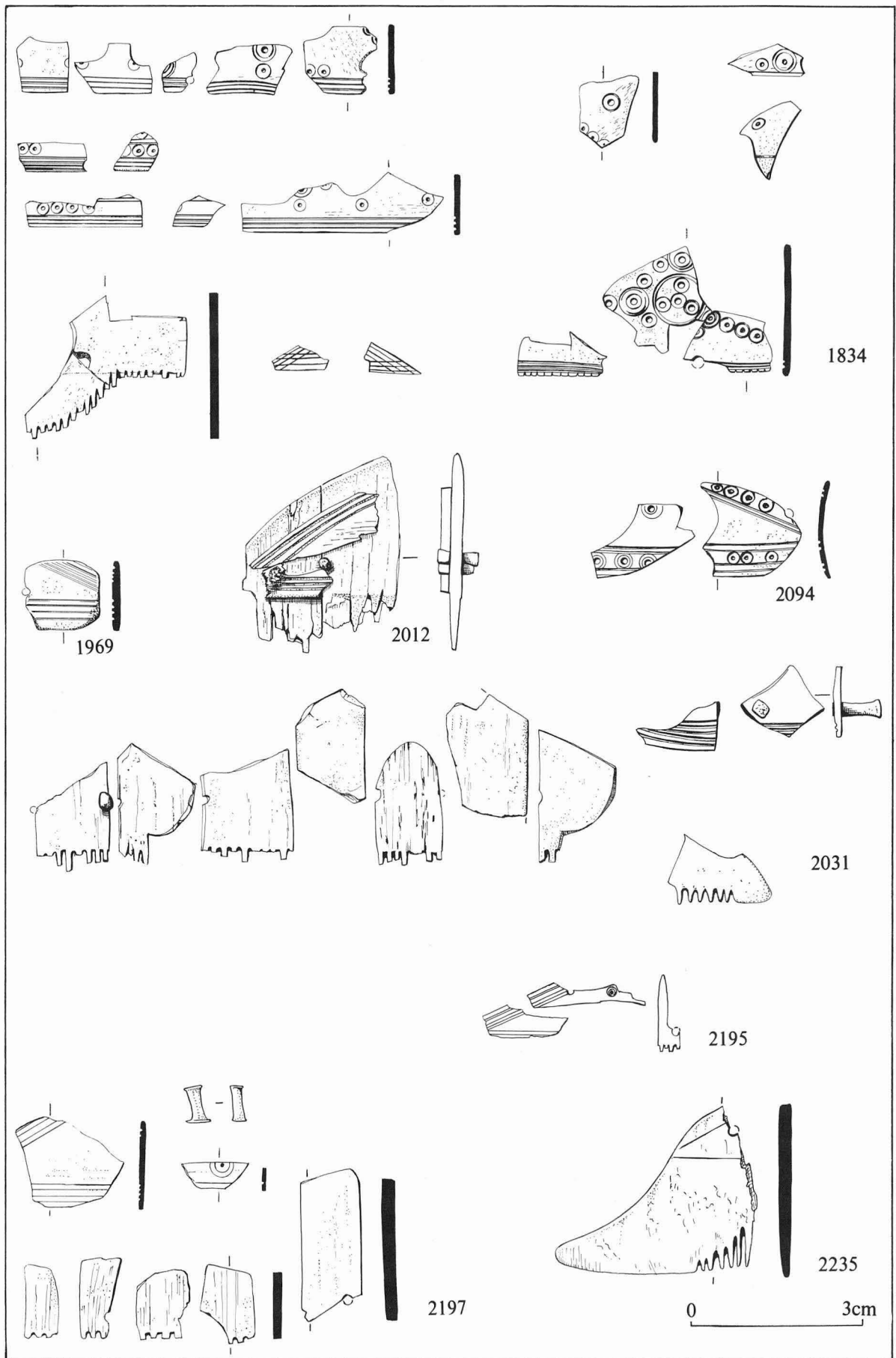


Fig.172. Bone combs. Scale 1:1.



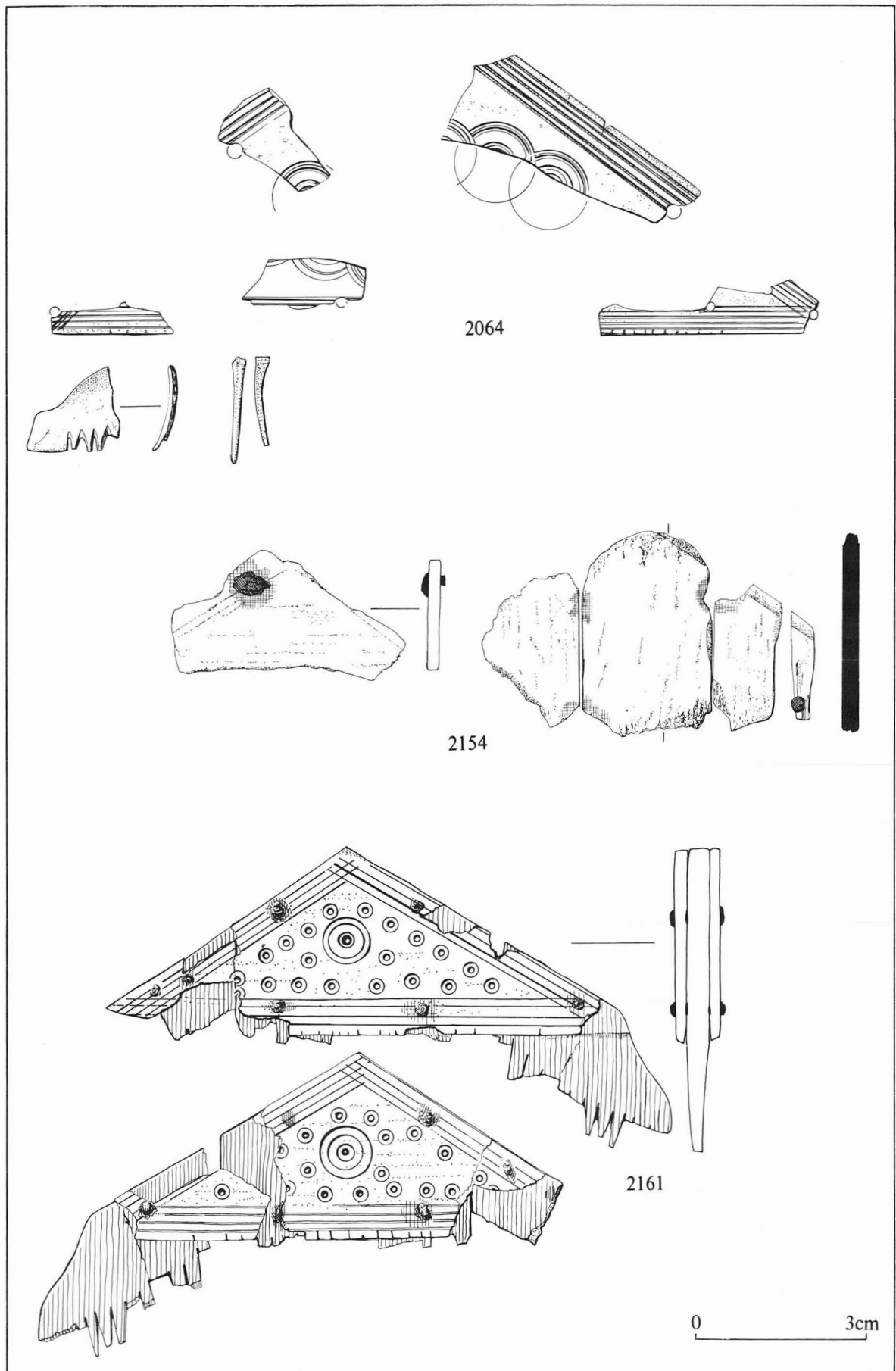


Fig.173. Bone combs. Scale 1:1.

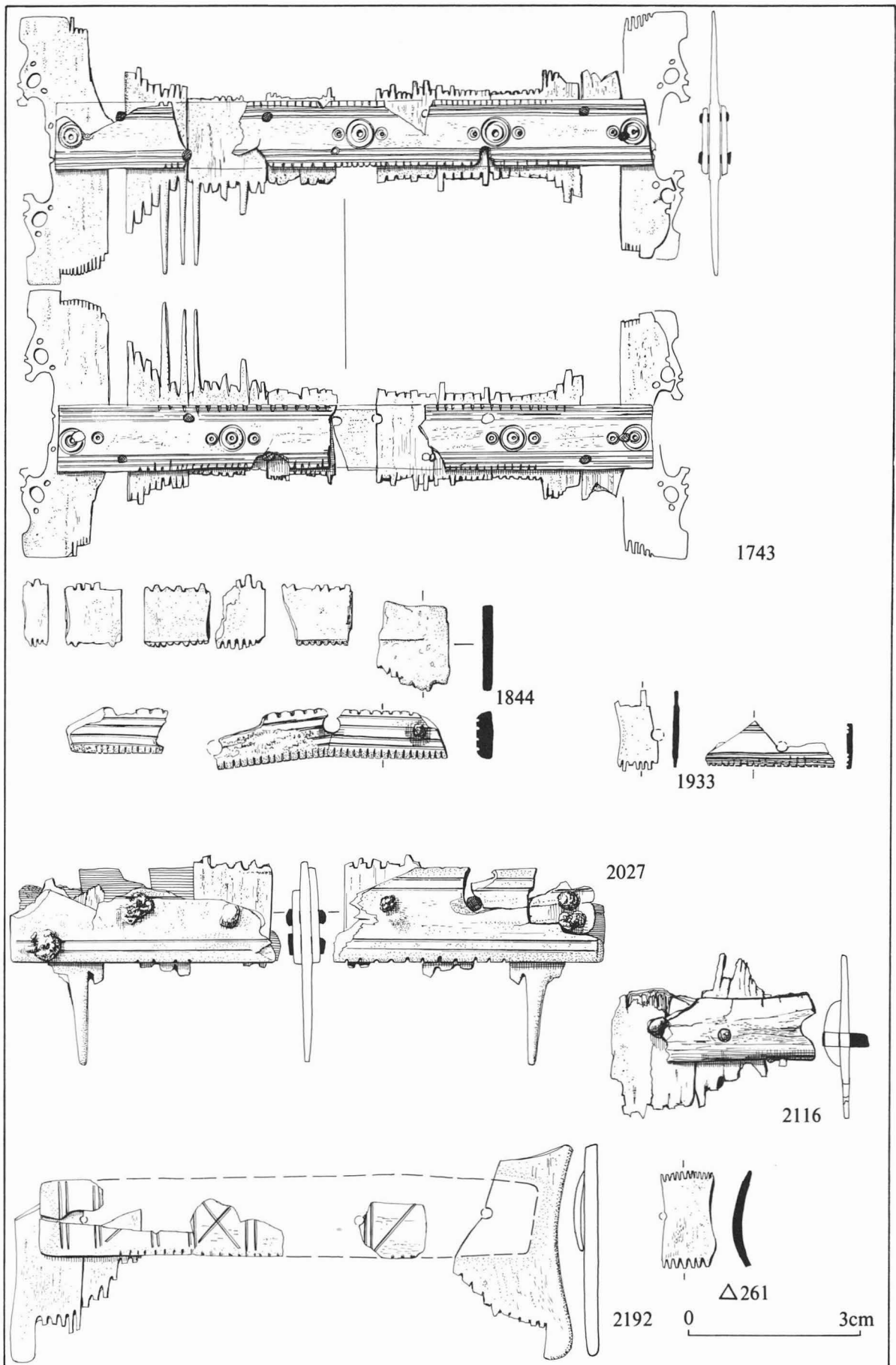


Fig.174. Bone combs. Scale 1:1.

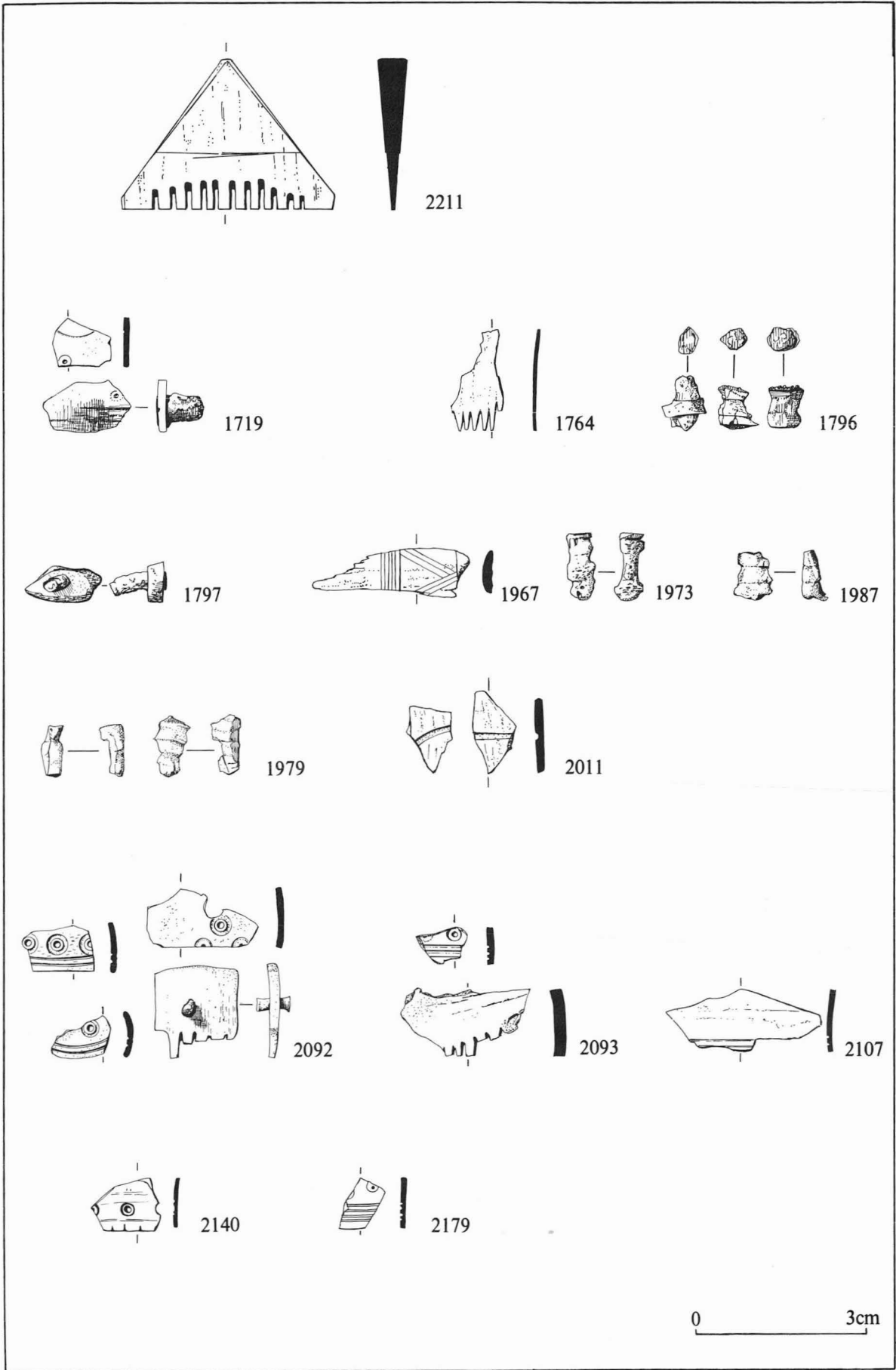


Fig.175. Bone combs. Scale 1:1.

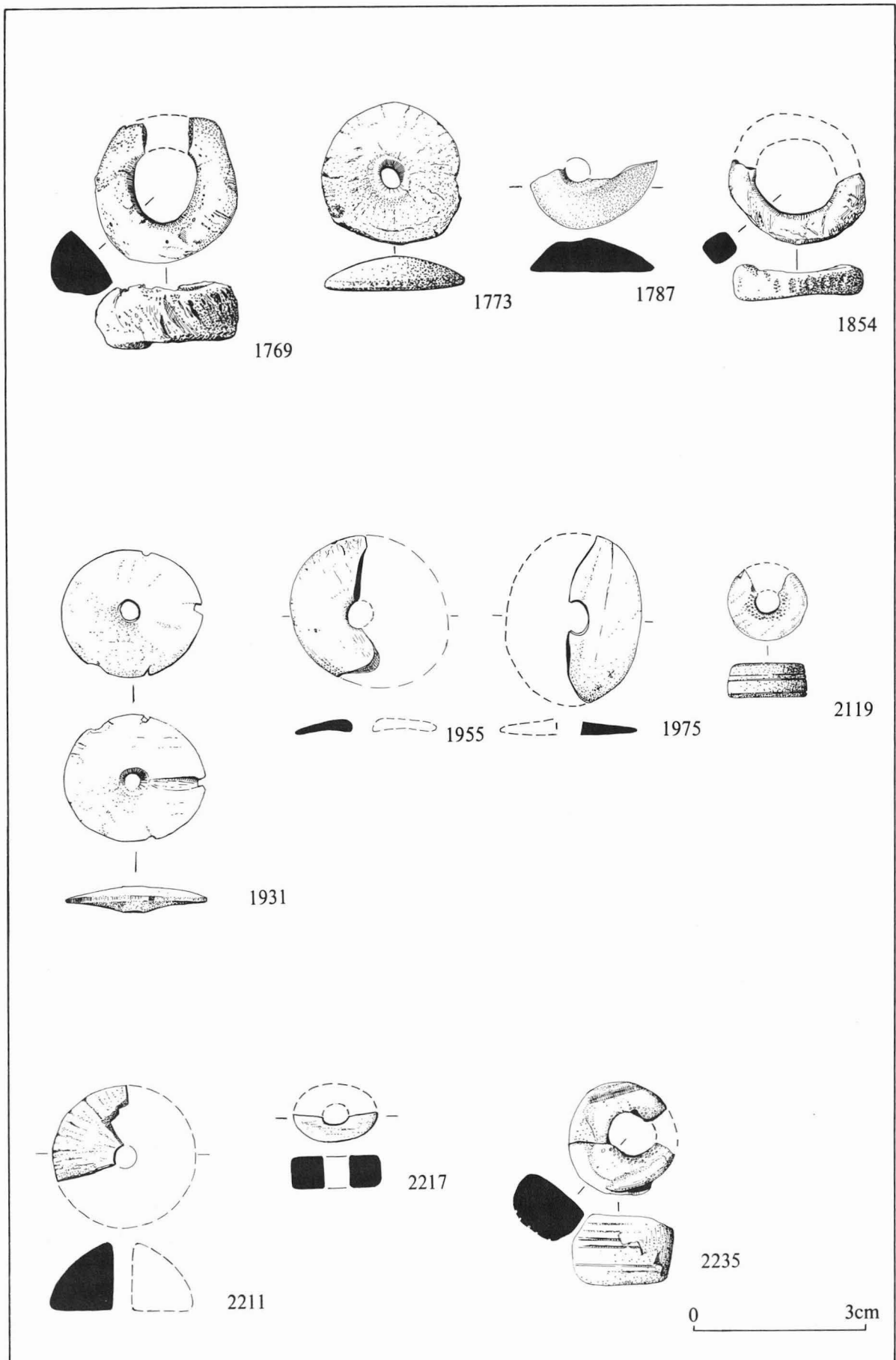


Fig.176. Bone rings, beads and spindle-whorls. Scale 1:1.

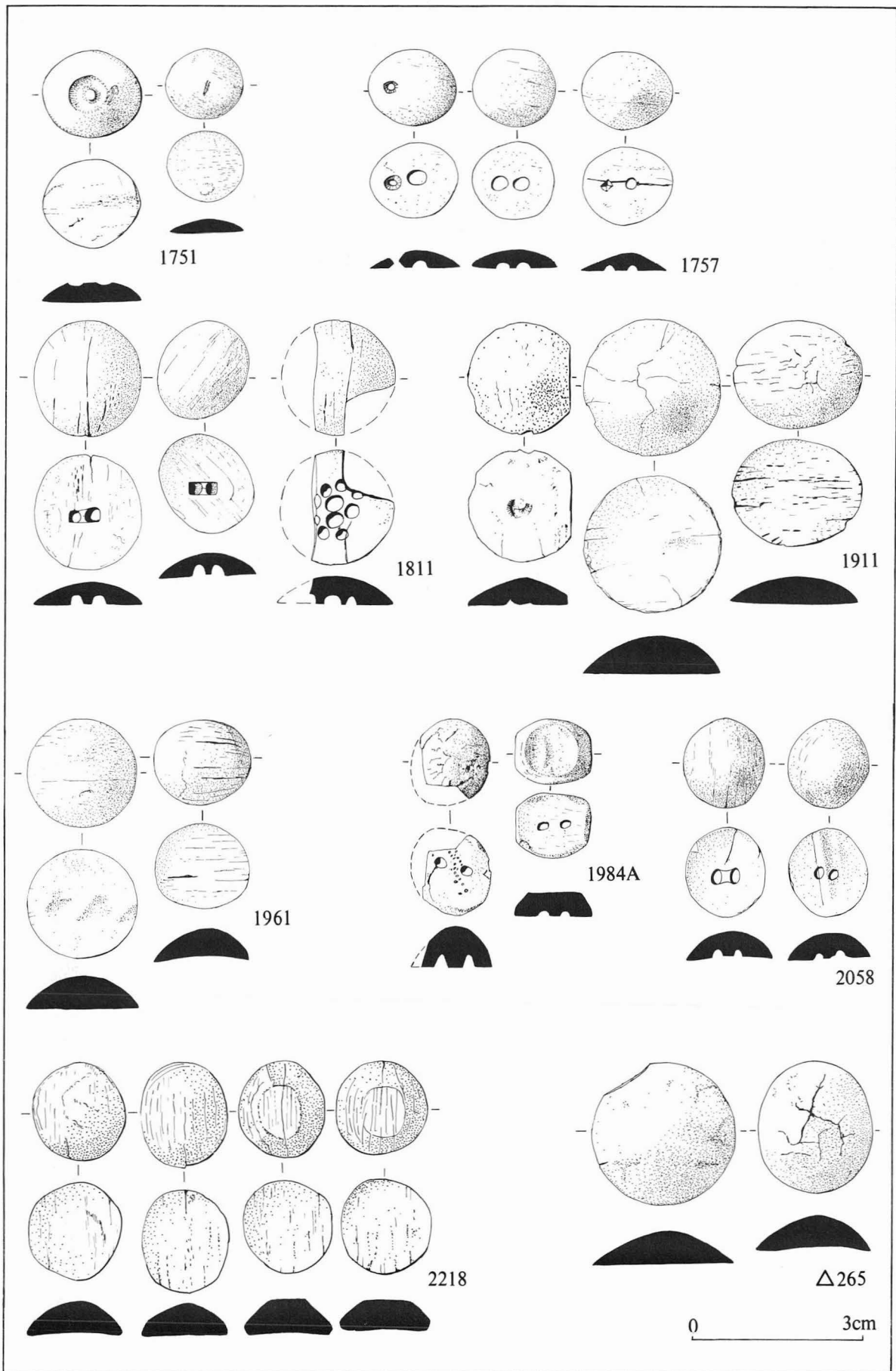


Fig. 177. Bone playing pieces. Scale 1:1.

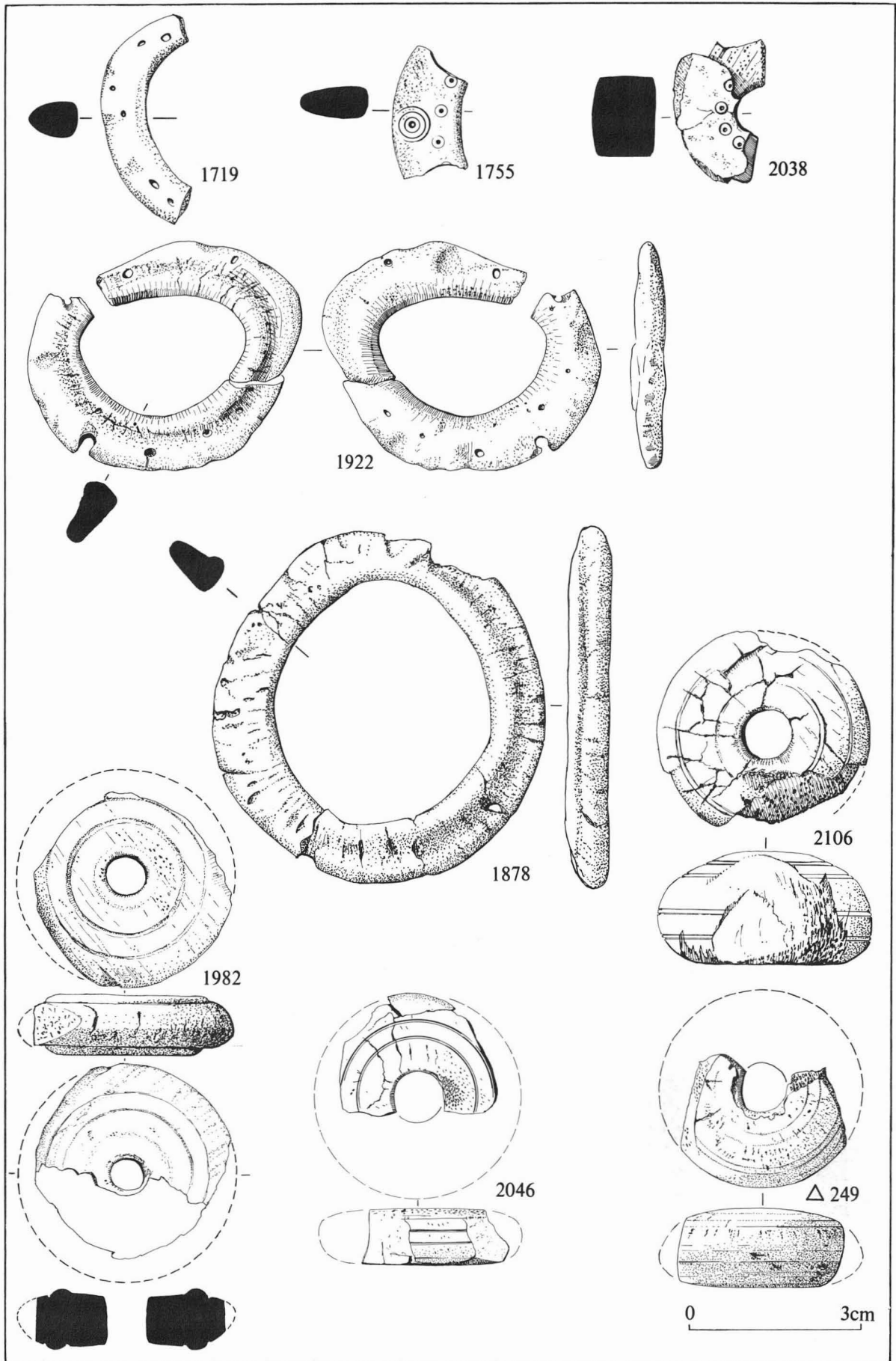


Fig. 178. Antler rings and bone spindle-whorls. Scale 1:1.

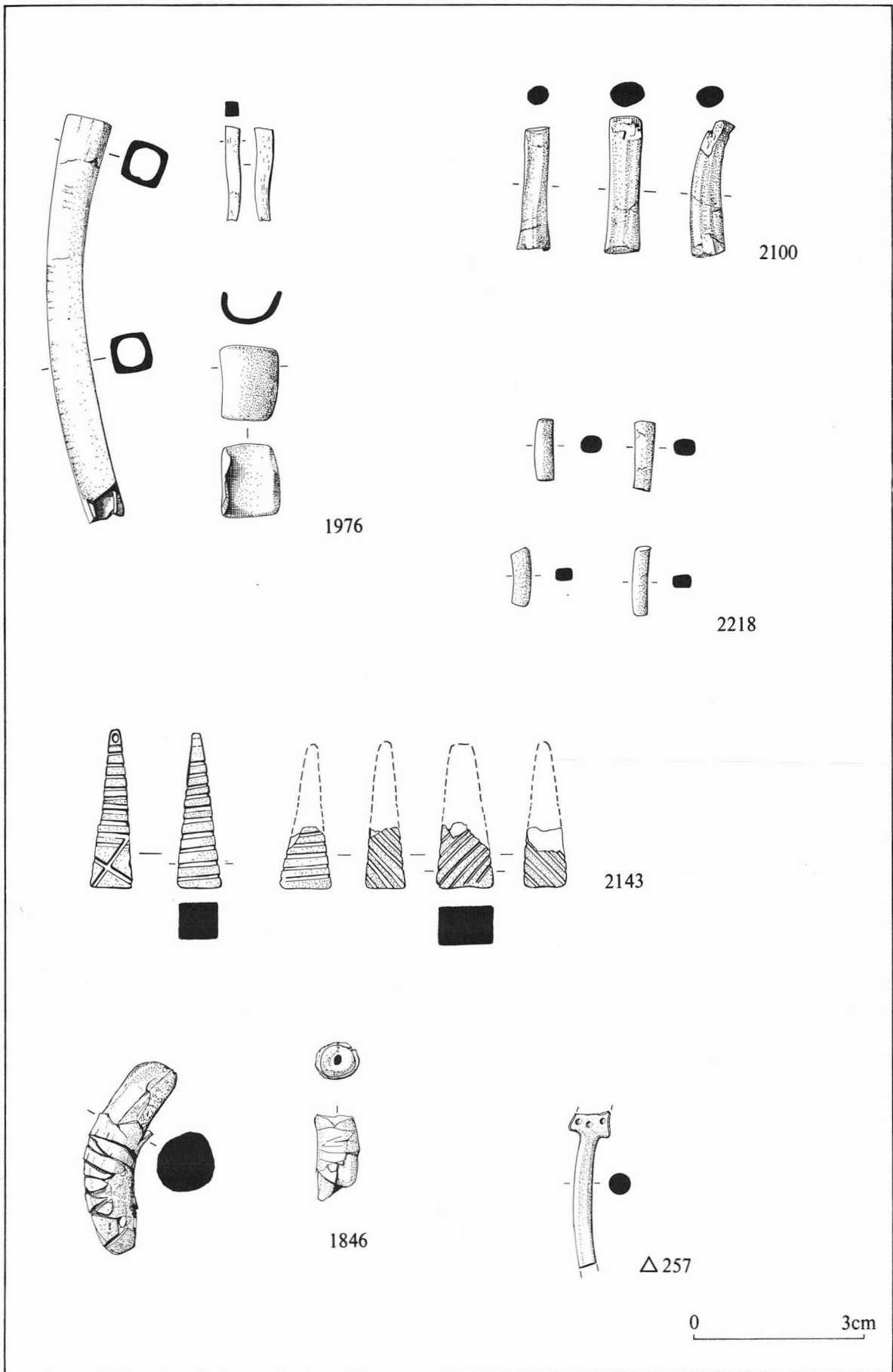


Fig.179. Bone pegs, pendants and needlecase. Scale 1:1.

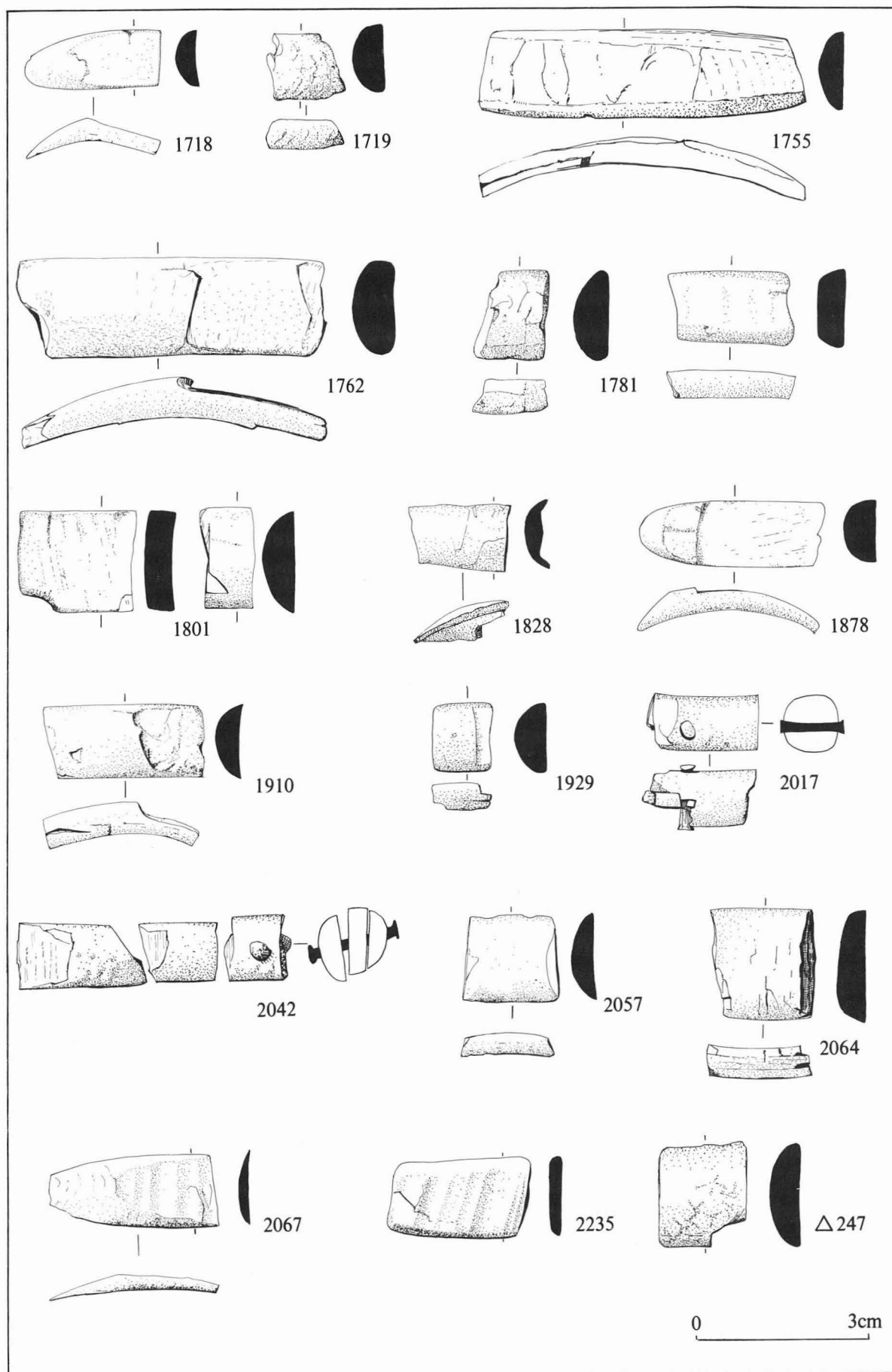


Fig.180. Ivory. Scale 1:1.



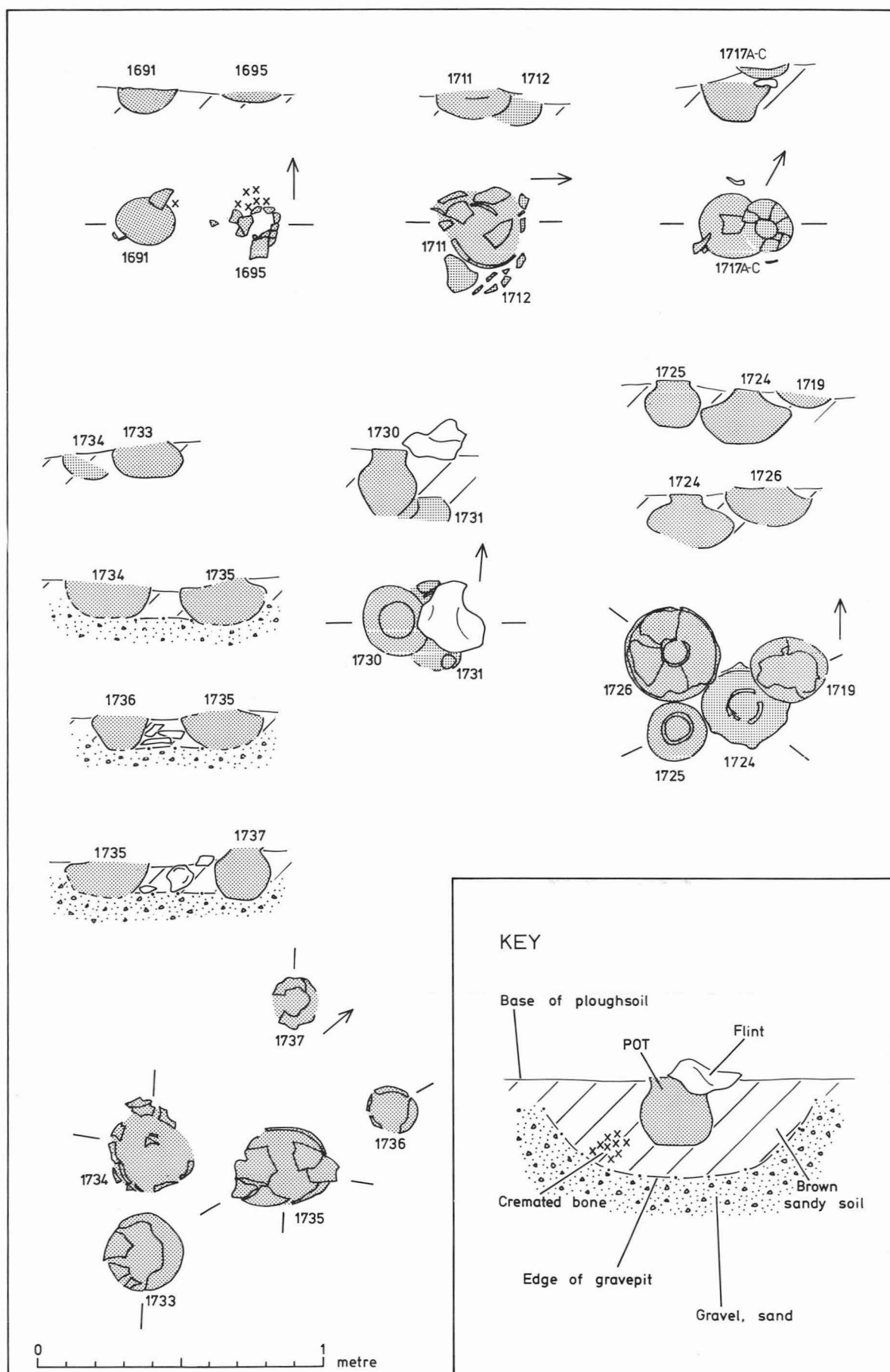


Fig. 181. Sections and plans of cremations associated in the ground. Scale 1:20.

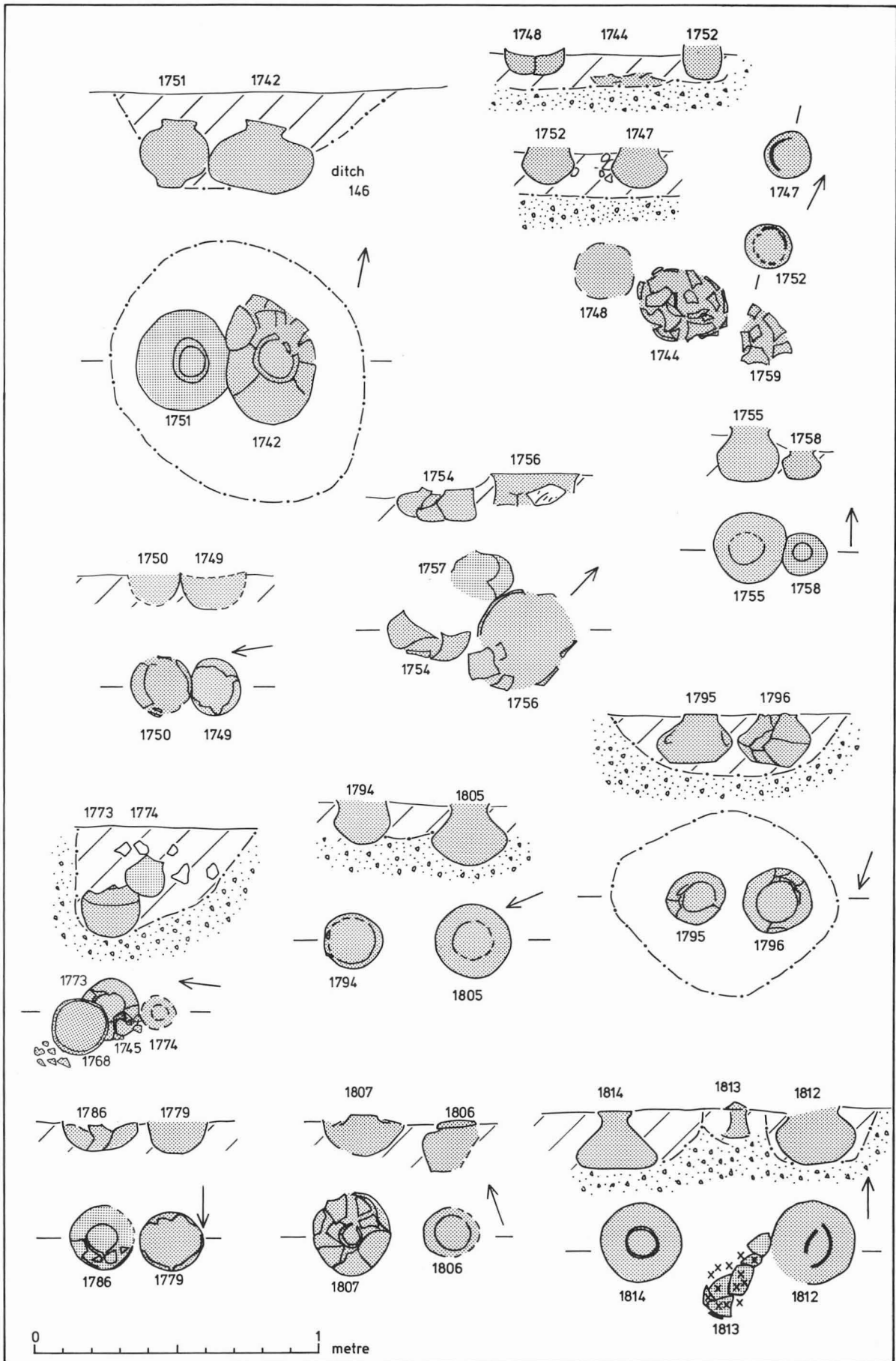


Fig. 182. Sections and plans of cremations associated in the ground. Scale 1:20.

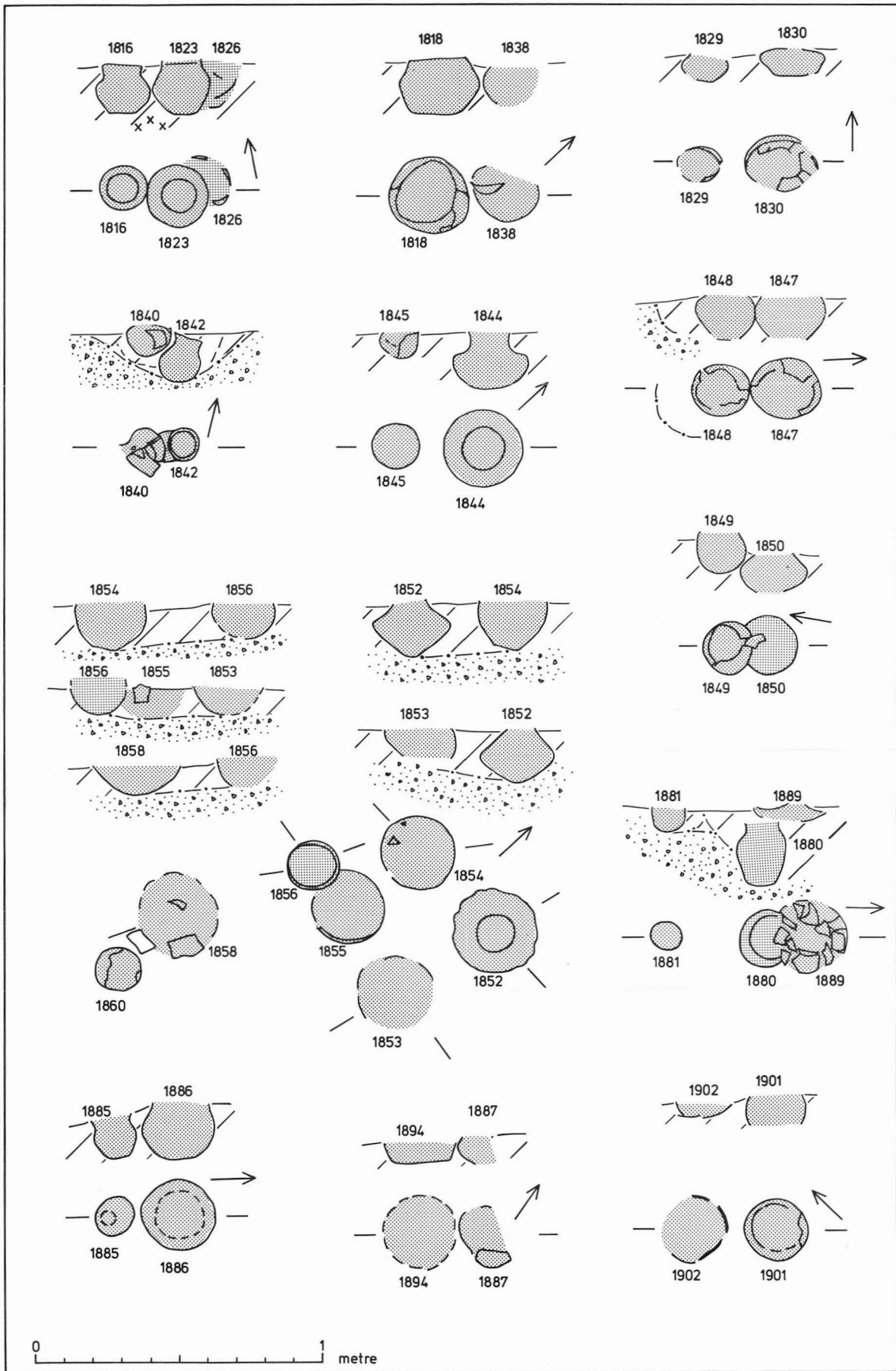


Fig. 183. Sections and plans of cremations associated in the ground. Scale 1:20.

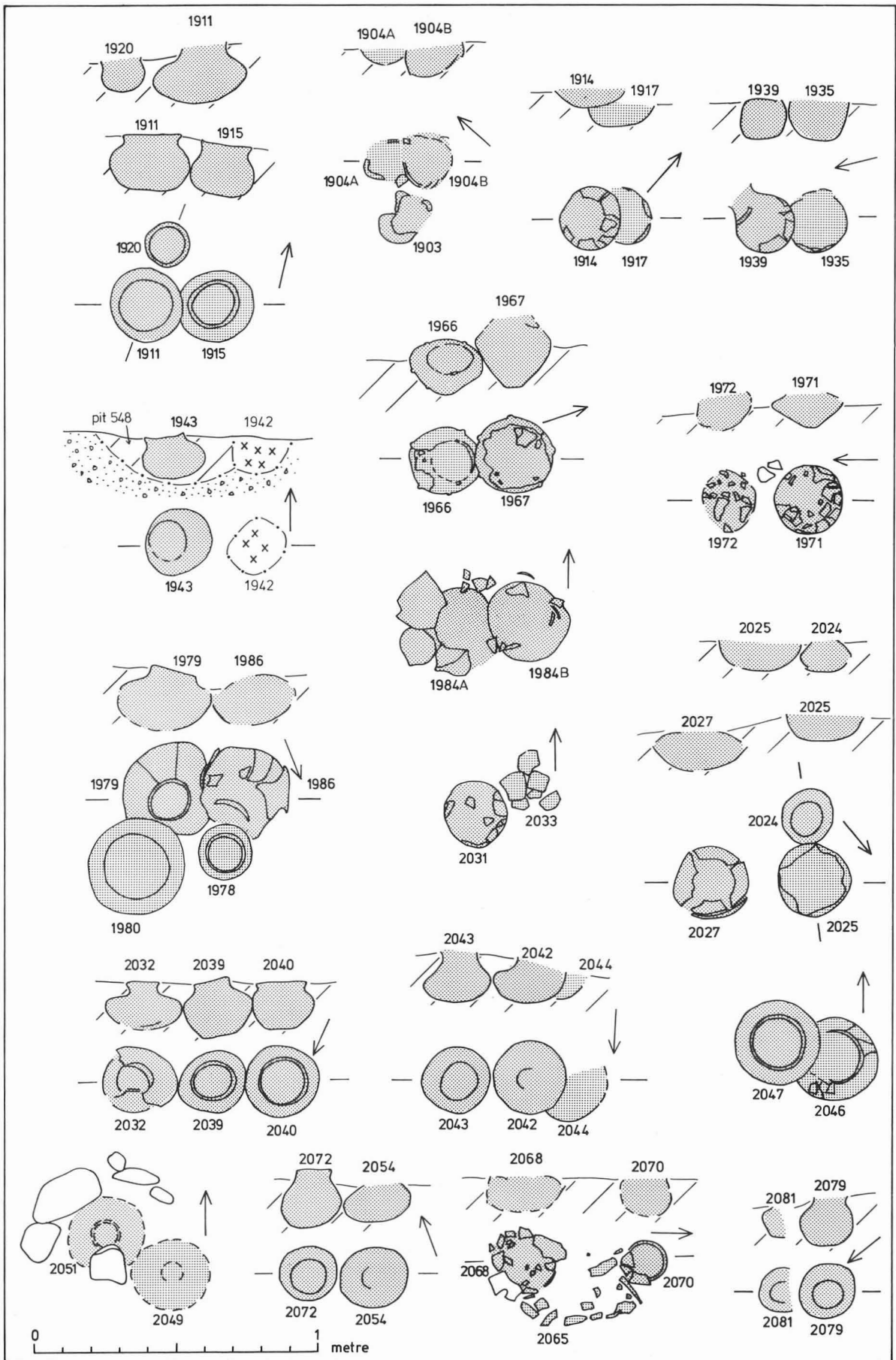


Fig. 184. Sections and plans of cremations associated in the ground. Scale 1:20.

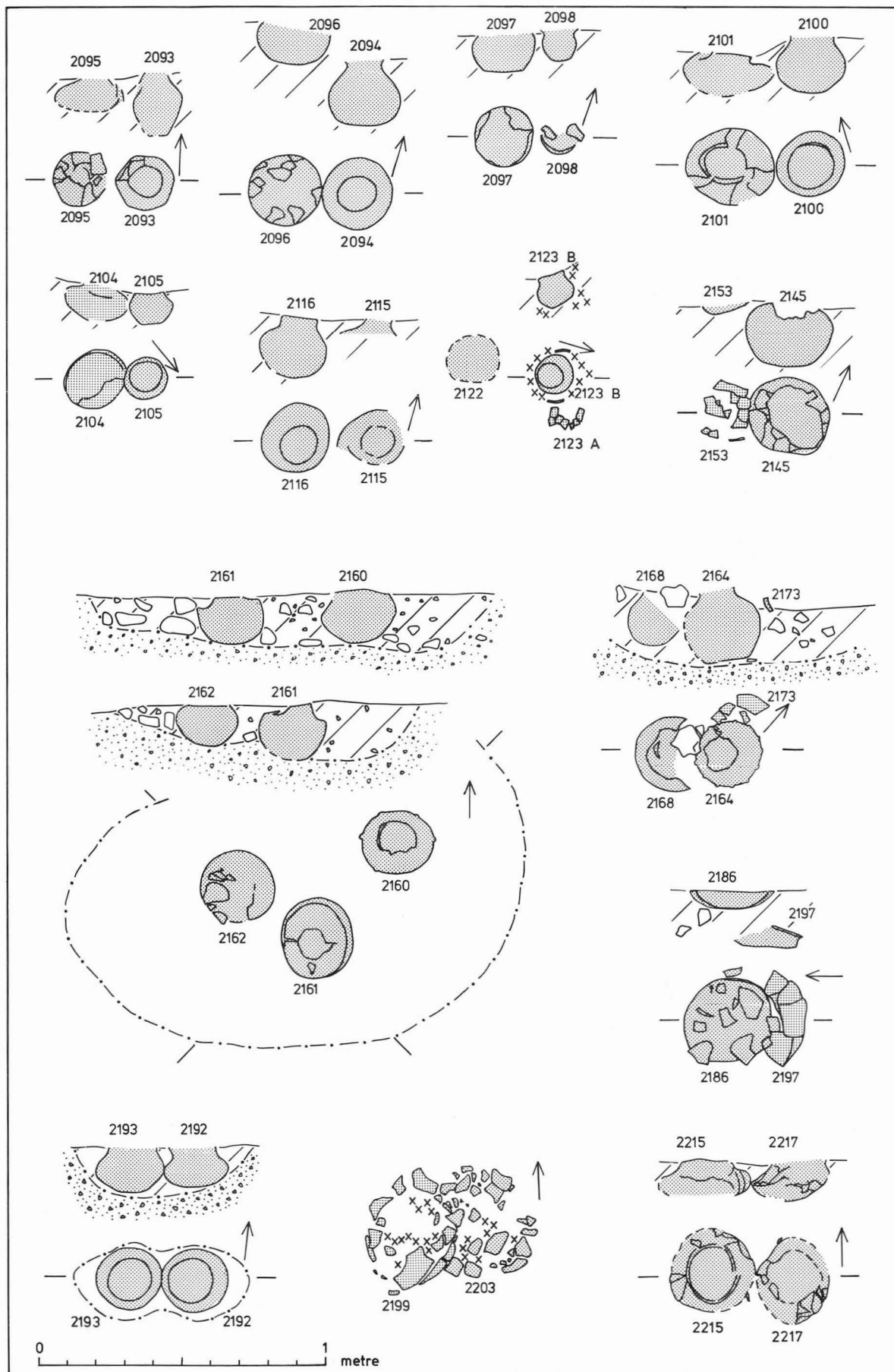


Fig. 185. Sections and plans of cremations associated in the ground. Scale 1:20.

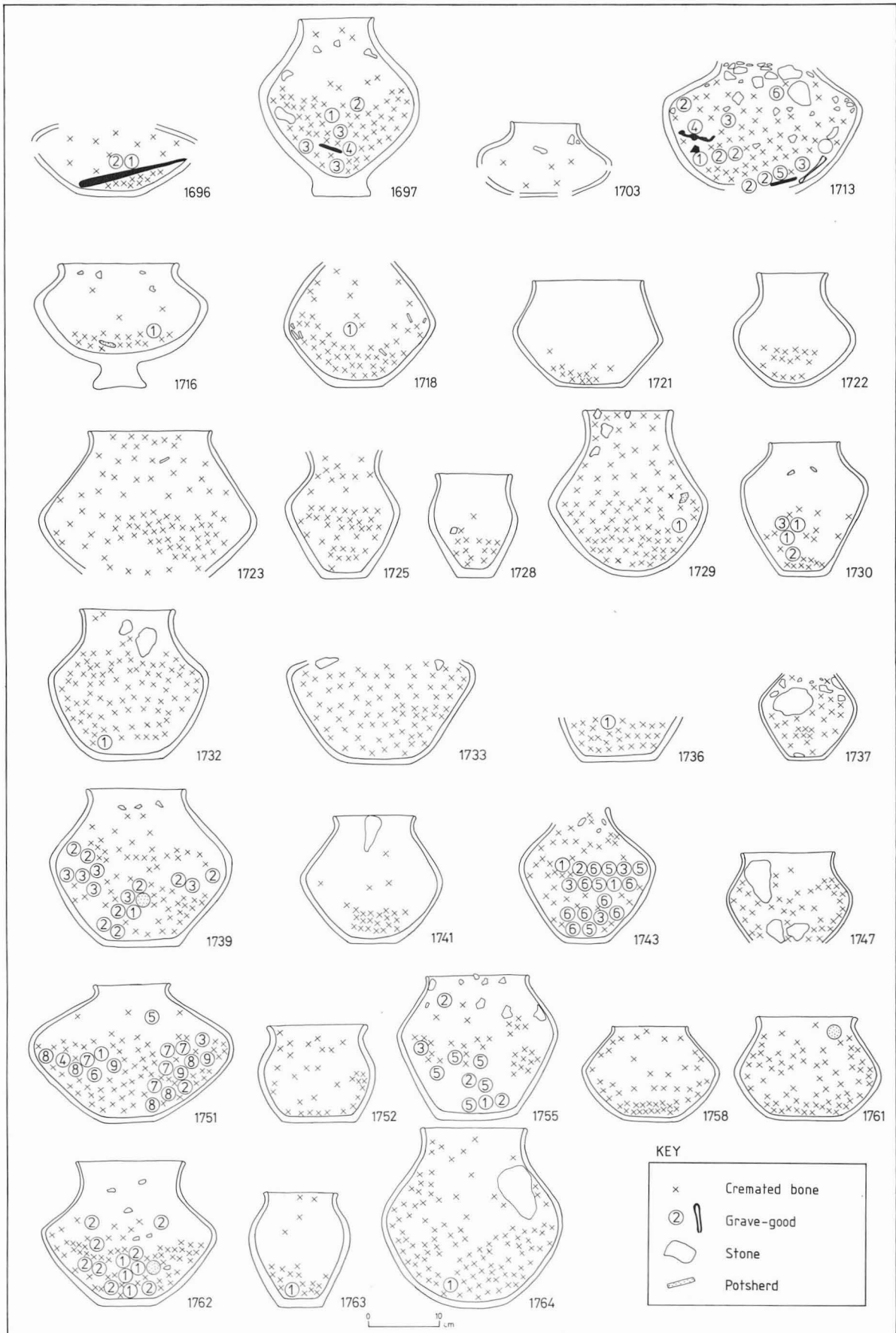


Fig. 186. Internal sections of complete cremations. Scale 1:8.




Fig.187. Internal sections of complete cremations. Scale 1:8.






Fig.188. Internal sections of complete cremations. Scale 1:8.






Fig. 189. Internal sections of complete cremations. Scale 1:8.




Fig.190. Internal sections of complete cremations. Scale 1:8.

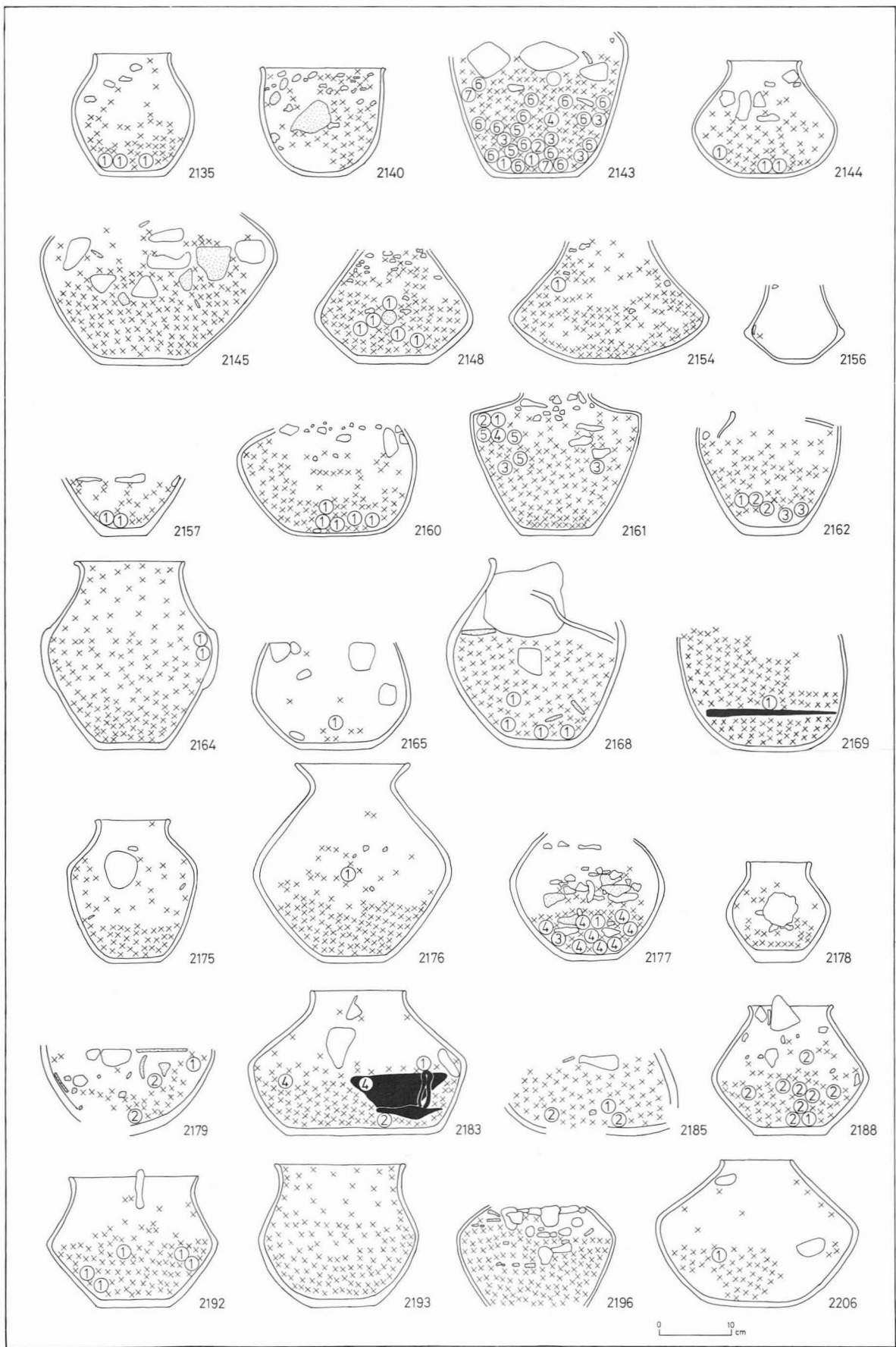


Fig.191. Internal sections of complete cremations. Scale 1:8.

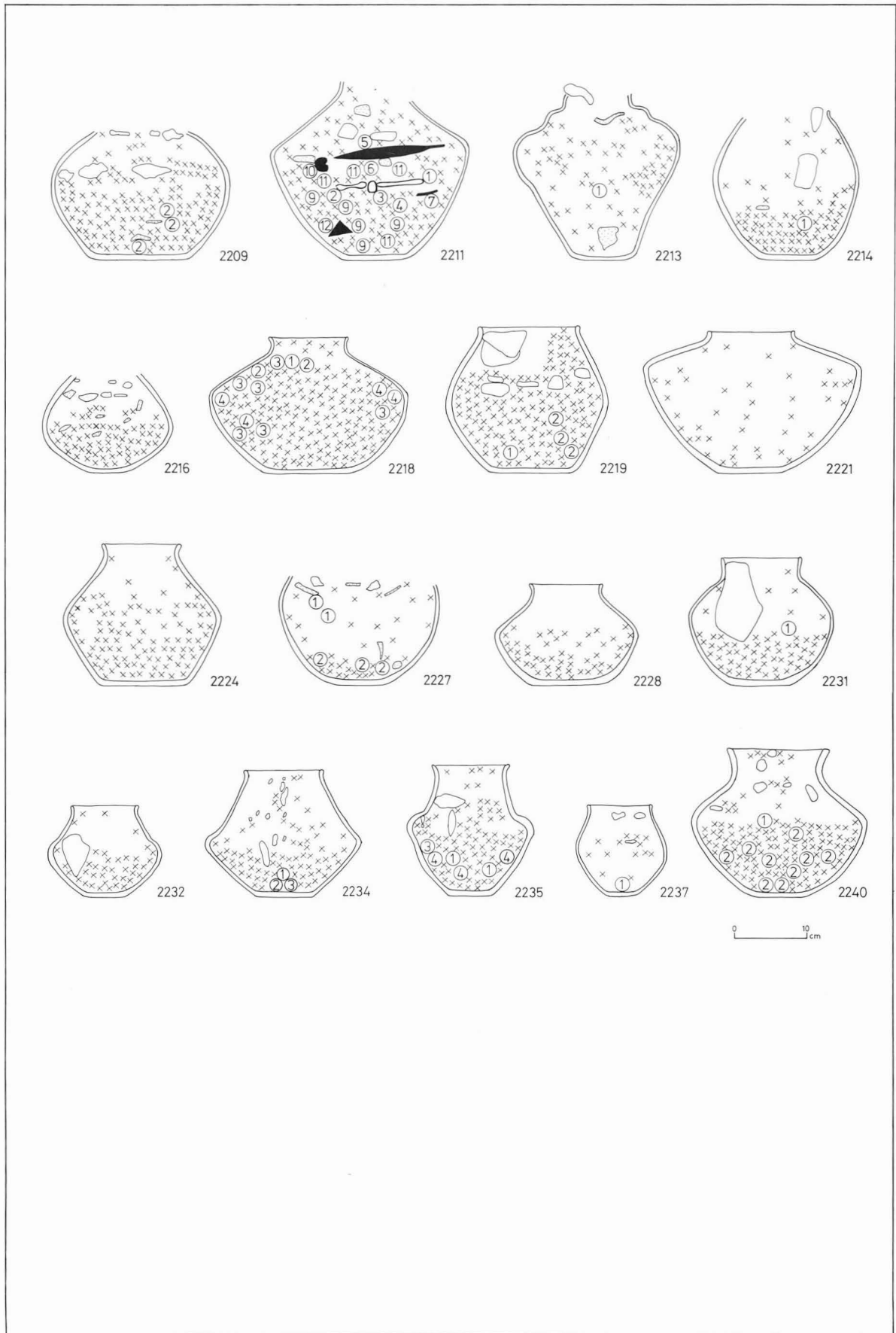


Fig.192. Internal sections of complete cremations. Scale 1:8.

SPONG HILL  
1976-78

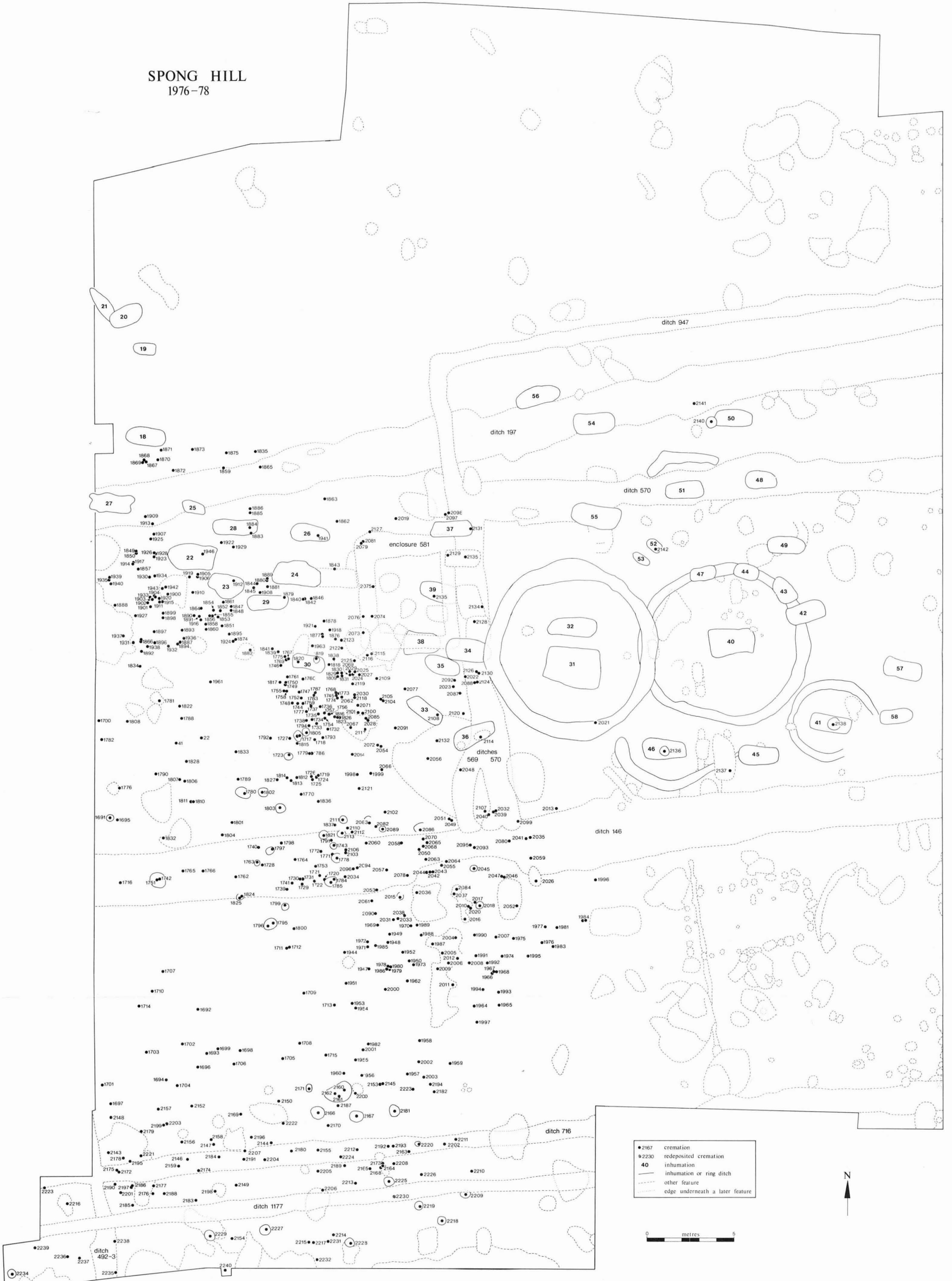


Fig. 193. Plan of cemetery 1976-78 showing numbered cremations, inhumations and ditches. Scale 1:200.

CORRIGENDA TO REPORT NO.6

|         |         |  |
|---------|---------|--|
| Page ix |         | For 'Figs.47-93 Stamped pottery' read 'Figs.47-56 Linear and dot decorated pottery. Figs.57-93 Stamped pottery'.<br>Fig.138 delete 'and flint'.  |
| Page 11 | line 25 | For '(Fig.139)' read '(Fig.140)'.  |
| Page 18 | Table 3 | For '1400' read '1400A'.<br>Delete 'X' against stamp 1h (second row down of tabulation) for 1091.  |
| Page 21 | Table 4 | Stamps from 1265 should be added to Fig.105 page 192.<br>In Stamp Group 9 for '1037' read '1087'.<br>In Stamp Group 14 for '57' read '55'.<br>For Stamp Group '16' read Stamp Group '13'.<br>Unlabelled Table with pots 1174 and 1505 is Stamp Group 16.<br>Add Stamp 'VIIc' (SG16) (illustrated on page 190) to list of Stamps on pot 1505. |
| Page 33 | ref.28  | For 'Galloway 1977' read 'Galloway 1976'.  |
| Page 37 | 34      | Delete 'n.ill' after grave-good 2.   |
|         | 38      | Add to grave-good list '2.Glass beads (n.ill)'.  |
| Page 38 | 48      | Delete 'n.ill' after grave-good 1.   |
|         | 58      | Add after Pot: Plain 'n.ill'. Add to grave-good list '6.Glass beads (n.ill)'.  |
|         | 62      | For 'Under 63' read 'Over 63'.   |
|         | 63      | For 'On top of 62' read 'Under 62'.  |
| Page 40 | 1032    | After stamp ... XI add '2 versions'.   |
|         | 1045    | After IIb add 'n.ill'.   |
|         | 1047    | Insert 'Stamp Group 2' between 'Pot' and 'Stamps'.   |
|         | 1052    | After 'Sherds (n.ill)' add 'Stamped. Stamp: IIIb'.   |
| Page 42 | 1086    | Under 'Stamps' for 'Ig' read 'Ih'.   |
|         | 1095    | Under 'Stamps' for 'Vd' read 'Vc'. Add 'Ic'.   |
| Page 43 | 1106    | Add 'Grave-goods: 1.Iron object (n.ill)'.  |
| Page 45 | 1171    | Under 'Stamps' after 'Ih' add '2 versions'.  |
| Page 48 | 1249    | Add 'Fig.135'.   |
| Page 49 | 1259    | Delete 'Fig.135'.  |
| Page 54 | 1383    | Under 'Stamps' after 'Xb' add '3 versions'.  |
| Page 57 | 1469    | Grave-good 3 delete 'bent into loop, part of knife handle'. Add these words to the description of grave-good 6.  |
| Page 59 | 1505    | Between 'Pot' and 'Stamps' insert 'Stamp Group 16'; add 'VIIc' to list of stamps.  |
| Page 62 | 1583    | Delete 'Stamp Group 17'.   |
|         | 1585    | Delete whole entry and substitute 'sherds' (sherds of Stamp Group 12 belong to 1632).  |
|         | 1601    | After 'Stamp XII' add '2 versions' (republished in Vol.II Fig.110); delete 'VIIc'.   |
| Page 63 | 1621    | After 'IIc' add '2 versions'.  |
|         | 1622    | For 'IVd' read 'IVf'   |
| Page 65 | 1663    | Delete 'bronze frag' (renumber grave-goods 2 and 3 '1 and 2').   |
|         | 1665    | Under grave-good 3 add 'translucent' to 'blue melon bead' (on Fig.127 it has no colour code shade).  |
| Page 66 | 1677    | After 'Xb' add '3 versions' and for 'Ih' read 'Ik'.  |
|         | 1689    | Add stamp 'VIc'.   |

A number of unillustrated grave-goods and three pots are not suffixed by (n.ill). They are: 23/1, 58 (pot), 62 (pot), 1046/4, 1057/2, 1097/2, 1098/2, 1099/2, 1112/1, 1118/1, 1134/1, 1138/2, 1140/3, 1142/1, 1151/3, 1152/1, 1168/5, 1184 (pot), 1188/3, 1192/1, 1199/2, 1211/2, 1214/4, 5, 1214/4, 5, 1224/3, 1236/1, 1244/8, 1247/1,



1249/1, 3, 1250/1, 1271/5, 6, 1272/1, 1281/2, 1312/1, 1312/2, 1320/3, 1334/2, 1341/3, 1349/1, 1359/1, 1449/2, 1465/3, 1471/4, 1473/3, 1485/1, 2, 1488/3, 1490/2, 1500/1, 1545/3, 5, 1564/2, 1641/1, 1647/3, 1665/2, 1674/2, 1676/1, 1679/2, 1683/1, 1684/1.

|          |         |   |
|----------|---------|---|
| Page 68  | 28      | Delete 'x' under Ae.Frag.   |
|          | 38      | Add 'x' under Glass beads.  |
| Page 69  | 58      | Add 'x' under Glass beads.  |
| Page 72  | 1106    | Add 'x' under Fe.Frag.  |
| Page 75  | 1184    | Delete 'x' under Fe.Razor. Add 'x' under Single blade.  |
| Page 75  | 1188    | Add 'x' under Fe.Frag.  |
| Page 76  | 1244    | For 'keys' read 'key'.  |
| Page 78  | 1288    | Add 'x' under Brooch.   |
| Page 79  | 1348    | Delete 'x' under Crystal.   |
| Page 84  | 1505    | Delete 'x' under Worked flint. Add 'x' under Glass beads.   |
| Page 86  | 1545    | Delete 'x' under Fe.Ring. Add 'x' under Fe.Frag.  |
| Page 89  | 1663    | Delete 'x' under Ae.Frag.   |
|          | 1664    | Add 'Bone needle case' under Other column.  |
| Page 111 | Fig.24  | Add to 38 grave-good outline '●'.   |
| Page 159 | Fig.72  | Delete 'Stamp Group 17' in caption.   |
| Page 166 | Fig.79  | Grave-good outlines next to pot 63 belong to pot 62 (Fig.109, page 196).  |
| Page 184 | Fig.97  | Circles for unillustrated glass should be blacked in.   |
| Page 185 | Fig.98  | Ia. 1329 missing. For '33' read 'S.G.14'. Delete '1632' stamp (this belongs to S.G.12).   |
| Page 188 | Fig.101 | IVc. For '1047' read 'S.G.2'.   |
| Page 189 | Fig.102 | Vd. For '1047' read 'S.G.2'. VIa. For 'S.G.16' read '1583 and 1621'. VIb. For '1596' read 'S.G.13'. VIIa. For '1505' read 'S.G.16'.   |
| Page 190 | Fig.103 | VIIId. For '1035' read 'S.G.11'.  |
| Page 193 | Fig.106 | For '1531' read '1581'. 1583 is missing (stamps IIIc, VIa, Vc, VIIa). 1621 is missing (stamps Ia, IIc, IVd, VIa).   |
| Page 197 | Fig.110 | For 'scale 1:3' read '1:1'.   |
| Page 203 | Fig.116 | Add 'and earscoop' to caption.  |
| Page 215 | Fig.128 | Add 'and reconstructions of glass vessels c. 1:2'.  |
| Page 222 | Fig.135 | For '1259' read '1249'.   |
| Page 225 | Fig.138 | Delete 'worked flint' in caption.   |
| Pages    | Figs.   | All scales should be 50 cms, not 1 m, and in captions for '1:40'  |
| 226-230  | 139-143 | read '1:20'.  |
| Page 226 | Fig.139 | Correct north point for urns 1017-19 which points south.<br>Correct north point for urns 1028-29 which points north-east.<br>Unlabelled urn in group 1088-1130, between 1086 and 1091, should be labelled '1087'.   |
| Page 227 | Fig.140 | Correct north point for urns 1178-1179 which points west.<br>Urn 1248-1251-1250-1252. For '1264' read '1249'.<br>Plan of urns 1254, 1275. Crosses to south represent bone from un-urned cremation 1416, crosses to north represent bone from un-urned cremation 1278.   |
| Page 228 | Fig.141 | Urn 1317, 1318, 1281, 1301, 1329 - unlabelled urn to west is '1284'.<br>Correct north point for urns 1274, 1295 which points east.<br>Correct north point for urns 1290-1292 which points south.<br>Correct north point for urns 1323, 1324, 1325, 1332 which points north-west.<br>Correct north point for urns 1337, 1341, 1338, 1342, 1343 which points south. |
| Page 229 | Fig.142 | For '1357' read '1351'.   |

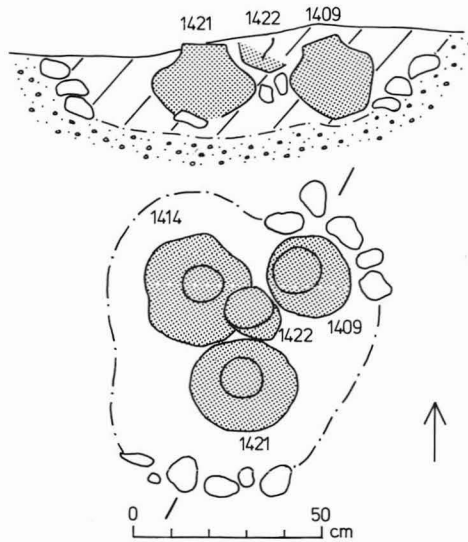


Fig.194. New drawing of urn group 1409, 1414, 1421, 1422. (Fig.142)

- Page 229 Fig.142 1405, 1410. Urn 1370 should be illustrated directly above 1405.  
 Correct north point for urns 1465, 1464 which points north-east.
- Plate IX A should read 'C1002 FA24'.  
 B should read 'ILLINGTON 151 VV7A'.  
 C should read 'C1293 QB11'.  
 D should read 'C1287 EY10'.  
 E should read 'C1085 QB13'.  
 F should read 'C1403 ET6'.
- Fig.156 Urns 1172, 1435, 1491, 1493, 1541, 1573, 1580, 1602, 1622, 1669, 1690 are missing from plan.  
 In group 1266, 1302, 1362, urn 1515 should read '1315'.  
 For '1010' read '1013'; for '1011' read '1012'; for '1012' read '1011'; for '1013' read '1010'.

Further study and conservation of a number of objects have enabled several drawings to be revised. They appear on the following figures and bear their Volume I figure number for reference.



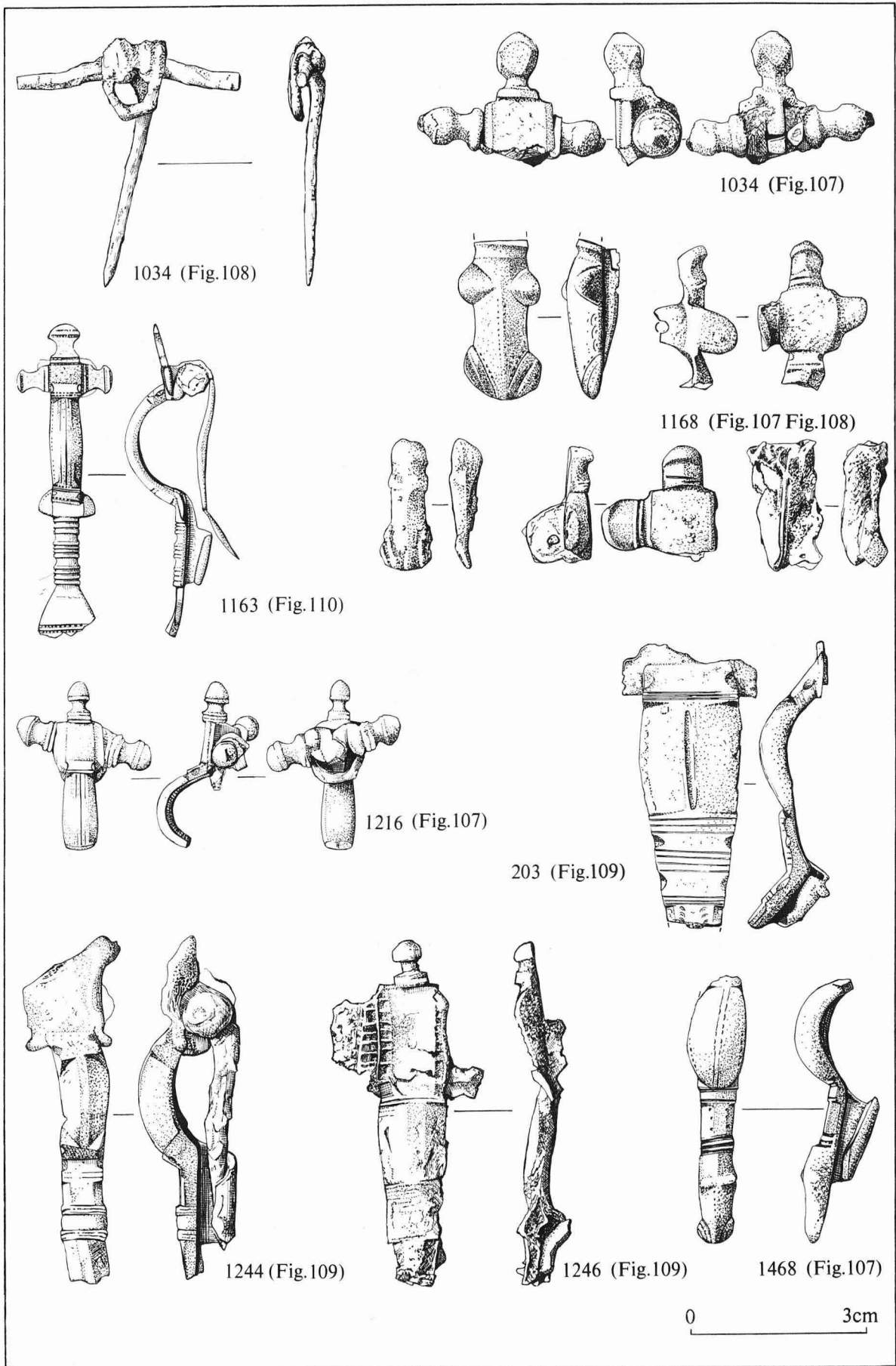


Fig.195. Brooches. Scale 1:1.

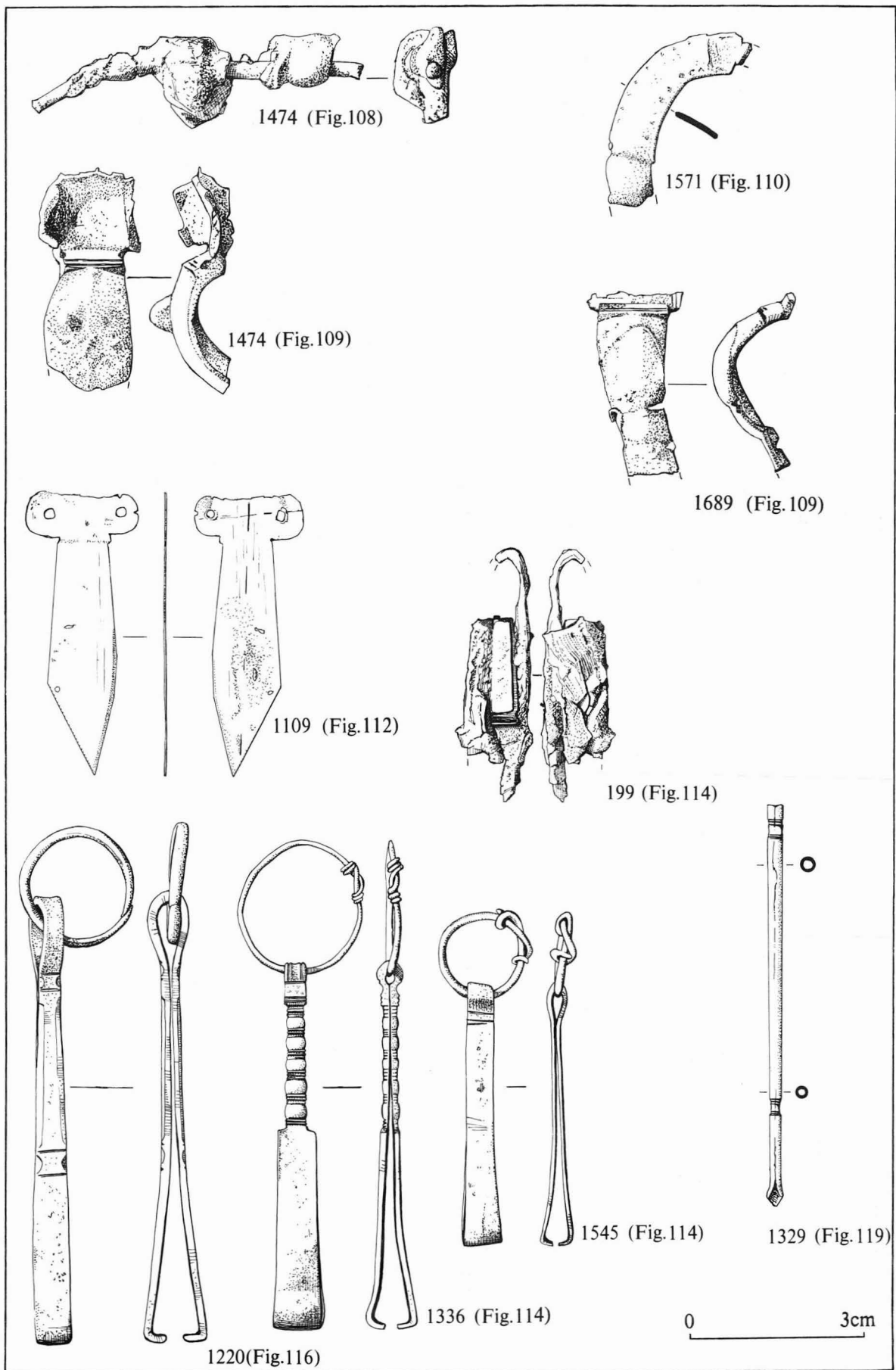


Fig.196. Brooches and toilet sets. Scale 1:1.

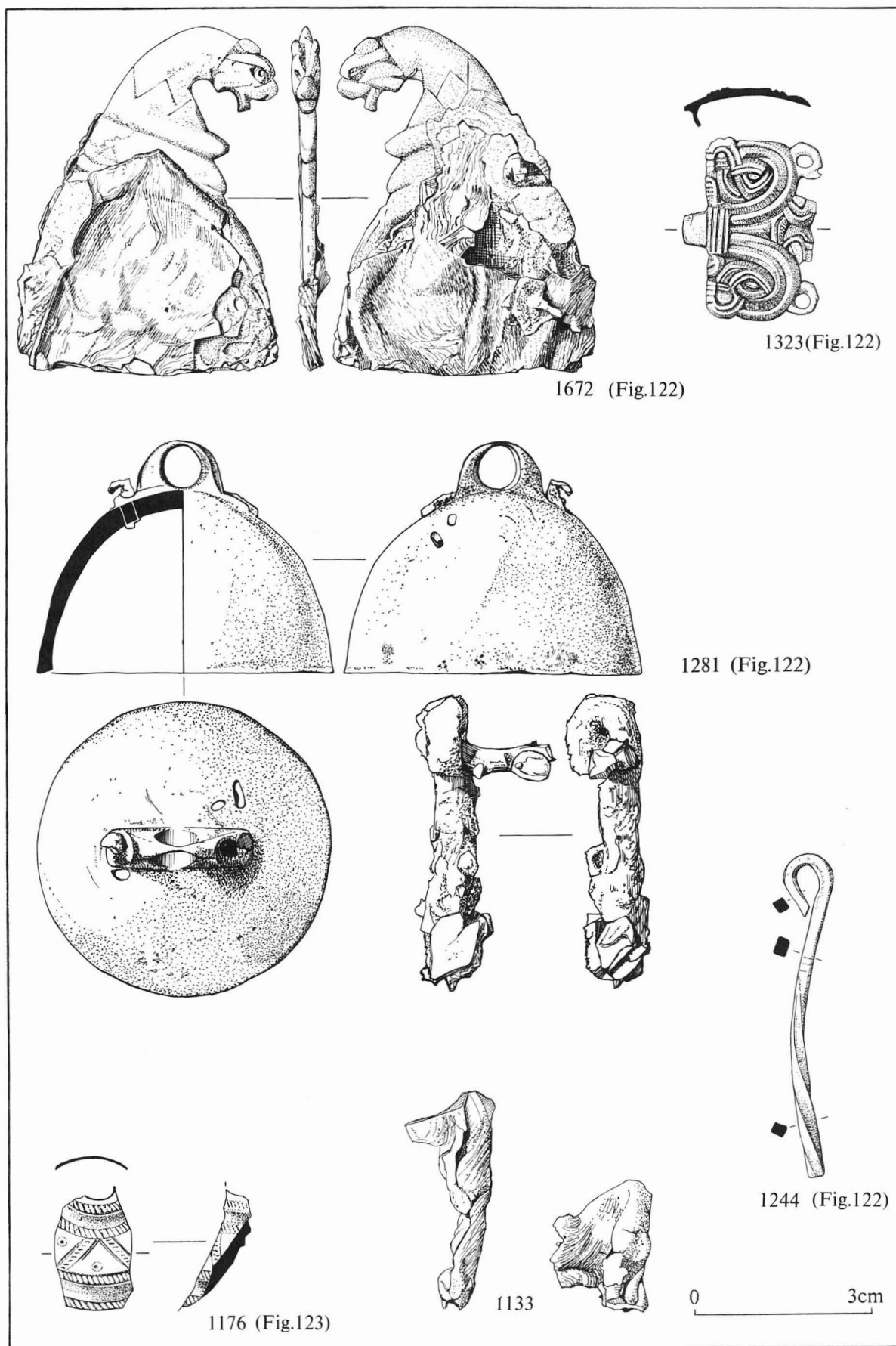
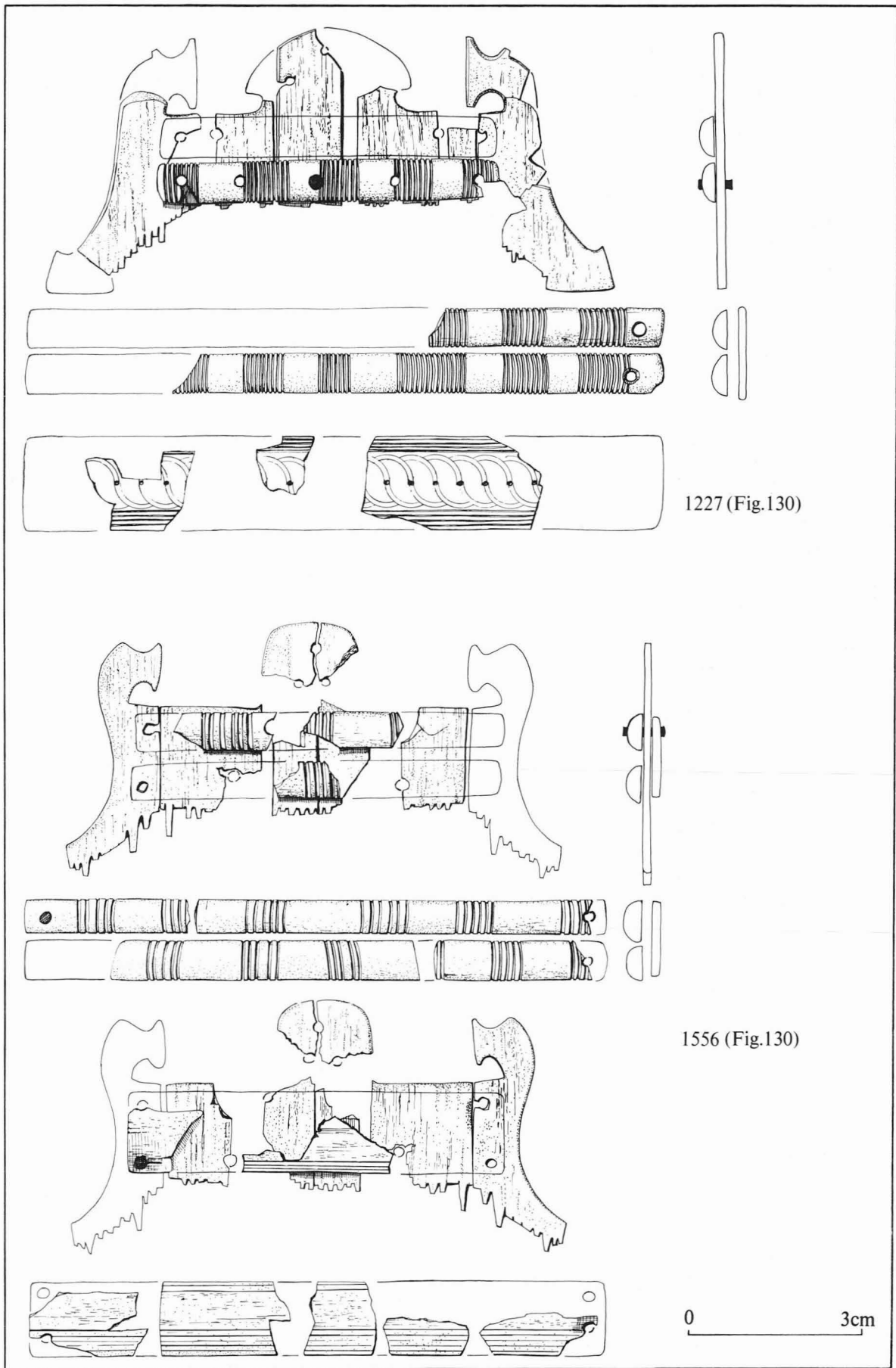


Fig.197. Razor, wristclasp, bell, decorated bronze sheet, fragments of claw beaker and bronze bar. Scale 1:1.



1227 (Fig.130)

1556 (Fig.130)

0 3cm

Fig.198. Bone combs. Scale 1:1.

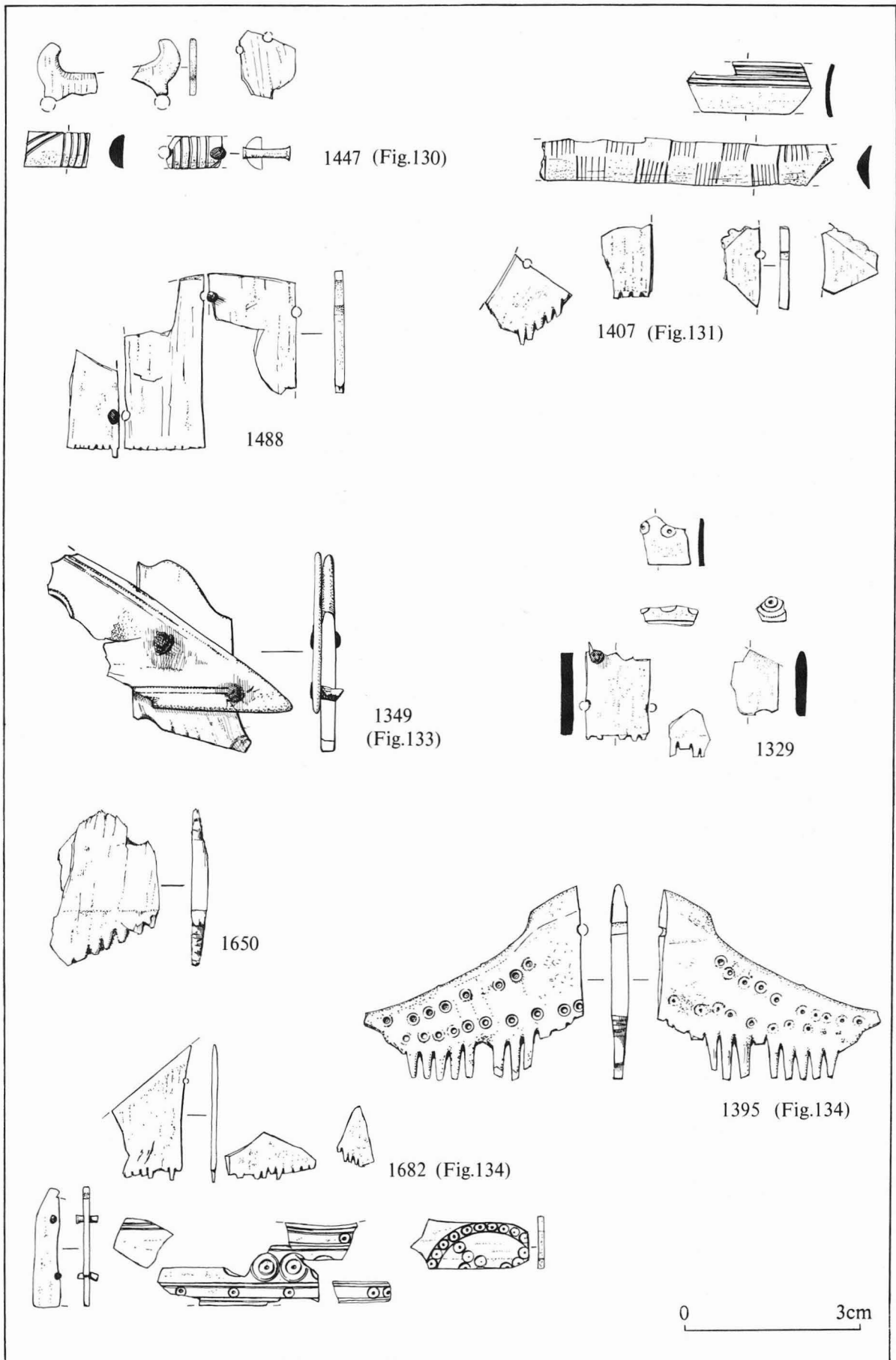


Fig. 199. Bone combs. Scale 1:1.

INDEX FOR PAGES 1-23

- Bones, animal, 2, 3; human, 4, 22.  
Flint, 2.  
Grave-goods, 1, 3, 4, 21, 22.  
    Bone combs, 7, 11-12, 14, 18, 21.  
    Bone objects, 11, 12.  
    Bronze brooches, 11, 13, 18.  
    Bronze fragments, 7, 11, 13, 18.  
    Bronze sheet, 12, 13, 14.  
    Crystal, 13, 16, 18.  
    Glass beads, 7, 11-12, 13, 14, 18, 21.  
    Glass vessels, 12.  
    Glass unspecified, 7, 11, 12, 16, 18, 21.  
    Honestones, 12, 14.  
    Iron knives, 7, 16, 18.  
    Iron nails, 12.  
    Iron objects, 7, 16.  
    Ivory, 7, 11, 16, 18.  
    Miniatures, 11, 14, 21.  
    Playing pieces, 7, 18.  
    Shears, 7, 16, 18.  
    Spindlewhorls, 14.  
    Tweezers, 7, 12, 13, 14, 16, 18.  
Inhumations, 3-4, 11.  
Loomweights, 3.  
Occupation, prehistoric, 2; Roman, 2, 3.  
Pottery, prehistoric, 2; Roman, 2, 3; Anglo-Saxon stamp-linked groups, 7-22.  
Ring-ditches, 4.

Entries for grave-goods in the catalogue can be located by referring to Table 7 (pp.68-89).



CONTENTS

The Anglo-Saxon Cemetery at Spong Hill,  
North Elmham

Part II