

AHEAD OF WHAT'S NEXT.

Image of archaeology in Greece – 2015

Study report - General public



ΑΡΙΣΤΟΤΕΛΕΙΟ
ΠΑΝΕΠΙΣΤΗΜΙΟ
ΘΕΣΣΑΛΟΝΙΚΗΣ



Results of Greece

Report written by:

Delphine Martelli-Banégas, Head of Corporate Department
Isabelle Panhard, Senior Research Manager of Corporate Department
Tiphaine Favré, Research Executive of Corporate Department

• Context, objectives and methodology	P.03
<i>Reading guide</i>	<i>P.08</i>
• I- Knowledge, interest and image of archaeology and heritage in Greece	P.11
1.1. Level of knowledge of archaeology and of archaeologists	P.12
1.2. Practices and information sources on archaeology	P.23
1.3. Interest for the field and levels of knowledge of the principal archaeological sites worldwide	P.29
1.4. Image, attachment and commitment to archaeology	P.41
• II- Positioning of archaeology	P.50
2.1. Handling archaeology : knowledge and wishes	P.51
2.2. Preventive archaeology	P.61
• Profile details of respondents	P.71

*The NEARCH project has been funded with support from the European Commission.
This publication reflects the views only of the author, and the Commission cannot be held responsible for any use which may be made of the information contained therein.*

Context, objectives and methodology



A reminder: aims and context of the study

A study to understand which image levers must be taken into account to reinforce the perception of archaeology and heritage in Europe.

- As part of the NEARCH project, Inrap and its European partners have wished to conduct a European study on the perception of archaeology and archaeological heritage. This study, which was conducted in 9 European countries (United-Kingdom, France, Germany, Greece, Italy, the Netherlands, Poland, Spain, and Sweden), aims to:
 - Evaluate the knowledge, the interest, and the attachment to archaeology as well as to archaeological heritage in each country.
 - Highlight the image of archaeology, its strengths and its weaknesses.
 - Study the knowledge and the perception of States & the UE in the saving of archaeological heritage, and what people expect from them.
 - Bring out the knowledge, as well as the archaeology and the heritage media. In particular, the impact of recent archaeology diffusion and promotion programs that were shown to a general audience should be apprehended.
- This study is a steering tool that allows us to find out what are the archaeology levers at the European level; it can also strengthen its ties with citizens and local politicians.



This report displays the results of the study that was conducted among a general audience in Greece.



Methodology

Sample



516 persons aged 18+ years old who are representative of the Greek population.

Data collection



- Online survey realised from the Harris Interactive Panel.
- Conducted using a CAWI system for multiple media (web, mobile phone, tablet), with an invitation e-mail asking participants to respond to a questionnaire hosted on the Harris Interactive server.

Dates



- **Average length of the questionnaire** : 15 to 20 minutes .
- **Dates of fieldwork** : from December, 29th 2014 to January, 6th 2015.

Methodological note

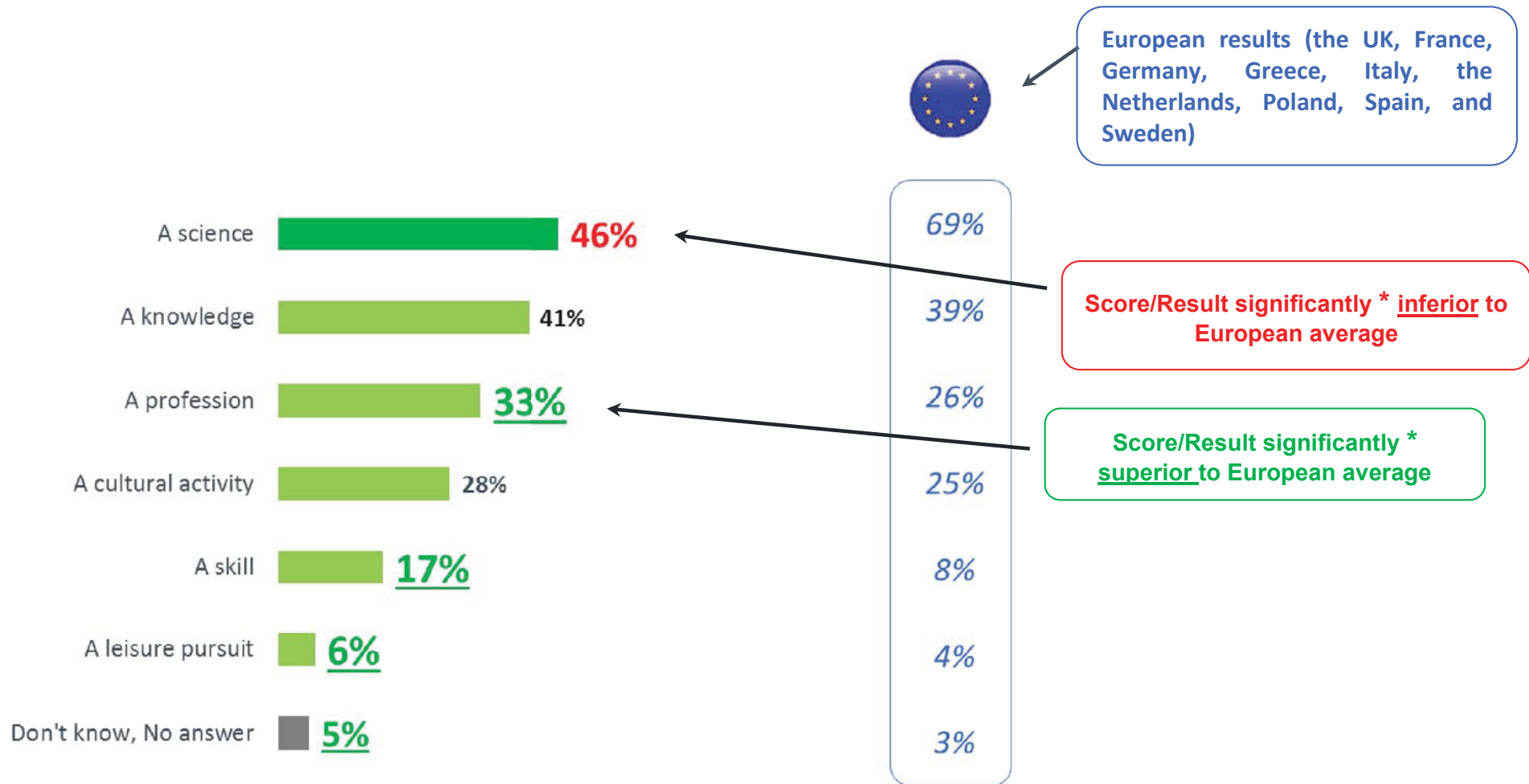


Quota method was applied on the following socio-demographics criteria : gender, age, socio-professional category and region of residence.



Reading guide

Reading guide (1/2)



* The significance threshold retained for this study is about 95%. This means that each significant difference (whether it is positive or negative) has statistically at least a 95% chance of being true.

- Listed above are socio-demographics criteria that are shown in tables all along this report :
 - Gender
 - Age
 - Socio-professional category
 - Living places

	TOTAL	GENDER		AGE				
		Male	Female	18-24 yo	25-34 yo	35-44 yo	45-59 yo	60 yo and more
Respondents	500	245	255	44	74	90	140	152
A science	82%	84%	79%	66%	78%	81%	84%	86%
A cultural activity	29%	32%	27%	30%	28%	20%	26%	38%
A profession	27%	22%	33%	23%	31%	26%	31%	24%
A knowledge	20%	18%	22%	36%	22%	18%	17%	18%
A leisure pursuit	4%	5%	2%	9%		6%	3%	4%
A skill	3%	4%	2%		4%	7%	1%	2%
Don't know, No answer	4%	2%	5%	2%	5%	6%	3%	3%

Score/Result significantly * inferior to the country average

Score/Result significantly * superior to the country average

* The significance threshold retained for this study is about 95%. This means that each significant difference (whether it is positive or negative) has statistically at least a 95% chance of being true.

I- Knowledge, interest and image of archaeology and heritage in Greece




1.1. Level of knowledge of archaeology and archaeologists

When they are spontaneously asked about defining archaeology, more than half of the Greek people tend to see it as an analysis of the past and a third of them consider it to be a study of old civilizations. Their answers are close to the European average.

Q1. What is archaeology? How would you define archaeology? (Open-ended question with spontaneous answers)

- To all -

	%	
Study, analysis of the past : the investigative science of the past	54%	 48%
Study of old civilizations, ancient populations, human evolution, etc.	36%	31%
Discovery : digging/excavation of objects, artefacts, relics, remains, human bodies, etc.	17%	37%
Study of ancient ruins, sites, habitations, historic infrastructures, etc.	9%	11%
Preservation of remains, objects, etc.	4%	1%
Study of rocks and the underground	0%	5%
Study of fossils/bones	0%	1%
Study of animals (extinct animals)/nature	0%	1%
Other	10%	7%

Spontaneous Greek quotes about the usefulness of archaeology are first and foremost about knowing where we come from. It is also useful to help predicting the future for about a fifth of them, a score which is much above the European average.

Q2. In your opinion, how is archaeology useful these days? (Open-ended question with spontaneous answers)

- To all -

	%
To know where we came from/To learn about (from) our past : Origins of humanity, humanity evolution, civilizations, etc.	74%
Help to predict/prepare the future	20%
Improve our knowledge/understanding	11%
Help to understand our present (actual society)	6%
Preservation of remains, objects, etc.	3%
Yes/Useful/Very useful	3%
Help to confirm or not historical theories	3%
Helps tourism/economy/creates jobs	3%
Midly/not useful/To nothing	0%
Help to understand climatic change	0%
Other	6%



75%

8%

16%

11%

11%

5%

3%

3%

-

-

6%

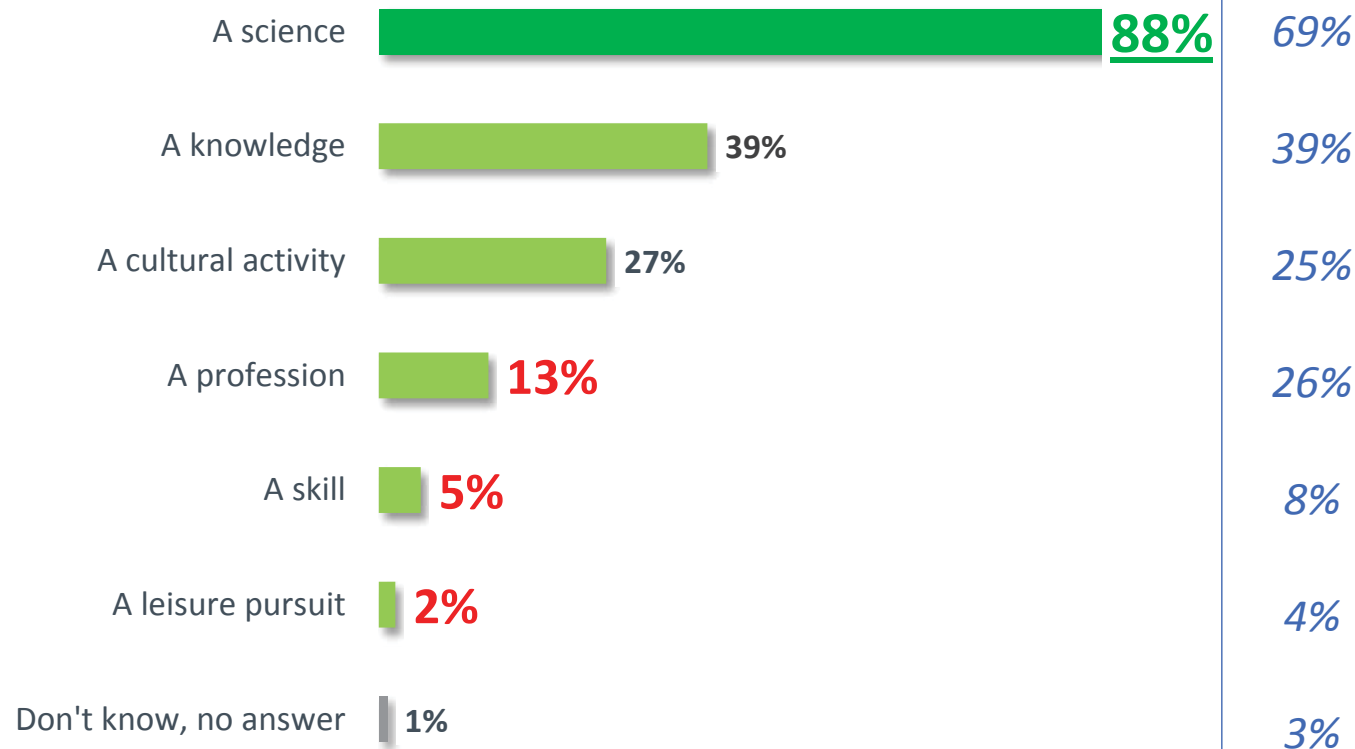


**harris
interactive**

Archaeology, to Greek people, is primarily a science. They appear to be more convinced about its scientific aspect than other Europeans.

Q3. As you see it, archaeology is more (2 answers possible)

- To all -



Women are more numerous than men to declare that archaeology is a knowledge.

Q3. As you see it, archaeology is more (2 answers possible)

- To all -

	TOTAL	GENDER		AGE				
		Male	Female	18-24 yo	25-34 yo	35-44 yo	45-59 yo	60 yo and more
Respondents	516	253	263	47	91	97	126	155
A science	88%	90%	86%	88%	91%	80%	94%	87%
A knowledge	39%	32%	46%	43%	47%	35%	43%	32%
A cultural activity	27%	24%	29%	20%	16%	33%	21%	35%
A profession	13%	16%	11%	18%	16%	10%	7%	17%
A skill	5%	6%	3%	8%	6%	6%	4%	3%
A leisure pursuit	2%	3%	1%	3%	2%		1%	3%
Don't know, No answer	1%	0%	1%		0%	2%	0%	

	TOTAL	REGION GROUPS				SPC		
		Voreia Ellada	Kentriki Ellada	Attiki	Nisia Aigaiou, Kriti	SPC+	SPC-	Inactive people
Respondents	516	163	114	188	50	210	71	235
A science	88%	80%	94%	92%	85%	91%	87%	85%
A knowledge	39%	41%	40%	36%	39%	38%	46%	37%
A cultural activity	27%	27%	25%	29%	20%	27%	28%	25%
A profession	13%	11%	15%	13%	15%	12%	6%	16%
A skill	5%	4%	2%	6%	8%	5%	6%	4%
A leisure pursuit	2%	1%	2%	3%	1%	1%		3%
Don't know, No answer	1%		2%	0%		1%		0%

The three main roles of archaeology for the Greek people are knowing the history of their country, participating in the study and protection of the cultural heritage, and passing history down to younger generations. Greek are more convinced than other Europeans that knowing the past is the main role of archaeology. They also emphasize more on its economic role.

Q4. Here are a number of roles that could be attributed to archaeology. What are the three main roles of archaeology as you see it? (3 answers maximum)

- To all -



Whereas Greek men think more of archaeology as participating in the study of the cultural heritage than women, young generations think more about understanding the past to better prepare for the future.

Q4. Here are a number of roles that could be attributed to archaeology. What are the three main roles of archaeology as you see it? (3 answers maximum)

- To all -

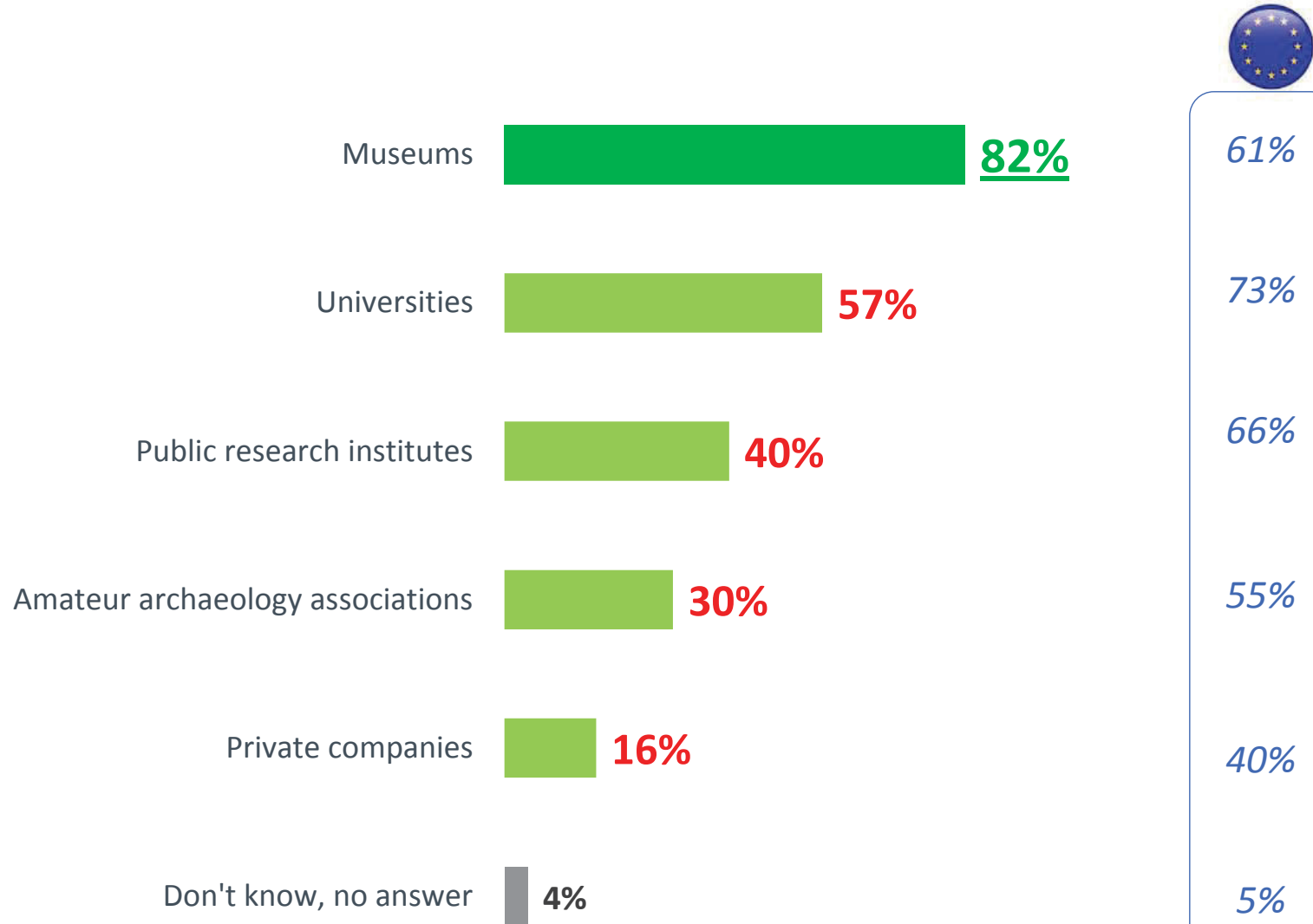
	TOTAL	GENDER		AGE				
		Male	Female	18-24 yo	25-34 yo	35-44 yo	45-59 yo	60 yo and more
Respondents	516	253	263	47	91	97	126	155
Knowing the history of Greece	55%	57%	53%	42%	61%	58%	56%	53%
Participating in the study and protection of the cultural heritage	50%	59%	41%	36%	40%	41%	55%	60%
Passing history down to younger generations	44%	40%	49%	46%	49%	47%	46%	38%
Understanding the past to better prepare for the future	35%	35%	35%	47%	36%	37%	40%	25%
Understanding our own place in the world through our shared past	26%	28%	25%	32%	33%	28%	28%	19%
Contributing to the local or national economy	21%	22%	20%	20%	12%	24%	20%	25%
Uniting citizens around a common cultural heritage, whatever their origins	21%	19%	22%	17%	17%	12%	24%	27%
Contributing to the construction of Greek citizenship	14%	15%	14%	10%	12%	17%	10%	18%
Participating in the sustainable development of an area	9%	10%	9%	8%	14%	12%	7%	7%
Contributing to the construction of European citizenship	5%	4%	6%	13%	3%	5%	5%	3%
Entertaining and amusing citizens	3%	2%	3%	5%	3%	2%	1%	4%
Contributing to the quality of life	3%	3%	2%	6%	3%	2%	4%	
No answer	0%	0%	0%	2%	0%			

	TOTAL	REGION GROUPS				SPC		
		Voreia Ellada	Kentriki Ellada	Attiki	Nisia Aigaiou, Kriti	SPC+	SPC-	Inactive people
Respondents	516	163	114	188	50	210	71	235
Knowing the history of Greece	55%	52%	58%	50%	74%	53%	63%	54%
Participating in the study and protection of the cultural heritage	50%	48%	57%	50%	34%	44%	52%	54%
Passing history down to younger generations	44%	47%	31%	47%	57%	51%	47%	37%
Understanding the past to better prepare for the future	35%	39%	25%	40%	28%	42%	34%	29%
Understanding our own place in the world through our shared past	26%	28%	21%	28%	29%	31%	28%	22%
Contributing to the local or national economy	21%	25%	18%	21%	17%	17%	13%	27%
Uniting citizens around a common cultural heritage, whatever their origins	21%	15%	25%	26%	10%	25%	15%	19%
Contributing to the construction of Greek citizenship	14%	15%	16%	13%	12%	11%	10%	18%
Participating in the sustainable development of an area	9%	11%	7%	8%	13%	8%	19%	8%
Contributing to the construction of European citizenship	5%	4%	3%	7%	3%	3%	6%	6%
Entertaining and amusing citizens	3%	2%	1%	4%	3%	3%	1%	3%
Contributing to the quality of life	3%	2%	2%	2%	5%	3%		3%
No answer	0%		1%	0%				1%

For 8 Greek persons out of 10, museums conduct archaeological research whereas 6 Europeans out of 10 think so. In the mean time, about 6 out of 10 of the Greek population believes universities conduct research which is far below the European average.

Q5. Who do you think conducts archaeological research? (Several answers possible)

- To all -



In comparison to other ones, upper socio-professional categories think more of museums and universities and public research institutes as the ones that are in charge of archaeological research.

Q5. Who do you think conducts archaeological research? (Several answers possible)

- To all -

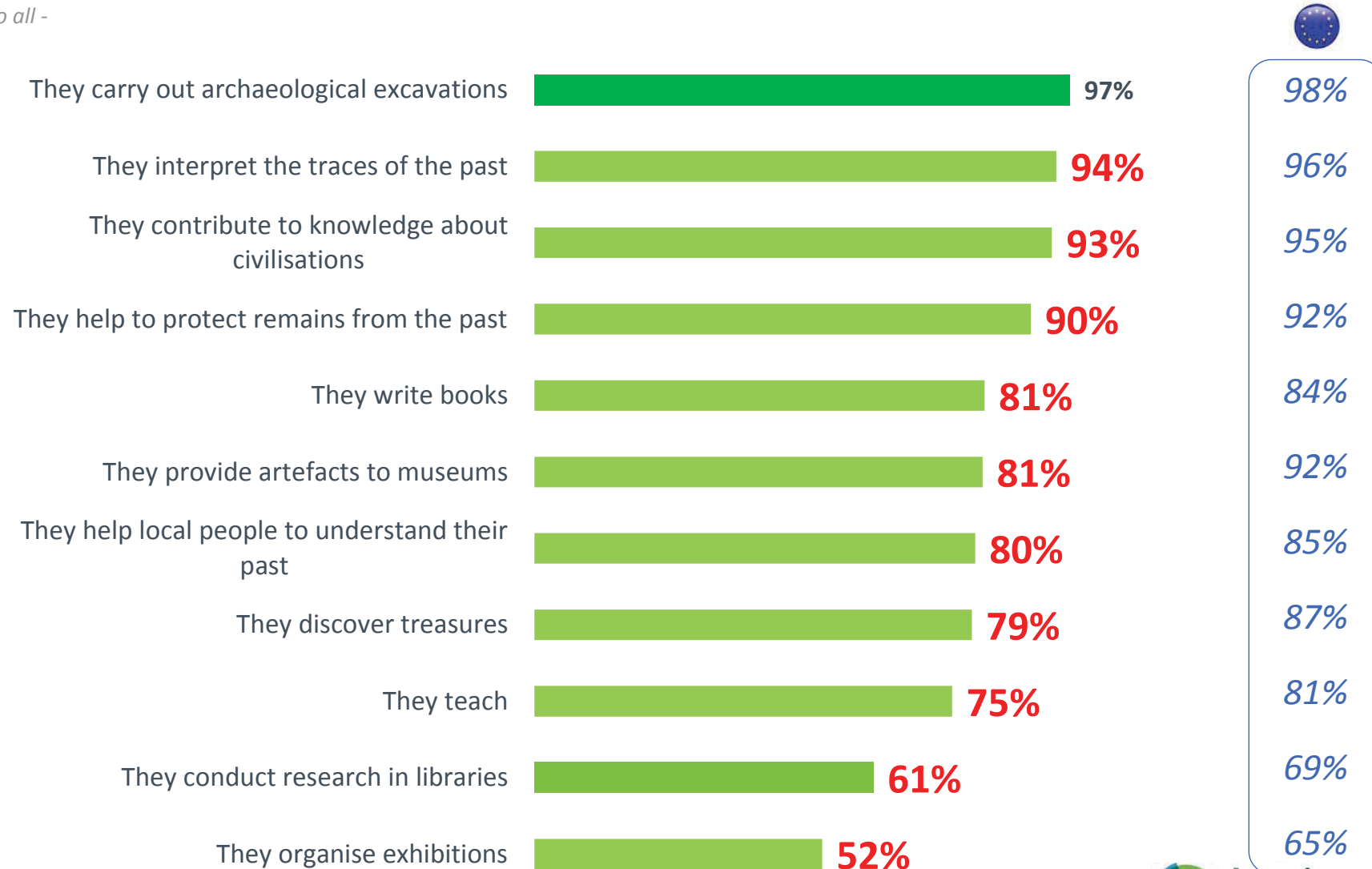
	TOTAL	GENDER		AGE				
		Male	Female	18-24 yo	25-34 yo	35-44 yo	45-59 yo	60 yo and more
Respondents	516	253	263	47	91	97	126	155
museums	82%	83%	81%	76%	81%	85%	85%	79%
universities	57%	57%	56%	47%	61%	49%	55%	63%
public research institutes	40%	37%	43%	48%	51%	43%	42%	28%
amateur archaeology associations	30%	29%	31%	32%	29%	22%	32%	34%
private companies	16%	13%	20%	39%	15%	17%	12%	13%
don't know, No answer	4%	4%	4%	10%	4%	1%	2%	6%

	TOTAL	REGION GROUPS				SPC		
		Voreia Ellada	Kentriki Ellada	Attiki	Nisia Aigaiou, Kriti	SPC+	SPC-	Inactive people
Respondents	516	163	114	188	50	210	71	235
museums	82%	74%	81%	89%	79%	87%	80%	78%
universities	57%	55%	58%	57%	56%	67%	38%	52%
public research institutes	40%	39%	40%	43%	31%	47%	33%	36%
amateur archaeology associations	30%	22%	39%	33%	23%	31%	19%	33%
private companies	16%	11%	22%	17%	18%	15%	11%	20%
don't know, No answer	4%	4%	10%	2%	1%	1%	6%	6%

Archaeologists are perceived as professionals with multiple roles. However a lot of those roles are less quoted than in other European countries.

Q6. What do archaeologists do? (Yes/No)

- To all -



Inhabitants from the Voreia Ellada region were more numerous to link several missions to the position of archaeologist in comparison to other Greek regions.

Q6. What do archaeologists do? (Yes/No)

- To all -

YES

	TOTAL	GENDER		AGE				
		Male	Female	18-24 yo	25-34 yo	35-44 yo	45-59 yo	60 yo and more
Respondents	516	253	263	47	91	97	126	155
They carry out archaeological excavations	97%	96%	97%	97%	98%	96%	98%	95%
They interpret the traces of the past	94%	94%	95%	97%	97%	93%	97%	90%
They contribute to knowledge about civilisations	93%	90%	97%	96%	96%	92%	97%	88%
They help to protect remains from the past	90%	88%	91%	89%	91%	88%	92%	88%
They write books	81%	82%	80%	81%	86%	76%	88%	76%
They provide artefacts to museums	81%	83%	79%	78%	73%	82%	78%	88%
They help local people to understand their past	80%	80%	79%	80%	80%	83%	83%	74%
They discover treasures	79%	76%	82%	78%	76%	82%	83%	76%
They teach	75%	72%	79%	74%	82%	76%	81%	66%
They conduct research in libraries	61%	61%	61%	66%	66%	60%	67%	53%
They organise exhibitions	52%	59%	45%	62%	44%	53%	49%	56%

YES

	TOTAL	REGION GROUPS				SPC		
		Voreia Ellada	Kentriki Ellada	Attiki	Nisia Aigaiou, Kriti	SPC+	SPC-	Inactive people
Respondents	516	163	114	188	50	210	71	235
They carry out archaeological excavations	97%	99%	98%	93%	99%	94%	99%	98%
They interpret the traces of the past	94%	99%	88%	94%	96%	97%	92%	92%
They contribute to knowledge about civilisations	93%	98%	89%	91%	96%	93%	95%	93%
They help to protect remains from the past	90%	93%	86%	88%	92%	89%	90%	90%
They write books	81%	81%	84%	80%	79%	86%	77%	78%
They provide artefacts to museums	81%	88%	76%	80%	70%	80%	73%	84%
They help local people to understand their past	80%	84%	81%	78%	67%	81%	80%	78%
They discover treasures	79%	76%	80%	79%	86%	82%	72%	78%
They teach	75%	74%	71%	79%	76%	82%	68%	72%
They conduct research in libraries	61%	68%	55%	59%	61%	58%	57%	65%
They organise exhibitions	52%	53%	70%	42%	42%	51%	42%	56%



1.2. Practices and information sources on archaeology

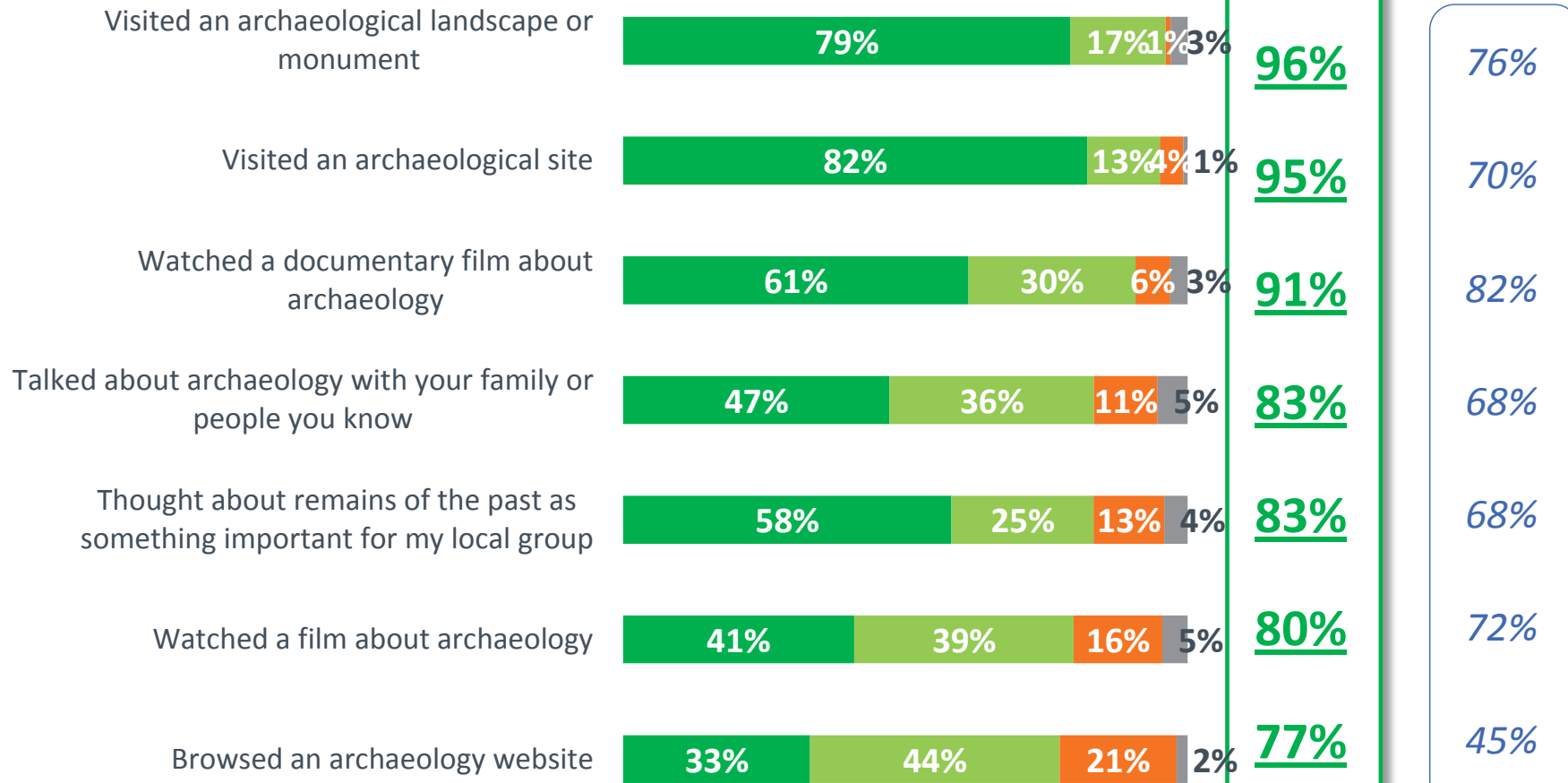
Almost the whole Greek population (more than 90% of it) has already visited an archaeological landscape, site, or watched a documentary film about archaeology. They are far more numerous than other Europeans to have done so.

Q7. Have you ever :

- To all -

1/2

Yes



■ Several times
 ■ Once or twice
 ■ Never
 ■ Don't know / No answer

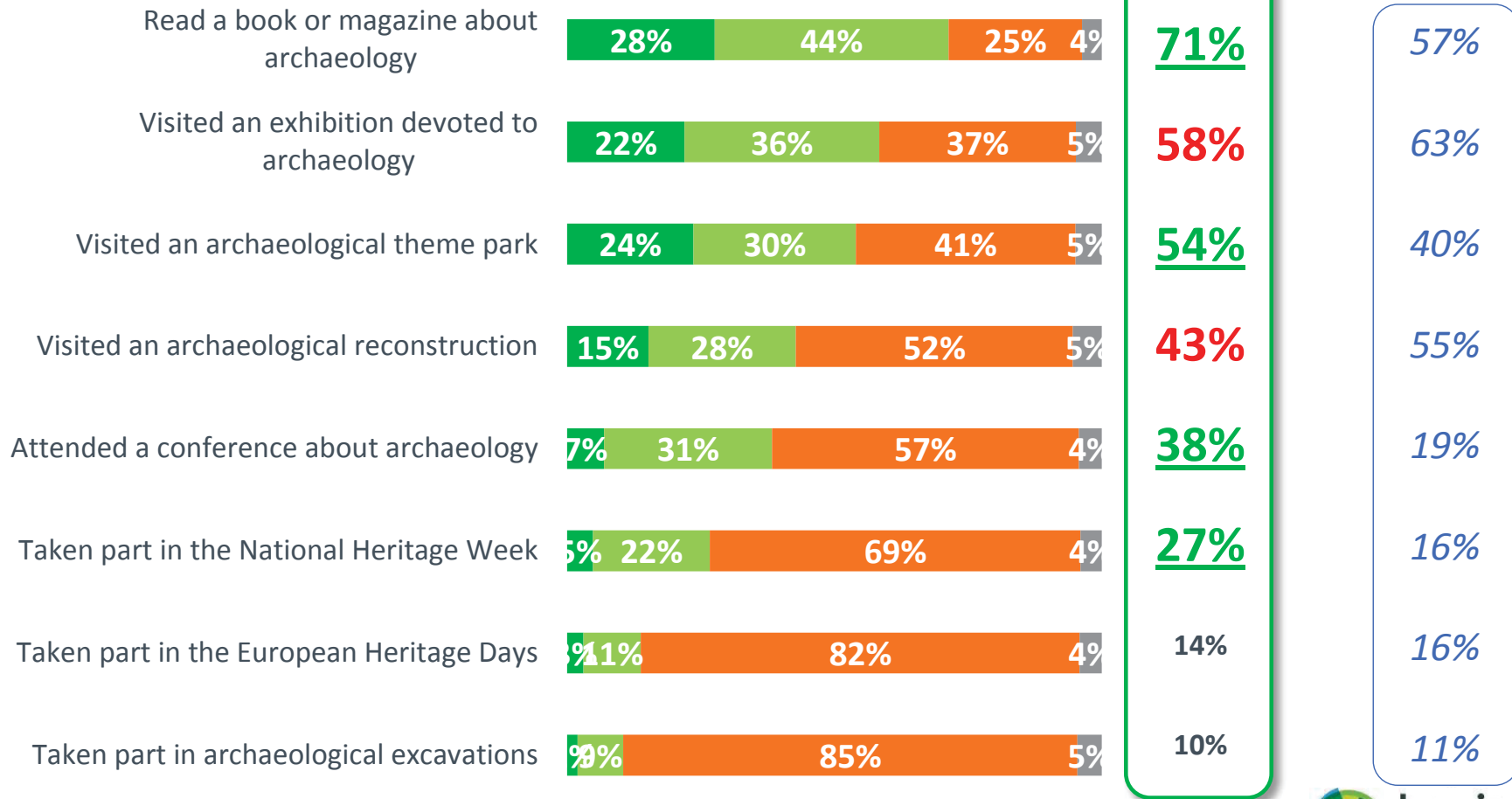
However, to actually take part in archaeological actions is not something Greek people do : a quarter of them has participated in the National Heritage Week and only 1 out of 10 of them has taken part in the European Heritages Days or archaeological excavations. There also less numerous than in European countries to declare having visited an archaeological reconstruction or exhibition devoted to archaeology.

Q7. Have you ever :

- To all -

2/2

Yes



■ Several times ■ Once or twice ■ Never ■ Don't know / No answer

More Greek men than women declare having already read a book/magazine about archaeology. When it comes to visits, documentary films, or discussions/thoughts, upper socio-professional categories tend to have done more than other Greek population.

Q7. Have you ever :

- To all -

YES

	TOTAL	GENDER		AGE				
		Male	Female	18-24 yo	25-34 yo	35-44 yo	45-59 yo	60 yo and more
Respondents	516	253	263	47	91	97	126	155
Visited an archaeological landscape or monument	96%	94%	98%	99%	99%	95%	97%	94%
Visited an archaeological site	95%	95%	95%	97%	99%	96%	97%	90%
Watched a documentary film about archaeology	91%	92%	89%	89%	94%	89%	93%	88%
Talked about archaeology with your family or people you know	83%	85%	82%	79%	88%	86%	88%	77%
Thought about remains of the past as something important for my local group	83%	85%	82%	82%	86%	88%	86%	77%
Watched a film about archaeology	80%	83%	77%	87%	83%	83%	82%	72%
Browsed an archaeology website	77%	80%	75%	69%	74%	77%	77%	83%
Read a book or magazine about archaeology	71%	76%	67%	63%	70%	69%	73%	75%
Visited an exhibition devoted to archaeology	58%	61%	56%	57%	57%	58%	56%	63%
Visited an archaeological theme park	54%	53%	55%	66%	56%	56%	59%	44%
Visited an archaeological reconstruction	43%	41%	44%	47%	49%	44%	47%	34%
Attended a conference about archaeology	38%	41%	36%	39%	30%	32%	36%	49%
Taken part in the National Heritage Week	27%	27%	26%	18%	22%	38%	26%	25%
Taken part in the European Heritage Days	14%	15%	12%	13%	11%	16%	12%	16%
Taken part in archaeological excavations	10%	10%	11%	17%	9%	8%	6%	15%

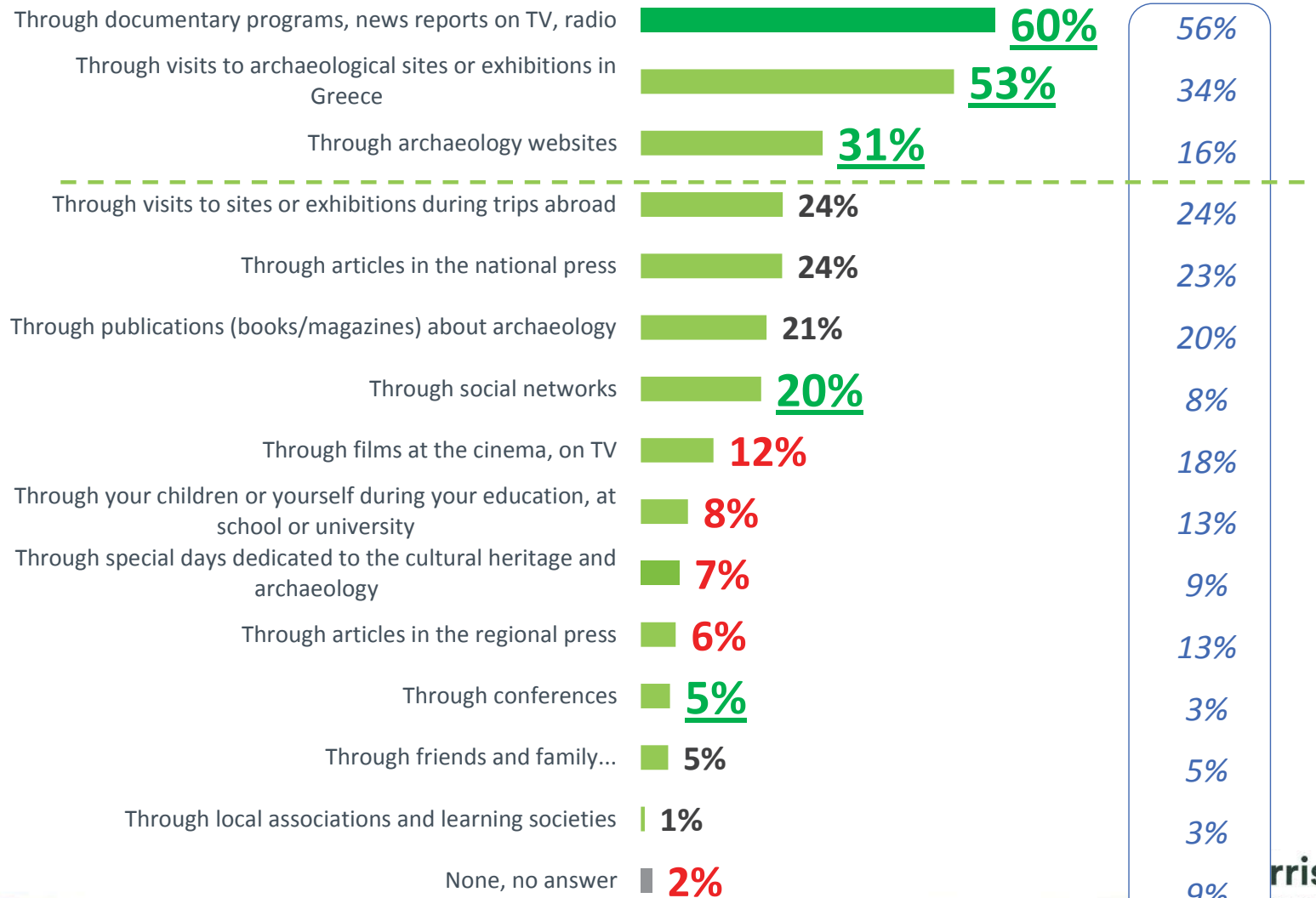
YES

	TOTAL	REGION GROUPS				SPC		
		Voreia Ellada	Kentriki Ellada	Attiki	Nisia Aigaiou, Kriti	SPC+	SPC-	Inactive people
Respondents	516	163	114	188	50	210	71	235
Visited an archaeological landscape or monument	96%	100%	87%	98%	97%	98%	97%	94%
Visited an archaeological site	95%	90%	98%	97%	97%	99%	99%	91%
Watched a documentary film about archaeology	91%	90%	86%	94%	89%	94%	92%	87%
Talked about archaeology with your family or people you know	83%	80%	82%	87%	84%	90%	86%	77%
Thought about remains of the past as something important for my local group	83%	79%	79%	88%	89%	91%	84%	77%
Watched a film about archaeology	80%	74%	79%	85%	81%	89%	83%	71%
Browsed an archaeology website	77%	80%	71%	79%	77%	77%	73%	79%
Read a book or magazine about archaeology	71%	68%	66%	77%	72%	71%	64%	74%
Visited an exhibition devoted to archaeology	58%	59%	64%	56%	52%	60%	55%	58%
Visited an archaeological theme park	54%	54%	59%	51%	53%	51%	65%	54%
Visited an archaeological reconstruction	43%	39%	48%	42%	47%	43%	44%	42%
Attended a conference about archaeology	38%	36%	40%	40%	37%	34%	30%	44%
Taken part in the National Heritage Week	27%	28%	25%	28%	21%	27%	22%	28%
Taken part in the European Heritage Days	14%	8%	18%	18%	9%	14%	4%	17%
Taken part in archaeological excavations	10%	5%	28%	3%	16%	8%	7%	14%

For the inhabitants of Greece the three main sources of information are documentary programs, then visits to archaeological sites and eventually archaeology websites. Those sources are more used than in other European countries.

Q8. How are you informed about archaeology and the archaeological heritage? (Choose 3 main sources maximum among the following ones)

- To all -




Greek men appear to be more numerous than women to declare going on archaeology websites, to read articles in the national press, or to learn through conference so as to be informed about archaeology. Young generations use more social network and films on cinema or TV as sources of information.

Q8. How are you informed about archaeology and the archaeological heritage? (Choose 3 main sources maximum among the following ones)

- To all -

	TOTAL	GENDER		AGE				
		Male	Female	18-24 yo	25-34 yo	35-44 yo	45-59 yo	60 yo and more
Respondents	516	253	263	47	91	97	126	155
Through documentary programs, news reports on TV, radio	60%	60%	61%	44%	73%	61%	68%	52%
Through visits to archaeological sites or exhibitions in Greece	53%	50%	57%	47%	58%	58%	63%	42%
Through archaeology websites	31%	37%	25%	21%	19%	26%	34%	42%
Through visits to sites or exhibitions during trips abroad	24%	24%	24%	26%	24%	24%	24%	24%
Through articles in the national press	24%	30%	19%	11%	13%	24%	25%	34%
Through publications (books/magazines) about archaeology	21%	19%	24%	25%	21%	11%	19%	29%
Through social networks	20%	21%	20%	32%	22%	24%	24%	11%
Through films at the cinema, on TV	12%	8%	16%	24%	13%	11%	7%	14%
Through your children or yourself during your education, at school or university	8%	6%	10%	13%	11%	8%	14%	
Through special days dedicated to the cultural heritage and archaeology	7%	7%	6%	5%	5%	8%	4%	9%
Through articles in the regional press	6%	8%	4%	6%	6%	10%	3%	5%
Through conferences	5%	7%	3%	1%	1%	5%	2%	11%
Through friends and family...	5%	3%	6%	8%	12%	8%	1%	
Through local associations and learning societies	1%	0%	1%		2%	1%	0%	
None, No answer	2%	3%	1%	3%	1%	1%		4%

	TOTAL	REGION GROUPS				SPC		
		Voreia Ellada	Kentriki Ellada	Attiki	Nisia Aigaiou, Kriti	SPC+	SPC-	Inactive people
Respondents	516	163	114	188	50	210	71	235
Through documentary programs, news reports on TV, radio	60%	66%	54%	58%	68%	66%	66%	53%
Through visits to archaeological sites or exhibitions in Greece	53%	49%	47%	64%	41%	65%	53%	43%
Through archaeology websites	31%	29%	37%	30%	25%	26%	28%	36%
Through visits to sites or exhibitions during trips abroad	24%	28%	23%	25%	13%	30%	16%	22%
Through articles in the national press	24%	14%	30%	33%	9%	21%	28%	26%
Through publications (books/magazines) about archaeology	21%	16%	30%	19%	27%	19%	18%	25%
Through social networks	20%	24%	21%	16%	24%	17%	21%	23%
Through films at the cinema, on TV	12%	8%	16%	13%	16%	11%	13%	14%
Through your children or yourself during your education, at school or university	8%	8%	8%	7%	13%	10%	8%	6%
Through special days dedicated to the cultural heritage and archaeology	7%	4%	13%	4%	10%	4%	7%	9%
Through articles in the regional press	6%	7%	1%	8%	6%	10%	7%	2%
Through conferences	5%	5%		8%	6%	3%	2%	8%
Through friends and family...	5%	5%	5%	3%	10%	5%	8%	3%
Through local associations and learning societies	1%	0%		0%	4%	1%		0%
None, No answer	2%	4%		1%	2%	0%	1%	4%

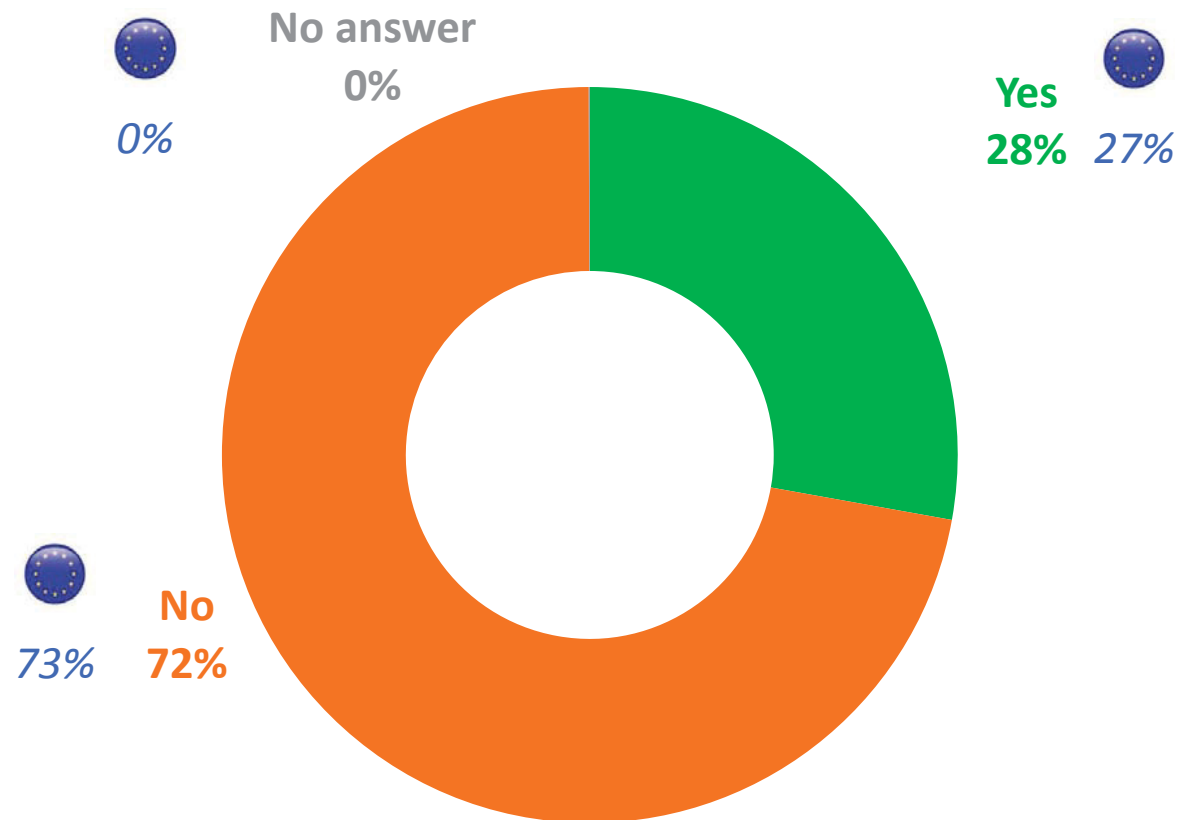


1.3. Interest for the field and level of knowledge of the different archaeological sites worldwide

About one quarter of the Greek population has already wanted to study archaeology. Results are similar to what can be observed in other European countries.

Q9. Have you ever wanted to study archaeology?

- To all -



No clear distinction between genders, regions, or age groups...

Q9. Have you ever wanted to study archaeology?

- To all -


	TOTAL	GENDER		AGE				
		Male	Female	18-24 yo	25-34 yo	35-44 yo	45-59 yo	60 yo and more
Respondents	516	253	263	47	91	97	126	155
Yes	28%	25%	30%	33%	27%	24%	24%	32%
No	72%	75%	70%	67%	73%	76%	75%	68%
No answer	0%	0%					0%	

	TOTAL	REGION GROUPS				SPC		
		Voreia Ellada	Kentriki Ellada	Attiki	Nisia Aigaiou, Kriti	SPC+	SPC-	Inactive people
Respondents	516	163	114	188	50	210	71	235
Yes	28%	32%	35%	20%	28%	22%	21%	35%
No	72%	68%	65%	80%	72%	78%	79%	65%
No answer	0%			0%				0%

For about half of the Greek people who declared they wanted to study archaeology, their main explanation is to know where we come from.

Q10. In one of the previous questions, you mentioned you had learned about archaeology in some way. What do you find interesting about archaeology? *(Open-ended question with spontaneous answers)*

To those who came across archaeology

	%	
To know where we came from/To learn about (from) our past : Origins of humanity, humanity evolution, civilizations, etc.	47%	 <div style="border: 1px solid #0070c0; border-radius: 15px; padding: 10px; margin-top: 10px;"> <p style="color: #0070c0; font-weight: bold;">52%</p> <p style="color: #0070c0; font-weight: bold;">13%</p> <p style="color: #0070c0; font-weight: bold;">16%</p> <p style="color: #0070c0; font-weight: bold;">7%</p> <p style="color: #0070c0; font-weight: bold;">7%</p> <p style="color: #0070c0; font-weight: bold;">12%</p> <p style="color: #0070c0; font-weight: bold;">3%</p> <p style="color: #0070c0; font-weight: bold;">7%</p> </div>
The fascination of discovery/pleasure of finding new things about the past (curiosity)	27%	
Uncovering the truth about our past/discover the mysteries of the past	13%	
Improve knowledge/ understanding	7%	
Relation to/ understanding of the present/ future	6%	
I like history/archaeology/Exploration	6%	
I like it/All/Everything (unspecified)	3%	
Other	4%	

6 Greek persons out of 10, if they were to visit an archaeological site in their country, would turn to the Antiquity : they are twice more than Europeans to wish so. To be noted : only a tenth of the Greek population would be interested in visiting a site devoted to the Middle Ages.

Q11. If you were going to visit an archaeological site or exhibition in your country, would your priority be to visit a site or an exhibition devoted to...

- To all -



21%

27%

17%

7%

6%

60%

22%

9%

2%

3%

Prehistory and
Protohistory
(Palaeolithic,
Mesolithic, Neolithic,
Bronze Age, Iron Age)

Antiquity (Classical and
Roman)

The Middle Ages
(Byzantine period)

The modern era
(Ottoman period,
Venetian period ...)

The contemporary era
(Restoration, industrial
era, World Wars...)

Don't know : 4%

The item « Antiquity » was not proposed to Sweden

Yet, Greek people aged 25-34 years old but also inactive people are the least interested in the Antiquity period when it comes to visit an archaeological site in their own country.

Q11. If you were going to visit an archaeological site or exhibition in your country, would your priority be to visit a site or an exhibition devoted to...

- To all -

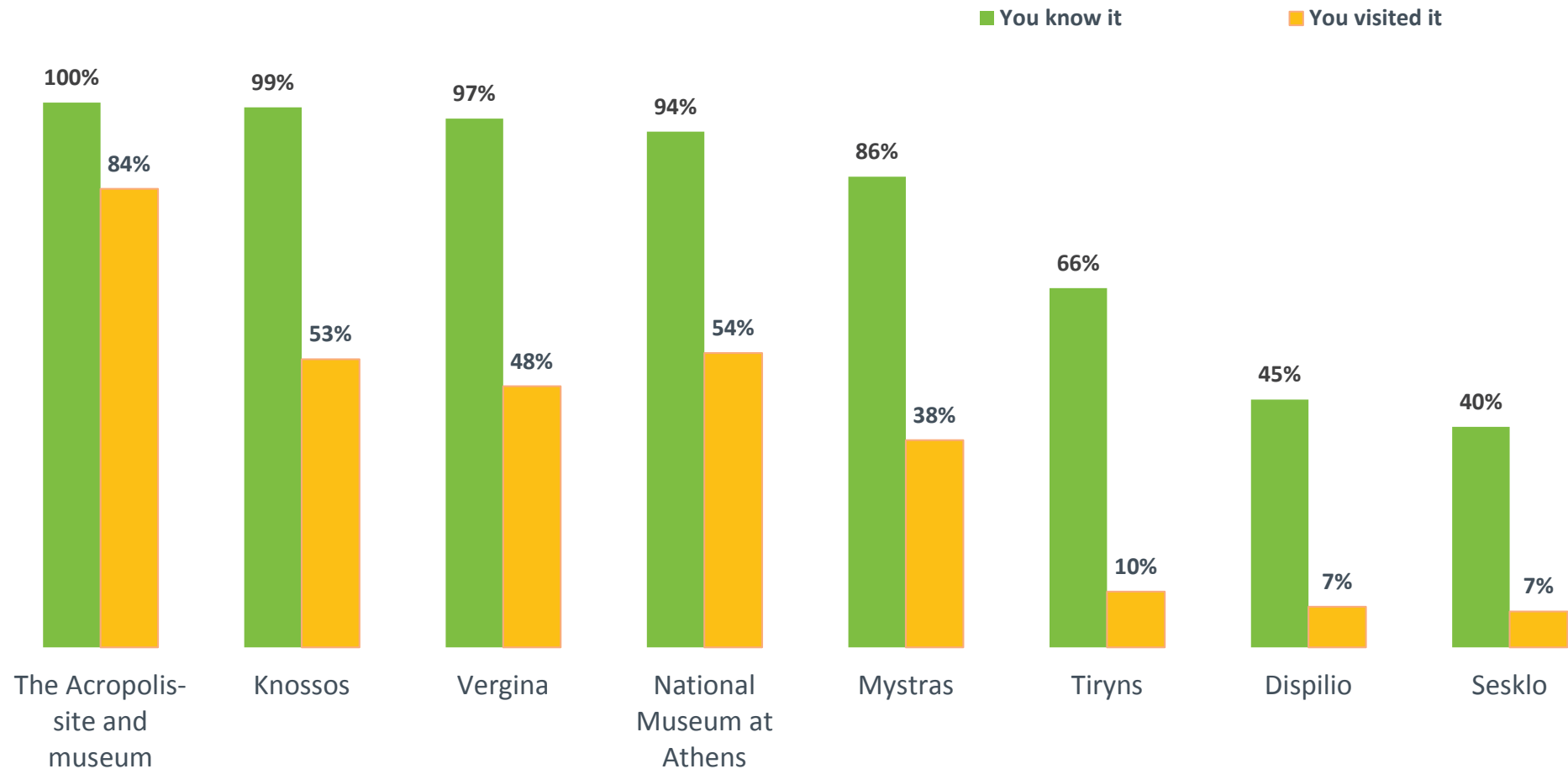
	TOTAL	GENDER		AGE				
		Male	Female	18-24 yo	25-34 yo	35-44 yo	45-59 yo	60 yo and more
Respondents	516	253	263	47	91	97	126	155
Antiquity	60%	61%	59%	58%	51%	68%	64%	57%
Prehistory and Protohistory	22%	22%	22%	15%	26%	12%	16%	31%
The middle ages	9%	11%	7%	11%	7%	7%	8%	11%
The contemporary era	3%	4%	3%	6%	5%	5%	4%	
The modern era	2%	2%	2%	1%	2%	2%	6%	
Don't know	4%	1%	6%	10%	9%	5%	1%	

	TOTAL	REGION GROUPS				SPC		
		Voreia Ellada	Kentriki Ellada	Attiki	Nisia Aigaiou, Kriti	SPC+	SPC-	Inactive people
Respondents	516	163	114	188	50	210	71	235
Antiquity	60%	56%	58%	70%	41%	65%	63%	55%
Prehistory and Protohistory	22%	18%	29%	18%	30%	18%	19%	25%
The middle ages	9%	15%	5%	6%	10%	7%	5%	13%
The contemporary era	3%	5%		3%	7%	4%	6%	2%
The modern era	2%	1%	3%	2%	8%	2%	2%	3%
Don't know	4%	5%	5%	1%	3%	3%	6%	3%

Everyone in Greece knows the Acropolis which has been visited by more than 8 Greek people out of 10. The 4 following sites are also highly known but less visited.

Q12. Here are some archaeological sites or museums in Greece, for each one would you say...

- To all -



The 45-59 years old Greek population and the upper socio-professional category are far more aware of the Mystras and Tiryns sites.

Q12. Here are some archaeological sites or museums in Greece, for each one would you say...

- To all -

YOU KNOW IT

	TOTAL	GENDER		AGE				
		Male	Female	18-24 yo	25-34 yo	35-44 yo	45-59 yo	60 yo and more
Respondents	516	253	263	47	91	97	126	155
The Acropolis- site and museum	100%	100%	100%	100%	100%	100%	99%	100%
Knossos	99%	99%	99%	97%	98%	99%	99%	100%
Vergina	97%	97%	96%	92%	96%	95%	96%	100%
National Museum at Athens	94%	95%	93%	95%	96%	96%	98%	89%
Mystras	86%	92%	80%	86%	84%	89%	95%	78%
Tiryns	66%	68%	63%	51%	58%	67%	79%	63%
Dispilio	45%	46%	45%	30%	43%	47%	42%	53%
Sesklo	40%	42%	39%	32%	39%	37%	33%	52%

YOU KNOW IT

	TOTAL	REGION GROUPS				SPC		
		Voreia Ellada	Kentriki Ellada	Attiki	Nisia Aigaiou, Kriti	SPC+	SPC-	Inactive people
Respondents	516	163	114	188	50	210	71	235
The Acropolis- site and museum	100%	100%	100%	100%	98%	100%	100%	99%
Knossos	99%	99%	100%	98%	99%	99%	99%	98%
Vergina	97%	98%	96%	97%	96%	97%	96%	97%
National Museum at Athens	94%	92%	99%	94%	93%	95%	97%	93%
Mystras	86%	80%	84%	92%	91%	95%	87%	78%
Tiryns	66%	55%	64%	77%	63%	71%	64%	62%
Dispilio	45%	49%	40%	48%	37%	46%	45%	45%
Sesklo	40%	49%	27%	44%	31%	41%	37%	41%

Visits of sites are linked to the area in which people live.

Q12. Here are some archaeological sites or museums in Greece, for each one would you say...

- To all -

YOU VISITED IT

	TOTAL	GENDER		AGE				
		Male	Female	18-24 yo	25-34 yo	35-44 yo	45-59 yo	60 yo and more
Respondents	516	253	263	47	91	97	126	155
The Acropolis- site and museum	84%	85%	83%	82%	80%	87%	86%	84%
National Museum at Athens	54%	52%	55%	39%	39%	52%	59%	63%
Knossos	53%	47%	58%	39%	48%	55%	56%	56%
Vergina	48%	51%	44%	46%	51%	45%	43%	52%
Mystras	38%	46%	30%	32%	20%	29%	52%	45%
Tiryns	10%	12%	9%	6%	6%	11%	17%	7%
Dispilio	7%	10%	5%	5%	4%	13%	7%	7%
Sesklo	7%	7%	6%	2%	2%	7%	4%	13%

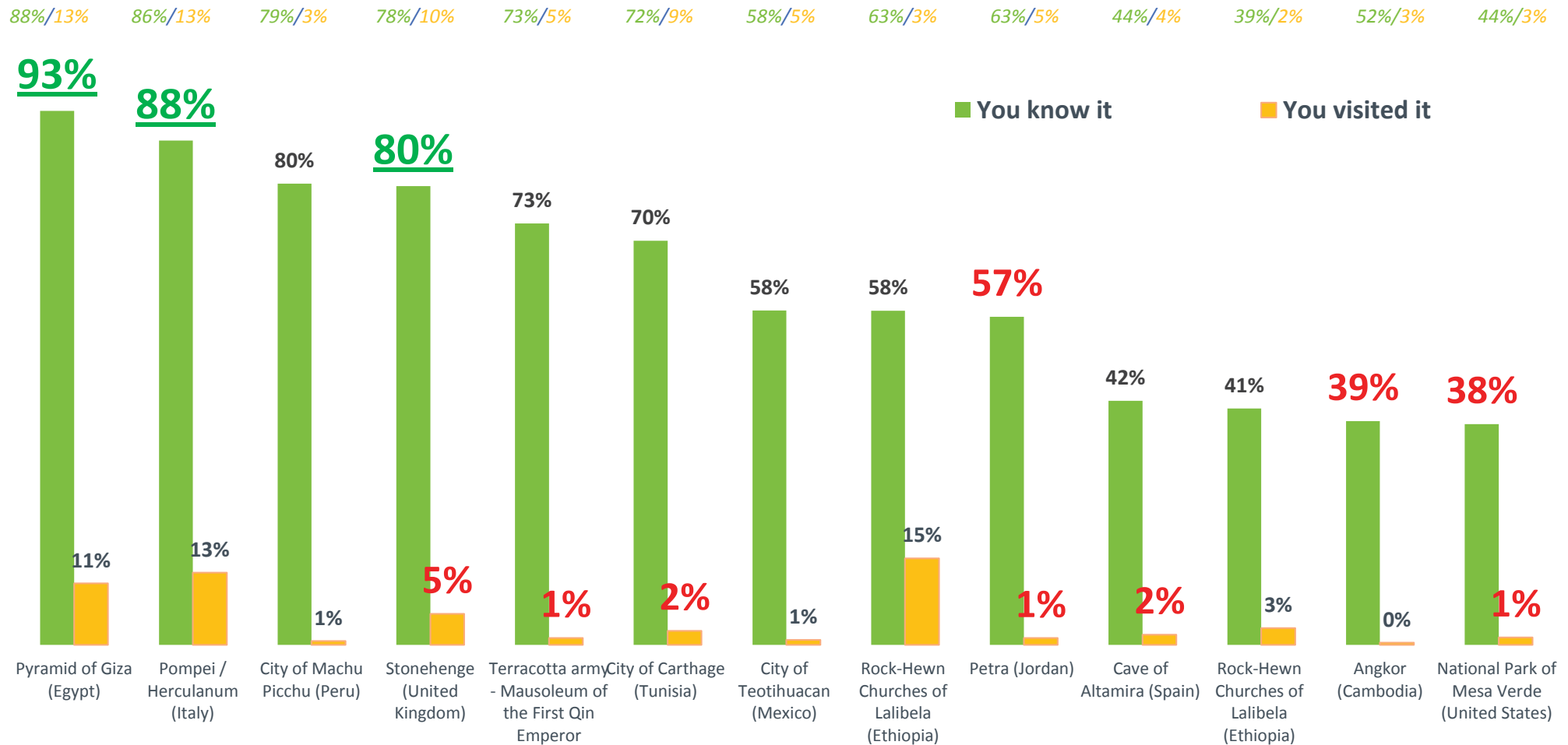
YOU VISITED IT

	TOTAL	REGION GROUPS				SPC		
		Voreia Ellada	Kentriki Ellada	Attiki	Nisia Aigaiou, Kriti	SPC+	SPC-	Inactive people
Respondents	516	163	114	188	50	210	71	235
The Acropolis- site and museum	84%	73%	85%	93%	82%	90%	82%	79%
National Museum at Athens	54%	31%	57%	76%	40%	54%	53%	54%
Knossos	53%	49%	27%	66%	74%	60%	52%	46%
Vergina	48%	67%	33%	43%	35%	50%	39%	49%
Mystras	38%	24%	40%	51%	29%	38%	29%	41%
Tiryns	10%	8%	11%	12%	7%	11%	14%	8%
Dispilio	7%	14%	3%	6%	4%	7%	7%	8%
Sesklo	7%	13%	2%	5%	2%	3%	6%	10%

The quasi-totality of the Greek population knows the Pyramid of Giza (93%) but only 11% of them has actually visited it. This gap is also noticeable through other European countries results. Petra, Angkor and National Park of Mesa Verde are less known and less visited compared to its European neighbours.

Q12. Here are some archaeological sites or museums in other countries, for each one would you say...

- To all -



« Cave Altamira » not mentioned to Spaniards
 « Stonehenge » not mentioned to English
 « Acropolis in Athens » not mentioned to Greek people
 « Pompéi » not mentioned to Italians

A significant gap can be noticed between upper socio-professional categories and inactive people in terms of knowledge.

Q12. Here are some archaeological sites or museums in other countries, for each one would you say...

- To all -

YOU KNOW IT

	TOTAL	GENDER		AGE				
		Male	Female	18-24 yo	25-34 yo	35-44 yo	45-59 yo	60 yo and more
Respondents	516	253	263	47	91	97	126	155
Pyramid of Giza (Egypt)	93%	92%	94%	100%	95%	91%	98%	86%
Pompei / Herculanium (Italy)	88%	87%	88%	95%	89%	87%	93%	80%
City of Machu Picchu (Peru)	80%	81%	79%	87%	85%	81%	84%	72%
Stonehenge (United Kingdom)	80%	80%	79%	84%	83%	85%	81%	72%
Terracotta army - Mausoleum of the First Qin Emperor (China)	73%	79%	68%	73%	71%	80%	80%	65%
City of Carthage (Tunisia)	70%	74%	67%	68%	68%	73%	82%	61%
City of Teotihuacan (Mexico)	58%	62%	54%	44%	51%	62%	61%	62%
Petra (Jordan)	57%	60%	54%	42%	52%	72%	66%	48%
Cave of Altamira (Spain)	42%	45%	39%	44%	38%	52%	45%	36%
Rock-Hewn Churches of Lalibela (Ethiopia)	41%	39%	43%	41%	34%	45%	53%	33%
Angkor (Cambodia)	39%	40%	38%	31%	37%	44%	39%	38%
National Park of Mesa Verde (United States)	38%	33%	43%	41%	38%	43%	42%	31%

YOU KNOW IT

	TOTAL	REGION GROUPS				SPC		
		Voreia Ellada	Kentriki Ellada	Attiki	Nisia Aigaiou, Kriti	SPC+	SPC-	Inactive people
Respondents	516	163	114	188	50	210	71	235
Pyramid of Giza (Egypt)	93%	92%	89%	95%	96%	97%	95%	88%
Pompei / Herculanium (Italy)	88%	82%	90%	93%	80%	94%	85%	83%
City of Machu Picchu (Peru)	80%	74%	84%	85%	72%	92%	76%	71%
Stonehenge (United Kingdom)	80%	71%	82%	86%	78%	90%	79%	71%
Terracotta army - Mausoleum of the First Qin Emperor (China)	73%	74%	61%	81%	68%	82%	75%	65%
City of Carthage (Tunisia)	70%	71%	65%	74%	69%	75%	72%	66%
City of Teotihuacan (Mexico)	58%	44%	67%	67%	51%	69%	47%	52%
Petra (Jordan)	57%	60%	38%	67%	54%	66%	55%	50%
Cave of Altamira (Spain)	42%	39%	25%	57%	37%	51%	39%	36%
Rock-Hewn Churches of Lalibela (Ethiopia)	41%	47%	27%	44%	44%	46%	38%	37%
Angkor (Cambodia)	39%	40%	29%	45%	34%	46%	37%	33%
National Park of Mesa Verde (United States)	38%	36%	22%	46%	55%	42%	40%	34%

The inhabitants of the Attiki region appear to have visited more sites in other countries in comparison to other regions' inhabitants. The Pyramid of Giza has been more visited by senior people (+12%).

Q12. Here are some archaeological sites or museums in other countries, for each one would you say...

- To all -

YOU VISITED IT

	TOTAL	GENDER		AGE				
		Male	Female	18-24 yo	25-34 yo	35-44 yo	45-59 yo	60 yo and more
Respondents	516	253	263	47	91	97	126	155
Pompei / Herculenum (Italy)	13%	8%	17%	7%	6%	8%	12%	22%
Pyramid of Giza (Egypt)	11%	12%	10%	1%	2%	8%	8%	23%
Stonehenge (United Kingdom)	5%	6%	5%	3%	4%	5%	7%	5%
Rock-Hewn Churches of Lalibela (Ethiopia)	3%	1%	5%	3%		2%	1%	7%
City of Carthage (Tunisia)	2%	3%	2%	2%		4%	3%	3%
Cave of Altamira (Spain)	2%	1%	3%	1%		2%	1%	4%
National Park of Mesa Verde (United States)	1%	1%	2%	4%		3%	2%	
Terracotta army - Mausoleum of the First Qin Emperor (China)	1%	1%	2%			4%	2%	
Petra (Jordan)	1%	1%	1%	1%		2%	3%	
City of Teotihuacan (Mexico)	1%	1%	1%	1%		3%	1%	
City of Machu Picchu (Peru)	1%	0%	1%	2%		2%	0%	
Angkor (Cambodia)	0%		1%			2%		

YOU VISITED IT

	TOTAL	REGION GROUPS				SPC		
		Voreia Ellada	Kentriki Ellada	Attiki	Nisia Aigaiou, Kriti	SPC+	SPC-	Inactive people
Respondents	516	163	114	188	50	210	71	235
Pompei / Herculenum (Italy)	13%	13%	6%	19%	1%	15%	3%	14%
Pyramid of Giza (Egypt)	11%	7%	3%	20%	2%	11%	2%	13%
Stonehenge (United Kingdom)	5%	4%	3%	10%	1%	6%	3%	5%
Rock-Hewn Churches of Lalibela (Ethiopia)	3%		2%	7%	1%	6%	1%	0%
City of Carthage (Tunisia)	2%	0%	2%	5%	1%	3%	3%	2%
Cave of Altamira (Spain)	2%	0%	2%	3%	1%	1%		3%
National Park of Mesa Verde (United States)	1%	0%	2%	1%	2%	1%	1%	1%
Terracotta army - Mausoleum of the First Qin Emperor (China)	1%	0%	2%	2%	1%	2%		1%
Petra (Jordan)	1%	1%	2%	1%	1%	2%		1%
City of Teotihuacan (Mexico)	1%	0%	2%	1%		2%		0%
City of Machu Picchu (Peru)	1%		2%	1%		1%	1%	
Angkor (Cambodia)	0%		2%			1%		



1.4. Image, attachment and commitment to archaeology

Archaeology is highly valued and rather useful as well as enthralling for more than 90% of Greek people. Those results are significantly high in comparison to other European countries' answers.

Q13. Which of the following adjectives correspond to the image you have of archaeology?

- To all -



No value

4%

96%

Great value

91%

Pointless

5%

95%

Useful

90%

Boring

8%

92%

Enthralling

87%

Unmoving

13%

87%

Moving

81%

Outdated

16%

84%

Modern

76%

As men consider archaeology to be more enthralling than women, the latter believed it is rather moving.

Q13. Which of the following adjectives correspond to the image you have of archaeology?

To all : 387

	TOTAL	GENDER		AGE				
		Male	Female	18-24 yo	25-34 yo	35-44 yo	45-59 yo	60 yo and more
Useful	96%	97%	95%	99%	98%	97%	93%	95%
Modern	95%	95%	94%	90%	94%	91%	93%	100%
Enthralling	92%	96%	88%	85%	97%	93%	93%	89%
Great value	87%	85%	89%	77%	90%	89%	89%	87%
Moving	84%	79%	88%	83%	87%	80%	93%	78%

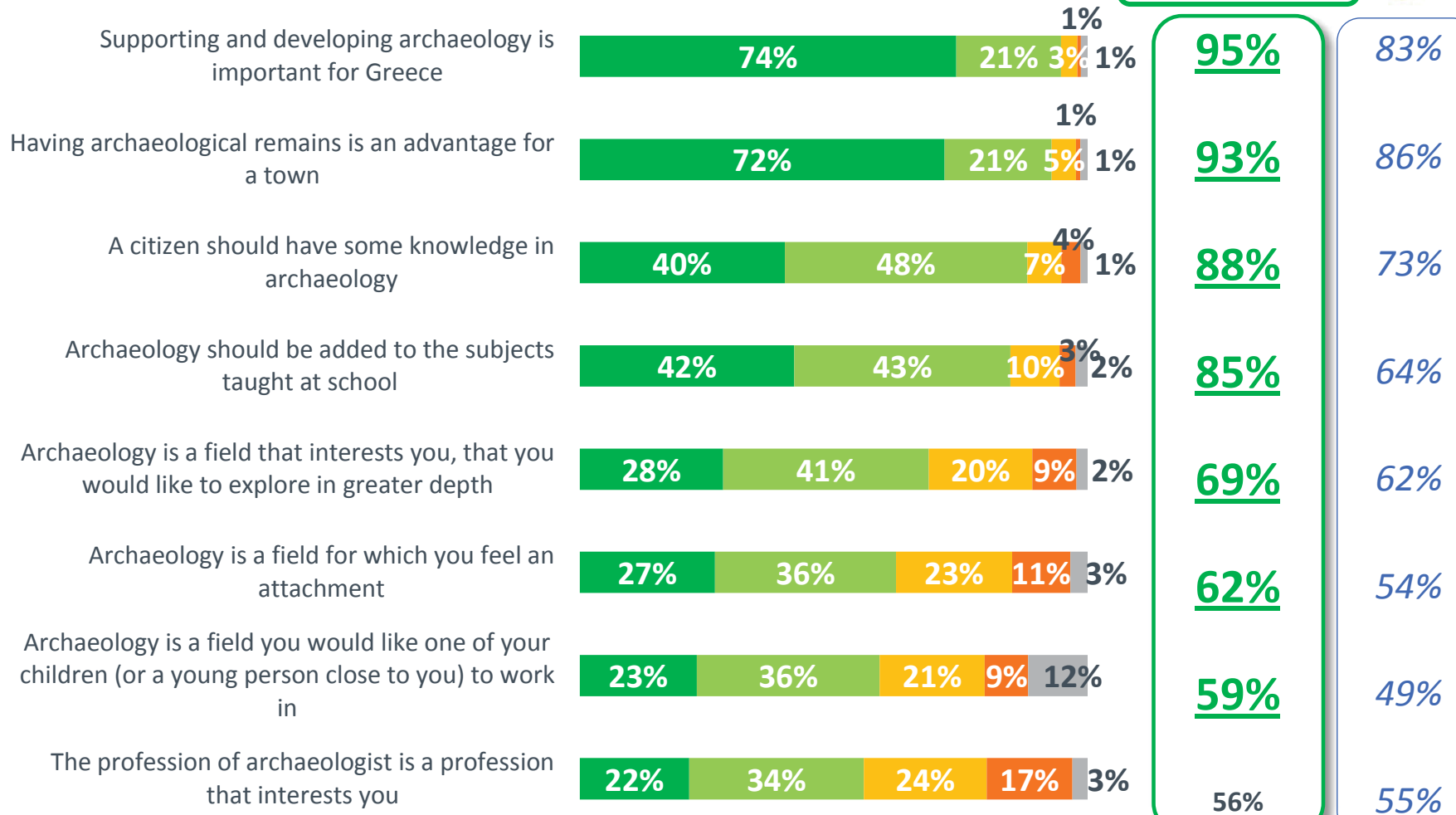
	TOTAL	REGION GROUPS				SPC		
		Voreia Ellada	Kentriki Ellada	Attiki	Nisia Aigaiou, Kriti	SPC+	SPC-	Inactive people
Useful	96%	97%	99%	91%	100%	97%	94%	95%
Modern	95%	93%	96%	96%	93%	94%	91%	97%
Enthralling	92%	86%	97%	91%	100%	95%	92%	89%
Great value	87%	84%	92%	86%	89%	86%	88%	88%
Moving	84%	83%	83%	85%	86%	80%	93%	85%

Supporting and developing archaeology as well as having archaeological remains is important to the entire Greek population (95% and 93%). A majority of the latter has significantly more positive thoughts about archaeology in general than other European people have.

Q14. Personally, would you say that...

- To all -

Agree



■ Strongly agree
 ■ Somewhat agree
 ■ Somewhat disagree
 ■ Strongly disagree
 ■ Don't know

More men than women could declare that they feel an attachment to archaeology and that they would like their child (or a young person close to them) to work in this field.

Q14. Personally, would you say that...

- To all -

AGREE

	TOTAL	GENDER		AGE				
		Male	Female	18-24 yo	25-34 yo	35-44 yo	45-59 yo	60 yo and more
Respondents	516	253	263	47	91	97	126	155
Supporting and developing archaeology is important for Greece	95%	93%	96%	94%	97%	90%	97%	95%
Having archaeological remains is an advantage for a town	93%	89%	97%	95%	95%	90%	97%	89%
A citizen should have some knowledge in archaeology	88%	92%	85%	83%	84%	85%	92%	91%
Archaeology should be added to the subjects taught at school	85%	86%	83%	65%	81%	78%	86%	96%
Archaeology is a field that interests you, that you would like to explore in greater depth	69%	72%	65%	61%	70%	66%	68%	73%
Archaeology is a field for which you feel an attachment	62%	70%	55%	43%	63%	66%	65%	64%
Archaeology is a field you would like one of your children (or a young person close to you) to work in	59%	65%	53%	46%	65%	59%	64%	56%
The profession of archaeologist is a profession that interests you	56%	57%	55%	48%	57%	50%	55%	62%

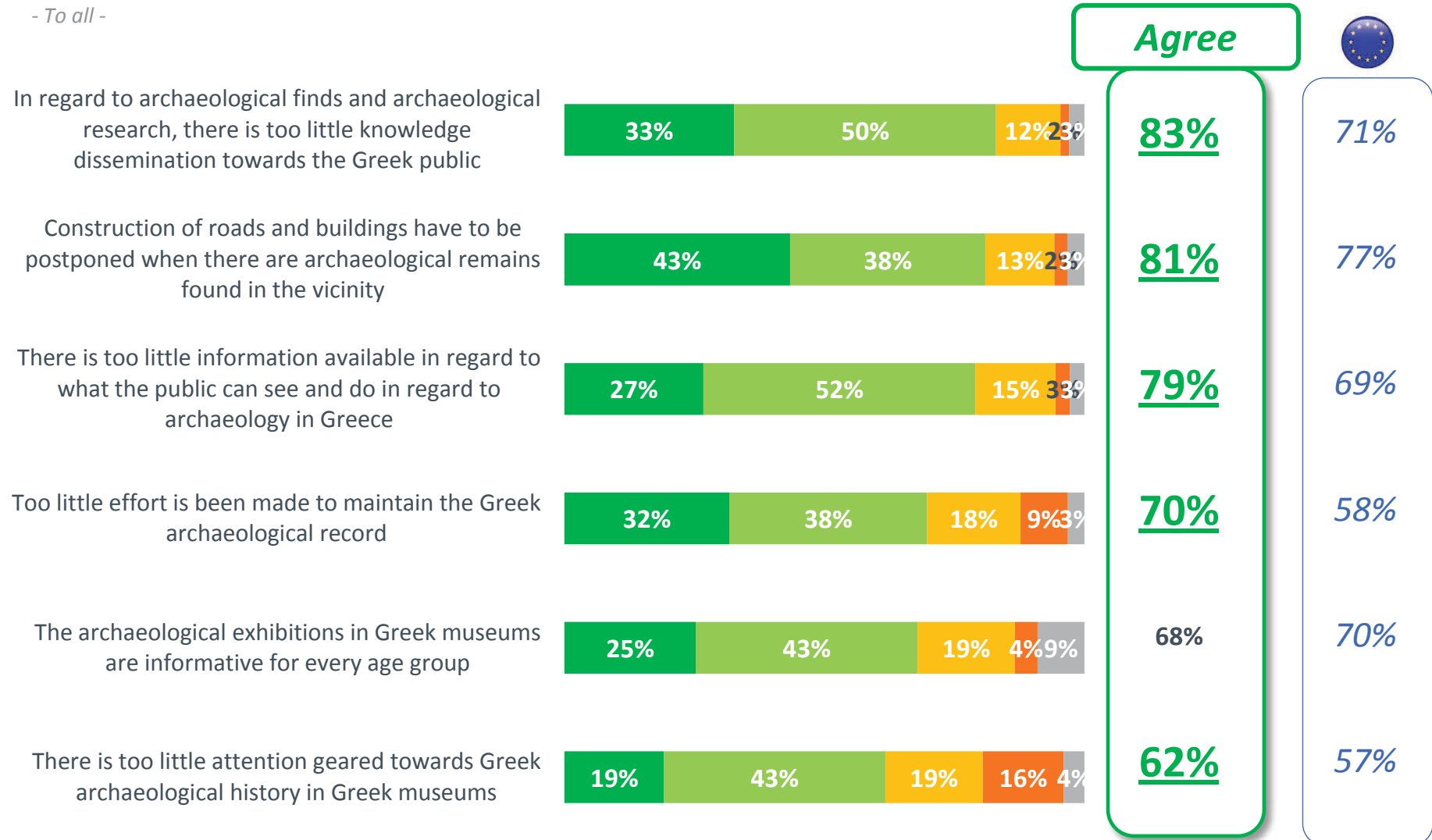
AGREE

	TOTAL	REGION GROUPS				SPC		
		Voreia Ellada	Kentriki Ellada	Attiki	Nisia Aigaiou, Kriti	SPC+	SPC-	Inactive people
Respondents	516	163	114	188	50	210	71	235
Supporting and developing archaeology is important for Greece	95%	95%	98%	92%	93%	92%	95%	97%
Having archaeological remains is an advantage for a town	93%	91%	89%	96%	95%	95%	97%	90%
A citizen should have some knowledge in archaeology	88%	81%	96%	90%	87%	86%	91%	89%
Archaeology should be added to the subjects taught at school	85%	80%	89%	87%	85%	83%	84%	87%
Archaeology is a field that interests you, that you would like to explore in greater depth	69%	60%	79%	69%	73%	67%	67%	71%
Archaeology is a field for which you feel an attachment	62%	62%	54%	68%	58%	64%	62%	61%
Archaeology is a field you would like one of your children (or a young person close to you) to work in	59%	57%	66%	55%	66%	61%	57%	58%
The profession of archaeologist is a profession that interests you	56%	54%	61%	57%	48%	56%	50%	58%

Archaeology is not recognized for its value according to a large majority of the Greek population : there is too little information/knowledge about it, and too little attention is made to maintain the Greek archaeological record. Greek respondents are more critical than the rest of Europeans.

Q15. Personally, would you say that...

- To all -



■ Strongly agree
 ■ Somewhat agree
 ■ Somewhat disagree
 ■ Strongly disagree
 ■ Don't know

Inactive Greek people, in comparison to upper socio-professional categories, are far more into saying archaeology is not well considered enough.

Q15. Personally, would you say that...

- To all -

AGREE

	TOTAL	GENDER		AGE				
		Male	Female	18-24 yo	25-34 yo	35-44 yo	45-59 yo	60 yo and more
Respondents	516	253	263	47	91	97	126	155
In regard to archaeological finds and archaeological research, there is too little knowledge dissemination towards the Greek public	83%	87%	80%	85%	85%	79%	82%	85%
Construction of roads and buildings have to be postponed when there are archaeological remains found in the vicinity	81%	81%	81%	70%	82%	71%	79%	92%
There is too little information available in regard to what the public can see and do in regard to archaeology in Greece	79%	77%	81%	78%	87%	79%	73%	80%
Too little effort has been made to maintain the Greek archaeological record	70%	74%	65%	79%	67%	66%	66%	74%
The archaeological exhibitions in the Greek museum are informative for every age group	68%	75%	61%	49%	58%	61%	72%	81%
There is too little attention geared towards Greek archaeological history in Greek museums	62%	57%	67%	71%	62%	62%	53%	66%

AGREE

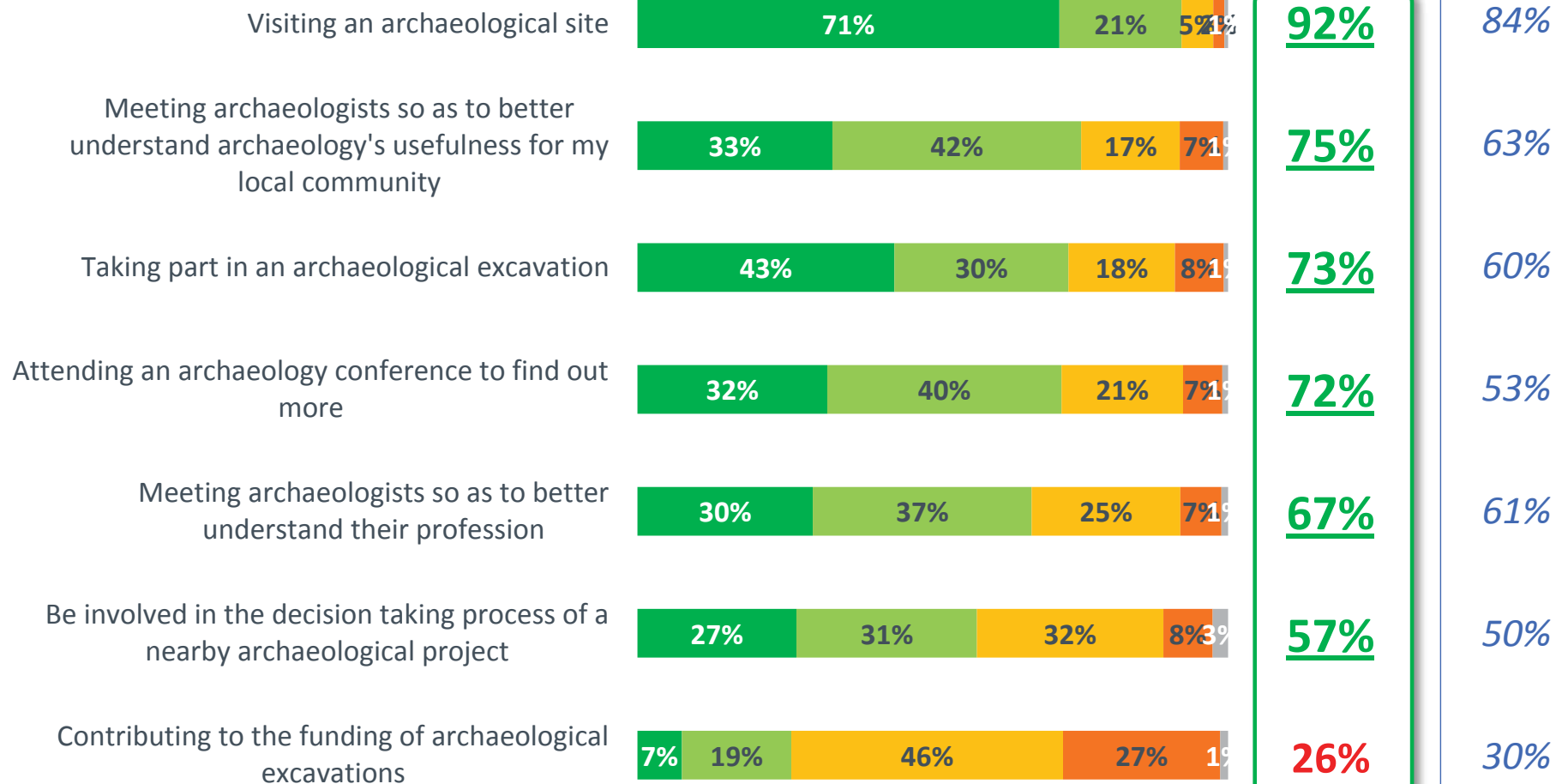
	TOTAL	REGION GROUPS				SPC		Inactive people
		Voreia Ellada	Kentriki Ellada	Attiki	Nisia Aigaiou, Kriti	SPC+	SPC-	
Respondents	516	163	114	188	50	210	71	235
In regard to archaeological finds and archaeological research, there is too little knowledge dissemination towards the Greek public	83%	89%	77%	80%	86%	77%	85%	88%
Construction of roads and buildings have to be postponed when there are archaeological remains found in the vicinity	81%	77%	87%	80%	83%	74%	83%	86%
There is too little information available in regard to what the public can see and do in regard to archaeology in Greece	79%	85%	82%	69%	90%	72%	80%	85%
Too little effort has been made to maintain the Greek archaeological record	70%	73%	67%	69%	68%	57%	73%	80%
The archaeological exhibitions in the Greek museum are informative for every age group	68%	68%	74%	67%	53%	58%	63%	79%
There is too little attention geared towards Greek archaeological history in Greek museums	62%	66%	70%	54%	58%	57%	57%	67%

Visiting a site or a meeting with an archaeologist interest the Greek population. Results are significantly higher than those observed across Europe except for funding.

Q16. Would you be interested in taking part in each of the following actions?

- To all -

Yes



■ Totally ■ Somewhat ■ Not somewhat ■ Not at all ■ Don't Know



Men declare to be more interested than women in being involved in actions concerning archaeology. Young generation seems more interested to contribute or taking part to archaeological excavation. The Kentriki Ellada region also declares itself as being more interested than other regions in taking part in those actions.

Q16. Would you be interested in taking part in each of the following actions?

- To all -

YES

	TOTAL	GENDER		AGE				
		Male	Female	18-24 yo	25-34 yo	35-44 yo	45-59 yo	60 yo and more
Respondents	516	253	263	47	91	97	126	155
Visiting an archaeological site	92%	96%	89%	92%	90%	92%	95%	91%
Meeting archaeologists so as to better understand archaeology's usefulness for my local community	75%	80%	70%	66%	78%	78%	74%	75%
Taking part in an archaeological excavation	73%	70%	76%	73%	86%	71%	67%	71%
Attending an archaeology conference to find out more	72%	80%	64%	74%	67%	63%	71%	80%
Meeting archaeologists so as to better understand their profession	67%	70%	64%	65%	74%	62%	65%	68%
Be involved in the decision taking process of a nearby archaeological project	57%	66%	49%	52%	64%	61%	60%	51%
Contributing to the funding of archaeological excavations	26%	27%	25%	50%	32%	31%	20%	17%

YES

	TOTAL	REGION GROUPS				SPC		
		Voreia Ellada	Kentriki Ellada	Attiki	Nisia Aigaiou, Kriti	SPC+	SPC-	Inactive people
Respondents	516	163	114	188	50	210	71	235
Visiting an archaeological site	92%	89%	98%	91%	96%	94%	91%	91%
Meeting archaeologists so as to better understand archaeology's usefulness for my local community	75%	69%	87%	74%	70%	73%	75%	77%
Taking part in an archaeological excavation	73%	69%	85%	69%	73%	72%	75%	73%
Attending an archaeology conference to find out more	72%	69%	85%	69%	64%	67%	68%	77%
Meeting archaeologists so as to better understand their profession	67%	62%	79%	63%	67%	69%	61%	67%
Be involved in the decision taking process of a nearby archaeological project	57%	55%	62%	56%	63%	58%	50%	59%
Contributing to the funding of archaeological excavations	26%	29%	25%	23%	31%	29%	21%	25%

II- Positioning of archaeology

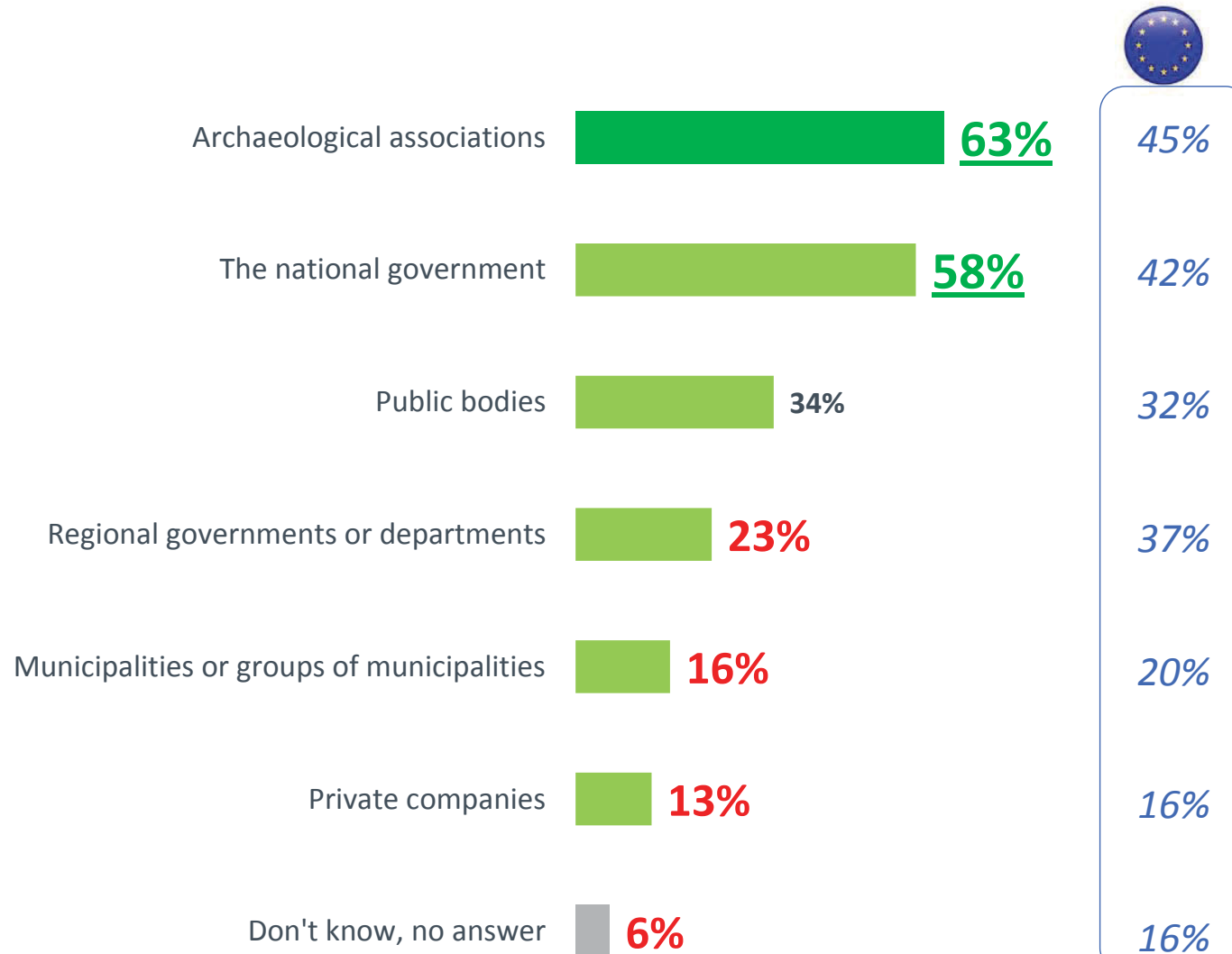


2.1. Handling archaeology : knowledge and wishes

To a large majority of the Greek people - and to a bigger proportion of Greek respondents than European ones - archaeology in Greece is mainly managed by archaeological associations and the national government. Regions, municipalities and private companies seem to be seen as less involved.

Q17. In your opinion, who manages archaeology in Greece ? (Several answers possible)

- To all -



Men rather think the national government manages archaeology in Greece whereas women, as well as Greek people aged 18-24 years old, tend to go for private companies.

Q17. In your opinion, who manages archaeology in Greece ? (Several answers possible)

- To all -

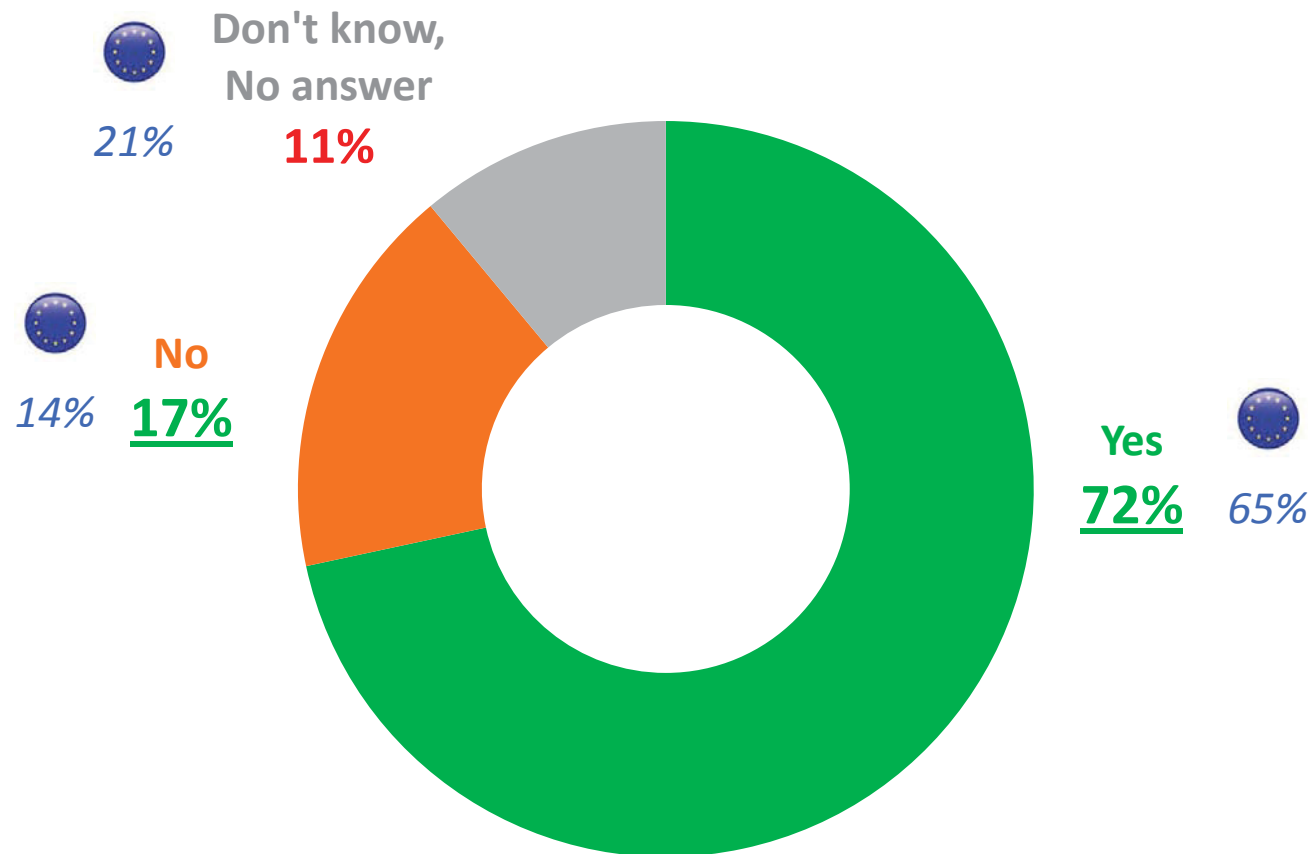
	TOTAL	GENDER		AGE				
		Male	Female	18-24 yo	25-34 yo	35-44 yo	45-59 yo	60 yo and more
Respondents	516	253	263	47	91	97	126	155
Archaeological associations	63%	66%	60%	45%	66%	56%	67%	68%
The national government	58%	68%	49%	51%	48%	55%	61%	66%
Public bodies	34%	34%	34%	14%	35%	31%	42%	34%
Regional governments or departments	23%	24%	23%	16%	20%	18%	17%	35%
Municipalities or groups of municipalities	16%	17%	15%	15%	15%	13%	16%	20%
Private companies	13%	6%	20%	32%	15%	12%	11%	8%
Don't know, No answer	6%	2%	9%	19%	5%	10%	5%	

	TOTAL	REGION GROUPS				SPC		
		Voreia Ellada	Kentriki Ellada	Attiki	Nisia Aigaiou, Kriti	SPC+	SPC-	Inactive people
Respondents	516	163	114	188	50	210	71	235
Archaeological associations	63%	56%	73%	68%	42%	61%	61%	65%
The national government	58%	61%	64%	56%	46%	54%	53%	64%
Public bodies	34%	29%	34%	40%	26%	41%	32%	28%
Regional governments or departments	23%	18%	15%	34%	17%	24%	19%	24%
Municipalities or groups of municipalities	16%	14%	17%	18%	13%	11%	20%	20%
Private companies	13%	10%	26%	7%	14%	12%	13%	14%
Don't know, No answer	6%	7%	8%	2%	11%	5%	7%	6%

For almost 3 quarters of the Greek population, it is indeed the State's job to manage archaeology. This is much above the European average.

Q18. Do you think it is the State's job to manage archaeology?

- To all -



Men and older generations are far more numerous than the rest of the Greek population to think it is the State's job to manage archaeology. To be noted : lower socio-professional categories are more numerous to believe it is not the State's job to do so.

Q18. Do you think it is the State's job to manage archaeology?

- To all -

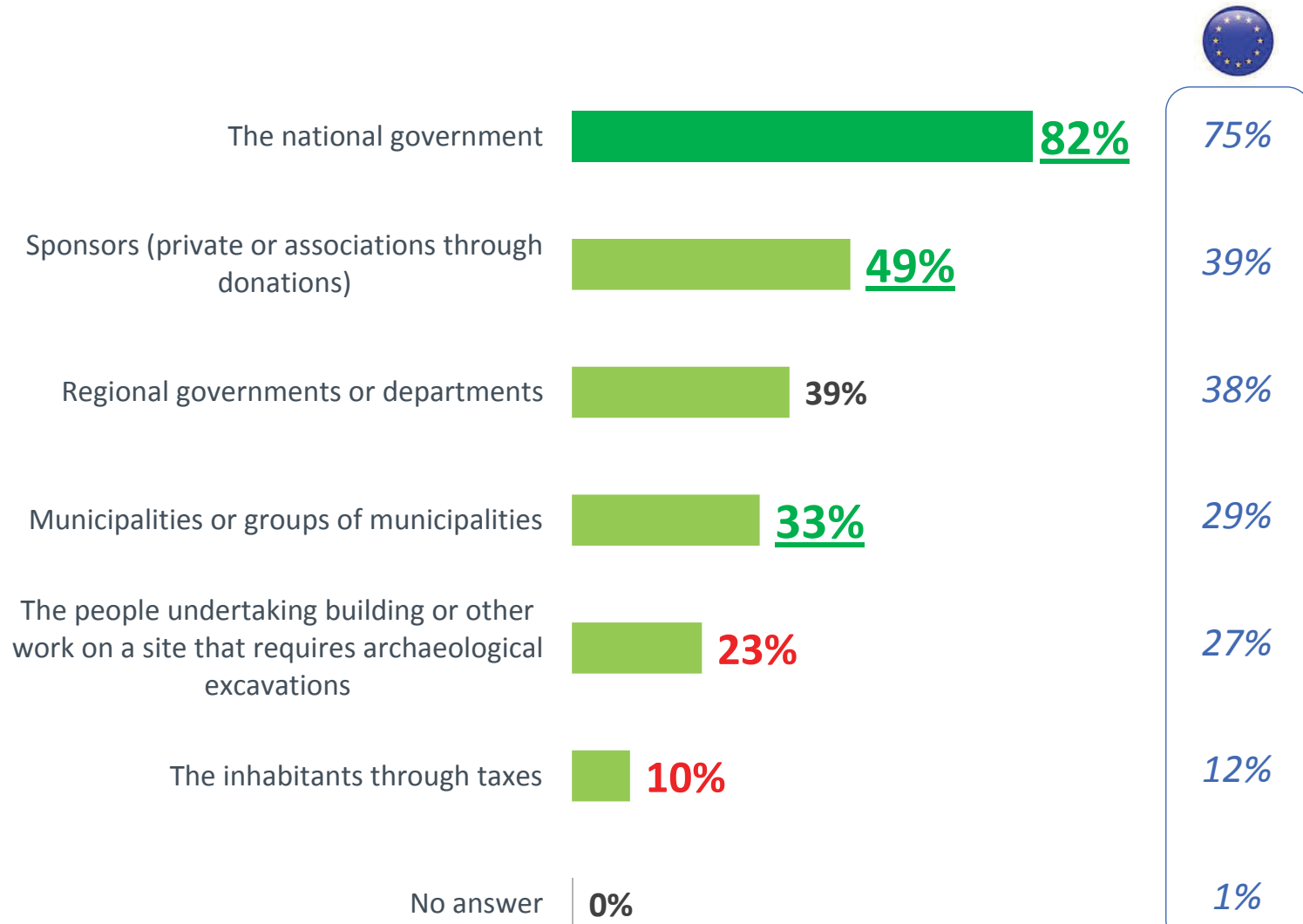
	TOTAL	GENDER		AGE				
		Male	Female	18-24 yo	25-34 yo	35-44 yo	45-59 yo	60 yo and more
Respondents	516	253	263	47	91	97	126	155
Yes	71%	81%	62%	60%	60%	58%	76%	86%
No	17%	14%	20%	26%	23%	28%	16%	6%
Don't know, No answer	11%	5%	18%	14%	17%	14%	8%	8%

	TOTAL	REGION GROUPS				SPC		
		Voreia Ellada	Kentriki Ellada	Attiki	Nisia Aigaiou, Kriti	SPC+	SPC-	Inactive people
Respondents	516	163	114	188	50	210	71	235
Yes	71%	67%	68%	82%	53%	72%	54%	76%
No	17%	22%	12%	13%	32%	18%	28%	14%
Don't know, No answer	11%	11%	20%	5%	15%	10%	18%	10%

The national government should take part in financing archaeology as a priority for a massive part of the Greek population - more than other European respondents. Sponsors, in 2nd position, are also more requested (+10%).

Q19. In your opinion, who, as a priority, should take part in financing archaeology? (Several answers possible)

- To all -



The Greek population aged 45-59 years old believes more in regions or people undertaking building as well as sponsors when it comes to take part in financing archaeology.

Q19. In your opinion, who, as a priority, should take part in financing archaeology? (Several answers possible)

- To all -

	TOTAL	GENDER		AGE				
		Male	Female	18-24 yo	25-34 yo	35-44 yo	45-59 yo	60 yo and more
Respondents	516	253	263	47	91	97	126	155
The national government	82%	81%	82%	79%	83%	80%	81%	83%
Sponsors (private or associations through donations)	49%	46%	52%	50%	54%	47%	56%	43%
Regional governments or departments	39%	40%	37%	28%	45%	33%	46%	35%
Municipalities or groups of municipalities	33%	33%	33%	32%	45%	26%	35%	30%
The people undertaking building or other work on a site that requires archaeological excavations	23%	24%	22%	22%	23%	29%	29%	15%
The inhabitants through taxes	10%	14%	7%	10%	9%	9%	8%	14%

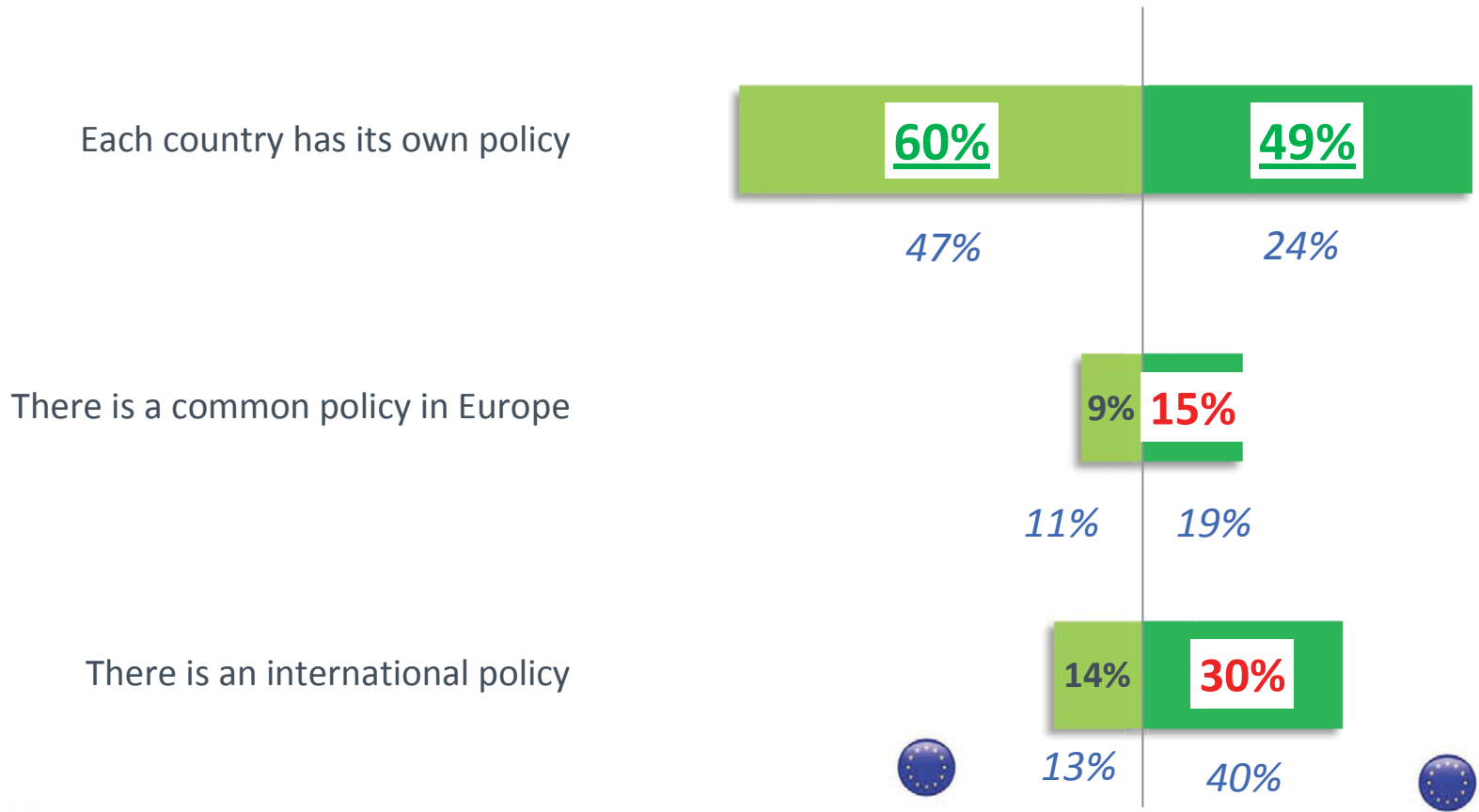
	TOTAL	REGION GROUPS				SPC		
		Voreia Ellada	Kentriki Ellada	Attiki	Nisia Aigaiou, Kriti	SPC+	SPC-	Inactive people
Respondents	516	163	114	188	50	210	71	235
The national government	82%	87%	88%	74%	76%	76%	80%	87%
Sponsors (private or associations through donations)	49%	43%	54%	54%	41%	53%	48%	47%
Regional governments or departments	39%	34%	30%	47%	40%	43%	37%	35%
Municipalities or groups of municipalities	33%	36%	20%	40%	31%	39%	32%	29%
The people undertaking building or other work on a site that requires archaeological excavations	23%	23%	16%	27%	22%	24%	24%	22%
The inhabitants through taxes	10%	9%	15%	10%	7%	9%	6%	13%

Twice more Greek respondents (49%) than European ones (24%) believe the national government should manage archaeology whereas the idea of an international or European policy ruling this field seems less relevant.

Q20. In your opinion, how is archaeology and archaeological heritage managed on an international level?
 Q21. And what do you think is the best organisation for encouraging the development of archaeology and archaeological heritage?

- To all -

■ How it is currently managed ■ Who should manage it



Don't know, No answer : **17%** 30%

Don't know, No answer : **6%** 17%

Greek men definitely think more about a national policy rather than an European or international one when it comes to managing archaeology.

Q20. In your opinion, how is archaeology and archaeological heritage managed on an international level?

- To all -

HOW IT IS CURRENTLY MANAGED

	TOTAL	GENDER		AGE				
		Male	Female	18-24 yo	25-34 yo	35-44 yo	45-59 yo	60 yo and more
Respondents	516	253	263	47	91	97	126	155
Each country has its own policy	60%	66%	55%	55%	53%	61%	67%	59%
There is a common policy in Europe	9%	11%	8%	10%	9%	7%	7%	13%
There is an international policy	14%	13%	14%	10%	12%	12%	10%	19%
Don't know, No answer	17%	10%	23%	25%	25%	20%	16%	8%

HOW IT IS CURRENTLY MANAGED

	TOTAL	REGION GROUPS				SPC		
		Voreia Ellada	Kentriki Ellada	Attiki	Nisia Aigaiou, Kriti	SPC+	SPC-	Inactive people
Respondents	516	163	114	188	50	210	71	235
Each country has its own policy	60%	55%	63%	61%	69%	62%	67%	56%
There is a common policy in Europe	9%	11%	4%	11%	10%	7%	6%	13%
There is an international policy	14%	10%	21%	14%	3%	15%	7%	14%
Don't know, No answer	17%	24%	11%	14%	18%	16%	20%	17%

A fifth of the young Greek generation aged 18-24 years old does not know what is the best organization to encourage the development of archaeology. This result is more than three times what is observed among the entire Greek population.

Q21. And what do you think is the best organisation for encouraging the development of archaeology and archaeological heritage?

- To all -

WHO SHOULD MANAGE IT

	TOTAL	GENDER		AGE				
		Male	Female	18-24 yo	25-34 yo	35-44 yo	45-59 yo	60 yo and more
Respondents	516	253	263	47	91	97	126	155
Each country should have its own policy	49%	48%	51%	26%	51%	51%	51%	53%
There should be a common policy in Europe	15%	17%	13%	18%	12%	19%	16%	13%
There should be an international policy	30%	32%	28%	35%	28%	22%	28%	35%
Don't know, No answer	6%	4%	9%	20%	10%	7%	5%	

WHO SHOULD MANAGE IT

	TOTAL	REGION GROUPS				SPC		
		Voreia Ellada	Kentriki Ellada	Attiki	Nisia Aigaiou, Kriti	SPC+	SPC-	Inactive people
Respondents	516	163	114	188	50	210	71	235
Each country should have its own policy	49%	59%	38%	45%	58%	50%	56%	46%
There should be a common policy in Europe	15%	14%	9%	19%	17%	14%	13%	16%
There should be an international policy	30%	18%	45%	33%	21%	30%	22%	32%
Don't know, No answer	6%	9%	8%	3%	5%	6%	9%	6%

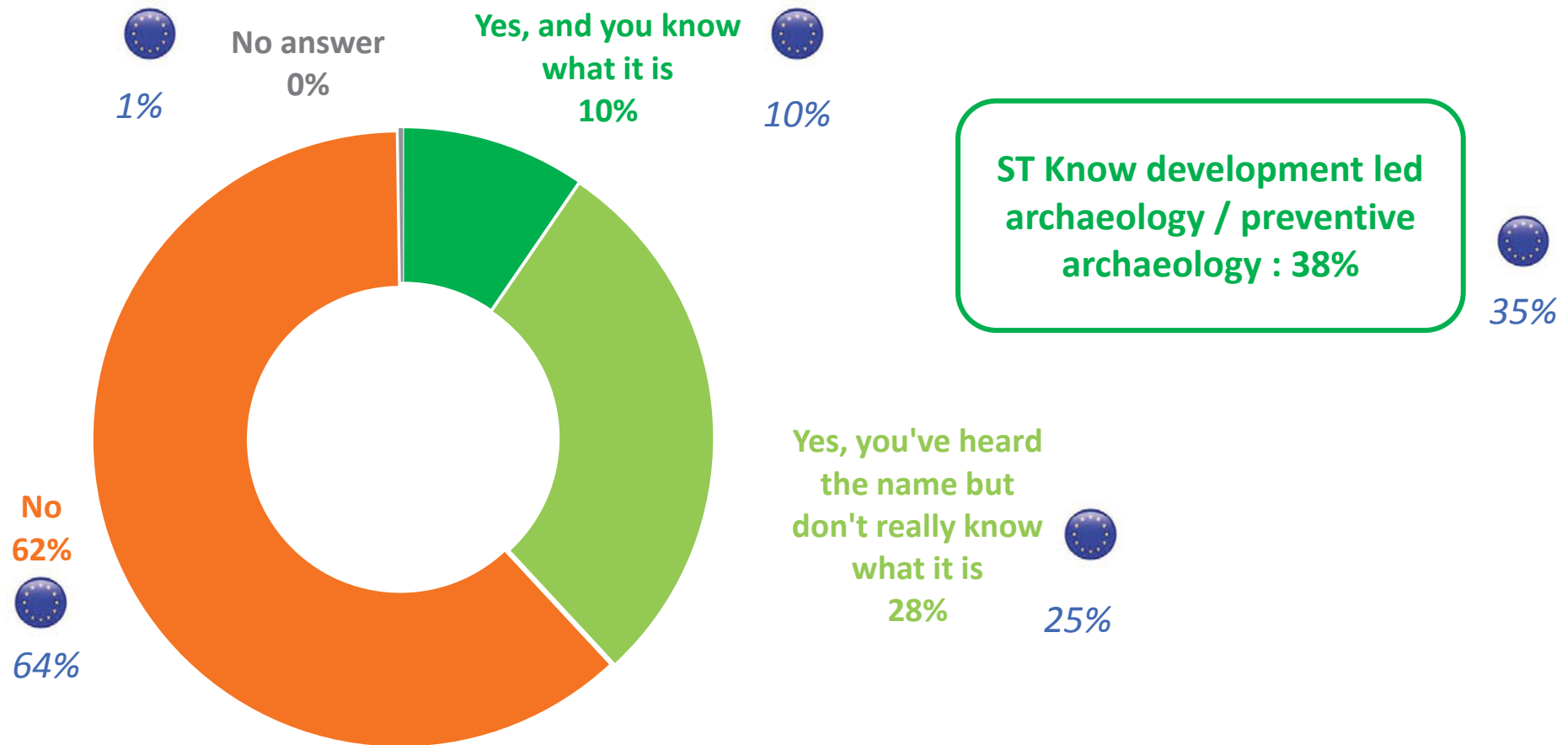


2.2. Preventive archaeology

Almost 4 Greek persons out of 10 know the expression “preventive archaeology”. Those results are rather similar to what is observed in the rest of Europe.

Q22. Are you familiar with the expression “development led archaeology / preventive archaeology”?

- To all -



Men declare more than women that they are familiar with the expression “development led archaeology”.

Q22. Are you familiar with the expression “development led archaeology / preventive archaeology”?

- To all -

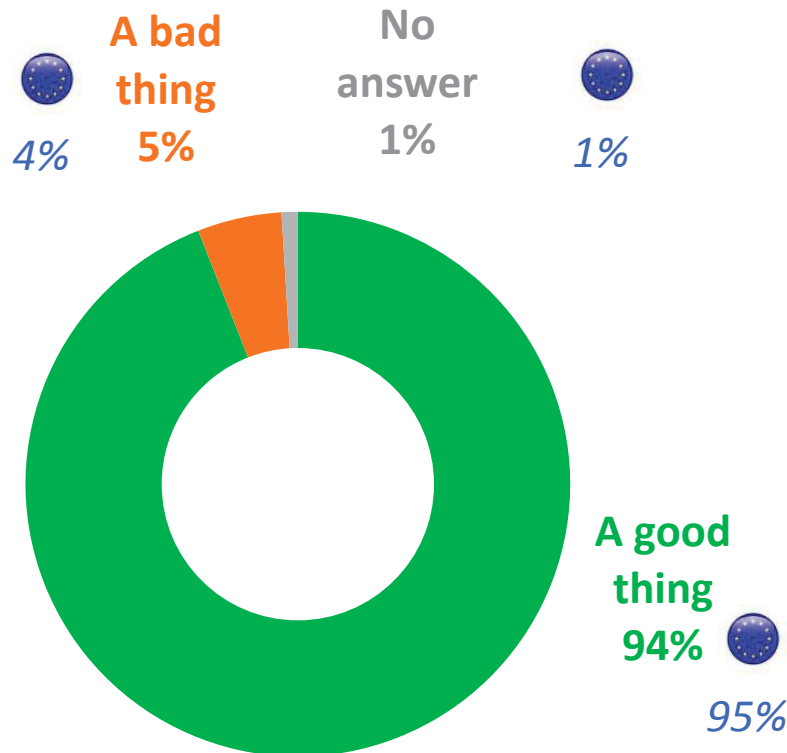
	TOTAL	GENDER		AGE				
		Male	Female	18-24 yo	25-34 yo	35-44 yo	45-59 yo	60 yo and more
Respondents	516	253	263	47	91	97	126	155
Yes	38%	49%	28%	46%	34%	37%	34%	42%
Yes, and you know what it is	10%	14%	5%	14%	6%	7%	7%	14%
Yes, you've heard the name but don't really know what it is	29%	35%	22%	32%	28%	29%	27%	29%
No	62%	51%	72%	54%	65%	63%	66%	58%
No answer	0%	0%			1%			

	TOTAL	REGION GROUPS				SPC		
		Voreia Ellada	Kentriki Ellada	Attiki	Nisia Aigaiou, Kriti	SPC+	SPC-	Inactive people
Respondents	516	163	114	188	50	210	71	235
Yes	38%	35%	44%	37%	37%	38%	34%	39%
Yes, and you know what it is	10%	8%	15%	8%	6%	7%	5%	13%
Yes, you've heard the name but don't really know what it is	29%	27%	29%	29%	31%	31%	29%	26%
No	62%	64%	56%	62%	63%	62%	65%	61%
No answer	0%	1%		0%			1%	0%

The Malta convention and its principle of preventive archaeology are good things to the quasi-totality of the Greek population – as it is the case in other European countries.

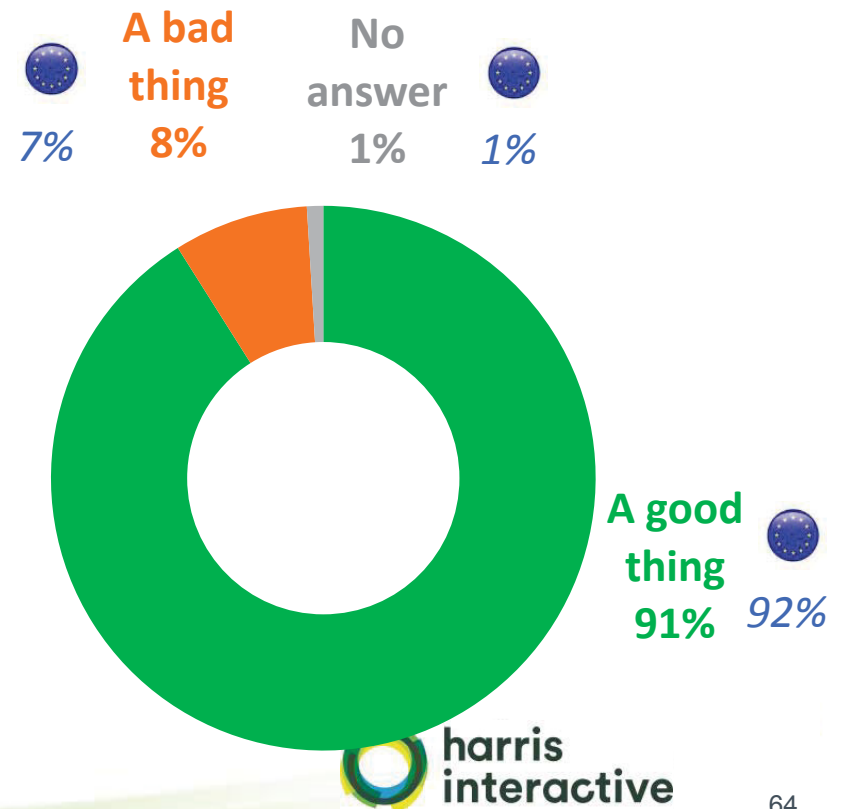
Q23. In 1992, the Malta Convention, a European convention for the protection of the archaeological heritage, was ratified by sixteen member states. The signatory states committed to setting up legislation aimed at protecting archaeological heritage and guaranteeing the scientific nature of archaeological operations. Based on this, do you think that this archaeology convention is...

- To all -



Q24. The Malta Convention could lead to principles and laws making it obligatory to examine archaeological heritage before undertaking any building work. This is what we call development led archaeology or preventive archaeology. In your opinion, this principle of preventive archaeology is:

- To all -



The principle of preventive archaeology is primarily a good thing because it prevents heritage to be destroyed. For the Greek respondents who answered it is a bad thing, it is mostly linked to the fact that, to them, development is more important than preservation.

Q25. What makes you think that the principle of development led archaeology or preventive archaeology is more of a good/bad thing?

- To all -

	Greece
Good Thing	86%
It's good/ general answer	40%
Preservation of heritage to destruction	20%
Avoid irreversible destruction/damage	12%
Better protective measures vs businesses (from speculation)	12%
Transmission to future generations	-
Other - good thing	-
Bad Thing	9%
Development/building/progress are more important than preservation	5%
Cost (Expensive)	-
Causes delay (Bureaucratic), slow down projects	-
Indifferent about archaeology/History	-
Other - bad thing	6%
Don't know/ no idea	5%

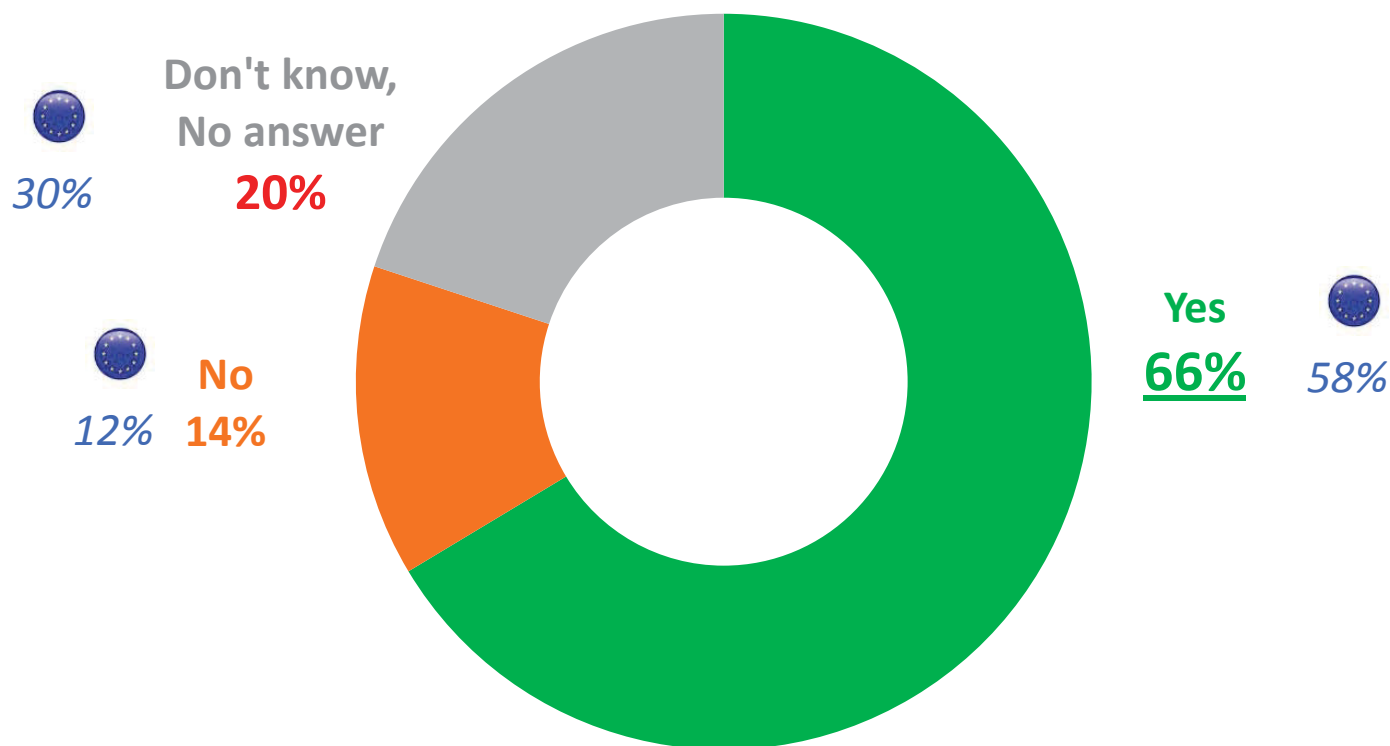


94%
11%
38%
31%
14%
3%
11%
5%
1%
1%
1%
1%
2%
1%

To two thirds of the Greek people (66%), the public sector is bound to manage preventive archaeology. Those results are significantly higher to what is observed in other European countries.

Q26. Do you think that it is up to the public sector to manage development led archaeology or preventive archaeology?

- To all -



Once again, men are far more numerous than women to believe the public sector has to be involved in the management of preventive archaeology. 4 young people out of 10 have no opinion.

Q26. Do you think that it is up to the public sector to manage development led archaeology or preventive archaeology?

- To all -

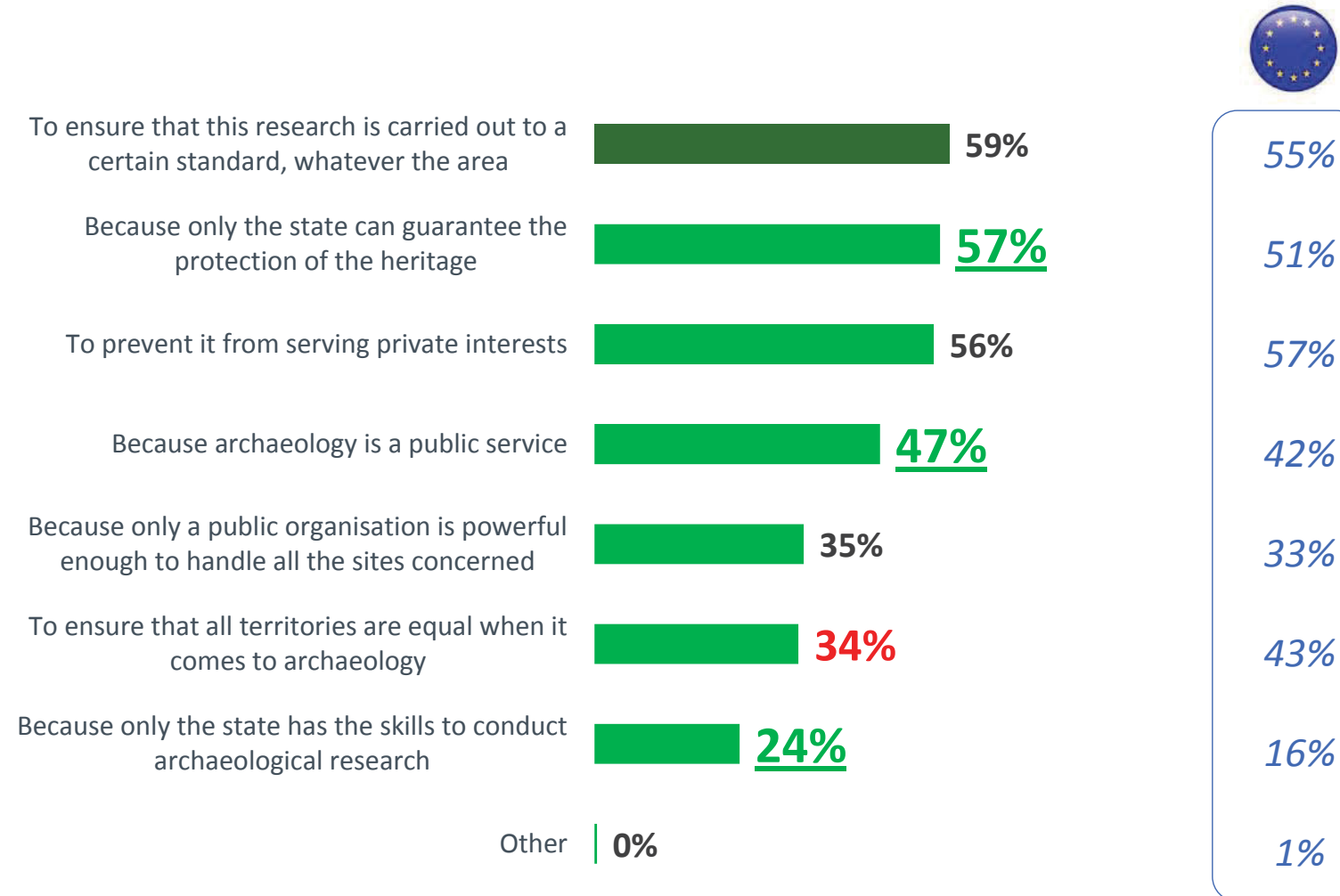
	TOTAL	GENDER		AGE				
		Male	Female	18-24 yo	25-34 yo	35-44 yo	45-59 yo	60 yo and more
Respondents	516	253	263	47	91	97	126	155
Yes	67%	77%	56%	41%	51%	67%	70%	81%
No	14%	14%	14%	19%	23%	14%	15%	5%
Don't know, No answer	20%	9%	30%	40%	26%	18%	15%	14%

	TOTAL	REGION GROUPS				SPC		
		Voreia Ellada	Kentriki Ellada	Attiki	Nisia Aigaiou, Kriti	SPC+	SPC-	Inactive people
Respondents	516	163	114	188	50	210	71	235
Yes	67%	62%	69%	74%	48%	65%	58%	70%
No	14%	15%	8%	14%	22%	19%	17%	8%
Don't know, No answer	20%	23%	23%	12%	30%	16%	25%	21%

Those who declared that the public sector should conduct preventive archaeology justify their choice by mostly explaining it could ensure research to be carried out to a certain standard and only the State can guarantee that.

Q27. Which of the following reasons make you think it would be preferable for the public sector to conduct development led archaeology or preventive archaeology? (Several answers possible)

To those who think that it would be preferable that the public sector should conduct development led archaeology or preventive archaeology : 344



To men, reasons why the public sector should manage preventive archaeology have more to do with the optimistic vision of the State than the pessimistic vision of the private sector in Greece.

Q27. Which of the following reasons make you think it would be preferable for the public sector to conduct development led archaeology or preventive archaeology? (Several answers possible)

To those who think that it would be preferable that the public sector should conduct development led archaeology or preventive archaeology : 344

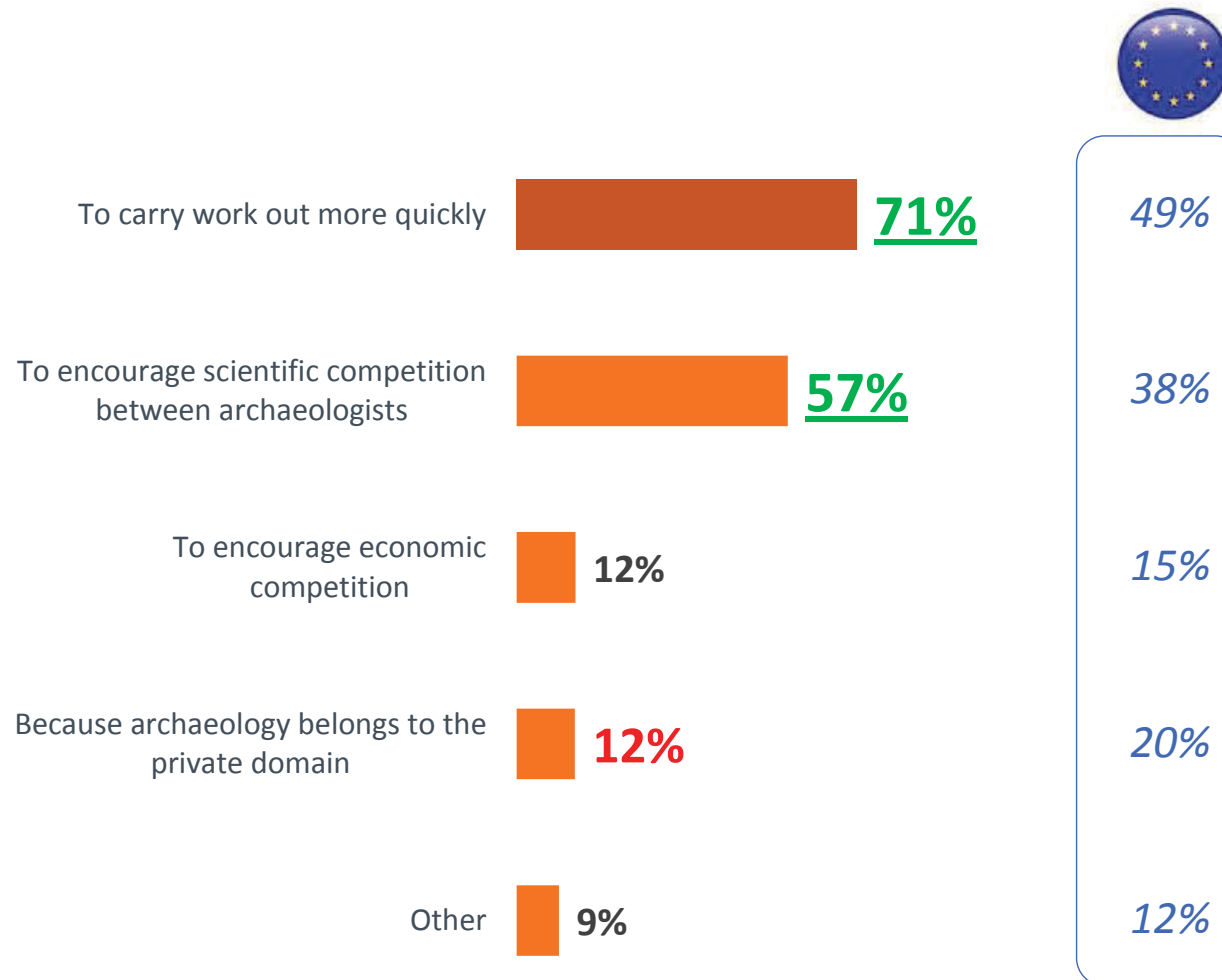
	TOTAL	GENDER		AGE				
		Male	Female	18-24 yo	25-34 yo	35-44 yo	45-59 yo	60 yo and more
Respondents	344	196	148	20	46	65	88	125
To ensure that this research is carried out to a certain standard, whatever the area	59%	56%	62%	76%	62%	53%	61%	57%
Because only the State can guarantee the protection of the heritage	57%	65%	47%	21%	35%	49%	62%	72%
To prevent it from serving private interests	56%	52%	63%	63%	72%	57%	62%	46%
Because archaeology is a public service	47%	53%	40%	39%	40%	42%	45%	56%
Because only a public organisation is powerful enough to handle all the sites concerned	35%	36%	34%	36%	22%	39%	35%	37%
To ensure that all territories are equal when it comes to archaeology	34%	35%	33%	26%	31%	29%	34%	39%
Because only the State has the skills to conduct archaeological research	24%	31%	15%	6%	9%	28%	25%	30%
Other	0%	0%	1%				2%	
No answer	0%		1%			2%		

	TOTAL	REGION GROUPS				SPC		
		Voreia Ellada	Kentriki Ellada	Attiki	Nisia Aigaiou, Kriti	SPC+	SPC-	Inactive people
Respondents	344	101	79	139	24	137	41	165
To ensure that this research is carried out to a certain standard, whatever the area	59%	50%	68%	63%	41%	62%	50%	59%
Because only the State can guarantee the protection of the heritage	57%	41%	66%	67%	42%	51%	46%	66%
To prevent it from serving private interests	56%	58%	53%	58%	54%	72%	54%	44%
Because archaeology is a public service	47%	64%	31%	50%	17%	44%	36%	53%
Because only a public organisation is powerful enough to handle all the sites concerned	35%	29%	35%	41%	25%	39%	32%	32%
To ensure that all territories are equal when it comes to archaeology	34%	22%	39%	40%	31%	42%	34%	27%
Because only the State has the skills to conduct archaeological research	24%	25%	40%	16%	16%	19%	22%	29%
Other	0%	1%		0%			2%	0%
No answer	0%	1%				1%		

Those who declared that the public sector should not conduct preventive archaeology justify their opinion through the need to carry work out more quickly and to encourage scientific competition. Those two reasons are more invoked than in the rest of Europe.

Q28. Which of the following reasons make you think it would be preferable for the public sector not to conduct development led archaeology or preventive archaeology? (Several answers possible)

To those who think that it would be preferable that the public sector should not conduct development led archaeology or preventive archaeology : 71



Profile details of respondents

Profile details of respondents

Greece

GENDER

Base	516	100%
Man	253	49%
Woman	263	51%

AGE

Base	516	100%
18-24 yo	48	9%
25-34 yo	91	18%
35-44 yo	97	19%
45-59 yo	126	24%
60 yo and more	154	30%
Average	45,8	

SPC

Base	516	%
SPC+	210	41%
SPC -	71	14%
Inactive	235	46%

REGION

Base	516	100%
Voreia Ellada	163	32%
Kentriki Ellada	114	22%
Attiki	188	36%
Nisia Aigaiou, Kriti	51	10%