


BARTHOMLEY NAVE ROOF.


Plate XXVIII.




MALPAS NAVE ROOF.




GRESFORD CHANCEL ROOF.



ASTBURY SOUTH AISLE ROOF.




ST. MARY'S, CHESTER, NAVE ROOF.




RUTHIN NORTH NAVE ROOF.




WITTON, NORTHWICH, NAVE ROOF.



WITTON, NORTHWICH, NAVE ROOF.




CAWSWORTH NAVE ROOF.




LLANRHAIADR, D.C., DENBIGH, CHANCEL ROOF.




BANGOR-ON-DEE SANCTUARY ROOF.




AUDLEM NORTH AISLE ROOF.




ASTBURY NORTH AISLE ROOF.



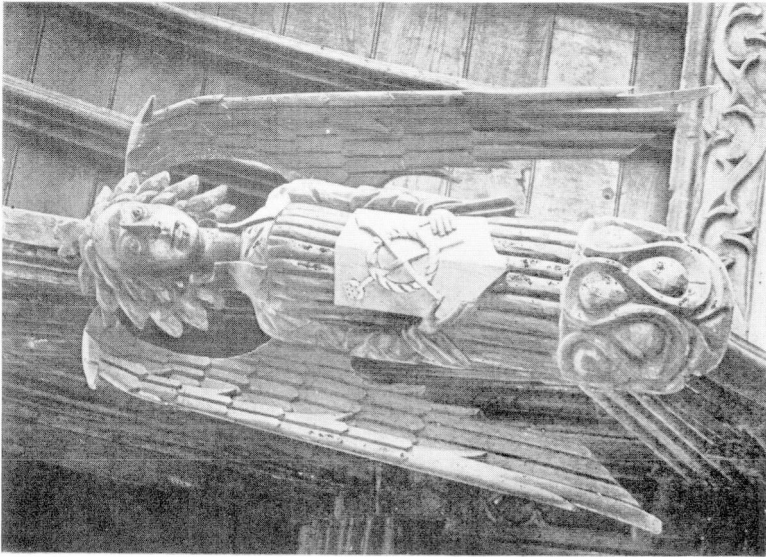
GAWSWORTH CHANCEL ROOF.




BARTHOMLEY NORTH AISLE ROOF.




GRESFORD NAVE ROOF.




CILCAIN NAVE ROOF.




WHITCHURCH, DENBIGH, NAVE ROOF.




LLANYNYS, DENBIGH, NAVE ROOF.




CILCAIN NAVE ROOF.



LLANGYNHAFAL NORTH NAVE ROOF.

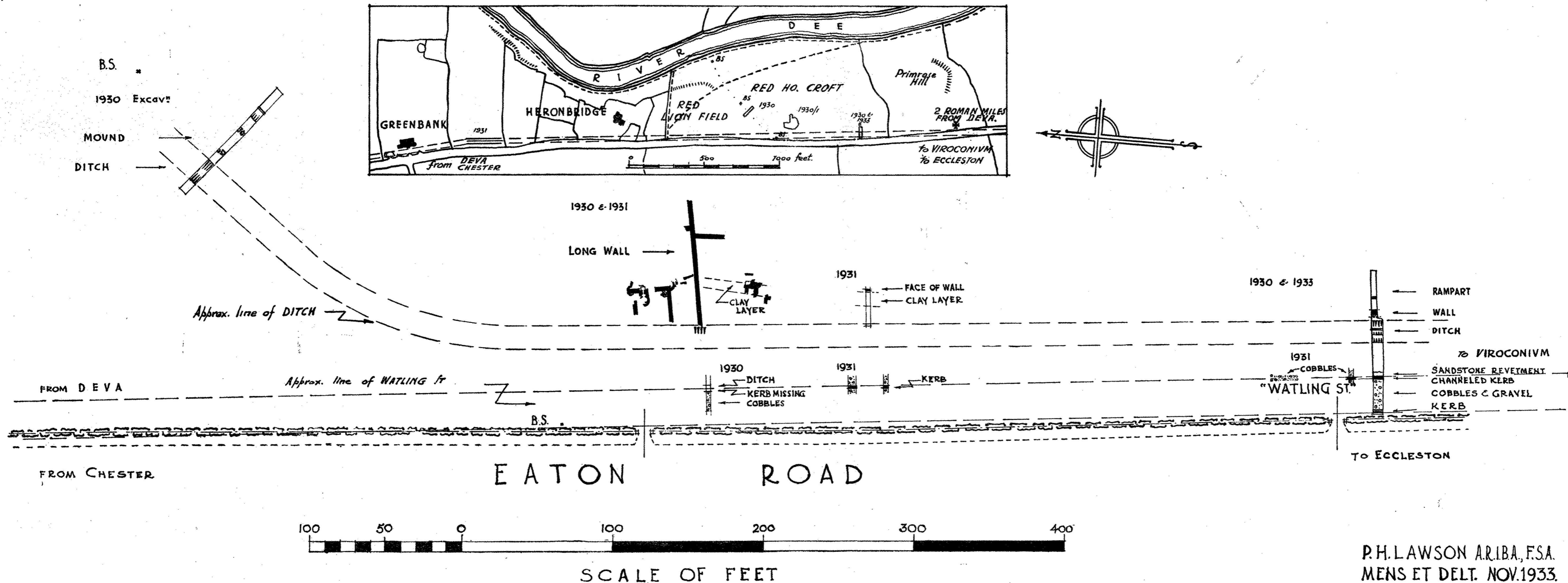


LLANARMON NAVE ROOF.



LLANELIDEN NORTH PORCH ROOF.

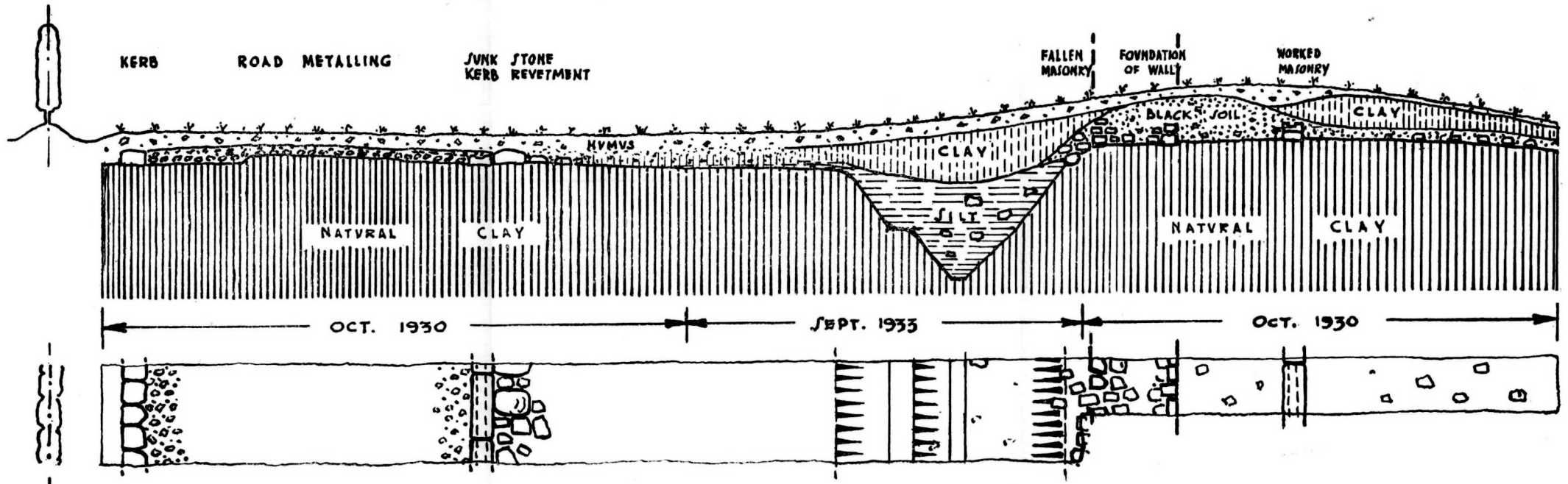
ROMAN SITE AT HERONBRIDGE CHESTER KEY PLAN



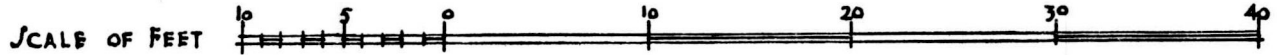
P.H. LAWSON A.R.I.B.A., F.S.A.
MENS ET DELT. NOV. 1933.

ROMAN SITE AT HERONBRIDGE CHESTER

TRIAL EXCAVATIONS ACROSS "WATLING ST" & MOUND 1930 & 1933



PLAN AND SECTION



P. H. LAWSON ESQ. ARCHAEOLOGIST.
MENS ET DELT. SEPT. 1933.

