

## Great Bowden Heritage & Archaeology

Field Walking at Russell's Seeds, Leicester Lane, Market Harborough

Grid Reference: SP73570 88914 (centre of field)

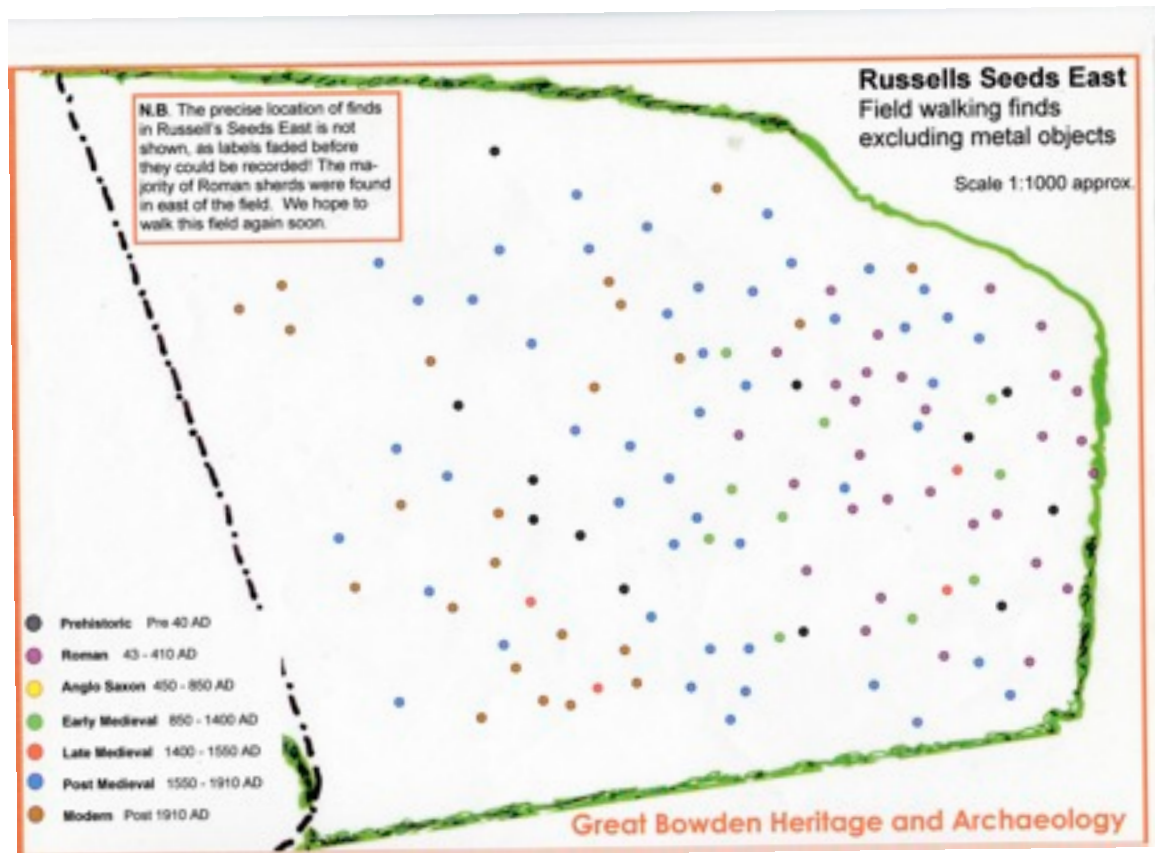
Dates: 2005, 24th September 2007, 11th September 2011



**Location.** The field lies to the west of Great Bowden village just beyond the parish boundary. It is on slightly rising ground north of the foot of Bowden Ridge. There are a number of springs rising on the north facing slope opposite. At the eastern end of the field there is a visible plateau area. The field is bisected by a footpath running north to south (Probably part of an old track running from the Langtons to Market Harborough). The two halves of the field have been walked at different times.

**Associated documents.** GBHA Field walking reports from Chater's Hill, Burnmill Road Webb's Meadow, Burnmill Road and the lower part of Green's Hill, Burnmill Road. All are

within Market Harborough. (Great Bowden Heritage & Archaeology) and the ULAS report 2011-097 on excavations at Waterfield Place, Bowden Ridge. Harvey, J. (2011) An Archaeological Evaluation of Land north of Waterfield Place, Market Harborough, Leicestershire (SP 735 883). Leicester: University of Leicester Archaeological Services (ULAS), 2011-097. <https://doi.org/10.5284/1022212>



### 2005/GBH/RSE - East of the Footpath

**Method.** In 2005 the field was in arable set aside. it was walked in north to south traverses at 10 metre intervals starting at the junction of the footpath with the northern field boundary and working eastwards. Stints would have been at 20 metre intervals. Unfortunately while the finds were awaiting identification the labels on the bags faded in the sun and we were unable to allocate them to specific traverses and stints. The finds were therefore identified by type, and are not located on a grid. However the majority of Roman finds were found towards the east of the field.

**2005 Finds Summary** (detailed lists given at end of this report) Prehistoric = 11 flints,

1 sherd Iron Age, Roman = 27 sherds (Grey ware, Lower Nene Valley Grey ware, colour coated ware, tessera, hypocaust tile)

Early medieval and medieval = 16 sherds (Midland Purple, Lyveden Stanion ware, Potters Marston ware)



Early post medieval and post medieval = 76 sherds (Late Midland Purple, North Midlands Earthenware EA1, Cistercian ware, mottled ware, Staffordshire slipware, Midland yellow, clay pipes, earthenwares including some pancheons, stoneware), Modern, white and blue and white 12 sherds.

**24th September 2007**

**2007/GBH/RSW**

### **West of the Footpath**

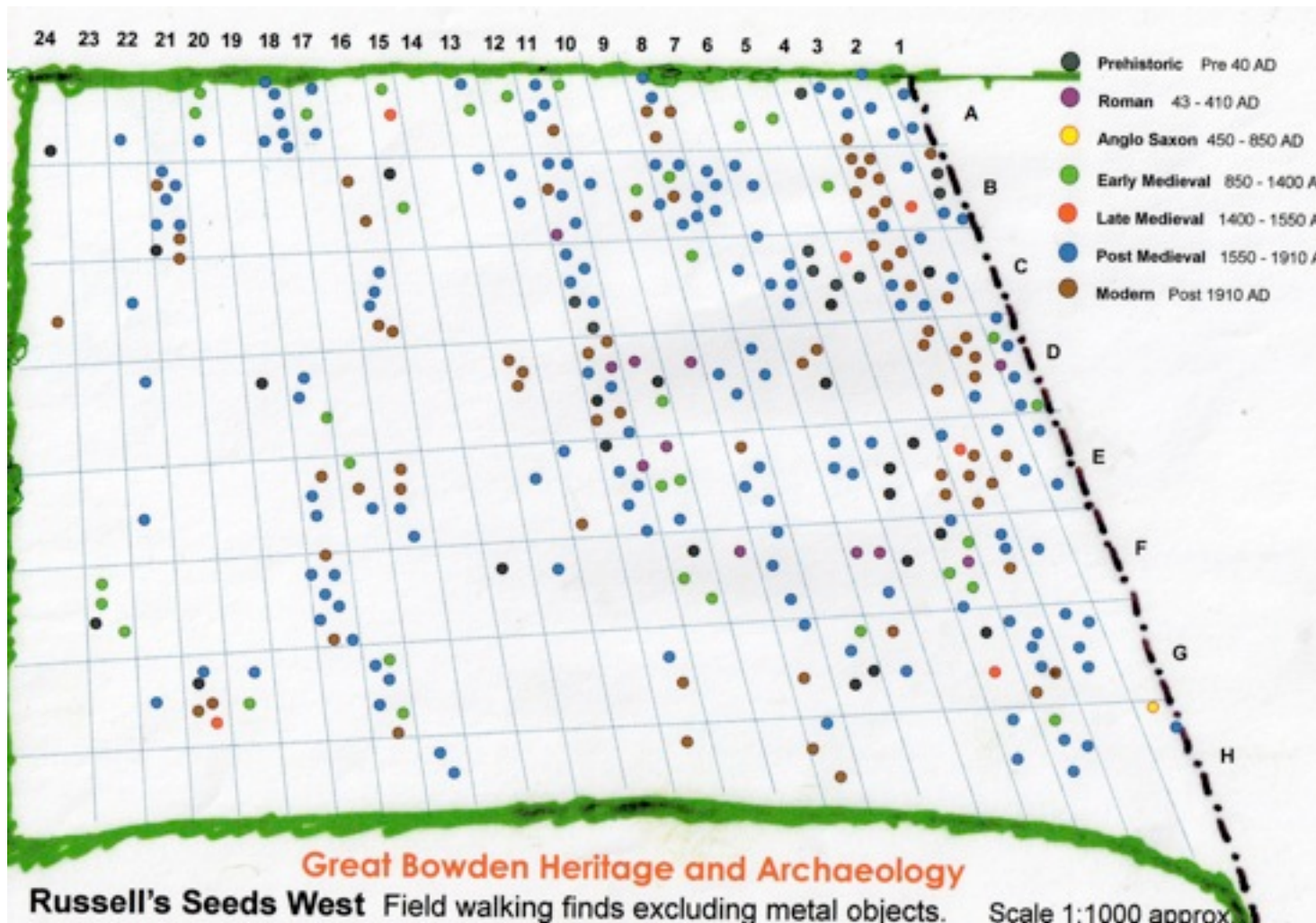
**Method.** In September 2007 the western half of the field was walked. There were 24 traverses at 10 metre intervals starting at the junction of the footpath and the northern field boundary, working westwards. Stints were at 20 metre intervals.

### **2007 Finds Summary.**

(details at end of report  
**Report EN No 9296)**

Prehistoric = 25 flints, 8 sherds (Late Iron Age grog tempered ware)

Roman = 11 sherds (greyware, Lower Nene



Valley greyware)

Anglo-Saxon = 1 sherd, Early medieval and medieval = 38 sherds (Stamford ware, Lyveden Stanion ware, sandyware, Midland purple), Early post medieval and post medieval = 160 sherds (Hard fired earthenware EA1,2 and 6A, Cistercian ware, mottled ware, stoneware, Staffordshire slipware, pancheon type wares, Midland yellow, clay pipes) Modern, white and blue and white sherds not counted.

### **Field Walking at Russell's Seeds, Leicester Lane on 11th September 2011**

**Site Code: GBH2011 RSE2 - East of the Footpath**

**Method.** The eastern half of the field was re walked at right angles to the original field walk in 2005. Nineteen traverses at 10 metre intervals were walked in an east-west direction starting at the footpath. Stints changed at 30 metre intervals along the traverse. The field had been recently shallow ploughed but not yet drilled. Conditions were extremely dry and dusty making it difficult to spot pottery on the ground. There was a large team of walkers with about 50 per cent novices.

**2011 Finds Summary** (detailed list at end of report).

Prehistoric = 6 flints, 1 sherd Late Iron Age. Roman = 4 sherds (Lower Nene valley greyware, greyware)

Early medieval and medieval = 23 sherds (Bourne ware, Lyveden Stanion ware, Midland purple)

Early post medieval and post medieval = 88 sherds (Hard fired earthenware EA1 & 2, Cistercian ware, mottled ware, Midland yellow, stoneware, Staffordshire slipware, earthenwares including pancheons, clay pipes)

Modern, white and blue and white sherds x 12.

## **Finds from Fieldwalking in 2005 by Great Bowden Heritage at Russell Seeds, Leicester Lane, Market Harborough, East of the footpath.**

Verified by Richard Pollard, Curator Archaeology, Leicestershire County Council, Environment & Heritage Services on 22th July 2008 in Identification Service Report EN No. 9296.

### **Pottery**

Prehistoric, Iron Age, Calcite gritted ware, 1 sherd = 9.05 grams(CG1)

Roman, greyware, 13 sherds = 138.2 grams (GW & LNVGW))

Roman, colour coated ware, 7 sherds = 76.55 grams. All are Lower Nene Valley colour coated including a bead and flange dish, a rolled rim bowl-jar, a 'Drag 31' bowl which has lost its beaded lip, and a bulbous beaker neck shoulder sherd.(LNVCC)

Medieval, Potters Marston ware, 1 sherd = 8.45 grams, uncommon in SE Leicestershire.

Medieval, Lyveden Stanion oolitic limestone ware, 12 sherds = 61.4 grams. (LY1) Some may be the shelly LY4.

Late medieval, Midland Purple, 5 sherds = 78.4 grams (MP)

Post medieval, mottled ware, 4 sherds = 11 grams (EA3)

Post medieval, Staffordshire slipware, 2 sherds = 20.85 grams (EA7)

Post medieval, Midland Yellow, 2 sherds = 20.5 grams (EA/Y)

Post Medieval, pantheon type, North Midlands Earthenware, EA1. EA2, EA6A, 23 sherds = 705 grams

Post medieval, English Stoneware, various types, 7 sherds = 132.90 grams

Post medieval, German Stoneware handle, possibly 16th-17th century = 43 grams

Modern, glazed tableware, 12 sherds = 39.5 grams (EA10)

## **Other Finds**

### **Ceramic other than pottery**

Roman, Hypocaust tile x 2 = 39.49 grams. One is a flue tile the other possibly flue tile.

Roman, ceramic tessera x 1 = 17.75 grams

Post medieval, Clay pipe, 3 x pipe stems (2 wide, 1 narrow) also 1 x part of pipe bowl = 10.15 grams

Undated various ceramic building materials, including painted pantile, brick and tile fragments x 14 = 322 grams, sewer pipe x 3 = 94.9 grams.

### **Worked stone & flint**

Prehistoric, 11 x worked flints

including 1 end scraper (a type used in the Palaeolithic, Mesolithic, Neolithic and Bronze Age), 2 struck fragments and 3 flakes = 332 grams

Undated. 17 pieces of roof slate, some Welsh, some Swithland = 664 grams

Worked stone, 1 x building stone, 1 x honing stone, 1 x stone with a bitumen layer = 43.69 grams.

### **Metal & metal working**

Lead stopper x 1 = 18.00 grams

White lead strip x 1 = 12.05 grams

Slag x 3 = 36 grams

### **Glass**

Roman (Possibly) x 1 glass handle = 4.7 grams

Post medieval, various bottle or vessel glass x 5 = 37.95 grams

## Leicestershire County Council, Environment and Heritage Services

Archaeological Services Team, Room 500, County Hall, Leicester Road,  
Glenfield, Leicester LE3 8TE  
Telephone 0116 305 8324 / 8325 / 8326 / 8327  
Fax 0116 305 7965  
Email: [museums@leics.gov.uk](mailto:museums@leics.gov.uk)  
Website: [www.leics.gov.uk/museums](http://www.leics.gov.uk/museums)

## Identification Service Report

**EN No. 9296**

Identifications are supplied free of charge. The following report represents the opinion of a member of staff and we cannot guarantee its accuracy. **It should not be regarded as a certificate of authentication.**

Report by	Position	Date
Richard Pollard	Curator Archaeology	08.07.2008

### Fieldwork details

Parish	Market Harborough	NGR	SP 736 889
Field name	Russell's Seeds, Leicester Lane	HER	
Method	fieldwalking	Date	24.09.2007
Enquirer, Fieldwork Group	Great Bowden Heritage	EN form no.	EN 9296

The eastern part of the field, east of the footpath that bisects it, was walked in 2005 using the Traverse and Stint method. Unfortunately, the labels that identified the collection units faded before the material was submitted for identification: the assemblage is thus divided by material alone.

The western part of the field was also walked by Traverse and Stint, on 24.09.2007: the finds are tabulated here by collection unit.

### Comment

There are 34 Late Iron Age and Roman sherds, of which 4 are LIA-early Roman grog-tempered (GT1 and GT3). Several are diagnostically late Roman (mid 3<sup>rd</sup>-4<sup>th</sup> century), including bead-and-flange dishes in LNVCC and GW, a Dragendorff 31 type bowl and a bulbous beaker in LNVCC, and, possibly, a necked jar in CG1B. The list comprises, by fabric, sherd count and collection unit.

Parish	Market Harborough	NGR	SP 736 889
Field name	Russell's Seeds, Leicester Lane	HER	
Method	fieldwalking	Date	24.09.2007
Enquirer, Fieldwork Group	Great Bowden Heritage	EN form no.	EN 9296

LNVCC: 7 (all East); LNVGW: 4 (9D x 1, 9F x 1, East x 2); GW: 17 (4F x 1, 6F x 2, East x 14); WW1: 1 (11B); CG1(B?): 1 (East); GT1: 2 (10F x 1, West random pick up x 1); GT3: 2 (both 7G).

Other Roman material includes single certain examples of flue tile and tessera, both from East. A glass fragment from East, may be a handle, and might be Roman.

The Late-Iron Age-early Roman pottery is all from west of the footpath, whereas the diagnostic Roman material is mostly from east of the footpath (24 out of 30 sherds) as are the flue tile and tessera. This suggests that the focus of activity shifted to the east during the earlier part of the Roman period, possibly with an intensification of pottery deposition.

The single sherd of Early Anglo-Saxon pottery is from the west of the field, 1H.

More detailed interpretation is not possible without a site plan showing the location of the footpath and the site fieldwalking grid labelled to show the location of each numbered traverse and stint.

### Key to some of the terms used.

Flint (Sections marked \* adapted from Chris Butler, *Prehistoric Britain* (Tempus Publishing, 2005))

\* Blade, Bladelet: flakes that have a length more than twice their width. Bladelets have a width less than 12mm. True blades and bladelets have more or less parallel edges and ridges, and feature in assemblages of Upper Palaeolithic to Early Neolithic (blades) and Final Upper Palaeolithic and Mesolithic (bladelets) dates. Most Mesolithic microliths were made from bladelets.

\* Flake: general term for all fragments that have been struck from a core or nodule. A flake may be intended for manufacture into a tool, or may simply be debitage ('waste flakes').

Natural: a piece of flint which appears not to have modified by *deliberate* human action. May include pieces that have been struck by chance, e.g. during ploughing.



Parish	Market Harborough	NGR	SP 736 889
Field name	Russell's Seeds, Leicester Lane	HER	
Method	fieldwalking	Date	24.09.2007
Enquirer, Fieldwork Group	Great Bowden Heritage	EN form no.	EN 9296

Struck fragment: a piece of flint thought to have been deliberately struck, but which does not fall easily into any of the tool or debitage (knapping) categories.

Worked: denotes a flake that has been modified (retouched) but on which the completion of the process of conversion into a tool is not certain.

#### Fired Clay

CBM: ceramic building material. Various brick, tile.

Field drain. Unglazed earthenware dating from 18<sup>th</sup> century onwards. Various tubular and U/horseshoe section types. Most distinctive are the 19<sup>th</sup>-20<sup>th</sup> century tubular machine extruded pipes which have smooth inside and outside surfaces.

#### Pottery

See LCCEHS Guide to Pottery Fabric Codes

#### Clay tobacco pipes

These have been roughly divided into narrow and wide bore stems. English stem bores progressed from around 3mm in the late 16<sup>th</sup> century, with examples from the late 17<sup>th</sup> century being 2.4 to 3mm. By the mid 18<sup>th</sup> century they averaged 2.4mm. These all fall into the 'wide bore' group below. Pipes from the second half of the 19<sup>th</sup> century tend to be c. 1.6mm: these are the 'narrow' bore below. Broadly speaking, therefore, the wide bore pipes are early post medieval, and the narrow bore stems late medieval.

#### **Russell's Seeds West**

Traverse + Stint	R Pollard identification and comments
1A	1 x clay pipe stem (narrow), 1 x EA6A, 1 x slate fragment
1B	1 x glass bottle stopper, 2 x flint (snapped bladelet, retouched flake (scraper?), 1 x Industrial Slipware, 1 x EA2, 1 x slate
1D	1 x LY1, 1 x EA6A, 1 x Midland yellow, 1 x EA2 (smallest), 1 x GW (necked bowl rim), 1 x EA1, 1 x Medieval Sandy Ware(?): glazed.
1E	2 x stoneware (1 sewer pipe, 1 SW5), 1 x Yellow-ware
1H	1 x EA2, 1 x Early Anglo-Saxon oolitic temper, 1 x natural flint
2A	1 x EA2, 1 x EA field drain, 2 x slate, 1 x 19-20 <sup>th</sup> c. Stoneware (SW5)
2B	1 x EA6A, 1 x CW/MB (glazed on both surfaces)

2C	1 x Midland Yellow, 1 x EA2, 1 x flint (not sure if worked), 1 x EA10
2D	4 x EA10, 1 x 19 <sup>th</sup> -20 <sup>th</sup> c. grey SW5 stoneware
2E	1 x EA10, 1 x Yellow-ware, 1 x 19 <sup>th</sup> -20 <sup>th</sup> c. SW5
2F	1 x EA2
2G	4 x EA10, 2 x Yellow-ware
3A	2 x clay pipe stems (narrow), 1 x EA2, 1 x EA10
3B	1 x CBM, 5 x EA10, 1 x EA9?, 1 x EA10 ?Industrial Slipware
3C	4 x EA10, 1 x EA9?, 2 x clay pipe stems (narrow)
3D	3 x EA10 (1 lid fragment)
3E	1 x clay pipe bowl, 1 x slate, 1 x CW/MB, 4 x EA10
3F	1 x natural flint, 1 x clay pipe bowl, 1 x blue & white pottery (EA10), 1 x EA6B
3G	1 x EA1 rim, 1 x green glass (post-med. bottle), 1 x EA2, 1 x 19 <sup>th</sup> c. field drain, 2 x blue and white glazed EA10
3H	1 x LY1, 2 x 19 <sup>th</sup> c. field drain, 1 x EA1, 1 x EA10
4A	1 x flint blade
4B	1 x natural flint, 1 x ST3 (early medieval Stamford Ware)
4C	1 x Midland Purple, 1 x flint flake
4E	1 x nail, 1 x struck flint – blade (with cortex), but possible modern, 2 x SW5
4F	1 x flint blade, 1 x Roman greyware, 2 x LY1, 1 x SW5, 1 x EA1, 1 x LY1 (reduced)
4G	1 x natural flint, 1 x Midland Purple
4H	1 x piece of old glass (molten at some stage):vessel, post medieval
5A	1 x LY1
5C	4 x flint (1 core with microliths removed: i.e. bladelet core; 2 flakes; 1 side scraper – a type used in the Palaeolithic, Mesolithic, Neolithic and Bronze Age)
5E	1 slipware (EA7), 2 x flint flakes
5F	1 x flint flake
6A	1 x LY1
6B	1 x natural flint, 1 x Midland Yellow, 1 x EA7 slipware,
6C	1 x EA6, 2 x post med. Stoneware SW5 19 <sup>th</sup> -20 <sup>th</sup> c., 1 x ceramic sheep ornament (or spaniel?), 2 x industrial waste (iron slags)
6D	2 x 'blue and white' EA10, 1 x flint (blade core?)
6E	1 x EA6B, 1 x tile (post medieval), 1 x clay pipe stem (wide)
6F	2 x Roman greyware, 1 x industrial waste, 1 x coal? (with mica deposit), 1 x mottled ware
6G	1 x modern glass vessel, 1 x coal or industrial waste, 1 x EA1
7B	1 x EA2, 1 x EA oxidised, 1 EA/Y
7C	1 x EA6A
7D	2 x pancheon ware (both EA2)
7G	1 x LY1, 1 x pancheon ware (EA2), 2 x GT3 (late Iron Age/early Roman coarse grog tempered)
8A	1 x pancheon ware (EA2), 3 x white glazed china (EA10), 1 x part clay pipe bowl, 1 x MB
8B	1 x EA1/2, 1 x LY1, 1 x white china (EA10), 1 x EA7 slipware, 4 x pancheon ware (EA2)
8C	1 x LY1



8D	1 x EA2, 1 x EA7 slipware
8E	1 x (roof?) tile fragment, 1 x Midland Yellow, 2 x pancheon ware (EA2)
8F	2 x pancheon ware (EA1/2, EA2), 1 x roof tile, 1 x EA1, 1 x white glazed (EA10)
8G	1 x 19 <sup>th</sup> c. field drain, 1 x modern pottery (EA/Y?)
8H	1 x pancheon ware (EA2), 1 x unglazed field drain, 1 x white glazed (EA10)
9B	1 x ST3, 1 x glass stopper
9D	1 x slate, 1 x LNVGW (Roman)
9F	1 x LNVGW (Roman)
10A	1 x LY1, 1 x flint flake (modern/natural?)
10B	1 x pancheonware (EA1/2)
10D	1 x greyware, 1 x flint (core?), 1 x LY1 rim (or LY4/CS)
10E	1 x greyware, 2 x LY1, 1 x pancheon ware rim (EA1/2)
10F	1 x Late Iron Age rim (GT1), 2 x LY1, 2 x natural flint
11A	2 x pancheon ware (EA2), 1 x ? EA4/5 mottled ware, 1 x blue and white pottery (EA10)
11B	1 x green bottle glass, 1 x EA2, 1 x WW1 (Roman), 1 x EA2 with yellow glaze, 1 x EA4/5?
11C	2 x EA2, 1 x EA6A, 1 clay pipe stem (narrow), 2 x GT3
11D	1 x greyware (cordoned/?carinated bowl), 1 x clay pipe stem (wide), 1 x GT3, 1 x post med. Stoneware (SW5), 2 x CBM, 1 x CBM/drain, 1 x field drain
11E	1 x decorative clay pipe stem (wide), 1 x EA6A, 1 x flint struck fragment, 1 x post med. Stoneware (SW5), 1 x LNVGW pie dish (the sherd ID'd by GBHG as Potters Marston ware)
11G	1 x Midland Black ware, 1 x blue and white pottery (EA10)
11H	1 x natural flint, 1 x field drain
12A	1 x animal tooth, 1 x LY1
12B	2 x clay pipe stems (narrow)
12E	1 x EA/Y, 1 x mod. glazed stoneware (SW5)
13A	1 x pancheon ware (EA2), 1 x MS (Med. Sandy ware)
13B	1 x EA7 (slipware)
13D	3 x white modern pottery (EA10), 1 x EA7 (slipware)
13E	1 x clay pipe stem (wide?)
13F	1 x EA7 (slipware)
14F	1 x flint: blade core?
15A	1 x LY1 base, 1 x MP
15G	1 x nail, 1 x flint flake (notched piece – a type found in most periods of prehistory), 1 x LY1
16B	1 x natural flint, 2 x mod glazed pot (EA10, EA/Y) 1 x CBM
16C	1 x pancheon ware (EA2), 1 x clay pipe stem (narrow), 1 x EA1, 1 x CBM, 2 x pieces of modern vessel glass
16E	1 x copper alloy button, 2 x CBM, 1 x EA1, 1 clay pipe stem (narrow)
16H	1 x pancheon ware (EA2), 1 x mod glazed (EA/Y)
17A	1 x LY1, 1 x EA2 (slipware), 1 x clay pipe stem (narrow)
17E	1 x SW5 (stoneware), 1 x mod. Glazed (EA/Y), 1 x LY1

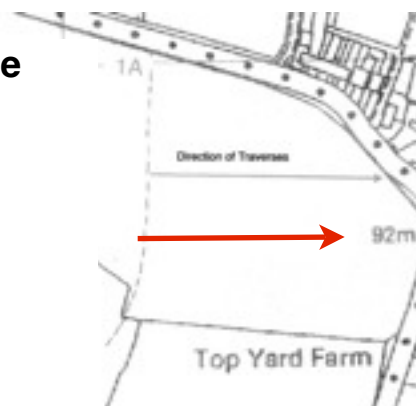
17G	3 x pancheon ware (EA2), 1 x field drain, 1 x LY1, 1 x ST3
18A	3 x pancheon ware (2 x EA2, 1 x EA6A), 2 x mod. glazed (EA/Y, EA10), 1 x EA7 (slipware), 1 x SW5 stoneware, 1 x EA6B/MB rim
18D	1 x clay pipe stem (wide), 1 x LY1, 1 x EA/Y
18E	1 x clay pipe stem (narrow), 1 x pancheon ware (EA2), 1 x CBM
18F	1 x clay pipe stem (narrow), 2 x slipware (EA7), 2 x stoneware (SW5), 2 x field drain, 1 x EA6B
19D	1 x flint struck fragment
19H	1 x slate fragment (Swithland/Groby?)
20A	2 x LY1, 1 x pancheon ware (EA2)
20G	1 x EA7 slipware, 1 x LY1
21B	3 x pancheon ware (EA2), 1 x natural flint (or struck fragment), 1 x field drain, 1 x EA6B, 1 x mod yellow glazed (EA/Y), 1 x clay pipe stem (narrow), 1 x sewage drain
21G	1 x pancheon ware (EA2), 1 x natural flint (or struck fragment), 2 x mod. Glazed (late EA, cf EA6B – reduced, overall glaze is brown ext, white int, EA10), 1 x MP
22 (all)	1 x clay pipe bowl (wide), 1 x pancheon ware (EA2), 1 x clay pipe stem (narrow), 1 x stoneware cf. Cologne Bellarmine type, but possibly English, 1 x EA4/5? mottled
23F	2 x LY1, 1 x OS (grey interior: medieval?), 1 x flint flake
24A	1 x flint blade
24C	1 x floor tile
Random Pick up	2 x LY1, 1 x flint blade core, 2 x EA1, 3 x tile, 2 x SW5 stoneware, 2 x pancheon ware (EA2: 1 pancheon rim, 1 hollow-ware with glaze both sides), 1 x EA6A pancheon rim, 1 x GT1 (LIA/early Roman, jar with cordon)

## Finds from Field Walking Russell Seeds East of the Footpath on 11th September 2011 -

Finds were verified by Leicestershire Community Archaeologist. (Peter Liddle) -

**Site Code: GBH2011 RSE2**

Red arrow shows direction of Traverses



GBH2011 RSE2 4E	post medieval 1 x pancheon ware
GBH2011 RSE2 5A	post medieval 1 x pancheon ware
GBH2011 RSE2 6B	post medieval 1 x pancheon ware
GBH2011 RSE2 7A	medieval 1 x LY1(Lyveden Stanion oolitic limestone ware)
GBH2011 RSE2 7A	post medieval 1 x Cistercian Ware CW
GBH2011 RSE2 7A	post medieval 2 x pancheon ware
GBH2011 RSE2 7A	post medieval, 1 x Midland Yellow
GBH2011 RSE2 7A	1 x clay pipe stem (small bore)
GBH2011 RSE2 7B	medieval 1 x Midland Purple (MP - abraded)
GBH2011 RSE2 7B	early post medieval 1 x EA1
GBH2011 RSE2 7B	post medieval 1 x pancheon ware
GBH2011 RSE2 7C	post medieval 1 x pancheon ware
GBH2011 RSE2 7C	post medieval/modern 1 x blue & white china
GBH2011 RSE2 7C	glass 1 from heavy duty bottle
GBH2011 RSE2 7E	post medieval 1 x mottled ware base
GBH2011 RSE2 7E	post medieval 2 x stoneware
GBH2011 RSE2 7E	post medieval 4 x pancheon ware
GBH2011 RSE2 7E	post medieval/modern 1 x blue & white
GBH2011 RSE2 7E	glass 1 x heavy brown
GBH2011 RSE2 7F	early post medieval 1 x Earthenware EA1
GBH2011 RSE2 7F	post medieval 1 x Midland Black ware
GBH2011 RSE2 7F	post medieval 1 x clay pipe stem (small bore)
GBH2011 RSE2 8A	post medieval 1 x CW cup base
GBH2011 RSE2 8A	post medieval 1 x CW
GBH2011 RSE2 8A	post medieval 1 x pancheon ware

GBH2011 RSE2 8D	medieval 2 x LY1
GBH2011 RSE2 8D	medieval 2 x MP
GBH2011 RSE2 8D	post medieval 1 x mottled ware
GBH2011 RSE2 8D	post medieval 1 x stoneware
GBH2011 RSE2 8D	post medieval 1 x yellow ware
GBH2011 RSE2 8E	medieval 1 x LY1
GBH2011 RSE2 8E	post medieval 2 x pancheon ware
GBH2011 RSE2 8E	post medieval 1 x slipware
GBH2011 RSE2 8F	medieval 1 x LY1
GBH2011 RSE2 8F	post medieval 2 x pancheon ware
GBH2011 RSE2 8F	post medieval 1 x clay pipe stem (large bore)
GBH2011 RSE2 8F	post medieval/modern 2 x blue & white china
GBH2011 RSE2 9B	post medieval 1 x pancheon ware
GBH2011 RSE2 9B	post medieval 1 x clay pipe stem (small bore)
GBH2011 RSE2 9B	post medieval/modern 1 x white china
GBH2011 RSE2 9C	post medieval 1 x pancheon ware
GBH2011 RSE2 9C	unknown date and type?
GBH2011 RSE2 9C	post medieval/modern 1 x white china
GBH2011 RSE2 9D	prehistoric 1 x flint struck fragment
GBH2011 RSE2 9D	post medieval 1 x EA2
GBH2011 RSE2 9D	post medieval 1 x yellow ware
GBH2011 RSE2 9D	post medieval 2 x clay pipe stems (small bore)
GBH2011 RSE2 9D	post medieval/modern 2 x china
GBH2011 RSE2 9E	1 x oyster shell
GBH2011 RSE2 9E	medieval 1 x LY
GBH2011 RSE2 9E	post medieval 1 x pancheon ware
GBH2011 RSE2 9E	post medieval/modern 3 x china
GBH2011 RSE2 10A	prehistoric burnt flint
GBH2011 RSE2 10A	medieval 1 x LY1
GBH2011 RSE2 10A	post medieval/modern 1 x blue & white pottery
GBH2011 RSE2 10A	1 x industrial waste
GBH2011 RSE2 10C	Roman 1 x LNV greyware (Lower Nene Valley)
GBH2011 RSE2 10C	medieval 2 x LY1 (1 with glaze)
GBH2011 RSE2 10C	post medieval 1 x clay pipe stem (small bore)
GBH2011 RSE2 10C	post medieval 1 x part clay pipe bowl (plain)
GBH2011 RSE2 10C	post medieval 1 x EA2
GBH2011 RSE2 10C	post medieval/modern 1 x blue & white china
GBH2011 RSE2 10D	post medieval/modern 1 x green glass
GBH2011 RSE2 10E	post medieval 1 x stoneware
GBH2011 RSE2 10E	post medieval 2 x decorative yellow ware
GBH2011 RSE2 10E	post medieval 1 x pancheon ware
GBH2011 RSE2 10E	post medieval 1 x blue & white pottery
GBH2011 RSE2 10E	post medieval/modern 1 x white china
GBH2011 RSE2 11A	post medieval 1 x stoneware

GBH2011 RSE2 11A	post medieval/modern 1 x white pottery
GBH2011 RSE2 11B	post medieval/modern 2 x blue & white pottery
GBH2011 RSE2 11C	post medieval 2 x pancheon ware
GBH2011 RSE2 11D	post medieval 1 x pancheon ware
GBH2011 RSE2 11E	metal hook
GBH2011 RSE2 11F	post medieval 2 x pancheon ware
GBH2011 RSE2 11F	post medieval 2 x pancheon ware
GBH2011 RSE2 11F	post medieval/modern 1 x blue glass
GBH2011 RSE2 12A	medieval 1 x Midland Purple MP
GBH2011 RSE2 12C	post medieval 1 x pancheon ware
GBH2011 RSE2 12D	post medieval/modern 2 x blue & white china
GBH2011 RSE2 12E	post medieval/modern 1 x heavy green glass rim
GBH2011 RSE2 12F	post medieval 1 x CW, fine cup
GBH2011 RSE2 12F	post medieval 2 x pancheon ware
GBH2011 RSE2 12F	post medieval 2 x yellow ware
GBH2011 RSE2 12F	post medieval/modern 3 x blue & white and white pottery
GBH2011 RSE2 12F	post medieval/modern 2 x green glass
GBH2011 RSE2 12F	1 x decorative turquoise glass (could be Roman or modern)
GBH2011 RSE2 12G	post medieval/modern 1 x heavy bottle base, green glass possibly part of 12E
GBH2011 RSE2 12G	post medieval 1 x stoneware
GBH2011 RSE2 12G	post medieval/modern 3 x blue & white china
GBH2011 RSE2 12G	post medieval/modern 1 x white china
GBH2011 RSE2 13B	post medieval/modern 1 x white china
GBH2011 RSE2 13C	post medieval 1 x mottled ware base
GBH2011 RSE2 13D	post medieval/modern 1 x white china
GBH2011 RSE2 13G	post medieval 1 x heavy green glass bottle neck possibly part of 12E and 12G
GBH2011 RSE2 13G	post medieval 1 x roof tile
GBH2011 RSE2 13G	post medieval 1 x pancheon ware
GBH2011 RSE2 13G	post medieval/modern 1 x white pottery
GBH2011 RSE2 14B	post medieval 1 x mottled ware
GBH2011 RSE2 14C	post medieval/modern 1 x blue & white china
GBH2011 RSE2 14C	post medieval/modern 1 x white china
GBH2011 RSE2 14E	post medieval 1 x MB
GBH2011 RSE2 14E	post medieval 1 x CW
GBH2011 RSE2 14E	post medieval 1 x blue & white china
GBH2011 RSE2 14E	post medieval/modern 2 x white china
GBH2011 RSE2 14F	post medieval 1 x pancheon ware
GBH2011 RSE2 14F	post medieval 1 x clay pipe stem (small bore)
GBH2011 RSE2 16B	post medieval 1 x yellow ware
GBH2011 RSE2 16B	post medieval 1 x blue & white pottery
GBH2011 RSE2 16C	medieval 1 x LY1



GBH2011 RSE2 16C	post medieval 1 x mottled ware
GBH2011 RSE2 16C	post medieval 1 x stoneware
GBH2011 RSE2 16C	post medieval/modern 1 x white china
GBH2011 RSE2 16E	post medieval 1 x pancheon ware
GBH2011 RSE2 16E	post medieval/modern 1 x white pottery
GBH2011 RSE2 16F	post medieval/modern 2 x white pottery
GBH2011 RSE2 17A	post medieval/modern 1 x blue & white pottery
GBH2011 RSE2 17B	post medieval/modern 1 x white pottery
GBH2011 RSE2 17C	medieval 1 x abraded MP
GBH2011 RSE2 17C	post medieval 1 x decorative china figure
GBH2011 RSE2 17D	post medieval 1 x stoneware
GBH2011 RSE2 17D	post medieval 1 x clay pipe stem (small bore)
GBH2011 RSE2 17D	post medieval/modern 1 x glass bottle neck
GBH2011 RSE2 17E	post medieval/modern 1 x white pot rim
GBH2011 RSE2 17F	post medieval 1 x pancheon ware
GBH2011 RSE2 17F	post medieval/modern 1 x white china
GBH2011 RSE2 18A	early medieval 1 x sandyware
GBH2011 RSE2 18B	medieval 1 x LY1
GBH2011 RSE2 18C	post medieval 1 x pancheon ware
GBH2011 RSE2 18D	part of heavy green glass bottle (see 12E, 12G, 13G)
GBH2011 RSE2 18E	1 x green glass bottle base
GBH2011 RSE2 18E	post medieval 2 x yellow ware
GBH2011 RSE2 18E	post medieval 1 x MB
GBH2011 RSE2 18E	post medieval/modern 1 x white pottery
GBH2011 RSE2 19A	post medieval 1 x pancheon ware
GBH2011 RSE2 19A	post medieval 2 x clay pipe stems (small bore)
GBH2011 RSE2 19A	post medieval 1 x blue & white pottery
GBH2011 RSE2 19B	post medieval 1 x pancheon ware
GBH2011 RSE2 19B	post medieval 1 x clay pipe stem (small bore)
GBH2011 RSE2 19E	post medieval 1 x stoneware base inscription Lovat
GBH2011 RSE2 19E	post medieval 1 x pancheon ware

Picked up randomly during metal detecting:

GBH2011 RSE2 R	prehistoric 4 x worked flints
GBH2011 RSE2 R	Late Iron Age/Roman 1 x ? type
GBH2011 RSE2 R	Roman 1 x greyware
GBH2011 RSE2 R	medieval 3 x LY1
GBH2011 RSE2 R	medieval 2 x Bourne ware
GBH2011 RSE2 R	medieval 1 x MP
GBH2011 RSE2 R	early post medieval 1 x EA1
GBH2011 RSE2 R	post medieval 1 x CW
GBH2011 RSE2 R	post medieval 1 x stoneware
GBH2011 RSE2 R	post medieval 1 x clay pipe stem (large bore)

**Note.** The finds from this second field walk on the eastern half of Russell's Seeds were disappointing. They did not reveal any further information from the Roman period. Dry conditions and shallow ploughing may have contributed to the lack of finds. Both experienced and novice field walkers found very little. It was decided not to re walk the field the field in the future until it has been deep ploughed.

A metal detecting survey was also carried out 17th September 2011, east of the footpath and partly west of the footpath.

## Metal Detecting Russell's Seeds, Leicester Lane, Market Harborough 17th September 2011

The field had recently been shallow ploughed but not yet drilled. The ground was very dry. The whole area east of the footpath was surveyed and the northern half of the area west of the footpath. There was pigeon shooting nearby which prevented us from surveying the southern half of Russell Seeds West for safety reasons.

Report EN No.11134 on finds from Wendy Scott, Finds Liaison Officer.

### Leicestershire County Council Environment and Heritage Services

Archaeological Services Team, Room 500, County Hall, Leicester Road, Glenfield, Leicester LE3 8TE

Telephone 0116 265 8324 / 8325 / 8326 / 8327

Fax 0116 265 7965

Email: [museums@leics.gov.uk](mailto:museums@leics.gov.uk)

Website: [www.leics.gov.uk/museums](http://www.leics.gov.uk/museums)

### Identification Service Report

**EN No. 11134**

Identifications are supplied free of charge. The following report represents the opinion of a member of staff and we cannot guarantee its accuracy. **It should not be regarded as a certificate of authentication.**

Report by	Position	Date
Wendy Scott	Finds Liaison Officer	01/11/11

#### Russell Seeds West

##### Bag no

12

Various modern fittings machinery?

Drawer handle

Copper alloy ring, hand filed- this are a mystery could be ancient or medieval.

7

lead washer modern

lead pot mend?

4

unidentified fitting modern

2

coin weight = Ryal 16<sup>th</sup>-17<sup>th</sup> C Low countries or Germany

9

possible lead stylus, if so modern

1

Med or Post med buckle and plate, colour suggests post med.

2

post med shoe buckle and modern harness buckles

10

Georgian coinage

11

Post Med buttons

5

Modern spoon

8

lead

6

??? its not slag or furnace lining, could be geology?

#### Russell Seeds East

- 1 Post Med belt mount fragment, would have had a hook on the base, 17<sup>th</sup> C
- 8 + 7 Post Med buttons 18<sup>th</sup> C
- 3 Medieval iron horseshoe
- 4 lead suspension weight and domed weight, not dateable
- 5 Iron fittings not dateable
- 2 Bronze fragments undiagnostic

