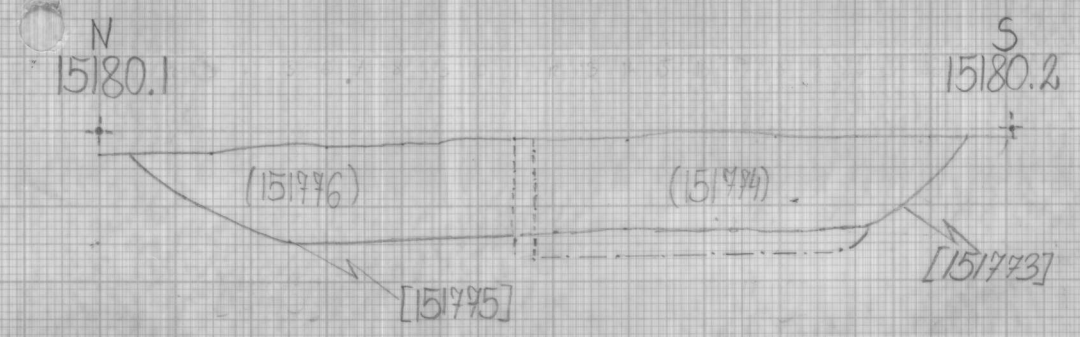
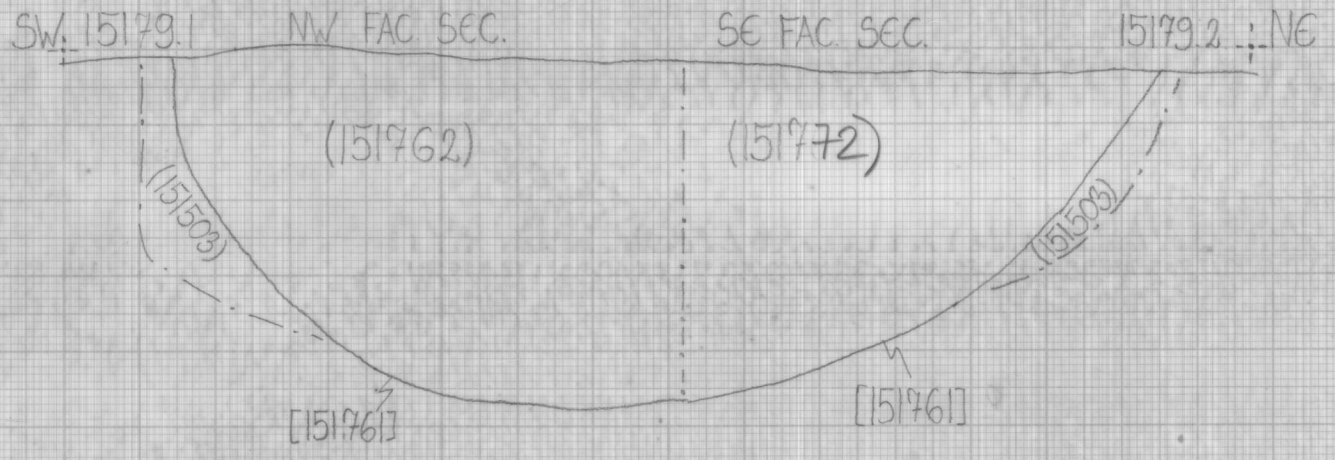


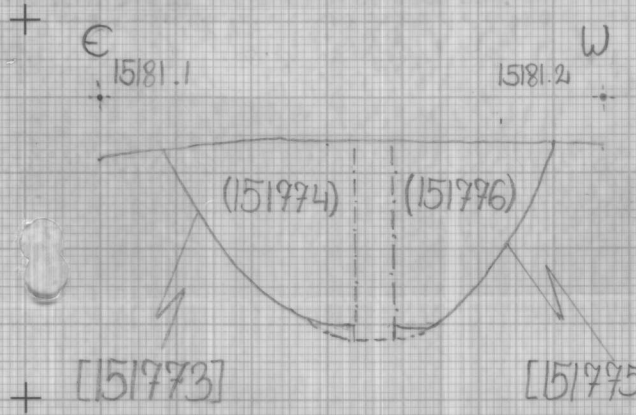
MATRIX  
(151502)  
(151834)  
[151833]  
(151832)  
[151831]  
(151503)



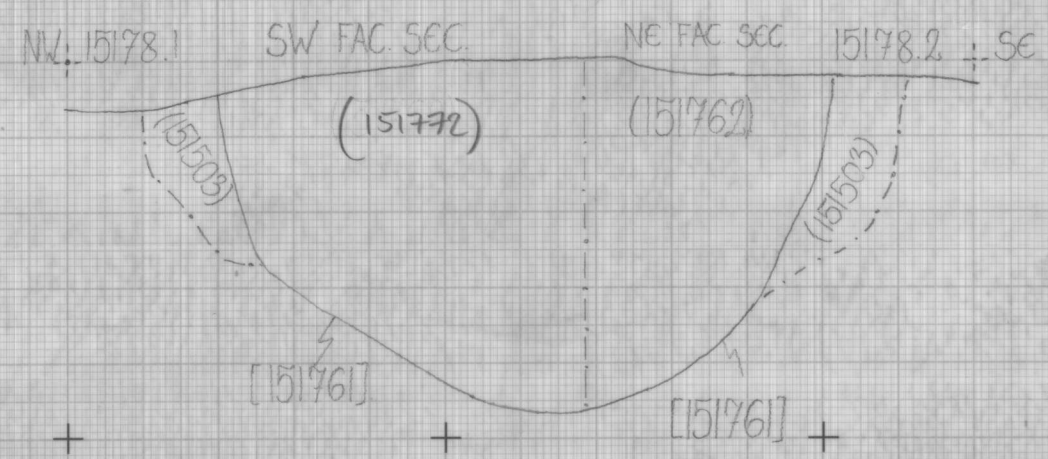
A14 TEA15  
MIRROR SECTION  
D 15180  
[151773], [151775]  
SCALE 1:20  
DRAWN BY MG  
1/2/2018



A14 TEA15  
D 15179 MIRROR SECTION  
[151761]  
SCALE 1:10  
DRAWN BY CS  
1/2/2018  
MATRIX  
(151762) = (151772) +  
[151761] = [151771]  
(151503)



A14 TEA15  
D 15181  
[151773], [151775]  
MIRROR SECTION  
SCALE 1:10  
DRAWN BY MG  
2/2/2018



A14 TEA15  
D 15178 MIRROR SECTION  
[151761]  
SCALE 1:10  
DRAWN BY CS  
1/2/2018  
MATRIX  
(151762) = (151772)  
[151761] = (151771)  
(151503)

AN / SECTION NO. 15176 TO 15181	DRAWN BY MG CS GI	DATE 31/1/18 to 2/2/18	<div></div> <div></div> <div></div>	NOTES FEATURES WITHIN PIT ENCLOSURE	SITE A14 TEA15	 MOLA HEADLAND ARCHAEOLOGY
	CHECKED BY TS	SCALE 1:10				