



The
University
Of
Sheffield.

Manor Lodge, Sheffield

Interim Report on the 2009 Excavation



 **Wessex Archaeology**

Ref: 74210.01

June 2010



MANOR LODGE, SHEFFIELD:

Interim Report on the 2009 Excavation

Prepared for:
The University of Sheffield
Western Bank
Sheffield
S10 2TN

by:
Wessex Archaeology

Portway House
Old Sarum Park
SALISBURY
Wiltshire
SP4 6EB

Reference: 74210.02

June 2010

Disclaimer

The material contained in this report was designed as an integral part of a report to an individual client and was prepared solely for the benefit of that client. The material contained in this report does not necessarily stand on its own and is not intended to nor should it be relied upon by any third party. To the fullest extent permitted by law Wessex Archaeology will not be liable by reason of breach of contract negligence or otherwise for any loss or damage (whether direct indirect or consequential) occasioned to any person acting or omitting to act or refraining from acting in reliance upon the material contained in this report arising from or connected with any error or omission in the material contained in the report. Loss or damage as referred to above shall be deemed to include, but is not limited to, any loss of profits or anticipated profits damage to reputation or goodwill loss of business or anticipated business damages costs expenses incurred or payable to any third party (in all cases whether direct indirect or consequential) or any other direct indirect or consequential loss or damage

Quality Assurance

Site Code	74210	Accession Code		Client Code	
Planning Application Ref.		NGR	437580, 386355		

Version	Status*	Prepared by	Approved by	Approver's signature	Date	File
01	F	ABP	KEW		08/06/10	\\74210\REPORT\74210_ MANOR_LODGE_ INTERIMREP_V0_2.DOC

* I = Internal draft; E = External draft; F = Final

Manor Lodge, Sheffield: Interim Report on the 2009 Excavation

Contents

List of Figures.....	iii
List of Tables.....	iii
Summary.....	v
Acknowledgements.....	vi
1 INTRODUCTION.....	1
1.1 Project background.....	1
1.2 Location.....	1
1.3 Historical background.....	1
1.4 Previous work.....	1
2 RESULTS.....	2
2.2 Trench 11.....	2
2.3 Trench 12.....	5
2.4 Trench 13.....	9
2.5 Trench 14.....	12
2.6 Summary.....	14
3 FINDS.....	15
3.1 Pottery.....	15
3.2 Clay Pipes.....	28
3.3 Glass.....	29
3.4 Metalwork.....	31
3.5 Plaster.....	32
3.6 Stone.....	33
3.7 Slag.....	34
3.8 Artificial Composites.....	35
3.9 Animal bone.....	36
BIBLIOGRAPHY.....	37

List of Figures

Cover	Ruins of the south range of Manor Lodge, by Edward Blore c.1819
Figure 1	Site and trench location plan (from Beswick n.d.)
Figure 2	Trench 11 – cellar: plan and photographs
Plate 1	Cellar viewed from the south, showing wall 11072 and angled springer course for vaulted roof
Plate 2	North side of cellar viewed from the west, showing upper steps and damaged west end of vaulted roof
Plate 3	Flat east face of cellar vaulting, viewed from the east
Figure 3	Trench 11 – other features: plan and photographs
Plate 4	‘Ash pit’ 11024, wall 11010 and floor slabs 11043, viewed from the south
Plate 5	Feature 11064, viewed from the east
Plate 6	Wall 11007/39/40 and cellar steps 11014, viewed from the north
Figure 4	Trench 12: plan, wall sections and photographs
Plate 7	Eastern end of Trench 12, showing position in relation to walls 12007 (south), 12008 (east) and north (12009)
Plate 8	Remains of staircase 12040/50, viewed from the east
Plate 9	Cut back stairway way, showing <i>in situ</i> end of broken step
Plate 10	Wall 12019, with south side of doorway, viewed from the northeast
Plate 11	Wall 12027, viewed from the east
Figure 5	Trench 13: plan, section and photographs
Plate 12	Structure 13002 in south wall of south range, and wall 13028
Plate 13	Steps leading into cellar, viewed from the south
Plate 14	East wall of the cellar, viewed from the west
Plate 15	West wall of the cellar, viewed from the east
Plate 16	Wall 13005, brick buttress 13004 and western end of trench, viewed from the north
Figure 6	Trench 14: plan and photographs
Plate 17	West (outer) face of walls 14014 and 14002, viewed from the west
Plate 18	West (outer) face of walls 14014 and 14002, viewed from the north
Plate 19	East (inner) face of walls 14014 and 14002, viewed from the east
Plate 20	Angled foundation 14027, viewed from the south
Plate 21	Southern part of wall 14002, viewed from the west

List of Tables

Table 1	Summary of the quantities of material from the 2009 excavations
Table 2	Archaeologically attested later 17th and 18th century country potteries in South and West Yorkshire
Tables 3-11	<i>Additional pottery tables (in Appendix 1)</i>
Table 12	Clay pipes (diagnostic pieces only)
Table 13	Glass
Table 14	Metalwork
Table 15	Plaster
Table 16	Stone
Table 17	Slag
Table 18	Artificial composites

Appendix 1: Additional pottery tables

Table 3:	Pottery from Trench 11
Table 4:	Other ceramic items from Trench 11
Table 5:	Pottery from Trench 12
Table 6:	Other ceramic items from Trench 12
Table 7:	Pottery from Trench 13
Table 8:	Other ceramic items from Trench 13
Table 9:	Pottery from Trench 14
Table 10:	Saggars and kiln fragments from Trench 14
Table 11:	Other ceramic items from Trench 14

Manor Lodge, Sheffield: Interim Report on the 2009 Excavation

Summary

Between June and August 2009 four trenches were excavated within the southern part of the Scheduled Ancient Monument of Manor Lodge, Sheffield (SAM 360), a 16th-century manor house complex, centred on NGR 437580 386355. The work was undertaken by ARCUS (Archaeological Research and Consultancy at the University of Sheffield). Wessex Archaeology was subsequently commissioned by the University of Sheffield to compile an interim report of the excavation, comprising descriptions of the trenches and the finds reports.

The large manor house, built c. 1525 on the site of an earlier, medieval hunting lodge, was owned by the Earls of Shrewsbury, and subject to a number of phases of enlargement and improvement, prior to and perhaps during the imprisonment there of Mary, Queen of Scots for parts of her nearly 20 years in captivity. In the early 17th century the estate passed to the Dukes of Norfolk after which the house fell into disrepair, before being largely demolished c. 1708, following which the site became a hamlet occupied by farmers and craftsmen, with industrial activity including pottery manufacture and coal mining. After 1890 all the structures except the surviving original ruins were cleared.

Excavations at Manor Lodge started in 1959, and were undertaken on a regular basis by Sheffield City Museums between 1968 and 1980. More recently, a series of trenches have been excavated by ARCUS, focusing on the largely uninvestigated south range. Three of the trenches excavated in 2009 (Trenches 11-13) lay within the main building at the western end of the south range, while Trench 14 was located at the southern end of the front wall of the west range.

Each of the trenches within the south range revealed multiple phases, including cellars probably dating from the 16th-century building, layers associated with the early 18th-century demolition, features and deposits associated with the subsequent occupation of the hamlet, and layers deriving from the site's eventual clearance. The trench in the west range revealed at least two phases of wall, the earlier with a stone foundation and plinth incorporating an angled stone and brick structure possibly forming part of the polygonal tower or a buttress at the southwest corner of the manor house.

Finds recovered included a substantial pottery assemblage mainly of early modern and recent date, which included a quantity of waste, concentrated in Trench 14, from the early 18th-century pottery kiln known to have existed on the site. Other finds categories were relatively limited in quantity and range; few could be directly related to the structure or occupation of the manor house prior to its demolition.

Manor Lodge, Sheffield: Interim Report on the 2009 Excavation

Acknowledgements

Wessex Archaeology is grateful to The University of Sheffield, particularly to Dr Dawn Hadley, for commissioning this report.

The project was managed for Wessex Archaeology by Lorraine Mepham. The report was compiled by Andrew Powell. The finds assessments were undertaken by Umberto Albarella and Angela Trentacoste (University of Sheffield, animal bone), C.G. Cumberpatch (freelance specialist, pottery), Lorraine Mepham (clay pipes, plaster, stone, slag, artificial composites), and Dr Hugh Willmott (University of Sheffield, glass and metalwork). The figures are by Kenneth Lymer.

A three year programme of excavations at Sheffield Manor Lodge is scheduled for 2009-2011. The University of Sheffield received funding from the Higher Education Innovation Fund round 4 (HEIF-4) to facilitate these excavations, which form part of an international student Field School. The University of Sheffield is working in partnership with the social enterprise Green Estate. Green Estate have received funding from the Heritage Lottery Fund to build a new visitor centre at the site, which opened in 2009, and to renovate the 16th-century Turret House, which opened to the public in April 2010. The HEIF-funded project is intended to contribute towards neighbourhood regeneration, through engagement with the local community, by integrating elements of Higher Education teaching with community activities and sharing HE knowledge and expertise to ensure the enjoyment, understanding and the long-term management of a nationally-significant historic site in Sheffield. For assistance on the 2009 excavations the University of Sheffield would like to express its thanks to Peter Machan, Sue France and their team from Green Estate, and to the supervisors of the excavation from ARCUS, led by Mike McCoy. For up-dates on the project, please see our website at: www.manor-lodge.dept.shef.ac.uk.

Manor Lodge, Sheffield: Interim Report on the 2009 Excavation

1 INTRODUCTION

1.1 Project background

1.1.1 This report, commissioned by the University of Sheffield, provides an interim summary of the results of an archaeological excavation at Manor Lodge, Sheffield in 2009, centred on NGR 437580 386355 (**Fig. 1**). The excavation was undertaken by ARCUS (Archaeological Research and Consultancy at the University of Sheffield) at a site managed by the Sheffield social enterprise, Green Estate Ltd.

1.1.2 Manor Lodge is a Scheduled Ancient Monument (SAM 360), comprising the site of a medieval hunting lodge, a 16th-century manor house complex containing the ruins of the west and south ranges, a gatehouse and a long gallery, as well as the well-preserved remains of the Turret House (dated 1574), and a Grade II-listed cruck barn.

1.2 Location

1.2.1 The site lies on the southeast side of Sheffield, on the north side of Manor Lane. It occupies a very distinct ridge at c. 157m above Ordnance Datum, with views down into Sheffield and the Sheaf and Don valleys. The underlying geology comprises Coal Measure Sandstones and Shales, overlain by thick clay.

1.3 Historical background

1.3.1 In the 12th-13th century a medieval hunting lodge was built on the site and set within extensive parkland. In c. 1525 a much larger and grander manor house was built, owned by the Earls of Shrewsbury, and used as an alternative residence to Sheffield Castle. Mary, Queen of Scots was imprisoned there for parts of her nearly 20 years in captivity before her execution in 1587. The house underwent a number of phases of enlargement and improvement.

1.3.2 In the early 17th century the manor estate passed to the Dukes of Norfolk after which the house fell into disrepair. Much of it was demolished c. 1708, following which the site became a hamlet occupied by farmers and craftsmen, with industrial activity including pottery manufacture and coal mining. The ruins were drawn by Edward Blore c. 1819, including the western part of the south range (**cover illustration**). After 1890 all the structures except the surviving original ruins were cleared.

1.4 Previous work

1.4.1 In 1955 the site was leased to Sheffield City Council which started restoration work. Minor archaeological investigations in 1959 and 1962 revealed evidence of the post-1708 occupation, with large-scale excavations, undertaken by Sheffield City Museums from 1968 to 1974 and from 1976 to 1980, focusing on the manor house's west range and entrance,

central range, and long gallery, including the Wolsey Tower at the northwest corner (Beswick n.d).

- 1.4.2 Since 2007, a series of excavation trenches have been excavated by ARCUS, commissioned by Green Estate Ltd. In 2007, five trenches were excavated by ARCUS in the area immediately east of the Scheduled Monument (McCoy 2007). Subsequent trenches have been excavated within the inner court and the south range.

2 RESULTS

- 2.1.1 Four trenches were excavated by ARCUS in June to August 2009. Trenches 11-13 were within the main building at the western end of the south range, and Trench 14 was at the southern end of the front wall of the west range (**Fig. 1**).

- 2.1.2 In the absence of a surveyed site plan and precise trench locations, the relationships, as shown in Figures 1-6, between the excavated features in the different trenches, and between those features and the recorded structural remains of the manor house, must be treated as only approximate. Moreover, in the absence of reports on the results of previous phases of excavation, any interpretation and phasing is necessarily limited and based largely on the stratigraphy recorded on context records and site drawings and visible in site photographs.

2.2 Trench 11

- 2.2.1 Trench 11, measuring c. 4.6m square, was positioned in the southwest corner of the south range (**Figs 2 and 3**). Before excavation, the area had an undulating surface, with some stone work exposed, including vaulting, and was largely covered with rough grass and some scrub, with patches of bare soil.

- 2.2.2 The corner of the building was formed by original walls 11003 and 11004 to the west and south, respectively, these being constructed by uneven and random courses of shaped but unfinished, mortared sandstone blocks. Modern brickwork (11002) continued the line of wall 11003 to the north, overlying its lower courses which survived below ground. Similar brickwork (11005) continued the line of wall 11004 to the east, filling in a doorway (visible in the 1819 drawing, see cover) and joining to 11006, an earlier rebuild of the original wall.

The cellar

- 2.2.3 There was a cellar in the southern part of the trench, which had a east-west aligned vaulted roof extending 3.1m from wall 11003 at the west (**Fig. 2**). The cellar was 2.6m wide, bounded to the south by the foundations of wall 11004/11006, and to the north by wall 11072. The apparent construction cut (11067) for the north wall (observed in a box section) cut through an orange/grey sandy clay (11068), possibly the natural, and was filled with two layers of dark grey/brown clay with rubble inclusions (11071 and 11062), possibly from the wall's construction, with a layer between them of yellowish sandy clay (11066).

- 2.2.4 Part of the cellar's sandstone floor (11076) is recorded as having been exposed (at an unrecorded depth), but this was flooded and was not drawn,

and only the upper 0.75m of wall 11072 was exposed. This wall was built of random coursing of sandstone slabs topped by a course of angled, dressed sandstone blocks (11055, not shown on **Fig. 2**), whose southern faces were angled back at approximately 30° from vertical, thus forming the springer course for the cellar's vaulted roof (11008) (**Plate 1**). The cellar wall was overlain by the base of an above ground wall (11074) on the same line, perhaps incorporating a wider sandstone slab (11028).

- 2.2.5 Only the eastern end of the vaulted cellar roof (11008), which was constructed of slabs of variable size, survived, to a maximum length of c. 1.3m (**Plate 2**). It was covered by compacted clay (11019/11020) (**Fig. 3**). At the east, the arch had an almost flat face (partly exposed prior to the excavation), suggesting that the vaulting ended at this line (**Plate 3**). The arch here was narrower (c. 2.2m), its northern side apparently abutting a wall, extending 0.8m east of the cellar, constructed of irregular sandstone blocks (11027) on a sandstone slab (11046). As the area east of the vaulted roof was not fully excavated, the base of this wall was not exposed, and it is unclear whether this area comprised an unvaulted cellar.
- 2.2.6 Access to the cellar was gained by a flight of stone steps (11014) at the cellar's northwest corner (rather than through the arch from the east) (**Fig. 2**). The lowest four steps exposed, whose risers all lay forward of the rear face of wall 11072, were all approximately perpendicular to wall 11003, but the two above were at an angle as the stairs curved to the northeast. The uppermost step appeared to have lost its stone tread with only the underlying slab on which it had rested visible *in situ*. Pieces of mortared sandstone and brick (11058) above the uppermost step may have been levelling materials for a further step above that has not survived.
- 2.2.7 The lowest recorded fill within the cellar was a layer, at least 0.7m thick, of light brown/grey clayey sand (11073) containing pieces of sandstone, brick and mortar, representing the initial infilling of the cellar following the collapse (or partial demolition) of its roof, as well as glass, bone and metal. This was overlain by a further layer of collapsed roofing (11037), then more demolition rubble (brick, sandstone and mortar) (11033) (**Fig. 3**), including a small spread of black, burnt material possibly clinker (11034), and a layer of dark sand (11012), containing modern rubbish. There was also a rubble layer (11016) over the upper steps of the staircase, and two layers of clay (11017 and 11015) overlying the southern end of the surviving cellar vaulting (**Fig. 3**). These were all sealed by a soil layer (11009) which lay below the topsoil.
- 2.2.8 Immediately below the topsoil in the southwest corner of the trench there was an east-west aligned dressed sandstone block (11018), 640mm by 150mm by 200mm, resting on a sandstone and brick foundation, and mortared to the western wall (11003), 0.5m north of south wall (11004) (**Fig. 3**).

East of the cellar

- 2.2.9 It is unclear to what extent the area to the east of the cellar was excavated, as the floor of this area is not recorded as having been reached. Consequently, the stratigraphical relationships between the features and deposits in this area were not fully established, although it appears that the features were constructed over earlier deposits (see below). They included two adjacent rectangular features that extended under the eastern edge of the trench (**Fig. 3**).

- 2.2.10 To the north was the probable ash-pit of a fireplace/chimney, measuring 0.8m wide north to south, and at least 0.6m east to west (**Plate 4**). It comprised a sandstone base (11041), over the edges of which were courses of bricks up to a height of 0.35m (11024), leaving an internal cavity 0.6m wide by at least 0.34m. The outer faces of the walls were irregular, but their inner faces were flat. The cavity was filled with a charcoal- and ash-rich deposit (11025) containing clay pipe stems and pottery. To the immediate north of the ash-pit, and curving around its northwest corner, there was a small cobbled surface (11048) comprising a number of rounded pieces of sandstone set on edge.
- 2.2.11 Immediately south of the ash-pit was another small rectangular structure (11064), also extending east of the trench (**Plate 5**). Its western wall was made entirely of sandstone, but the north and south walls also contained some brick. Up to seven courses survived, the inner faces being dressed and flat, but the outer faces being undressed and irregular; a spread of sandstone fragments (11052) recorded above the western wall, may be associated with this feature. On the base there were two large sandstone slabs, with three smaller pieces at the south (11065). Internally, the feature measured 0.95m north to south by at least 0.5m east to west, and was 0.45m deep. It was filled with a reddish black deposit (11059) containing coke and charcoal, as well as clay pipe stems and bowls, and glass, overlain at its northern end by a layer of light yellow silt (11060) containing brick and mortar fragments. Two horizontal slabs (one recorded as 11038), approximately level with the tops of its north and south walls, were exposed in section just below the topsoil in the edge of the trench and appear to form the structure's roof where it continued east of the trench, or an overlying floor surface (they are level with floor slabs 11043 to the north, see below). Slab 11038 was recorded as lying on a 0.08m thick layer of sand (11057) which overlies fills 11059 and 11060.
- 2.2.12 Southwest of structure 11064 there was a short length of poorly constructed sandstone and brick wall (11075) running north from wall 11006).
- 2.2.13 The lowest recorded deposit in the area between the cellar to the west and these structures to the east was a 0.15m thick, compact layer of light grey sandy clay (11061), possibly related to the construction of the cellar. This was overlain by a series of deposits – a layer of light brown sandy clay (11032), 0.2m thick extending from wall 11006 at the south to 11027 at the north, and, to its east a layer of soft coarse sand containing pebbles and fragments of brick, mortar and charcoal (11070); a reddish brown silty sand (11031) containing some glass and pottery; a dark brown/black sandy silt containing mortar and broken brick (11030); and a charcoal rich sandy silt (11029) containing a large quantity of animal bone and some pottery (**Fig. 3**). Although the stratigraphical relationships between these layers and the structures to their east are unclear, the contents of the uppermost layer (11029) suggest it is contemporary with the fireplace.

North of the cellar

- 2.2.14 North of the construction cut of the cellar (11067, above), the natural clay (11068, as exposed in the box section) was overlain by a layer of sand (11063, containing charcoal lens 11069), and then a more extensive layer of compact clay (11050), 0.15m thick, which extended to the north edge of the trench. This was overlain by two possible packing layers of clay (11036 and 11035), also extending from the north, the latter covering the southern end

of the surviving cellar vaulting and the top of the cellar stairs (**Fig. 3**). Above this were a number of sand layers (11026, 11023, 11022 and 11013), containing variable quantities of rubble. Sherds from possibly the same vessel were found in layer 11013 and various contexts in Trench 13 (see 3.1.48, below)

- 2.2.15 Two lengths of east-west aligned wall, separated by a 1m wide gap probably for a doorway, lay towards the north edge of the trench. Both appear to overlay packing layer 11035, and the western length of wall, which ran east from wall 11003, also partly overlay the northern edge of the steps at the top of the cellar staircase (11014). However, the relationships between the walls and sand layers (above) were not clearly established.
- 2.2.16 Moreover, the western end of the eastern wall (11010) overlay part of a sandstone foundation (11049) to its north, possibly associated with a sandstone slab (11051) extending from under the south side of the wall at an approximate 45° angle towards the southwest. This slab appeared to rest on a bedding of smaller pieces of sandstone, which in turn overlay a similar slab (11053) that extended c. 0.3m further to the southwest at the same angle. They have the appearance of two steps, but if so are of clearly different construction to the cellar steps (11014), and it is unclear what they were designed to access. A line of three mortared bricks (11054), southeast of the slab and on approximately the same line, may be associated.
- 2.2.17 The western length of wall (11007/39/40) was c. 1.4m long and 0.6m. It was faced on either side with a single course of brick headers (11007 to the north and 11040 to the south) with a mortar core between, apart from at the east end which was formed from a large sandstone block (11039), 0.6m by 0.64m and 0.2m thick, largely covered in mortar (**Plate 6**).
- 2.2.18 To the east of the suggested doorway, wall 11010 ran for 2m to the eastern edge of the trench (**Plate 4**). This wall, however, was different in construction, being only c. 0.35m wide, although its southern face lay on approximately the same line as that of the western wall. It comprised a mortared sandstone foundation (11042) overlain by two courses of bricks laid in an irregular pattern of mainly brick stretchers (3 bricks wide), with the occasional header. There was no large block at its west end to match 11039, but a 'door slot', 0.08m by 0.06m and 0.05m deep, is recorded 'cut into the foundation stone' at the west end.
- 2.2.19 On the east side of foundation 11049 (above), a narrow brick wall (11044), comprising two rows of stretchers on a sandstone base, ran north from, but was not keyed into, wall 11010. To its east were two sandstone floor slabs (11045 to the west and 11056 to the east) abutting the north face of wall 11010; the surface of 11056 was slightly higher than that of 11048. Two unmortared bricks (11047), laid end to end, ran north from the wall across the surface of 11056. There were three similar floor slabs (11043), at approximately the same level, abutting the south face of wall 11010, laid on a bed of mortar (**Plate 4**). These are on a similar level to slab 11038 overlying rectangular structure 11064 to the south (see above), but higher than the uppermost angled 'step' (11051) to their west.

2.3 Trench 12

- 2.3.1 Trench 12, measuring 7m east to west and 2m wide, with small extensions subsequently added to both the north and south sides, was positioned largely within a room in the northeastern corner of the main south range structure, but extending just west of what appeared to be the room's western wall (**Fig. 4, Plate 7**).
- 2.3.2 The east and north walls of the room (12008 and 12009) were 0.7m and 0.9m wide, respectively, and built of uneven courses of roughly dressed sandstone blocks, which had been repointed with modern cement concealing their original bonding material. There was a large area of brick infill in the east wall, and a c. 0.5m wide setting of slabs (12002/12003) visible at ground level along the base of the wall (just beyond the end of the trench). Other large sandstone slabs (12004 and 12006) south of the trench were not *in situ*.
- 2.3.3 There was a window with a wooden lintel towards the east end of the north wall (12009). Where a 1m length of the base of wall 12009 was exposed, in a northward extension to the trench, it comprised irregularly laid pieces of sandstone over a soil layer of silty sand, above which were irregular sandstone courses containing a void containing a loose brick (**Fig. 4, section B**); this area appeared to have been repaired and repointed, but this is uncertain. Further west, there was a small triangular stone protrusion, c. 0.4m high, extending south from the base of the wall, to the west of which the south face of wall 12009 was set back by c. 0.2m. At the west end of the room there was a doorway in the wall, from the west side of which another, 1m long wall ran south (to the north side of the trench). This had recessed quoins at its south end forming the jamb for a doorway leading to the west.
- 2.3.4 These walls were all keyed into each other, unlike wall 12007 on the south side of the room which abutted the wall 12008 at the east (**Plate 7; Fig. 5**). Wall 12007 was 0.66m wide and ran for 2.8m long above ground to a doorway, beyond which it was observed below ground in an extension to Trench 13 (below, **Fig. 5**). It appears to be of poorer construction, and there were two courses of bricks at its base, east of the doorway, and no quoins.

Curved staircase to cellar

- 2.3.5 At the west end of the trench there were the remains of a stone spiral staircase (12040/50) leading down on the south side of the trench into a cellar area (**Plate 8**). The lowest recorded deposit at the base of the staircase was a dark brown sandy clay (12043) containing rubble, which clearly postdates the cellar's use. Whatever lay below, however, was not recorded and it is unclear whether the underlying material, which was not excavated, was further infill, or a floor level within the cellar, or the natural into which the cellar was cut. As a result, it can not be determined whether the lowest visible element of the staircase, a large *in situ* slab, c. 1.4m wide, whose forward edge was in line with the end of the staircase wall and upon which the step above rested, was a slab set into the cellar floor or the tread of a further step down. The original position of the riser of the step above was visible as a narrow ridge of mortar crossing the surface of this slab.
- 2.3.6 At some stage the steps had been removed and only their footings of mortared limestone, which extended out c. 0.5m from the staircase wall, survived; one step, probably from this staircase, was found further east in the trench (below). However, the broken off outer end of the lowest excavated step remained *in situ* keyed into the staircase wall, and for a

number of the steps above there were recesses in the wall indicating where the outer ends of the stones had been (**Plate 9**). It appears that in the process of removing these stones, the face of the wall had been cut back, so that it survived intact only at the lower end of the staircase (12048). Here it comprised random courses of roughly dressed sandstone with pointing flush with its face. The foundations for the steps had similar courses, but unpointed.

- 2.3.7 The position of the staircase's central, newel column, made up from the stacked rounded ends of each step, is suggested not only by the curvatures of the staircase and the steps' foundations, but also by a wall (12035) in the north side of the trench. This wall, poorly constructed of unmortared sandstone which had partly collapsed at the base, abutted the staircase foundations at a right angle (where they ran north under the north side of the trench) then curved to the southeast into the centre of the staircase. At this point there was a curved notch matching the likely position of the newel column. Wall 12035 then turned to the northeast where it had a flat, pointed face matching the staircase wall, before running under the side of the trench. This indicates steps were c. 1.3m wide, with rises of c. 0.18m, and treads c. 0.5m deep around the outside.
- 2.3.8 The broken outer end of the top step also remained *in situ*, behind which was the broken end of another flat slab at the same level (**Plate 8**). These were overlain by the sill of the doorway in the western end of the room above the cellar. The sill was 0.5m wide and 1.2m long, and comprised rectangular dressed blocks (12015) on the east (staircase) side, and irregular blocks with only their outer faces dressed (12016) on the west side, all bonded with a lime mortar. Its slightly irregular southern end comprised two courses of bricks. The south side of the doorway did not survive, this area having been cut into to some depth. An east-west line of mortared sandstone slabs (12047), recorded in a southward extension to the trench, lay to the immediate south of the staircase at approximately the same level as the top step.
- 2.3.9 It is likely that the triangular protrusion from wall 12009, which lines up with the bottom end of the staircase wall, is structurally related to the staircase; as probably also is the slight change in line to wall 12009 to the west.
- 2.3.10 The lowest recorded fill in the staircase (12043) was at least 0.54m thick, with a thin spread of sand and mortar (12041/2) above it in the centre. These were overlain by a layer, up to 0.1m thick, of dark brown sandy silt (12039), containing late 18th-/early 19th-century pottery (including a sherd link to 12043), clay pipe and glass, with a layer of light brown silty sand (12034) overlying wall 12035 on the north side of the trench. Both these layers were sealed by a light brown silty sand with charcoal-rich lenses (12032 [=12024 in the northward extension]), containing mortar, brick, fragments of stone and coal, 18th- and 19th-century pottery, clay pipe and animal bone (including cow and sheep).
- 2.3.11 Lying on layer 12032, abutting the west face of wall 12019 (below), there was a single, flat square sandstone slab (12033), probably a floor tile, with three bricks on its northern edge. It overlay the undamaged section of the staircase wall, its northwest corner jutting out into the infilled staircase.

- 2.3.12 The staircase fills were covered by layer of clay (12036), up to 0.07m thick, containing small pieces of sandstone, brick and mortar, as well as pottery and clay pipe, possibly forming the bedding for a floor surface. At this level overlying the staircase wall, in the southward extension, there were layers of silty sand (12044, 12045 and 12049) containing similar material, with a layer of soft sand (12046) to their south. West of the doorway at the top of the staircase there was a layer of yellowish brown sandy clay (12038), also containing sandstone and brick, overlain one of mid brown silty sand (12037), 0.26m thick, containing small pieces of mortar, brick and charcoal. Above all these layers, and extending over wall 12019 up to wall 12027 (below), there was a dark brown soil (12018), up to 0.3m thick, containing demolition rubble, along with pottery, clay pipe and glass.

Cellar doorway

- 2.3.13 At the bottom of the staircase, the staircase wall (12048) turned towards the east. Here it joined the southern side of a doorway in a c. 0.45m wide north-south aligned wall (12019). The wall was recorded in a southward extension to the trench, abutting wall 13050 (in trench 13 below), which formed the southern wall of the room above, continuing the line of wall 12007 (above). The north side of the doorway lay outside the trench.
- 2.3.14 Only the upper four courses of the west face of wall 12019 were visible, the rest being concealed behind the staircase wall. In addition, as the area east of the doorway was not fully excavated, the lower part of its east face was also not exposed and the height of the doorway above the cellar floor can therefore not be determined. What was visible of the east face comprised random courses of sandstone blocks, the lowest two of which abutted a vertical block forming the upper part of the doorway's south jamb (**Fig. 4, section A; Plate 10**). Resting on the end of the upper of these two courses, and abutting the ends of the two overlying courses, was the southern end of an ashlar block with a chamfered lower edge, forming the doorway's lintel. The northern end of the lintel had broken off, and the remaining part was also split, although still in place, above the edge of the door jamb. It appears from photographs that the split end of the lintel was partly kept in place by a vertical timber below, possibly part of the door frame. The bottom of the lintel was less than 1m above the large slab at the bottom of the spiral staircase. Up to two further sandstone courses survived, including a very large sandstone block overlying the southern end of the lintel, and a brick to its north. The position of the lintel, and the quality of its dressing in comparison to the other more roughly dressed blocks in the wall, suggests that it was a re-used stone. If so, it may originally have been too long for the width of the doorway, accounting for its southern end being set back so far into the wall.
- 2.3.15 The doorway had subsequently been filled in with very crude stonework comprising a completely uncoursed and random arrangement sandstone pieces, lumps of mortar and the occasional brick, with only some large level slabs providing levelling.
- 2.3.16 Parallel to wall 12019, and c. 1.3m to its east, there was another wall (12027), which abutted wall 12009 at the north, and appeared to turn west for c. 0.5m on the southern edge of the trench. This was of much cruder construction than wall 12109, with only its east face clearly recognisable, comprising broken courses of roughly finished sandstone (and one brick where it abutted wall 12009) (**Fig. 4, section B; Plate 11**). It is possible that

it turned west at the southern edge of the trench, but this is far from clear since to the west of the wall, across the trench, there was a mass of unladen sandstone pieces, including large slabs and two large moulded architectural blocks (12029 and 12030), which has the appearance of a dump of demolition rubble (**Plate 7**). It seems that wall 12027 was constructed against the rubble deposit.

- 2.3.17 This rubble overlay a layer of mid brown sandy clay (12026), of undetermined thickness, containing brick and mortar that filled base of the area between the two walls. Overlying layer 12026 there was a 0.23m thick mid/dark brown sandy clay (12025) containing later 18th century pottery and clay pipe fragments, then a thin layer of mid brown sandy clay (12023) that spread over the rubble deposit, containing pottery and glass. Lying level on layer 12023 on the south side of the trench, but not *in situ*, there was a single step from a stone spiral staircase (12028) abutting the top of the demolition rubble (**Plate 7**), and the short westward extension of wall 12027. It was at least 1.08m long from its circular newel, but its outer end lay outside the trench. The area east of wall 12027 was filled with dark brown sandy silt (of undetermined thickness) (12031) containing mortar and pieces of red brick, as well as pottery and glass.
- 2.3.18 Above the layers on both sides of wall 12027, and the wall itself, there was a layer of greyish brown sandy silt (12017), up to 0.47m thick, containing demolition rubble (including mortar spread 12022), a large amount of bottle glass, pieces of clay pipe and 19th century pottery, probably representing the deliberate backfilling of the cellar, comparable to layer (12018) which covered the deposits west of wall 12027.
- 2.3.19 There was a modern cut (12020) lined with plastic sheeting in the southeast corner of the trench.

2.4 Trench 13

- 2.4.1 Trench 13 was 7.2m long, east-west, by 5m wide, and positioned just inside the south wall of the main building of the south range, flanking the point at which the wall juts out towards the south (**Fig. 5**, see also cover illustration).
- 2.4.2 The south wall comprised a number of elements that were recorded in and adjacent to the trench. At the east of the trench, a substantial foundation (13007) formed the south wall of the cellar (below), and was overlain at the southeast corner of the trench by the above ground stone wall (13006) to the west of which there was brick infill (13003). Further to the west the foundation was keyed into the base of a 1.65m wide stone structure (13002) surviving to a higher level, which may have projected out from the outside face of the south wall. This structure, the base of which was not exposed, had a large void in its north face, the details of which were not recorded (**Plate 12**). The void appears, however, to be a deliberate feature (although enlarged by later damage), as its eastern side has a flat face. It is possible that structure 13002 is a chimney base.
- 2.4.3 The south wall foundation (13007) appears to have continued west of structure 13002, still overlain by brickwork including an internal brick buttress (13004) (**Plate 16**, below). West of the buttress, the brickwork rested on stone foundation 13033, again probably the continuation of 13007.

- 2.4.4 The eastern end of the trench lay to the south of the western end of wall 13012 (recorded as wall 12007 in Trench 12, above). A northwards extension to the trench reached the south side of wall 13050 which continued the line of wall 13012 towards the west. The western end of wall 13012, which was 0.66m wide, appears to form the one side of a doorway. Wall 13050, which appeared to abut it, was significantly narrower (0.51m wide) and although it did not survive above ground level a short length of the southern face of its foundation was exposed to a depth of c. 0.6m in the trench extension, behind the displaced top step of the cellar (below).

Cellar

- 2.4.5 At the east end of the trench, there was a 2.1m square cellar, accessed by a steep flight of eight stone steps (13051) at its northeast corner (**Plate 13**). The steps led down to the south from the doorway at the western end of wall 13012. The top of the staircase had been previously exposed in a test pit (13046) and then covered with plastic sheeting before being backfilled.
- 2.4.6 At some recent date (possibly during the excavation of the test pit), the top step had been moved out of its original position and lay at an angle on the step below; the fill behind it (13052) contained modern material. The staircase had a drop of 1.7m. The steps were 0.8m wide, but uneven with average rises of c. 0.16-0.3m and treads of c. 0.16-0.20m deep. The four upper steps comprised single large stones, spanning the full width of the staircase, and accounting for almost the full height of their rises. The bottom four steps, however, were made of thinner and narrower stones, with small stones placed at their ends to extend the tread to the flanking walls, and with courses of stones visible below the treads. Three of these lower stones were also heavily worn, suggesting that the upper four steps were replacements.
- 2.4.7 Neither the original nor the replacement steps appear to be keyed into the flanking walls. To the east of the staircase the flanking wall was a continuation of the east wall of the cellar (13038) aligned on the western end of wall 13012 (**Plate 14**); to the west, the flanking wall (13053) stopped at the north wall of the cellar (13059, below), into which it was keyed, level with the front of the third from bottom step, the bottom two steps projecting into the cellar. The cellar had a sandstone floor (13060) which was only exposed on the northern side.
- 2.4.8 The original east wall of the cellar displays more than one phase of construction, as well as a number of repairs (**Plate 14**). The lower part of the wall (13038) comprised random and irregular courses of mortared sandstone with occasional bricks inserted within the courses, as well as a larger patch of brick, probably a repair; there was a deep irregular void, unrepaired, towards the centre of the wall. It is unclear whether the south end of the wall was keyed into, or simply abutted the foundation of wall 13006. At the approximate height of the third step down there is a course of stones jutting out from the face of the wall, running from within c. 0.5m of wall 13007 at the south to the approximate line of the north wall (13059). At the south this was overlain by one course of thin slabs, then stones with an angled outer face forming a springer course for the cellar vaulting.
- 2.4.9 However, this springer course extended for less than 1m from wall 13007. To its north, the course of projecting stones was overlain by up to two rough courses of bricks (possibly contemporary with the patch of brickwork repair below), then further badly damaged stone courses containing substantial

voids (13021). In the centre of the wall there was an arrangement of large stone which projected out from the face of the wall. At the wall's northern end, flanking the top of the staircase, the rough stonework was overlain (at ground level) by two courses of bricks (13013), which abutted wall 13012.

- 2.4.10 To the east of cellar the lowest recorded deposit, a layer of yellow sand (13037), was at the level of the springer course at the top of the cellar's east wall, overlying the upper course of the wall's eastern face. It was overlain by a 0.1m thick charcoal-rich soil (13022/13041) found at approximately the same level as similar layers 13035 and 13036).
- 2.4.11 The south wall of the cellar comprised the foundation 13007 (above). As the southern half of the cellar was not fully excavated, only the upper part of the foundation was exposed, comprising random courses of sandstone blocks. A substantial, roughly rectangular void, appeared to have been infilled with largely randomly placed blocks, and the top of another void was visible at a lower level.
- 2.4.12 The north wall of the cellar (13059), which comprised random courses of sandstone with the occasional brick, had a large sandstone block at the base of its eastern edge, flanking the base of the stairs (**Plate 15**). It was up to 1.47m high, with its highest point at the west supporting the edge of the vaulted ceiling springing from the cellar's western wall (13028, below) into which it was keyed.
- 2.4.13 The lowest recorded fill in the space between the cellar's north wall and wall 13050, was a mixed layer, at least 0.32m thick of soil, clay, rubble and mortar (13058). This was overlain by 0.2m thick layers of dark silt (13056) to the south and a softer, lighter clay silt (13057) to the north, then a further rubble layer (13055). The uppermost layers, below the topsoil, were two deposits of dark sandy silt – 13048 containing brick and sandstone fragments as well as modern debris, and 13049 containing coal, clay pipe fragments and pottery.
- 2.4.14 The west wall of the cellar (13028) (**Plate 15**) appeared to be keyed into wall 13059 at its north end, but at the south it ended just inside the large opening in structure 13002 (in foundation 13007). The west face of wall 13028 had a much rougher, uneven finish than the eastern face, which was topped with an overhanging course of angled stones forming the edge of the vaulted ceiling. Below this course the wall was 0.35m wide and 1.3m high.
- 2.4.15 The faces of the cellar walls displayed a dark staining of unknown origin. The cellar was largely filled with a single layer of soil and rubble (13032/13042) up to 0.6m thick, above which against the west wall was a thin patch of dark soil (13031).

Wall 13005

- 2.4.16 West of the cellar there was a space of similar width (1.9m east to west) and at least 2m wide north to south. It was defined by structure 13002 and foundation 13007 to the south, wall 13028 to the east, and wall 13005 to the west, but its northern side lay outside the trench to the north. The top of wall 13005, however, was exposed running 2.1m north from the trench, apparently on the same line as the wall and doorway at the top of the spiral staircase at the west end of trench 12 (above), before turning to the east (as wall 13050).

- 2.4.17 Wall 13005 was 0.6m wide. At its south end it abutted a brick buttress (or wall), 13004) extending 0.5m out from the brick wall 13003 (**Plate 16**). Its base was not exposed, but there were traces of *in situ* plasterwork (13039) adhering to its eastern face (**Fig. 5, section**). Within the fifth and sixth courses down from the upper surviving level there were four evenly spaced beam slots in the wall's eastern face, although no similar slots were recorded (or are visible on photographs) in the western face of wall 13028.
- 2.4.18 This area was not fully excavated, and the lowest recorded deposit in it was a layer of brown sandy silt (13029), up to recorded up to 0.5m thick with occasional pieces of sandstone, brick and mortar. This was overlain by a thin (0.03m) layer of burnt material (13036) at the approximate level of the recesses in wall 13005, then a 0.2m thick layer (13030) similar to 13029.
- 2.4.19 A modern test pit (13017), lined with plastic had been cut into these fills east of wall 13005.

West of wall 13005

- 2.4.20 West of wall 13005 there was a course of sandstone (13033) projecting out c. 0.1m from the base of brick wall 13003 on the southern edge of the trench, possibly part of the wall foundation but not on the same line as foundation 13007 to the east. Approximately 0.2m below these, within the trench, there was a line of three large sandstone blocks, possibly the top of the westward extension of 13007, but excavation in this area did not proceed below this level.
- 2.4.21 The lowest recorded context west of wall 13005 is described as comprising 'large sandstone blocks forming a structure' (13034) which are interpreted as possibly 'a floor or the ceiling of a cellar' (**Plate 16**). This was not further investigated and the nature of this structure is unclear from the records, although there appear to be a number of sandstone slabs set on edge, aligned north-south beside wall 13005, visible in photographs. These were overlain across the rest of this area, by a sequence of thin layers – of blackish sandy clay (13035) containing fragments of coal, light brown soil (13026) containing sandstone fragments, dark brown silty clay (13023), and a dark loam (13015). These layers had all been cut through down to 13034 by feature 13027 which extended up to 0.4m out from the wall across the trench, and was filled with a dark brown black silty clay (13023) containing large pieces of sandstone.

2.5 Trench 14

- 2.5.1 Trench 14 measured 6m by 4m (**Fig. 6**), aligned north-south, and was positioned across the southern end of the extant, above ground remains of the outer wall of the west range, immediately south of 1968-70 Trench VIII. Before excavation, the area was covered in grass.

The original wall

- 2.5.2 The wall foundations (14026) were visible on the wall's western, outer face, overlying natural clay (14034/14039); no foundation cut was recorded (**Plates 17-18**). They comprised three courses of coarsely dressed sandstone blocks (0.25m, 0.1m and 0.15m thick, lower to upper) bonded with lime mortar, which extended out from the face of the wall above by up to 0.15m. They ended 3.4m from the northern end of the trench, where they abutted another foundation (14027, below). The foundation courses on the

inner face of the wall were largely concealed by a rectangular structure (14030, below) abutting its lower level, and it is unclear whether they extended out from the face of the wall (**Plate 19**).

2.5.3 Above the foundation layer on the wall's outer face, the base of the wall (14014) comprised five courses of similar sandstone blocks, with a combined height of 0.7m, topped by an ashlar plinth. The southern ends of lower three course formed a flat end face, but the fifth extended out c. 0.05m from the face and may not be *in situ* (or it may have been disturbed and replaced during later reconstruction, below). The ashlar blocks (the most southerly of which did not survive) were made of finely dressed sandstone blocks 0.8-0.95m long, and 0.24m high with an angled upper edge. The inner face of wall 14014 comprised thinner courses of stone (averaging 0.95m), the uppermost of which was level with the top of the plinth. At their southern end, these courses were keyed into courses of brickwork which turned inward towards the southwest at an angle of 135° (**Plate 19**).

2.5.4 Although this angled brickwork was partly concealed by demolition rubble below the later southward extension to the wall (14002 below), its angle was matched on the west side of the wall by the southern face of foundation 10427, although not on exactly the same line (**Plate 20**). This structure, also lying on the natural clay (14039), had a maximum width of 0.7m and was 0.55m high. Its northern, sandstone face was flat and perpendicular to the wall's western face which it abutted, but its southern, angled face comprised bricks; c. 0.4m from the wall, these turned west at another angle of 135°.

2.5.5 A rectangular structure (14030) of unknown function abutted the inner face of the wall at its southern end, the position of its south face matching to the angle in the adjacent brickwork (**Plate 19**). It was at least 2.2m long (continuing beyond the north edge of the trench) and it extended c. 0.8m out from the wall. Apart from along its visible faces it comprised irregularly laid sandstone slabs. On its outer edge there was a subcircular cut (14032) into the stonework, c. 0.5m in diameter but not extending to the base of the structure, filled with a firm yellowish-grey clay (14031). This cut extended beyond the eastern edge of the trench.

2.5.6 The ashlar plinth on the outer face of wall 14014, and the corresponding stone courses on its inner face, appear to represent the uppermost surviving levels of the original wall within the trench following its demolition. However, both were overlain by two courses of bricks, and while those on the outer face have the appearance (in photographs) of a later addition, those on the inner appear to be more securely bonded to the original structure (**Plates 17 and 19**).

Later wall

2.5.7 Given the uncertainty about the phasing of the two brick courses, the partly demolished original wall was overlain by a later phase of wall construction (14002) extending south beyond the edge of the trench and curving slightly towards the west (**Plates 17, 19 and 21**). To the south of wall 14014, wall 14002 was built over a thick layer of demolition rubble (14028) containing a mixture of 18th century pottery production waste and 19th century wares.

2.5.8 Wall 14002, which was up to 1.15m high at the south but only c. 0.5m high where it overlies wall 14014, had irregular coursing, including the occasional brick. It had some voids and no visible mortar. Its eastern face was

noticeably off-vertical, sloping inwards towards the top. The upper surface of the wall lay directly below the turf and topsoil (14001).

- 2.5.9 There was a range of deposits on both sides of the wall. Abutting the wall foundations (14026) on the west side, and overlying the natural clay, there were a number of discrete but largely contemporary deposits to the north of foundation 14027. The most southerly, abutting 14027, was a sandy deposit contained crumbled mortar and brick (14033). Similar deposits (14035 and 14036) lay c. 0.7-2.2m to the north, with a deposit of dark brown soil (14037) at the northern end of the trench. These layers were overlain by a 0.1m thick layer of dark brown/black soil (14029) containing pottery, glass and animal bone (sheep's jaw). Above this, and abutting the overlying courses of wall 14014 adjacent to its southern end, as well as the north face of foundation 14027, there was a rectangular deposit of light brown clay (14022), with deposits of rubble (14023 and 14024) to its north.
- 2.5.10 The lowest recorded deposit south of foundation 14027 was a thick layer of rubble (14028) in a dark brown soil, containing numerous pieces of sandstone, some with 135° angles matching those in the foundation. This layer extended under wall 14002, and was sealed by a layer of dark brown soil (14025), up to 0.1m thick, upon which the wall was built but which sloped away to the west. Layer 14025 extended over foundation 14027, abutted clay deposit 14022, and was sealed first by a layer of soil containing a large quantity of rubble (14013), then by a more extensive layer of rubble (14006/14012) up to 0.55m thick, containing modern glass, which continued below the topsoil to the north end of the trench.
- 2.5.11 East of wall 14014, rectangular structure 14030 was overlain by a layer of red brick rubble (14019), at least 0.7m thick, which was the lowest recorded deposit across the rest of the east side of the trench (probably contemporary with 14028 to the west). At the south end of the trench, abutting wall 14002, layer 14019 was cut by a narrow feature (14021), at least 0.8m long by 0.2m wide and 0.35m deep, containing a dark soil (14020). This feature, and layer 14019, were overlain by a dark-brown/black soil (14005) comprising lenses of red, possibly burnt soil (14007), charcoal (14004) and further rubble (14010).
- 2.5.12 Layer 14005 was cut, in turn, by two further features positioned against the face of wall 14002. The earliest, feature 14018, was at least 0.8m long by 0.42m wide, and up to 0.47m deep, and it was filled with a loose (but 'very compacted' in *Description*) brown soil (14015). The southern end of feature 14018 (and rubble layer 14010) was cut by a similar feature (14016), 1.28m long by 0.39m wide and 0.67m deep, containing two brown sandy soil (14017 and 14009). These fills, through which a bent iron bar had been driven into the base of the cut (its upper end lying just below the turf), produced pottery, glass, clay pipe stem and animal bone. A small semicircular deposit of stone (14011) against the face of the wall at the southern end of the trench (not on plan) may be the packing at the base of a posthole, c. 0.5m by 0.3m and 0.05m deep, which cut layer 14010. Features 14018 and 14016 were both overlain by a further rubble layer (14008).
- 2.5.13 The southern end of wall 14002 was overlain by a spread of demolition debris (14003), mostly sandstone but with some brick, below the topsoil.

2.6 Summary

- 2.6.1 The site's long history of construction, decay, abandonment, demolition, reoccupation, clearance, restoration and investigation has left a complex sequence of deposits and structures. The archaeology revealed in the four trenches excavated at the southwest corner of the manor house, and within its south range, reflects this long history, but by itself cannot at present be correlated with a high degree of confidence with the provisional phasing developed from the far more extensive excavations in other parts of the site.
- 2.6.2 The lower part of the north-south wall exposed in Trench 14 would have formed the southern end of the front wall of the west range. Built mostly of stone, the inclusion of brick courses above the plinth, and at the angled southern end reflects the use of brick as a new and fashionable building material in the 16th century. The exact nature of the angled structures at the southern end of the wall is unclear, although these may relate either to a polygonal tower at the southwest corner of the manor house (to match the Wolsey Tower at the northwest), or an angled buttress; both are depicted in recent computer reconstructions of the manor house by Marcus Abbott: (http://www.shef.ac.uk/research/stories/arts_andhum/17.html)
- 2.6.3 Below-ground cellars were exposed in each of the three trenches excavated in the south range (Trenches 11-13). While it is possible that these all belong to Phase 2 of the 16th-century manor house (Beswick n.d., section 1.4.3.2), each was different with respect to its size, structure and means of access, as well as to their subsequent histories.
- 2.6.4 The cellar in Trench 11 had some of its vaulted roof surviving *in situ*, although this appears not to have covered the entire cellar. The cellar area in Trench 12, which was divided into at least two parts by a doorway using re-used dressed building stone, was accessed by a spiral staircase built against the inner wall of the south range. This staircase probably continued up to the above-ground floors. The cellar in trench 13 also showed some evidence of rebuilding, both of its walls and the replacement of some of the stone steps.
- 2.6.5 Each of the cellars appeared to have been filled with combinations of rubble from deliberate demolition and longer term collapse, deliberate backfilling, the dumping of waste and natural infilling, and much of the artefactual material relates to the episodes of 18th- and 19th-century occupation and craft/industrial activity which followed the demolition of the manor house c. 1708. Some of the structures within the cellars, and most of those above the cellar level probably date to this long phase of occupation.

3 FINDS

3.1 Pottery

by C.G. Cumberpatch

- 3.1.1 The pottery assemblage from excavations undertaken in 2009 on the site of Sheffield Manor was examined by the author between January 26th and February 4th 2010. The assemblage consisted principally of pottery of early modern and recent type with a small quantity of earlier material. This was accompanied by a substantial quantity of waste from the early 18th century pottery kiln known to have existed on the site together with ceramic building material and a variety of other ceramic objects, including items used in

games and pastimes. The details of the assemblage are summarised in **Tables 1 to 11 (Tables 3-11 in Appendix 1)**.

- 3.1.2 In terms of both quantity and the range of material present, Trenches 11, 12 and 13 are broadly similar while Trench 14 is distinguished by the large quantity of broken saggars and related production waste from the 18th century pottery known to have been located on the site.

Table 1. Summary of the quantities of material from the 2009 excavations

Trench/material	Number	Weight	Estimated no. vessels (max)	Notes
11 Pottery	117	998	108	See Table 3
11 Other	13	462	13	See Table 4
12 Pottery	221	2660	216	See Table 5
12 Other	4	41	4	See Table 6
13 Pottery	204	1884	186	See Table 7
13 Other	14	295	14	See Table 8
14 Pottery	1758	16816	1562	See Table 9
14 Production waste	135	26592	132	See Table 10
14 Other	37	1733	37	See Table 11
Total	2503	52481	2272	

- 3.1.3 A considerable number of summaries of the range of material found on sites of 18th and 19th century date in Sheffield have been produced in recent years. To date none of these have found their way into the public domain other than as elements of 'grey literature' reports, only a few of which have so far been made public through the OASIS programme. The following account begins with a description of the pottery constituting the assemblage, intended as an introduction to the major features of the principal ware types represented in the assemblage from the Manor Lodge excavation. The type series is divided into three parts covering firstly the products and associated production waste from the early 18th century pottery on the site, secondly the other classes of pottery and thirdly other ceramic items in the assemblage. Brick and tile are covered only briefly, these subjects being beyond the author's competence.

- 3.1.4 The type series is followed by brief summaries of the evidence from the four trenches. These are of a preliminary nature as the details of the stratigraphic structure of the site were not available to the author at the time of writing.

Type series

- 3.1.5 Although the pottery assemblage from the four trenches was diverse in character and spanned a considerable range of dates, much of the earlier material was residual in later contexts. This aspect is discussed in the notes on the individual trenches, below.

Mottled ware and early 18th century pottery manufacture at Sheffield Manor

- 3.1.6 The presence of a pottery kiln and associated workshop on the site of Sheffield Manor has been known since excavations in the 1970s revealed the plan of a multi-flue kiln inside a room in Wolsey Tower and a large quantity of production waste in other areas of the site (<http://www.idigsheffield.org.uk/index.asp?menu=site>). The recovery of a considerable quantity of such waste from the 2009 excavations was therefore to be expected although the concentration in Trench 14 suggests that its distribution across the site is not uniform, something which may be of significance in the planning of future research on the site.

3.1.7 The later 17th and 18th centuries saw the establishment of a number of ‘country potteries’ across South and West Yorkshire, as summarised in **Table 2** and discussed further below.

3.1.8 The Manor pottery is slightly unusual amongst the other known potteries of this date in that the potter appears to have concentrated on a single ware type. This is known as ‘Mottled ware’ from the mottled appearance of the lead glaze which is coloured with grains of manganese or iron to give a distinctive speckled appearance (the name ‘Manor ware’ which is sometimes used to describe these wares is both inaccurate and misleading and should be avoided). The density of the colourant can vary considerably between batches of glaze and this explains the variation between individual vessels and groups of vessels. The range of vessel types seems to have been somewhat less restricted with small mugs or tankards, porringers and plates all known from the excavations in the 1970s. The types represented in the assemblage under discussion here were less diverse with only mugs/tankards and porringers positively identified although many of the saggars identified were too shallow for these hollow wares and must have been used for firing plates or shallow dishes.

Table 2. Archaeologically attested later 17th and 18th century country potteries in South and West Yorkshire

Site	Date range	Products	Reference
Pule Hill	Mid-17th century	Slipware, Yellow ware, Blackware type	Cumberpatch 2000, Lawrence 1974, Bryant, unpublished
Bate Ain	Later 17th & 18th century	Blackware type, Yellow ware, Mottled type ware, Slipware	Cumberpatch 2000, Lawrence 1974
Sheffield Manor	Post 1708 – c.1738	Mottled ware	Beswick, pers. comm., 1978
Midhope / Midhopestones	1720 – c. 1845	Slipware, Brown Glazed Coarsewares, Redware	Lawrence 1974, Ashurst 1987, 2002, Kenworthy 1928
Swinton	1745 - 68	Slipwares; flatware, hollow ware	Cox and Cox 2001
Brown Moor pottery, Lazencroft	1739 – c.1777	Slipwares and others	Lonton 2008
Barwick-in-Elmet	c. 1747 - 1788	Slipware, Slip Coated ware, Mottled ware	Cumberpatch 2007, JB Archaeological Services/BEHS 2007
Silkstone	c.1754 - 1802	Slipwares, Slip Coated ware, Manganese Mottled wares, Brown Glazed Coarsewares	Brears 1971, Lawrence 1974
Bolsterstone	c. 1778 – 1796	Slipware, Black Glazed Coarsewares	Ashurst 1987, 2002
Bate Green	c.1788+	Slipware	Lawrence 1974
Thornhill Hall, Dewsbury	?16th to 17th century	Unknown; glazed stones suggest the presence of a kiln	Cumberpatch 2000

3.1.9 Two distinct sub-groups within the Mottled ware category were identified and have been given the preliminary names of Mottled ware 1 and Mottled ware 2.

3.1.10 Mottled ware 1, the commoner of the two, is typically a hard, fine textured light buff coloured fabric with few inclusions visible to the naked eye. At a low magnification (x8 – x10) it has a fine granular texture and contains sparse fine black inclusions and, in some cases, fine voids with black margins. There was no sign, in the examples examined, of the fine white inclusions noted in the case of Mottled wares from Silkstone (Cumberpatch

2004a, 4). Nor were there any signs of the streaks of red clay seen in examples of Mottled ware from Bolsterstone and Midhope, reported by Hurley (2009, 67).

3.1.11 Mottled ware 2 has a much darker and more opaque brown glaze and the fabric is much lighter, almost white in colour. Low-power magnification shows only sparse inclusions but these include possible fine grains of muscovite, fine pale non-crystalline orange-red grains and slightly larger non-crystalline whitish grains. Local white-firing Coal Measures clays were exploited from the later medieval period onwards (Cumberpatch 2004b) and it is possible that such deposits were the source of the clays used at the Manor. The medieval Coal Measures wares are distinguished by their very coarse texture and while the evidence of the other 18th century country potteries demonstrates that potters had few problems obtaining fine clays, it is probable that extensive levigation (settling in water-filled tanks) was required in order to obtain clays of an acceptable degree of purity. Levigation tanks are typically located close to the site of the pottery and a convenient water source but to date (and to the best of the author's knowledge) none have yet been identified on the Manor site.

3.1.12 A small number of obvious wasters were identified in the assemblage but the commonest evidence of manufacture were the fragments of saggars and pieces of stone coated in glaze listed and described in **Table 10**. One of the saggars (Trench 14, context 14028) contained the bases of mugs which were stuck firmly to the base with glaze that had run from the bodies and attached the vessels to the saggar but others were too shallow to have contained hollow wares and were presumably intended for plates or dishes. It is evident from this (as well as from the brief published descriptions of the material from earlier phases of excavation on the site) that the assemblage discussed here does not include a representative sample of the products of the 18th century pottery. Only a full review of the assemblages from earlier excavations will allow a comprehensive assessment of the vessel types produced on the site.

3.1.13 The presence of fragments of stone coated in glaze suggests that the kiln was refurbished on a number of occasions and its internal fittings replaced with new elements. Given the duration of activity on the site (c.1708 – c.1738) this is to be expected. It is unclear from the available evidence whether the surviving parts of the kiln included evidence of rebuilding but with a lifespan of some thirty years, it is unlikely that such evidence would be absent.

Medieval pottery

3.1.14 Only one sherd of medieval pottery was identified in the assemblage (Trench 14, context 14006). This was a sherd of *Coal Measures Whiteware*, most probably from one of the later medieval potteries in the Don Valley. This type of pottery, which dates to the period between the later 13th and early 15th centuries has been fully described elsewhere (Cumberpatch 2004b).

Late medieval and post-medieval pottery

3.1.15 Late medieval and post-medieval (c.1450 – c.1600) pottery was present in small amounts in the form of *Cistercian ware* (Trench 14, context 14019) and Cistercian type ware (Trench 11, context 11011). The latter was distinguished by the soft red fabric which is not typical of Cistercian ware

although the vessel forms were remarkably similar to orthodox Cistercian wares. Further details of Cistercian wares can be found elsewhere (Moorhouse and Roberts 1991, Spavold and Brown 2005).

- 3.1.16 A small number of sherds of *Midlands Purple type* and *Purple Glazed* wares were identified in contexts 11009, 11029 and 14006. These are poorly defined and ambiguously dated types, (as indicated in the data tables) but may in some cases be early enough to justify their inclusion as post-medieval wares.
- 3.1.17 One sherd of imported European pottery was positively identified, the handle stump and rilled body of Rhenish stoneware mug or bottle from context 14019. It is probable that the sherd is of *Raeren* or *Langerwehe* type dating to between c.1400 and c.1600. Rhenish stoneware is a regular find on later medieval and post-medieval sites in South Yorkshire although it rarely represents more than a small fraction of any assemblage. It is, however, one of the few classes of European pottery of this date to appear outside South Yorkshire's principal inland ports, Doncaster and Bawtry.

17th and early 18th century pottery

- 3.1.18 Pottery dating to the 17th and early 18th centuries included a variety of ware types, many of them typical of the period. All four trenches produced examples of 17th century *Blackware* (Moorhouse and Roberts 1991, Cumberpatch 2002, Spavold and Brown 2005), specifically Trench 11 (contexts 11013, 11016), Trench 12 (context 12032), Trench 13 (context 13036), Trench 14 (contexts 14006, 14024, 14029, 14036). *Yellow ware*, contemporary with and manufactured alongside Blackware was noted in three contexts in Trench 13 (contexts 13075, 13019, 13032) although in two of these cases the attribution was somewhat questionable.
- 3.1.19 *Redware* and *Type 1 Slipware*, a variant of Redware decorated with trailed white slip designs, were also noted although in small quantities. Although production may have continued into the early 18th century, these types are, in Yorkshire at least, typically of 17th century date. Redwares were noted in Trench 14 (contexts 14006, 14013, 14019 and 14036), Redware type; Trench 11, context 11030 and Type 1 Slipware in Trench 11 (contexts 11012 and 11059) and Trench 14 (contexts 14003, 14019).
- 3.1.20 *Tin Glazed Earthenware* has traditionally been associated particularly with the Dutch city of Delft from where it takes its popular name 'Delftware'. In fact, although Tin Glazed Earthenwares were imported into Britain in large quantities from the Netherlands, manufacture was also established in London, Liverpool, Whitehaven, Bristol, Glasgow and Norwich. Production extended from the late 16th to the mid 18th century but the dating and attribution of individual sherds is difficult unless identifiable designs survive which, in this case, they did not. Although the ceramic body was soft and the glaze prone to flaking, Tin Glazed Earthenware was the first European ware to offer any sort of competition to imported Chinese porcelain and it occurs in small quantities on a number of sites in Sheffield although usually as a residual element in later deposits. To find it on the site of the Manor is not unexpected and it would be expected in greater quantities in 16th and 17th century contexts. In the areas discussed here it was noted in Trench 11 (context 11025), Trench 13 (contexts 13016, 13019, 13029, 13030, 13055, ?13075) and Trench 14 (context 14036, 14037). The small size and poor condition made the identification of specific designs impossible and so

precluded a closer dating of the sherds. In future excavations it would be highly desirable to identify and remove Tin Glazed Earthenware from the mass of the pottery during excavation as it can suffer significantly from abrasion during the post-excavation process and such damage limits its considerable inferential potential.

18th and early 19th century pottery

- 3.1.21 In addition to the Mottled ware which was manufactured on the site and has been discussed in greater detail above, the site also produced a range of other typical 18th century wares. The early modern period, beginning around 1720 in ceramic terms, saw the parallel development of two very distinctive groups of pottery. On the one hand there were the vernacular tablewares which included Mottled ware together with Slipware, Slip Coated ware, late Blackware and certain types of Brown Salt Glazed Stoneware. In stylistic terms these owe much to the post-medieval pottery tradition (Cumberpatch 2003) and can be considered to be a development of it and its final expression (leaving aside utilitarian wares which are considered further below). In terms of the organisation of production these wares were all manufactured by potters working in the 'country potteries' listed in **Table 2**. These potteries were essentially family-run concerns in which pottery manufacture was combined with farming in manner similar to that seen in other local industries (Battye 1999; 2003) and which has been termed the 'dual economy' by David Hey (1969, 1972), reflecting the fact that the potters were also farmers and smallholders.
- 3.1.22 Apart from the Mottled ware a range of other vernacular tablewares were present in the assemblage with *Late Blackware* the commonest in all trenches except 13. Press moulded *Slipware*, decorated with trailed and layered coloured slip was present across the site although in relatively small quantities. Both of these types were manufactured at several potteries in South and West Yorkshire, as set out in **Table 2** and discussed at greater length elsewhere (Cumberpatch 2004a, White 2007, Hurley 2009). These wares form a regular component of assemblages from sites in Sheffield but usually as a residual element in mixed context groups. In view of this, and in spite of the fact that they are contemporary with the Mottled wares, it cannot be assumed that the examples recovered were all in use on the site in the 18th century. The problem of large scale dumping is one that affects the majority of sites excavated to date in Sheffield and the fact that the issue has yet to be resolved exemplifies the limitations of developer-funded excavations undertaken under PPG 16.
- 3.1.23 *Porcelain* (as distinct from Bone China which is discussed below) was rare, with only three sherds positively identified (contexts 11009, 14006 and 14036). Whether this was Chinese or European is unclear. Porcelain has been given little serious attention in the archaeological literature to date and in consequence its dating and attribution to source are both under-developed. Sherds occur regularly (although in small quantities) on sites across Sheffield but their significance is poorly understood.
- 3.1.24 Eighteenth to early 19th century formal tablewares were generally well represented in the assemblage although later types were commoner than the earliest, *White Salt Glazed Stoneware* (WSGSW) which was identified in only four contexts (11057, 14003, 14024, 14036). *Creamware*, the earliest of the lead glazed refined earthenwares (c.1740 – c.1820) was well represented in all trenches but was particularly common in Trench 14.

Creamware was manufactured widely in South and West Yorkshire (Lawrence 1974, Cox and Cox 2001, Griffin 2001, 2005) and forms a major part of most assemblages with a later 18th to early 19th century component from Sheffield. The same is true of *Pearlware* (c.1780 – c.1840), both plain and transfer printed (references as for Creamware) which was also common in the Manor Lodge assemblage. There were few identifiable transfer printed designs amongst the Pearlwares other than the commonest ones (Willow, Two Temples) and relatively few hand painted vessels (see contexts 14006 and 14012 for examples). A sub-type of the Pearlware category was represented by the *Edged wares* (c.1780 – c.1830) with their characteristic 'Grass' pattern moulded rims and blue feather-edged paint (Brooks 2005, 41).

- 3.1.25 *Brown Salt Glazed stoneware* (BSGSW) vessels fall into three distinct groups: 18th century tablewares, late 18th and 19th century kitchen wares and retail wares.
- 3.1.26 The first group, 18th century tablewares, includes mugs, tankards and porringers which were often similar in design to the Mottled ware vessels (Jennings 1981, fig. 100). To date, no potteries engaged in the manufacture of such vessels have been located in South or West Yorkshire but 18th century stoneware production was concentrated in Staffordshire and around Nottingham and it is probable that many of the examples of these wares found in Sheffield originated in the latter city or its immediate environs. Examples were present in all four trenches although there were no complete vessel profiles. Context 11009 produced a good example of the typical rilled band above the base and context 14006 the wall of a mug with an incised design.
- 3.1.27 With the development of the cast iron coal-fired domestic kitchen range from the late 18th century onwards there was a growing demand for durable kitchen wares which could be used in domestic ovens. Stoneware vessels were ideally suited to this purpose being hard, durable and easy to clean and the numbers of stewpots, souse pots, loaf pots and similar vessels represented on sites of 19th century date are vast. The Manor Lodge assemblage reflects this trend with examples from all four trenches. Of particular note is the fragment of a loaf pot from context 14013 and the lid from context 14005. The manufacture of stonewares expanded during the 19th century in response to the growing demand and potteries at Brampton and Whittington Moor near Chesterfield were prominent amongst manufacturers in the East Midlands (Walter 1999). One of the sherds from context 14005 bore a stamped mark identifying it as a Whittington Moor product.
- 3.1.28 In addition to the brown salt glazed stonewares, a variety of other *Stonewares* were present amongst the Manor Lodge assemblage. These included examples of the third major category, retail wares, notably bottles, flagons and jars. Such vessels often bore printed labels identifying the retailers and typical, but fragmentary, examples were noted in context 14005 (a Rotherham brewery) and context 14019. Context 14006 also contained two jam jar bases (with the typical fluted walls) with makers or retailers stamps on the underside. Both were, unfortunately, too small for the names to be identifiable but many of the major manufacturers, including Hartley, had their jars marked in this way.

- 3.1.29 Unmarked vessels included bottles (contexts 12032, 14005, 14006) and a variety of small utilitarian jars.

Utilitarian earthenwares

- 3.1.30 As with most post-medieval and later domestic pottery assemblages, a significant part of the total consisted of utilitarian ware. This group of wares included examples of widely varying date from the 17th to the early 20th century. In general, utilitarian wares are difficult to date with any degree of accuracy as little work has taken place on the typology or the fabrics of individual types and few potteries producing these wares have been investigated either archaeologically or through documentary evidence (see Lawrence 1974 for the best available account). The ambiguity over the date of individual examples and the long duration of the brown glazed tradition means that it is easier to treat the group as a whole rather than sub-divided by period.
- 3.1.31 Brown glazed red earthenwares generally form a major part of pottery assemblages dating to the period between the later 16th / early 17th and early 20th centuries but remain the least investigated of any major class of domestic pottery within this period. For this reason, and in spite of clear differences in both the details of vessel form and fabric, it is exceptionally difficult to provide adequate date ranges for particular sub-types or individual vessels. The suggested date ranges set out in the data tables should be considered as the maximum possible and where more closely datable material is present this should be used as the indicator of the possible date of the group or assemblage. Generally speaking, the characteristics of the individual utilitarian vessels were consistent with the dates derived from the pottery which accompanied them and it seems likely that the mottled brown glaze present on many examples is a characteristic of 18th century vessels with the more even, darker brown glaze being perhaps more typical of 19th century examples.
- 3.1.32 Two groups of wares have been identified within the larger brown glazed utilitarian ware group.
- 3.1.33 The origin of the *Brown Glazed Coarsewares* (BGCW) can be traced back to the 16th and early 17th centuries (Cumberpatch 2003) and similar wares remained in production throughout the 19th century and into the early years of the 20th century. The commonest vessel form is the pancheon, a narrow-based wide-mouthed bowl, typically glazed internally (e.g. contexts 14008, 14012 and 14013). The numbers of these vessels excavated on late post-medieval, early modern and recent sites is vast and it seems that they must have fulfilled a variety of domestic functions (attested uses include the preserving of eggs and the preparation of fruit vinegars; Watson pers. comm). Production is poorly understood and documented but must have played a significant part in the economy of the county throughout the period of their use. Large jars and cisterns are also commonly found in late post-medieval and early modern assemblages although they are not usually as common as pancheons. The closed vessels are distinguished by their internal and external glaze, in contrast to the pancheons which were glazed internally only. Examples of hollow wares in the Manor Lodge assemblage include sherds from contexts 12043 and 14028.
- 3.1.34 *Brown Glazed Finewares* (BGFW) form a distinctive group within the utilitarian ware tradition and consist mainly of smaller hollow wares (contexts

12039, 14019) including jars and jugs (context 14029). On sites in Yorkshire they appear to be of later 17th and 18th century date and to occur in 19th century contexts principally as a residual element.

- 3.1.35 *Yellow Glazed Coarseware* (YGCW) is distinguished from the brown glazed wares by the thin layer of white slip internally which, under the clear glaze, gives a bright yellow finish (context 14012 and 14029). Pancheons and bowls are the commonest vessel types in this ware (contexts 13030, 13045). It is normally rare on urban sites and seems to be commoner on rural sites although the reasons for this are obscure.
- 3.1.36 Other coarse earthenwares are distinguished by the colour of the glaze although they clearly form part of the general group. These include Mottled Coarseware (contexts 14012, 14019 and 14036) and Coarse Blackware, earlier examples of which owe much to the post-medieval Blackware and Purple Glazed ware traditions
- 3.1.37 Finally, a note should be added on the *Unglazed Red Earthenware* (URE). This group, distinguished as the name implies, by the absence of glaze, includes a variety of horticultural wares as well as utilitarian wares of unknown function. Dates are extremely difficult to attribute with any accuracy and those given should be treated as indicative rather than absolute.

19th and 20th century pottery

- 3.1.38 If Creamwares and Pearlwares can be said to form part of the early modern phase of pottery manufacture (admittedly an arguable contention), then the recent or modern phase can perhaps be defined as beginning with the appearance of transfer printed *Whitewares* around 1840 (see Coysh and Henrywood (1997, 8-11) for an alternative and useful periodisation of the transfer printed wares). The 19th century also saw the rapid adoption of various porcelain or *Bone China* bodies, not only for high quality wares (Cox and Cox 2001) but also for a wide variety of cheap tablewares, as discussed below. Both Whitewares and Bone China wares are extremely common on sites in Sheffield (see, for example, Cumberpatch 2008) and the Manor Lodge assemblage is no exception to this.
- 3.1.39 The range of designs on transfer printed Whitewares from the Manor Lodge is narrow and seemingly limited to the more popular end of the spectrum with Willow, Asiatic Pheasants and Two Temples all present alongside other Chinese style landscapes and rural scenes with single examples of Eton College, Barker's Gem, Albion and possibly Wild Rose. A small number of sherds bore captions but in no case was it possible to determine the full text. Vessel forms included the range familiar from other sites in Sheffield: cups and bowls, plates, saucers, servers/carvers and dishes.
- 3.1.40 A wide range of refined earthenwares are difficult to date with any degree of accuracy, including the *Cane Coloured wares* and *Slip Banded Cane Coloured (CC) wares*, *Slip Banded wares*, *Colour Glazed wares*, *Fine Redware* and *Jackfield ware*. All have a date range which begins in the last decade of the 18th century and spans the 19th century, ending in their original form at the end of the 19th century or in the early years of the 20th century. Slip banded and colour glazed decoration was easy and cheap to apply and as a result these wares are extremely widespread but have attracted little in the way of detailed research from collectors. The same

applies to the *Sponged ware* and *Sponge Printed ware* although in these cases start dates of c.1830 and c.1840 are well established. Bowls, mugs, jugs and other hollow wares were the commonest types of vessel in these wares.

3.1.41 *Bone China* is a very distinctive ceramic body first produced in Staffordshire in the 1790s. Although the recipes vary, the basic body consists of approximately 25% china clay, 25% china stone and 50% calcined animal bone (hence the name). By the early 19th century its use had spread beyond Staffordshire and production was underway throughout the country. Bone China is unsuitable for throwing, but well suited to moulding and most Bone China vessels were made in this way. Although popularly associated with high quality wares, it was also used for a variety of cheap tablewares, notably teawares but also including souvenirs and ornaments. The range of Bone China items in the Manor Lodge assemblage is typical of sites in Sheffield with cups, mugs and bowls well represented. Transfer printed designs were rather rare but included the Two Temples pattern, a popular choice for Bone China teawares. Other sherds carry the distinctive lustre decoration (listed in the data tables as *Lustre ware*) formed by applying a thin metallic film lubricated with oil to the surfaces of a vessel prior to firing. Although widely used on earthenwares, the examples from the Manor Lodge have a Bone China body (contexts 14005 and 14006).

3.1.42 Two sherds from context 14005 bore the name of the city of Coventry with a transfer printed picture of the city. Ceramic souvenirs and ornaments form a regular, if small, part of assemblages from Sheffield (see, for further examples, Cumberpatch 2008) but are generally from popular seaside resorts such as Blackpool, Morecambe and the Isle of Man.

Games, pastimes and unidentified objects

3.1.43 Although the greater part of any pottery assemblage is generally composed of vessels and similar items, those dating to the early modern and earlier periods often contain a small proportion of items related to games and pastimes. The Manor Lodge assemblage is rich in this respect. The commonest and most readily identifiable objects are unglazed clay marbles and glazed white balls used in the game of knurr and spell (**Tables 4, 6, 8, 11**). The unglazed marbles are normally small (less than 20mm in diameter) and made of buff or red earthenware. Although they are sometimes considered to be the spherical stoppers from glass Codd bottles, the author is unaware of any examples of such bottles which actually contain a clay ball rather than glass one and while this is not a definitive observation, the assumption made here (and in other reports) is that the marbles were exactly that – clay spheres used by children to play the game of marbles. The size of the marbles varies (dimensions are given in the data tables) and some are irregular in shape, suggesting a rather casual attitude to their manufacture.

3.1.44 The knurr and spell balls are easily distinguished from marbles by their larger size (20mm – 25mm diameter) and the fact that they are made from a white refined earthenware body (identical in appearance to the body used for Pearlwares and Whitewares) and are usually glazed. The game appears to have originated in coal mining areas during the 18th century and to have become widely popular in the 19th century and it remained popular into the middle of the 20th century. Although originally associated with mining districts, the fact that the knurr balls are common on sites in and around

Sheffield indicates that it spread rapidly to neighbouring areas. Local teams and leagues were organised amongst the patrons of public houses and it appears that large crowds attended local matches and money was wagered on the outcome. There is some variation in the sources as to the details of the equipment with some stating that the balls were made of turned boxwood while others suggest that the ceramic balls could have been as large as a golf ball. The ball was launched either from a spring-loaded device (see here: http://www.leodis.net/display.aspx?resourceIdentifier=2007517_163598&DISPLAY=FULL) or from a gallows-like wooden structure known as a pin. The Yorkshire Film Archive includes film of a match played in 1963 or 1964 which shows the game in some detail (<http://www.yfaonline.com/yfapublic/assetDetails.cfm?film=998&keyword=>). The same source suggests that one reason for the decline in its popularity was the fact that it became impossible to obtain balls of suitable quality and that the newer balls would shatter upon impact.

- 3.1.45 The assemblage also included a number of other objects the purpose of which is not immediately clear. One of these was a teardrop shaped object with one flat face (context 14006). Similar in general appearance to the knurr balls (apart from its shape), the object measures 24.4mm from the point to the butt-end and 23.06mm at the widest point of the circumference. The shape appears to have been created by turning (the marks are clearly visible under the glaze) and the pattern of the glaze suggests that the flat face was made before firing but further smoothed after firing. Examples of similar objects have been found in other assemblages from Sheffield but to date they remain unidentified.
- 3.1.46 A common but rarely recognised component of pottery assemblages are pot discs. These are sherds from broken vessels which have been chipped into roughly circular shapes, clearly deliberately but for no reason that is immediately apparent. Examples from sites in Sheffield contemporary with those from the Manor Lodge are numerous and a small number have ground rather than chipped edges. Other examples are known from Doncaster and late medieval sites in Durham (author's obs.). Suggestions as to the functions of the pot discs are various and include sling-shots, discs to be thrown to scare birds from crops or to skim across the surface of a lake or pond, counters or gaming pieces, weights or tally tokens. The wide variations in size and weight seems to rule out any function which would require standardisation and it is not immediately apparent that there would be any great advantage in making an object to throw at birds when an irregular stone would be equally effective. Flatness does not seem to have been an issue as most are made from the curved walls of vessels rather than the base, and the single example of a disc made from a base in the present assemblage retains part of the ring foot of the vessel (context 12025). To date therefore the purpose of these objects remains undetermined.

Discussion

- 3.1.47 The following brief discussion considers the pottery assemblage on a trench-by-trench basis. This is to some extent preliminary in that at the time of writing no stratigraphic matrix or site narrative was available to structure the report. This limits the degree to which interpretations of the assemblages can be offered, particularly in regard to distinguishing dumped deposits (a common feature of sites in Sheffield) from the more normal incidence of

intrusion and residuality which might be expected on a site that has seen relatively intense activity over many years.

Trench 11

- 3.1.48 The details of the assemblage from Trench 11 are summarised in **Tables 3** and **4**. In terms of the pottery, the majority of contexts appear to have produced chronologically mixed groups (e.g. 11009, 11011, 11012, 11013) and only where the assemblages were very small do the groups appear to be homogenous (including, for example, contexts 11029, 11036 and 11059). This must give grounds for caution over the interpretation of the data from these smaller groups as chance factors can exert a strong influence on the composition of such groups of sherds. It would be particularly hazardous to offer any definite or far-reaching interpretations in the absence of a stratigraphic matrix to indicate the relationships between the contexts. One point to be noted is the presence in context 11013 of a sherd apparently from a vessel well represented in a number of contexts in Trench 13. Such cross-context links are a good, if not entirely infallible, method of demonstrating contemporaneity between individual contexts.
- 3.1.49 In addition to sherds from pottery vessels, Trench 13 also produced a small group of other ceramic items (**Table 4**) together with fragments of building material and here again there was an indication of a link between Trench 11 and Trench 13 in the form of two non-joining but similar pieces of wall tile.

Trench 12

- 3.1.50 Trench 12 produced a smaller number of larger context groups than did Trench 11 (**Table 5**) and as in the latter case there was some evidence of the mixing of material. It is possible that context 12017 is of mid to late 19th century date and that earlier material is residual but without good stratigraphic evidence the same case is harder to make for contexts 12018 and 12032 where larger quantities of 18th and 19th century wares occur together. Conversely context 12025 could be considered to be of later 18th century date if the small sherd of Whiteware is judged to be intrusive into an earlier context. Contexts 12039 and 12043 were linked by two joining sherds from the base of a Pearlware cup or bowl. Both contexts were dominated by later 18th century and early 19th century wares which, if an early date is attributed to the Cane Coloured and Slip Banded Cane Coloured wares, could allow them to be considered as relating to activity during this period. A single sherd of transfer printed Whiteware from context 12039 appears to be of a later date but the possibility that this was intrusive cannot be ruled out. Other contexts produced small groups of sherds but without further data it would be hazardous to offer definite interpretations.
- 3.1.51 Apart from the pottery, very few other objects were recovered from the trench and all of these have parallels elsewhere on the site (**Table 6**).

Trench 13

- 3.1.52 A number of the contexts defined in Trench 13 were linked by sherds from a single vessel or a small number of similar vessels bearing the same green transfer printed tendril and acorn design with hand-coloured blue and red details (**Table 7**). One sherd was noted in Trench 11 (described above) but the majority were from contexts, 13015, 13016, 13018, 13019, 13031, 13032, 13040 and 13093. This would seem to suggest that the contexts were created at around the same time (presumably the mid to late 19th century) by similar processes. Further work on the stratigraphic record will

allow this process to be seen in its wider context. These contexts also produced a variety of other sherds dating to the later 17th, 18th and 19th centuries, including small quantities of Mottled ware. Context 13040 was distinguished by the presence of a sherd with 'ENGLAND' stamped on the underside. This indicates a date after 1891 when in response to American legislation the place of origin was stamped on wares intended for export.

- 3.1.53 Other contexts, with the exception of 13030, 13043 and 13058, produced either very small groups of sherds or chronologically mixed groups similar in character to those seen elsewhere. Contexts 13030, 13043 and 13058 have some claim to be distinct from these in that they appear to be of 18th century date and broadly similar in composition. This tentative conclusion remains to be verified with reference to other sources of data.
- 3.1.54 In addition to the pottery, Trench 13 also contained the normal range of other ceramic fragments including the rim of a saggur (**Table 8**).

Trench 14

- 3.1.55 Trench 14 produced the largest assemblages of pottery and other objects of any of the four trenches (**Tables 9-11**). These included the principal assemblage of production waste which included wasters, saggars and debris from the refurbishment of the kiln (as discussed above). This having been noted, it is clear that the individual context groups are not in any sense primary refuse in that the early to mid 18th century production waste occurs mixed with refined earthenwares of 19th century date including transfer printed Whiteware (context 14003), Blue Banded ware, Cane Coloured ware, Sponged ware and related wares (contexts 14005, 14006, 14012, 14013, 14019, 14020, 14025, 14028). A limited number of contexts appear to include only very small quantities of 18th century material (e.g. contexts 14008, 14023, 14034) but whether this was a matter of chance or whether a distinction can be drawn between groups of contexts on this basis is unclear. Further work on this aspect of the site will only be possible once the stratigraphic matrices for the site have been compiled.
- 3.1.56 The assemblage contained a number of sherds bearing partial makers and retailers stamped or printed marks. None of these were complete which precluded close dating in most cases but it is of interest to note that the marked stonewares originated in Chesterfield where the Brampton and Whittington Moor potteries produced a wide variety of domestic and utilitarian wares, as discussed above. Few of the tablewares were attributable to specific makers but a sherd from context 14006 bore the Barker Gem pattern used in the Don Pottery between 1839 and 1893 (and possibly at the Denaby pottery for a shorter time) indicates the role of local potteries in supplying Sheffield with tablewares as well as utilitarian wares (Griffin 2001, Cumberpatch 2004c).

Conclusion

- 3.1.57 Although relatively small in size and mixed in character, the pottery assemblage from the Manor Lodge is not without interesting features. The concentration of production waste from the Manor pottery in Trench 14 points to a degree of zoning on the site which it would be useful to trace through evidence from other excavations. This would allow the mapping of the character of the deposits across the site. This might be of assistance in planning future work on the site (both archaeological and non-

archaeological) and of highlighting areas of particular interest with respect to the various aspects of the site and its diverse history.

3.1.58 In more general terms, the character of the deposits points to the importance of understanding the processes that led to the creation of the various kinds of deposit on the site (Cumberpatch 2004d, 2005). This is a matter of great concern and critical importance in understanding the archaeology of Sheffield but is a subject that it has not yet proved possible to investigate under commercial conditions.

3.1.59 Further work on the assemblage might include the petrographic and geochemical analysis of the Mottled wares with a view to characterising the Manor products and comparing them with similar wares from Silkstone and with the products of other ‘country potteries’ in South Yorkshire. Similar work might be undertaken to investigate the origin of contemporary wares from the site, notably the Late Blackwares which are the most numerous of the vernacular tablewares after the Mottled ware.

3.2 Clay Pipes

by Lorraine Mephram

3.2.1 A total of 254 fragments of clay tobacco pipe (615g) was recovered from the site, deriving from contexts within all four trenches; most came from Trenches 13 and 14, and only one fragment was recovered from Trench 12.

3.2.2 The majority of the clay pipe comprises fragments of plain stem (221). **Table 12** lists all other diagnostic pieces – stem/spur (9), bowl fragments (20, of which seven are decorated), and bowls of identifiable form (6). No makers’ marks were observed, and no pipes could otherwise be attributed to specific makers, or to specific source areas; the likelihood is that most were made in the local area. Five of the stem fragments are glazed, deriving from the mouthpiece end, and there is one unglazed mouthpiece. Pipe fragments from two contexts (11059, 14005) shows signs of burning, probably due to incorporation within deposits relating to industrial activity.

3.2.3 There are, therefore, only a very small number of pieces that are more closely datable. Four of the six identifiable bowls, narrow and straight-sided, with prominent pedestal heels, are of 17th- or early 18th-century date (contexts 11059, 13018, 13019, 14006); two of these are polished. One bowl is dated c. 1800 (context 13052), and the sixth is broadly 19th century in date (context 14005). None of the decorated bowl fragments are sufficiently complete to discern decorative motifs, but several have the highly decorated appearance characteristic of 19th-century pipes (e.g. context 14005).

Table 12. Clay pipes (diagnostic pieces only)

Context	Diagnostic pieces/comments	Date range
11059	1 bowl, polished; 1 bowl frag; 1 stem/spur; several stems burnt	c.1680-1710
12018	bowl frag (dec)	
13001	1 bowl frag; 1 green glazed stem frag	
13014	2 stem/spur	

13018	1 bowl, polished;	c.1680-1710
13019	1 bowl; 1 bowl frag (dec)	c.1680-1710
13029	1 bowl/heel frag	late 17th/early 18th century
13032	1 spur/bowl frag	
13035	1 bowl frag	
13052	1 bowl	c.1800
13054	1 stem/spur	late 17th/early 18th century
13056	1 spur/stem; 3 plain stems	
14005	1 bowl; 8 bowl frags (4 dec); 2 stem/bowl frags; 1 burnt stem, with slaggy concretion	19th century
14006	1 bowl ; 1 bowl/spur	c.1650-70
14008	2 bowl frags (1 dec); 1 spur; 2 yellow glazed stem frags	
14012	1 stem/spur	
14013	1 mouthpiece	
14019	1 spurred bowl frag; 1 other bowl frag	
14020	1 green glazed stem frag	
14025	1 green glazed stem frag	

3.3 Glass

by Hugh Willmott

- 3.3.1 A relatively small assemblage of glass was recovered from the recent excavations (**Table 13**). The vast majority is recent in date, consisting of late 19th- and 20th-century press-moulded containers and window glass. This type of material is found ubiquitously in large quantities on urban sites. Given this, unless such glass comes from well-defined contexts it is of little archaeological value, as is the case here.
- 3.3.2 The exception is a complete ‘torpedo’ soda water bottle found in context (13040) and dating to the turn of the 20th century. It is clearly embossed with the name of the makers Jewsbury and Brown, a well-known firm of Manchester chemists based at 113 Market Street. Operating from 1826 until their eventual takeover by Schweppes in 1964, they were a major retailer of soft drinks across the Northwest and Yorkshire.

Table 13. Glass

Context	Date	Description
Trench 11		
11009	c.1670-90	Early lead crystal quatrefoil wine glass stem
11013	late medieval-16th century	Small sleek stone/smoothen
11057	16th-early 17th century	Window glass
Trench 12		
12043	late 17th-early 18th century	Wine bottle
Trench 13		
13016	medieval-early 16th century	Window glass
13018	16th-early 17th century	Window glass
13019	16th-early 17th century	Window glass
13030	16th-early 17th century	Window glass
13036	16th-early 17th century	Window glass
13029	17th century	Window glass
13040	early 20th century	Jewsbury & Brown Bottle

13055	16th-early 17th century	Window glass
13055	17th century?	Opaque white bowl?
13093	16th-early 17th century	Window glass

Trench 14		
14005	17th-18th century?	Opaque white vessel
14006	18th century	Wine bottle
14013	17th-18th century?	Opaque white flask neck?
14019	late 17th century	Wine bottle
14019	16th-early 17th century	Window glass

3.3.3 A small amount of glass is earlier in date and potentially of more interest (briefly summarised below). The earliest is a small and complete late medieval, or possibly 16th-century, 'linen smoother'. Although usually assumed to have been used for ironing cloth and other fabrics, the small size of this example suggests it could have been used for finer materials. There is also a small amount of vessel glass, including three fragments from different opaque white vessels and a stem from a very early lead crystal wine glass. The assemblage also contains some fragments of early wine bottles and some 16th- or 17th-century window glass.

3.3.4 The amount of interesting glass is small, and all was found in association with relatively modern material, confirming that the contexts are mixed. It would be useful, however, to re-evaluate this material in a more general survey of the glass from the museum excavations of the 1970s and with any future interventions on the site.

3.4 Metalwork

by Hugh Willmott

3.4.1 A small assemblage of metalwork was recovered from the excavations, and the majority is ferrous and of very recent date (**Table 14**). This consists of, amongst other things, nails, paint tins, bottle tops and car parts. Consequently this material has been ignored. A small quantity of primarily non-ferrous material is a little more interesting (summarised below). This includes a late medieval hammered coin, an early thimble, and a more recent child's finger ring as well as two 20th-century serving spoons. Perhaps the most interesting finds are a small collection of lead window comes, which can be dated to between 16th-18th centuries.

Table 14. Metalwork

Context	Metal	Date	Description
Trench 11			
11009	Pb	17th-18th century	Window comes
11009	Cu	?	Child's finger ring
11011	Fe	early-mid 20th century	Two serving spoons
Trench 12			
13014	Pb	17th-18th century	Window comes
13014	Cu	Uncertain	Thimble
13018	Cu	18th-19th century	Coin, modified into a colliery token
13019	Ag	late medieval?	Hammered coin
13032	Pb	17th-18th century	Window comes
Trench 14			
14008	Cu	16th-18th century	Disc button
14012	Pb	mid16th-early 17th century	Window comes

3.4.2 The amount of interesting metalwork is small, and all was found in association with relatively modern material, confirming that the contexts are

mixed. Given this, at this stage no further work is recommended. However, it would be useful to re-evaluate this material in a more general survey of the metalwork from the museum excavations of the 1970s and with any future interventions on the site.

3.5 Plaster

by Lorraine Mephram

- 3.5.1 Plaster recovered from the site amounts to 71 fragments (4992g); **Table 15** gives the quantities by context, with comments. Although no detailed analysis of the composition of the plaster has been undertaken at this stage, the mix was observed to be fairly coarse in nearly all cases, and in at least some cases appears to include small fragments of industrial waste.
- 3.5.2 All the fragments appear to derive from plaster applied to a framework of vertical wooden laths, to a thickness of between 10mm and 20mm. The visible lath impressions are mostly in the range of 30mm to 35mm in width, although there are a few thinner examples of c.10-15mm. Four fragments from Trench 11 have surviving traces of a thin layer of paint or limewash; this is white or slightly yellowing.
- 3.5.3 Three pieces from context 14006 come from decorative mouldings, for example from door or window surrounds, although these are all small fragments whose precise origin cannot be determined. One of these fragments may carry figurative decoration, perhaps a bird.
- 3.5.4 Most of the plaster came from Trenches 13 and 14, with a few pieces from Trench 11 and none from Trench 12. All the plaster, however, was redeposited, much of it within deposits of demolition rubble; its original position cannot be ascertained, although it may be noted that *in situ* plasterwork was recorded (as context 13039) adhering to the eastern face of wall 13005. Other contexts in this area include 13029 and 13030.

Table 15. Plaster

Context	No.	Wt. (g)	Comments
11011	1	274	burnt; lath impressions
11012	6	173	lath impressions; 2 with traces of paint/limewash
11021	1	30	lath impression; 2 layers paint/limewash
13029	7	715	lath impressions (c.30mm)
13030	17	1011	lath impressions (30-35mm)
13032	2	34	
13041	16	339	thin, flat frags (thickness 10mm)
14005	2	234	1 flat; 1 plano-convex, fine-textured
14006	19	2182	lath impressions (30-35mm); 3 pieces moulded (dec surrounds), & 1 ?figurative moulding (?bird)

3.6 Stone

by Lorraine Mephram

- 3.6.1 The stone includes various fragments of building materials, as well as fragments which appear to relate to industrial processes, and other pieces that are of more dubious origin, including some unworked fragments. The total assemblage amounts to 32 pieces (3150g). **Table 16** lists the stone by context.
- 3.6.2 Eight fragments of roofing slates were recovered; none retain surviving widths or lengths. One piece has a small nail hole. Other roofing material comprises four small micaceous fragments, including one example with a nail hole (context 13048 and unstratified).
- 3.6.3 Several pieces of stone are coated in glaze, and presumably relate to the on-site production of pottery in the 18th century (see Cumberpatch, above). Other stones are coated in slaggy residues.
- 3.6.4 Five pieces appear to be unworked and unutilised. One piece of sandstone from context 14019 has an irregular circular depression which might represent deliberate working, but is more likely to be natural.

Table 16. Stone

Context	No.	Wt. (g)	Description
11009	1	812	sandstone, abraded but unworked
11009	3	100	roofing slate; 1 with small nail hole
12017	2	44	sandstone, unworked
12032	1	50	pebble, glazed surfaces
13014	1	14	roofing slate
13032	1	1	roofing slate
13032	1	76	stone with vitrified/glazed surfaces
13040	1	6	stone with vitrified/glazed surfaces
13048	3	76	micaceous metamorphic roof tiles (Th 5-6mm)
14005	2	15	roofing slate
14005	1	82	stone with vitrified/glazed surfaces
14005	2	65	roofing slate
14006	2	523	stone with slaggy residue on surfaces
14006	1	4	roofing slate
14006	1	4	unworked flint
14008	2	8	roofing slate
14012	2	202	stone with slaggy residue on surfaces
14013	1	371	1 flat surface & possible curved edge
14019	1	183	sandstone slab, glaze on both surfaces
14019	1	232	sandstone lump, possible drilled hole (but could be natural)
14020	1	21	stone with slaggy residue on surfaces
unstrat	1	261	micaceous metamorphic, roof tile with nail hole

3.7 Slag

by Lorraine Mephram

- 3.7.1 The slag recovered amounts to 90 pieces (3856g), which occurred in small quantities in contexts across three of the four trenches (see **Table 17**, mostly from Trenches 13 and 14 (none came from Trench 12). Apart from one fragment of just under 1.5kg in weight (context 14028), most of the slag occurred in small pieces.
- 3.7.2 Most of the assemblage is of a similar appearance, slightly vesicular and dark in colour, probably indicative of ironworking, but not of any specific process. A few pieces are probably fuel ash slag, and derive from some an unspecified pyrotechnical activity, while others are of composite formation in a glassy matrix, of unknown origin. Some small fragments could be glass waste.
- 3.7.3 While the site is known to have been used for industrial purposes after the demolition of the manor house c. 1708, none of this material represents *in situ* industrial activity, and largely occurs as small-scale dumped material incorporated in post-demolition deposits across the site.

Table 17. Slag

Context	No.	Wt. (g)	Comments
11009	1	6	
11011	1	5	
11013	1	9	
11023	1	70	
11029	5	235	
11036	3	111	
13014	2	33	
13019	5	211	greyish in colour
13032	5	168	
13045	1	29	
13054	1	99	greyish, fairly light
13058	1	2	vitreous residue
13090	1	98	very dense
14001	2	10	
14003	4	121	
14005	30	415	2 fuel ash slag
14006	3	51	
14008	2	16	
14012	2	282	
14013	1	237	slaggy composite
14015	13	138	
14017	1	38	
14019	2	4	
14019	1	6	vitreous residue
14028	1	1462	

3.8 Artificial Composites

by Lorraine Mephram

- 3.8.1 Further evidence for industrial activity on the site was recovered in the form of 13 fragments of artificial composite materials (see **Table 18**).
- 3.8.2 Most of these comprise grinding equipment in synthetic abrasive materials. Six are fragments of small grinding wheels; diameters range from 115mm to 160mm, and thicknesses from 6mm to 25mm. All these came from Trench 13, four from context 13048 (a layer just below the topsoil, containing modern debris), and one each from contexts 13045 and 13054. Another fragment in a similar material appears to be part of a cylinder wheel (height 70mm, original diameter c. 340mm), with a slight internal flange at one end; this came from Trench 11, from the lowest layer of infill recorded in the cellar (context 11073). An asymmetrical hexagonal block, from Trench 12, from an upper layer within the cellar infill (context 12017), is probably a grinding segment; this is stamped Jowitt, Sheffield, with the product number R50J. Jowitt has been in business since 1902 as a manufacturer of grinding equipment. Part of a small, tapering, circular-sectioned whetstone came from Trench 14, from a modern rubble layer (context 14013).
- 3.8.3 There are two small fragments of asbestos, both from modern layers in Trench 14 (contexts 14005 and 14006).
- 3.8.4 One object is of uncertain function and composition; this is in a hard, greyish, vesicular material, and comprises a small fragment with a curved edge, deriving from a circular object (diameter c. 260mm), with one flat surface and the other containing a shallow 'channel' running inside the rim.

Table 18. Artificial composites

Context	No.	Wt. (g)	Description
11073	1	499	part of cylinder wheel (D 340mm; Ht 70mm), with shallow flange/seating on inside edge
12017	1	57	part of circular obj, 1 flat surface, other surface has narrow 'channel' running inside rim (D c.260mm)
12017	1	495	asymmetrical hexagonal block, probably grinding segment (115 x 46 x 43mm); stamped Jowitt Sheffield R50J
13045	1	57	part of small grinding wheel (D 130mm; Th 6mm)
13048	1	66	part of small grinding wheel (D 140mm; Th 13mm)
13048	1	102	part of small grinding wheel (D 160mm; Th 13mm)
13048	1	31	part of small grinding wheel (D 130mm; Th 6mm)
13048	1	36	part of small grinding wheel (D 120mm; Th 9mm)
13054	1	181	part of small grinding wheel (D 115mm; Th 25mm); slightly chamfered edge
14005	1	8	asbestos
14006	2	21	asbestos
14013	1	21	part of tapering circular-sectioned bar (whetstone?) (L 45mm; D 20-22mm)

3.9 Animal bone

by Umberto Albarella and Angela Trentacoste

- 3.9.1 A small assemblage of animal bones was recovered from excavations carried out in 2009 at the Sheffield Manor Lodge. The bones derive from mixed and disturbed post-medieval contexts, probably dated between the 16th and early 20th centuries. Earlier (i.e. late medieval) occupation is known to have occurred at the site but it has left little trace in the pottery assemblage and, presumably, is therefore also poorly represented in the animal bone assemblage. The bones derive from what seem to be demolition layers filling building cellars in the south range of the lodge.
- 3.9.2 The animal bones are generally in a very good state of preservation. Cattle and sheep/goat are the best represented taxa. All sheep/goat specimens for which identification to species was attempted resulted to belong to sheep – a common occurrence in British sites. Dogs are represented by two partial skeletons. Other mammals include pig, horse, cat, rabbit and fallow deer. Chicken was the best represented species of bird, but a variety of wild birds was also present, including thrush/blackbird (*Turdus* sp.), grouse (*Lagopus* sp.), partridge (*Perdix* sp.) and a small gull. The occurrence of various wild species in such a small assemblage is peculiar and would be consistent with the suggested use of the manor as a hunting lodge in the medieval period although, as already stated, the survival of medieval faunal remains in this instance seems unlikely.
- 3.9.3 Cattle and sheep are represented by various age groups ranging from juveniles to adults. Several cattle bones included chop and saw marks, and saw marks were also found on a sheep/goat bone. Saw marks were concentrated on metapodials and therefore were carried out as part of a bone working activity rather than butchery.
- 3.9.4 There are some interesting features of this assemblage but its origins from mixed and poorly dated layers means that its potential is very limited and therefore no further study is recommended.

BIBLIOGRAPHY

- Ashurst, D., 1987, Excavations at the 17th-18th century Glasshouse at Bolsterstone and the 18th century Bolsterstone Pothouse, Stocksbridge, Yorkshire, *Post-medieval Archaeol.* 21, 147-226
- Ashurst, D., 2002, Pothouse Farm (Bolsterstone Glasshouse), in D. Saich (ed.), *Archaeology in South Yorkshire 1998-1999*, South Yorkshire Archaeol. Service
- Battye, K.M., 1999, Probate records as a source for the study of metal-working in Eckington 1534 – 1750, *Derbyshire Archaeol. J.* 119, 297-328
- Battye, K.M., 2003, Probate records as a source for the study of the scythe makers and other metal workers of Norton 1533 – 1750, *Trans. Hunter Archaeol. Soc.* 22, 49-69
- Beswick, P., 1978, The Sheffield Manor products from the Peacock Inn, in P. Borne, T. Courtney and P. Dixon, *The Peacock Inn, Chesterfield*, *Derbyshire Archaeol. J.* 98, 47
- Beswick, n.d., *Excavation and Research at Sheffield Manor 1968-1980; post-excavation assessment and project design*
- Brears, P.C.D., 1971, *The English Country Pottery*, Newton Abbot: David and Charles.
- Brooks, A., 2005, *An Archaeological Guide to British Ceramics in Australia*, The Australasian Society for Historical Archaeology and The La Trobe University Archaeology programme
- Cox, A. and Cox, A., 2001, *Rockingham 1745 – 1842*, Antique Collectors Club
- Coysh, A.W. and Henrywood, R.K., 1997, *The dictionary of blue and white printed pottery 1780 – 1880* Volumes 1 & 2, Antique Collectors Club
- Cumberpatch, C.G., 2000, *Medieval and Post-medieval Pottery in the Tolson Memorial Museum, Huddersfield: a rapid assessment with notes on pottery studies in West Yorkshire*, unpublished archive report for the West Yorkshire Archaeology Service
- Cumberpatch, C.G., 2002, The pottery, in I. Roberts, *Pontefract Castle Archaeological Excavations 1982–86*, 169-226, Yorkshire Archaeology 8, West Yorkshire Archaeology Service/English Heritage
- Cumberpatch, C.G., 2003, The transformation of tradition; the origins of the post-medieval ceramic tradition in Yorkshire, *Assemblage* 7
<http://www.shef.ac.uk/assem/issue7/cumberpatch.html>
- Cumberpatch, C.G., 2004a, *Pottery from excavations at Silkstone, Barnsley, South Yorkshire*, English Heritage Centre for Archaeology Report 50/2004
- Cumberpatch, C.G., 2004b, *Medieval and post-medieval pottery production in the Rotherham area*,
http://ads.ahds.ac.uk/catalogue/specColl/ceramics_eh_2003/

- Cumberpatch, C.G., 2004c, Ceramics, in R.A. Gregory, Rediscovering the Denaby pottery: archaeological investigations at Denaby Main, Conisbrough, South Yorkshire, *Post-Medieval Archaeol.* 38 (part 1), 133-80
- Cumberpatch, C.G., 2004d, *Pottery from the T.C. Harrison site, London Road, Sheffield (Site 760a – d)*, unpublished report for ARCUS (University of Sheffield)
- Cumberpatch, C.G., 2005, Pottery from excavations in Sheffield; a review and assessment of the resource, Paper delivered at the Theoretical Archaeology Group Conference, Sheffield 2005
<http://independent.academia.edu/ChrisCumberpatch/Talks>
- Cumberpatch, C.G., 2007, Pottery, in JB Archaeological Services/Barwick-in-Elmet Historical Society 2007
- Cumberpatch, C.G., 2008, *Pottery from excavations in Upper Allen Street, Sheffield (ARCUS 851b)*, unpublished archive report for ARCUS/University of Sheffield
- Griffin, J.D., 2001, *The Don Pottery 1801 – 1893*, Doncaster Museum Service
- Griffin, J.D., 2005, *The Leeds Pottery 1770 – 1881*, Leeds Art Collections Fund
- Hey, D., 1969, A dual economy in South Yorkshire, *Agricultural History Review* 17; 108-19
- Hey, D., 1972, *The Rural Metalworkers of the Sheffield Region: a study of rural industry before the industrial revolution*, Department of English Local History Occasional Paper 5, Leicester University Press
- Hurley, N., 2009, *The Production and Consumption of Traditional Tablewares in 18th Century South Yorkshire*, unpublished MSc dissertation, University of Sheffield
- JB Archaeological Services/Barwick-in-Elmet Historical Society, 2007, *36 The Boyle, Barwick-in-Elmet, West Yorkshire: archaeological investigation and interpretation*, JB Archaeological Services & Barwick in Elmet Historical Society
- Jennings, S., 1981, *Eighteen Centuries of Pottery from Norwich East*, Anglian Archaeol. Rep. 13
- Kenworthy, J., 1928, *The Broken Earthenware of Midhope Potteries*, Sheffield, private publication
- Lawrence, H., 1974, *Yorkshire Pots and Potteries*, Newton Abbot: David and Charles
- Lonton, T., 2008, William Gough and the Brown Moor Pottery 1737 – c.1777, in Leeds Archaeological Fieldwork Society, *Lazencroft Excavated*
<http://www.leedsarchaeology.co.uk/Book01.html>
- McCoy, M., 2007, *Assessment Report on Archaeological Evaluation at Manor Lodge, Manor Lane, Sheffield, South Yorkshire*, unpublished ARCUS report 1107.3

Moorhouse, S. and Roberts, I., 1992, *Wrenthorpe Potteries*, Yorkshire Archaeology 2, West Yorkshire Archaeol. Service

Spavold, J. and Brown, S., 2005, *Ticknall Pots and Potteries*, Landmark Collectors Library

Walter, J., 1999, *Brampton Pots in the Kitchen*, University of Derby

White, H., 2007, *Silkstone Pothouse, South Yorkshire: chemical and petrographic analysis of eighteenth century glazed wares*, English Heritage Research Department report 60/2007

APPENDIX 1: Pottery Tables 3 – 11

Table 3. Pottery from Trench 11

Context	Type	No	Wt	ENV	Part	Form	Decoration	Date range	Notes
11001	Mottled ware 1	1	2	1	BS	Mug/tankard	Rilled band ext; mottled glaze int & ext	E-MC18th	
11001	Whiteware	1	1	1	BS	Hollow ware	U/Dec	M – LC19th	
11009	?BGFW	1	15	1	Rim	Jar	Heavily overfired glaze int	C18th	Heavily overfired
11009	BGFW	1	12	1	Base	Small jar	Black glaze int only	C18th	Small footed base
11009	Bone China	1	3	1	BS	Flatware	U/Dec	M – LC19th	
11009	BSGSW	1	4	1	BS	Mug/Jug	Wide rilled band ext, lower wall	C18th	
11009	BSGSW	1	3	1	BS	Hollow ware	U/Dec	C18th	
11009	BSGSW	1	15	1	BS	Hollow ware	Three incised lines ext	C18th – EC19th	
11009	Edged ware	1	5	1	Rim	Plate	Wavy edge w/ blue feather-edged paint	c.1780 - c.1810	
11009	Late Blackware	2	2	2	BS	Hollow ware	Black glaze int & ext	C18th	Small abraded sherds
11009	Midlands Purple type	1	4	1	BS	Hollow ware	U/Dec	?C16th – C17th	
11009	Mottled ware 1	1	3	1	BS	Mug/tankard	Rilled band ext; mottled glaze int & ext	E-MC18th	
11009	Pearlware	1	1	1	Rim	Bowl/porringer	Hand painted line, circle & dot frieze int	c.1740 – c.1820	
11009	Porcelain	1	5	1	Flatware	Flatware	Double blue line ext; overglaze floral pattern int	C18th	?European
11009	Purple Glazed ware	1	12	1	Lid seated rim	Jar	Purple glaze int & ext	LC15th – C17th	Dense red fabric w/ quartz grit & non-crystalline red grit
11009	Stoneware	1	35	1	BS	Flagon	Green stoneware	MC19th – EC20th	
11009	Stoneware	1	3	1	BS	Hollow ware	Green stoneware	C19th	
11009	TP Pearlware	1	3	1	Rim	Plate	Dark blue Chinese landscape border (?Willow)	c.1780 – c.1840	
11009	TP Pearlware	1	1	1	BS	Flatware	Chinese landscape int	c.1780 – c.1840	
11009	TP Whiteware	1	1	1	BS	Flatware	U/ID TP design int	M – LC19th	
11009	TP Whiteware	1	5	1	BS	?Bowl	Chinese landscape ext	M – LC19th	
11009	Whiteware	3	55	3	Rim & BS	U/ID	N/A	LC19th – C20th	Part of a ceramic fitting?
11009	Whiteware	1	8	1	Rim	Plate	U/Dec	M – LC19th	
11009	Whiteware	1	6	1	Footring base	Plate	U/Dec	M – LC19th	
11009	Whiteware	3	8	3	Base	Hollow ware	U/Dec	M – LC19th	Footed base
11009	Whiteware	4	7	4	BS	Flatware	U/Dec	M – LC19th	

Context	Type	No	Wt	ENV	Part	Form	Decoration	Date range	Notes
11011	?Cistercian type ware	1	33	1	Base	Cup/tyg	Dark glaze int & ext	c.1450 – c.1600	Cw form but a soft red fabric
11011	?Cistercian type ware	1	5	1	Base	Hollow ware	Misfired black glaze int	c.1450 – c.1600	Cw form but a soft red fabric
11011	?Cistercian type ware	1	5	1	BS	Hollow ware	Misfired black glaze int	c.1450 – c.1600	Cw form but a soft red fabric
11011	Bone China	1	32	1	Rim & handle	Cup	Moulded body; thin green & yellow lines ext	EC20th	
11011	BSGSW	1	29	1	Rim	Bowl	Brown ext, grey int; clubbed rim	LC18th – C19th	Clubbed rim
11011	Creamware	2	5	2	BS	Flatware	U/Dec	c.1740 – c.1820	
11011	Edged ware	3	16	1	Rim	Plate	Low relief moulded rim, feather edge paint	EC19th	
11011	Late Blackware	1	1	1	BS	Hollow ware	Black glaze int & ext	C18th	
11011	Late Blackware	1	1	1	Base	Hollow ware	Black glaze int only	C18th	
11011	Mottled ware 1	1	2	1	Base	Cup/bowl	Mottled glaze int & ext	E-MC18th	
11011	Pearlware	1	2	1	Base	U/ID	U/Dec	c.1780 – c.1840	
11011	Stoneware	1	4	1	BS	Hollow ware	U/Dec	?C17th – C19th	Hard, dense, thin walled vessel
11011	TP Whiteware	2	7	2	BS	Flatware	Willow	M – LC19th	
11011	Whiteware	1	3	1	Rim	Plate	U/Dec	M – LC19th	
11012	Bone China	3	8	1	Rim	Cup/bowl	Overglaze painted design of red stems & green leaves	LC19th – C20th	
11012	Bone China	1	16	1	Footring base	Saucer	Overglaze painted design of red stems & green leaves	LC19th – C20th	
11012	Late Blackware	1	6	1	Base	Hollow ware	Black glaze int	C18th	
11012	Late Blackware	1	8	1	Handle & BS	Hollow ware	Black glaze int & ext	C18th	
11012	Late Blackware	1	3	1	BS	Hollow ware	Black glaze int & ext	C18th	Pot disc; 26.9 x 24.7mm
11012	Pearlware	1	11	1	Ring foot base	Mug	Footed base	c.1780 – c.1840	
11012	Slipware type 1	1	4	1	BS	Dish	Trailed white slip wavy line int	C17th - EC18th	
11012	TP Whiteware	1	3	1	Rim	Dish/bowl	Purple printed geometric frieze around rim	M – LC19th	
11012	Whiteware	1	4	1	BS	Plate	U/Dec	M – LC19th	
11012	Whiteware	1	20	1	Flake	U/ID	N/A	LC19th - C20th	Part of a ceramic fitting?
11013	Blackware	1	4	1	Handle	Cup/tyg	Black glaze	C17th	Narrow, thin strap handle
11013	Blackware	1	8	1	Handle	Cup/tyg	Brown glaze	C17th	Fat D shaped handle w/ ridge on top
11013	Blackware	1	2	1	Rim	Hollow ware	Black glaze int & ext	C17th	Plain rounded rim
11013	Blackware	1	1	1	BS	Hollow ware	Black glaze int & ext	C17th	
11013	Bone China	1	1	1	BS	Flatware	U/Dec	LC19th – EC20th	Printed 'TRADE MARK / TOURNAY' above a crown symbol
11013	Creamware	1	3	1	BS	Flatware	U/Dec	c.1740 – c.1820	

Context	Type	No	Wt	ENV	Part	Form	Decoration	Date range	Notes
11013	Creamware	1	3	1	Rim	Plate	U/Dec	c.1740 – c.1820	
11013	Late Blackware type	1	1	1	BS	Hollow ware	Brown glaze int & ext on a white body	C18th	
11013	Mottled ware 1	1	10	1	BS	Mug/tankard	Mottling int & ext; rilled band on lower body	E-MC18th	
11013	Slip Banded CC ware	1	6	1	BS	Hollow ware	Thin white slip lines on cane coloured body	C19th	
11013	Slipware	1	1	1	BS	Hollow ware	Clear glaze int & ext on red body w/ trailed slip	LC17th – C18th	
11013	TP Pearlware	1	2	1	Fragment	Hollow ware	U/ID TP design ext	c.1780 – c.1840	
11013	Whiteware	1	21	1	Rim	U/ID	U/Dec	LC19th – C20th	Part of a ceramic fitting?
11016	Blackware	1	1	1	Rim	Cup	Black glaze int & ext	C18th	Possibly Cistercian ware
11025	BGFW	2	9	1	BS	Hollow ware	Shiny brown glaze int & ext	C18th – EC19th	Fine orange fabric
11025	Late Blackware	1	2	1	BS	Handled jar	Glazed int & ext	C18th	
11025	Tin Glazed Earthenware	1	5	1	BS	Flatware	Dark blue int, white ext	LC16th - MC18th	
11029	Late Blackware	3	14	3	BS	Hollow ware	Black glaze int & ext	C18th	
11029	Midlands Purple type	2	64	2	Base & BS	Hollow ware	Patchy purple glaze int only	C17th – EC18th	Hard, dense dark red fabric w/ fine red incs
11029	Midlands Purple type	1	41	1	Rim & handle	Handled jar	Patchy purple glaze on top of handle & rim	C16th – C17th	Oval handle springs directly from rim
11030	BGCW type	1	2	1	BS	Hollow ware	Brown glaze ext only	?C17th – C18th	Sandy oxidised fabric w/ quartz & rounded red grit
11030	BSGSW	1	6	1	Rim	Dish/bowl	U/Dec	LC18th – C19th	Wide everted rim
11030	Mottled ware 1	1	7	1	Rim	Bowl/porringer	Mottled glaze int & ext	E-MC18th	Round body, everted rim w/ double ridge at base of everted rim
11030	Redware type	1	10	1	BS	Hollow ware	Clear glaze int	C17th – EC18th	Fine light orange sandy fabric w/ quartz & non-crystalline grit
11030	Stoneware	1	11	1	BS	Jar/bottle	Cream stoneware	C19th	
11030	URE	1	8	1	BS	Hollow ware	U/Dec	C18th – C19th	?Flowerpot
11030	Whiteware	1	10	1	Recessed base	Mug/Jug	Salmon pink finish ext	LC19th – EC20th	Common on sites in Sheffield
11033	Bone China	1	3	1	BS	Hollow ware	U/Dec	M – LC19th	
11036	BGFW	1	8	1	BS	?Dish/bowl	Brown glaze int only	C18th	Fine, hard red fabric
11036	Creamware	4	67	1	Profile	Plate	Wavy-edged plate w/ low relief moulding on rim	c.1740 – c.1820	Not abraded
11036	Creamware	1	1	1	BS	?Lid	Bright green glaze ext	c.1740 – c.1820	Probably part of a domed lid; small sherd but not abraded
11037	BGFW	2	7	2	BS	Hollow ware	Clear glaze int & partially ext	C18th	Oxidised sandy fabric
11037	Creamware	1	3	1	BS	Flatware	U/Dec	c.1740 – c.1820	

Context	Type	No	Wt	ENV	Part	Form	Decoration	Date range	Notes
11037	Slip Banded CC ware	1	1	1	BS	Hollow ware	Thin white slip lines on cane coloured body	C19th	
11037	Whiteware	2	51	1	Profile	Cup	Relief moulded pattern below rim	1891 - EC20th	Stamped '[ENGLA]ND' on base
11037	Whiteware	1	3	1	BS	Flatware	U/Dec	MC19th – EC20th	
11057	WSGSW	1	10	1	Ring foot base	Cup/bowl	Scratch blue	c.1740 - c.1770	Matte deposit int; only a small part of the incised decoration
11059	BGCW type	1	35	1	Rim	Jar	Clubbed rim; purple glaze int & ext	C17th – EC18th	Clubbed rim; oxidised fabric w/ round red grit
11059	BGFW type	1	17	1	BS	Hollow ware	Misfired glaze int & ext	C17th – EC18th	
11059	Slipware type 1	1	34	1	Rim	Plate	Zig-zag white slip line around rim	C17th – EC18th	Plate or shallow bowl
?11009	BSGSW	1	1	1	BS	Hollow ware	Incised lines ext	C18th	
?11009	URE	1	17	1	BS	Hollow ware	U/Dec	C18th – C19th	
?11053	Stoneware	1	36	1	BS	Jar/flagon	Grey body w/ iron wash band	MC19th – EC20th	
?11053	Whiteware	1	4	1	BS	Handled jar	U/Dec	MC19th – EC20th	
	Total	117	998	108					

Table 4. Other ceramic items from Trench 11

Context	Type	No	Wt	ENV	Part	Form	Decoration	Date range	Notes
11001	Knurr ball	1	19	1	Complete	Knurr ball	Glazed ball	LC18th – C19th	Diam 25mm
11001	Marble	1	1	1	Fragment	Marble	U/Dec	LC18th – C19th	Buff body
11009	CBM	1	53	1	Fragment	Tile	N/A	Undated	
11009	Sewer pipe	1	18	1	Fragment	Sewer pipe	N/A	1850 or later	
11011	Mortar	2	4	2	Fragments	N/A	N/A	Undated	Paint on one side
11012	Mortar	1	29	1	Fragment	N/A	Layers of plaster int	Undated	
11013	CBM	1	13	1	Fragment	?Brick	N/A	Undated	Gritty brick fabric
11013	Sewer pipe	1	16	1	Fragment	Sewer pipe	N/A	1850 or later	
11013	Wall tile	1	21	1	Fragment	Narrow wall tile	Dark green glaze ext	LC19th – C20th	Embossed DA1 on underside; cf cxt 13014 for similar fragment
11033	CBM	1	144	1	Fragment	U/ID	U/Dec	Undated	Corner w/ round internal feature
?11009	Sewer pipe	1	135	1	Fragment	Sewer pipe	N/A	1850 or later	
?11053	?Stone	1	9	1	Fragment	U/ID	N/A	Undated	
	Total	13	462	13					

Table 5. Pottery from Trench 12

Context	Type	No	Wt	ENV	Part	Form	Decoration	Date range	Notes
12017	?Pearlware	1	2	1	BS	Hollow ware	Slight bluing int & ext	c.1780 – c.1840	
12017	BGCW	1	20	1	BS	Hollow ware	Patchy brown glaze int & ext	C17th – C18th	
12017	BGCW	3	27	3	BS	Dish/bowl	Brown glaze int & ext	C18th – C19th	
12017	BGCW	1	3	1	BS	Hollow ware	Black glaze int	C18th – EC19th	Abraded
12017	BGCW type	1	4	1	BS	Dish/bowl	Mottled brown glaze int	LC17th - C18th	Pitted surface ext
12017	Blue Banded ware	1	1	1	BS	Carinated bowl	Rilled band w/ blue paint	C19th	London form bowl
12017	Blue Banded ware	1	3	1	BS	Hollow ware	Blue band ext	M – LC19th	
12017	BSGSW	2	8	2	BS	Hollow ware	U/Dec	LC18th – C19th	
12017	BSGSW	1	6	1	BS	Hollow ware	Rouletted wavy line ext	C19th	
12017	Cane Coloured ware	3	8	3	BS	Hollow ware	U/Dec	C19th	
12017	Cane Coloured ware	1	3	1	Rim	Hollow ware	U/Dec	C19th	
12017	Coarse Blackware	1	39	1	Base	Bowl	Metallic black glaze int & ext	C18th	Footed base
12017	Coarse Blackware	1	12	1	Rim	Jar	Metallic purple glaze int & ext; everted rim	C18th	Dark red fine fabric w/ occasional fine white streaks
12017	Creamware	1	4	1	Rim	Bowl	U/Dec	c.1740- c.1820	
12017	Creamware	1	1	1	BS	Hollow ware	Purple mottling ext	c.1740- c.1820	
12017	Late Blackware	1	3	1	BS	Hollow ware	Dark glaze int & ext	C18th – EC19th	
12017	Slip Banded CC ware	4	21	3	Rim & BS	Hollow ware	Thin brown and white slip lines ext	C19th	
12017	Sponged ware	1	4	1	Shoulder	Jar	Blue sponging ext	c.1830+	
12017	Stoneware	1	22	1	BS	Jar/flagon	Green int & ext	C19th	
12017	TP Whiteware	2	2	2	BS	Hollow ware	U/ID TP design ext	M – LC19th	
12017	TP Whiteware	1	3	1	Rim	Hollow ware	U/ID TP design int & ext; floral	M – LC19th	
12017	TP Whiteware	1	3	1	BS	Hollow ware	Purple printed U/ID design ext	M – LC19th	
12017	TP Whiteware	1	1	1	Rim	Plate	Black printed zig-zag frieze around rim	M – LC19th	
12017	URE	1	6	1	Fragment	U/ID	U/Dec	Undated	Abraded sherd
12017	Whiteware	1	5	1	Rim	Plate	Relief moulded rim w/ floral motif	M – LC19th	
12017	Whiteware	2	4	2	BS	Hollow ware	U/Dec	M – LC19th	
12017	Whiteware	1	1	1	Rim	Bowl	Black line int w/ underglaze painted flower design	M – LC19th	
12017	Whiteware	1	5	1	BS	U/ID	U/Dec	LC19th – EC20th	Flake
12018	?Creamware	1	2	1	Ring foot base	?Cup/bowl	U/Dec	?c.1740 – c.1820	Heavily burnt
12018	BGCW	1	47	1	BS	Pancheon	Black glaze int	C18th	
12018	BGCW	1	16	1	Rim	Pancheon	Black glaze int	C18th	Square section rim

Context	Type	No	Wt	ENV	Part	Form	Decoration	Date range	Notes
12018	BGFW	1	9	1	BS	Hollow ware	Black glaze int & ext	C18th	Red fabric
12018	Blue Banded ware	1	2	1	BS	Hollow ware	Narrow blue band ext	C19th	
12018	BSGSW	1	30	1	Rim & handle	Loaf pot	Brown ext, cream int	C19th	
12018	BSGSW	1	23	1	Rim	Pie dish	Groove around edge of rim	C19th	
12018	BSGSW	4	46	4	BS	Hollow ware	U/Dec	C19th	
12018	BSGSW	2	70	2	Base	Bowl	U/Dec	C19th	
12018	BSGSW	1	16	1	BS	Hollow ware	Rouletted band & wavy line	C19th	
12018	BSGSW	1	14	1	Base	Hollow ware	U/Dec	C19th	Small circular base
12018	BSGSW	1	3	1	Rim	Dish	Groove around edge of rim	C19th	
12018	BSGSW	1	3	1	BS	Hollow ware	Moulded band ext	C19th	
12018	Cane Coloured ware	1	11	1	Rim	Hollow ware	U/Dec	C19th	Plain rim
12018	Cane Coloured ware	1	7	1	Spout	Jug	U/Dec	C19th	
12018	Cane Coloured ware	3	7	2	BS	Hollow ware	U/Dec	C19th	
12018	Creamware	1	22	1	Ring foot base	Bowl	U/Dec	c.1740- c.1820	
12018	Creamware	3	11	3	Footring base	Plate	U/Dec	c.1740- c.1820	
12018	Creamware	2	12	2	Rim	Plate	U/Dec	c.1740- c.1820	
12018	Creamware	1	3	1	Recessed base	Hollow ware	U/Dec	c.1740- c.1820	
12018	Creamware	1	2	1	Rim	Small bowl	U/Dec	c.1740- c.1820	
12018	Creamware	1	2	1	Flatware	Flatware	U/Dec	c.1740- c.1820	
12018	Edged ware	2	10	2	Rim	Plate	Wavy rim w/ low relief moulded edge	EC19th	
12018	Fine Redware	1	5	1	BS	Hollow ware	White slip int & ext on a red body	C19th	
12018	Late Blackware	2	11	2	Base	Hollow ware	Black glaze int only	C18th	Flat base
12018	Late Blackware	6	17	6	BS	Hollow ware	Black glaze int & ext	C18th	
12018	Late Blackware	1	8	1	Base	Hollow ware	Black glaze int only	C18th	Footed base
12018	Mottled ware 1	1	1	1	BS	Hollow ware	Mottled glaze int & ext	E-MC18th	
12018	Pearlware	1	4	1	BS	Hollow ware	Moulded ext, green & orange hand colouring	c.1780 – c.1840	
12018	Slip Banded CC ware	2	3	2	BS	Hollow ware	Brown and white slip lines ext	C19th	
12018	Slip Banded CC ware	1	1	1	BS	Hollow ware	White slip lines ext	C19th	
12018	Slip Banded CC ware	1	2	1	BS	Hollow ware	Blue and white slip lines ext	C19th	
12018	Slip Banded ware	3	9	1	BS	Hollow ware	Red brown slip lines and raised ridge ext	C19th	
12018	Stoneware	1	8	1	BS	Hollow ware	Cream stoneware	C19th	
12018	TP Pearlware	1	2	1	BS	Flatware	U/ID TP design ext	c.1780 – c.1840	Dark red fine fabric w/ occasional fine white

Context	Type	No	Wt	ENV	Part	Form	Decoration	Date range	Notes
									streaks
12018	TP Pearlware	1	18	1	Ring foot base	?Bowl	U/ID TP rural design int	c.1780 – c.1840	Raised ridge internally
12018	TP Pearlware	1	1	1	Base	Hollow ware	U/Dec	c.1780 – c.1840	
12018	TP Whiteware	2	3	2	BS	Flatware	Willow	M – LC19th	
12018	TP Whiteware	1	4	1	BS	Flatware	U/ID TP design ext	M – LC19th	Flaked
12018	TP Whiteware	1	2	1	BS	Flatware	U/ID TP design ext	M – LC19th	
12018	TP Whiteware	1	2	1	BS	Hollow ware	U/ID TP design ext	c.1780 – c.1840	
12018	Whiteware	1	13	1	Rim	Flatware	U/Dec	M – LC19th	?Vessel
12018	Whiteware	2	4	2	BS	Flatware	U/Dec	M – LC19th	
12024	BGCW	1	162	1	Rim	Pancheon	Thick brown glaze int; groove around ext of rim	C18th – C19th	Fired inverted
12025	Creamware	1	13	1	Ring foot base	?Bowl	U/Dec	c.1740- c.1820	Pot disc – unusual w/ ring foot
12025	Creamware	1	6	1	Recessed base	Plate	U/Dec	c.1740- c.1820	
12025	Creamware	1	15	1	Rim	Bowl	Close-set raised blobs on rim	c.1740- c.1820	
12025	Mottled ware 1	1	9	1	BS	Hollow ware	Ridges ext; dark mottled glaze	C18th	White fabric w/ occasional black grit
12025	Whiteware	1	1	1	BS	U/ID	U/Dec	M – LC19th	
12032	Banded ware	1	25	1	BS & shoulder	Jar	Brown band on shoulder & upper body	C19th	
12032	BGCW	9	180	9	BS	Bowl/pancheon	Brown glaze int only	C18th – C19th	
12032	Blackware	1	40	1	Base	Bowl/porringer	Purple glaze int & ext	C17th	Footed base
12032	Blue Banded ware	1	3	1	BS	Carinated bowl	Rilled band w/ blue paint	C19th	Probably Creamware
12032	BSGSW	3	24	3	BS	Hollow ware	Two w/ low relief imp lines ext	C19th	
12032	Cane Coloured ware	1	8	1	BS	Hollow ware	U/Dec	C19th	
12032	Creamware	1	5	1	BS	Hollow ware	U/Dec	c.1740- c.1820	
12032	Creamware	2	6	2	BS	Hollow ware	Rilled ext	c.1740- c.1820	
12032	Edged ware	1	7	1	Rim	Plate	Low relief moulded edge w/ blue feather-edge paint	EC19th	
12032	Late Blackware	1	24	1	Base	Bowl/porringer	Black glaze int	C18th	Footed base
12032	Late Blackware	2	16	2	BS	Hollow ware	Black glaze int & partially ext over thin red slip	C18th	
12032	Late Blackware	1	31	1	BS & handle stump	Mug/jug	Black glaze int & ext	C18th	Wide strap handle
12032	Late Slipware	1	14	1	Ring foot base	Bowl	White slip int only; clear glaze ext on fine red body	C19th	
12032	Mottled ware 1	1	5	1	BS	Hollow ware	Groove ext under mottled glaze	E-MC18th	
12032	Slip Banded CC ware	1	10	1	BS	Hollow ware	Thin white slip lines ext	C19th	

Context	Type	No	Wt	ENV	Part	Form	Decoration	Date range	Notes
12032	Slip Coated ware	1	10	1	BS	Hollow ware	Brown glaze int & partially ext on red slip	C18th	
12032	Slip Coated ware	1	13	1	BS & handle stump	Mug/porringer	Red slip ext & partially int	C18th	
12032	Slipware	1	4	1	BS	Dish/bowl	Brown on white slip on red body	C18th	Press moulded dish
12032	Stoneware	1	28	1	BS	Jar/flagon	Green int & ext	C19th	
12032	Stoneware	1	29	1	BS	Bottle	Green int & ext	C19th	Flat bottle
12032	Stoneware	1	1	2	BS	?Bottle	Green int & ext	C19th	
12032	TP Whiteware	1	12	1	Flat base	Bowl	Willow	M – LC19th	
12038	Slipware	1	8	1	BS	Dish	White, brown & red-brown slip under clear glaze	C18th – C19th	Press-moulded dish; red fabric
12039	Banded Creamware	1	58	1	Rim & body	Bowl	Two rilled bands on body w/ blue paint	c.1740- c.1820	Sharply everted flat rim
12039	BGCW	2	153	2	BS	Pancheon	Brown glaze int only; rilled ext	C18th – C19th	
12039	BGCW	1	7	1	BS	Hollow ware	Brown glaze int & ext	C18th – EC19th	
12039	BGFW	1	20	1	Base	Hollow ware	Brown glaze int	C18th	Orange body
12039	BSGSW	1	17	1	BS	Hollow ware	Brown glaze int & ext	LC18th – C19th	
12039	BSGSW	1	6	1	Base	Hollow ware	Flat base defined by double groove	C18th	Small flat base
12039	BSGSW	2	3	2	BS	Hollow ware	U/Dec	C18th – C19th	
12039	Cane Coloured ware	1	2	1	BS	Hollow ware	U/Dec	C19th	
12039	Creamware	2	2	2	Rim	Plate	U/Dec	c.1740- c.1820	
12039	Creamware	1	1	1	BS	Hollow ware	U/Dec	c.1740- c.1820	
12039	Creamware	1	4	1	Handle	Mug/jug	Moulded lower handle terminal	c.1740- c.1820	
12039	Late Blackware	2	7	2	BS	Hollow ware	Black glaze int & ext	C18th	
12039	Late Blackware	2	22	2	Base	Hollow ware	Black glaze int only	C18th	Footed base
12039	Late Blackware	1	1	1	Rim	Dish	Black glaze int & ext	C18th	
12039	Pearlware	1	2	1	BS	Hollow ware	U/Dec	c.1780 – c.1840	
12039	Slip Banded CC ware	1	9	1	BS	Bowl	White slip line and band ext	C19th	
12039	Slip Banded ware	1	22	1	Base	Jar	White slip lines ext on orange body	C19th	Footed base
12039	TP Pearlware	1	1	1	Rim	Cup	Chinese landscape border int	c.1780 – c.1840	
12039	TP Whiteware	1	14	1	Shoulder & BS	Jar	Two Temples	M – LC19th	Shouldered jar
12043	BGCW	1	360	1	Base	Jar	Brown glazed int only	C18th – C19th	
12043	BGCW	1	18	1	BS	Pancheon	Brown glaze int only	C18th	
12043	BGFW	1	2	1	Rim	Hollow ware	Brown glaze int & ext	C18th	
12043	BSGSW	1	91	1	Ring foot base	Bowl	Deep ring foot base	LC18th – C19th	
12043	BSGSW	1	7	1	BS	Hollow ware	U/Dec	LC18th – C19th	
12043	BSGSW	1	13	1	Rim	Pie dish	U/Dec	LC18th – C19th	Sharply everted rim w/

Context	Type	No	Wt	ENV	Part	Form	Decoration	Date range	Notes
									groove on underside
12043	BSGSW	1	3	1	Base	Hollow ware	U/Dec	LC18th – C19th	
12043	BSGSW	1	2	1	BS	Hollow ware	Stamped zig-zag lines ext	LC18th – C19th	
12043	BSGSW	1	2	1	Rim	Bowl	U/Dec	LC18th – C19th	Clubbed rim
12043	BSGSW	1	3	1	Rim	Dish	U/Dec	LC18th – C19th	
12043	BSGSW	1	5	1	Base	Hollow ware	U/Dec	LC18th – C19th	
12043	Cane Coloured ware	1	25	1	Rim	Pie dish	U/Dec	C19th	
12043	Cane Coloured ware	1	11	1	Flat base	Pie dish	U/Dec	C19th	
12043	Creamware	1	6	1	Rim	Plate	U/Dec	c.1740- c.1820	
12043	Creamware	1	9	1	Footring base	Bowl	Green & purple mottling ext	c.1740- c.1820	Angular ring foot
12043	Creamware	1	5	1	Rim	Bowl	U/Dec	c.1740- c.1820	
12043	Creamware	5	14	5	BS	Flatware	U/Dec	c.1740- c.1820	
12043	Creamware	2	6	2	BS	Hollow ware	U/Dec	c.1740- c.1820	
12043	Creamware	1	1	1	Recessed base	Plate	U/Dec	c.1740- c.1820	
12043	Creamware	2	2	2	Rim	?Flatware	U/Dec	c.1740- c.1820	
12043	Edged ware	1	3	1	Rim	Plate	Wavy edge plate w/ blue feather edged paint	EC19th	
12043	Late Blackware	7	49	7	BS	Hollow ware	Black glaze int & ext, some partial ext	C18th	
12043	Late Blackware	1	76	1	Base	Hollow ware	Black glaze int & partial ext	C18th	Footed base
12043	Late Blackware	1	35	1	Base	Hollow ware	Black glaze int & partially ext	C18th	Small footed base
12043	Late Blackware	2	7	2	Handle	Hollow ware	U/Dec	C18th	
12043	Late Blackware	1	1	1	Rim	Hollow ware	Everted rim	C18th	
12043	Pearlware	1	1	1	Lid seated shoulder	Jar	Brown line below rim	c.1780 – c.1840	
12043	Pearlware	1	1	1	Rim	Bowl	Blue lines int & ext below rim	c.1780 – c.1840	
12043	Slip Banded CC ware	1	2	1	BS	Hollow ware	Brown and white slip bands on a cane coloured body	C19th	
12043	Slip Coated ware	1	3	1	BS	Hollow ware	Red slip ext	C18th	
12043	TP Pearlware	1	1	1	BS	Hollow ware	?Two Temples	c.1780 – c.1840	
12043	URE	1	86	1	Base	Hollow ware	U/Dec	C18th – C19th	
12043	URE	1	7	1	Rim	Hollow ware	U/Dec	C18th – C19th	Small clubbed rim
12049	BSGSW	1	6	1	BS	Hollow ware	Brown ext, grey int	C19th	
12049	BSGSW	1	5	1	BS	Hollow ware	Brown glaze int & ext	C19th	
12049	Slip Banded CC ware	2	8	1	Rim	Bowl	Brown and white slip bands on a cane coloured body	C19th	
12049	Sponged printed ware	1	6	1	Rim & handle	Jug	Moulded upper handle terminal; purple	c.1840+	

Context	Type	No	Wt	ENV	Part	Form	Decoration	Date range	Notes
							printed design int		
12049	Whiteware	1	2	1	Flat base	Flatware	U/Dec	M – LC19th	
12039/043	Pearlware	2	9	1	Ring foot base	Cup/bowl	Dark blue 'Island' pattern internally; U/ID design ext	c.1780 – c.1840	Angular ring foot
	Total	221	2660	216					

Table 6. Other ceramic items from Trench 12

Context	Type	No	Wt	ENV	Part	Form	Decoration	Date range	Notes
12017	CBM	1	32	1	Fragment	Brick	N/A	Undated	
12017	Plaster	2	6	2	Fragments	N/A	Paint / whitewash on one side	Undated	
12032	Marble	1	3	1	Complete	Marble	Metallic glaze ext	C18th – C19th	Diam 14.5mm
	Total	4	41	4					

Table 7. Pottery from Trench 13

Context	Type	No	Wt	ENV	Part	Form	Decoration	Date range	Notes
13014	BGCW	1	24	1	BS	Pancheon	Brown glaze int only	C18th – C19th	
13014	BGFW	1	2	1	BS	Hollow ware	Mottled brown glaze int & ext on a fine red fabric	C18th	
13014	Creamware	1	1	1	Footring base	Plate	U/Dec	c.1740 – c.1820	Burnt
13014	Jackfield type ware	1	3	1	BS	?Hollow ware	Black glaze int & ext on a fine red fabric	LC19th – EC20th	
13014	TP Whiteware	1	2	1	Rim	Cup/bowl	Green printed geometric and floral design int & ext	M – LC19th	
13015	TP Whiteware	1	6	1	Rim	Plate	Green printed leaf, acorn & tendril design on stippled background	M – LC19th	Wavy edge plate; cf cxt 13016, 13018, 13019 13031, 13032, 13040 & 13093
13016	BSGSW	1	8	1	Handle	Mug	Multiple grooves on top of handle	C18th	
13016	BSGSW	1	7	1	Rim	Bowl	U/Dec	C18th	Round folded rim
13016	Coarse Blackware	1	23	1	BS	Hollow ware	Hard, shiny purple glaze int & ext	C17th – C18th	Very hard fine dark red fabric
13016	Mottled ware 1	1	8	1	Rim	Hollow ware	Everted rim w/ double ridge below neck	C18th	Very dark mottled glaze
13016	Redware	1	9	1	BS	Dish/bowl	Clear glaze int	C17th – EC18th	
13016	Tin Glazed Earthenware	1	4	1	Rim	Flatware	Stylised blue tree motif on rim	LC16th - MC18th	
13016	TP Whiteware	1	4	1	BS	Hollow ware	Green printed leaf, acorn & tendril design int & ext w/ hand coloured red flowers	M – LC19th	See also 13040, 13019, 13023, 11013, 13015, 13093, 13032
13018	Blue Banded ware	1	1	1	Rim	Bowl	Blue band below rim	C19th	
13018	Late Blackware	1	6	1	Base	Hollow ware	Black glaze int only	C18th	Footed base
13018	Mottled ware 1	2	3	1	BS	Hollow ware	Glaze mainly yellow, very limited mottling	E-MC18th	
13018	Mottled ware 1	1	1	1	Rim	Hollow ware	Glaze mainly yellow, some mottling	E-MC18th	
13018	Stoneware	1	5	1	BS	Hollow ware	Green stoneware	C19th	
13018	TP Whiteware	2	11	2	BS	Hollow ware	Green printed leaf, acorn & tendril design int & ext w/ hand coloured red flowers	M – LC19th	See also 13040, 13019, 13023, 11013, 13015, 13093, 13032
13018	U/ID ceramic	1	1	1	Fragment	U/ID	U/Dec	C19th	Burnt surfaces
13019	?Yellow ware	1	4	1	BS	Hollow ware	Yellow glaze int & ext	?C17th	
13019	BGCW	2	58	1	BS	Pancheon	Brown glaze int only	C18th – C19th	
13019	BGFW	1	7	1	Rim	Hollow ware	Shiny metallic brown glaze int & ext	C18th	
13019	BGFW	2	7	2	BS	Hollow ware	Shiny metallic brown glaze int & ext	C18th	
13019	BGFW	1	2	1	BS	Hollow ware	Groups of prominent raised ridges ext	C18th	
13019	BSGSW	1	1	1	Rim	Hollow ware	U/Dec	C18th	
13019	BSGSW	1	3	1	BS	Hollow ware	U/Dec	C18th	
13019	Mottled ware 1	1	5	1	Base	Mug/tankard	Raised ridge above base	E-MC18th	

Context	Type	No	Wt	ENV	Part	Form	Decoration	Date range	Notes
13019	Mottled ware 1	1	7	1	BS	Mug/tankard	Rilled band ext	E-MC18th	
13019	Mottled ware 1	1	1	1	BS	Mug/tankard	Mottled int & ext	E-MC18th	
13019	Redware	1	29	1	Rim	Dish	Clear glaze int; profiled rim internally	C17th – EC18th	
13019	Slip Banded CC ware	1	7	1	Rim	Bowl	Thin white slip lines ext	C19th	
13019	Slipware	1	27	1	Base	Hollow ware	Buff body; yellow int & ext w/ brown slip lines around base	C18th	
13019	Tin Glazed Earthenware	1	1	1	BS	Hollow ware	U/Dec	LC16th - MC18th	
13019	TP Whiteware	4	21	1	BS	Hollow ware	Green printed leaf, acorn & tendril design int & ext w/ hand coloured red flowers	M – LC19th	See also 13040, 13023, 11013, 13015, 13093, 133016etc
13022	Mottled ware 1	1	1	1	BS	Hollow ware	Rilled band ext	C18th	
13025	Whiteware	1	4	1	Rim	Saucer/dish	Moulded rim; hand painted green & black floral design int	M – LC19th	
13029	Mottled ware 1	1	1	1	Rim	Hollow ware	Light mottling	E-MC18th	
13029	Mottled ware 1	1	2	1	Handle	Hollow ware	Light mottling	E-MC18th	
13029	Slip Banded CC ware	1	3	1	BS	Hollow ware	White slip lines ext	E-MC19th	
13029	Slipware	1	1	1	BS	Hollow ware	Red slip ext w/ white slip blobs ext	C18th	
13029	Tin Glazed Earthenware	1	5	1	Rim	Plate	Blue-grey tin glaze int & ext w/ mottling int	LC16th - MC18th	Unusual finish
13030	BGCW	1	10	1	BS	Bowl	Brown glaze int; rilled surface ext	C18th – C19th	
13030	BGFW	1	1	1	BS	Hollow ware	Brown glaze int ext	C18th – C19th	
13030	Mottled type ware	1	4	1	BS	Hollow ware	Plain glaze on a fine red body w/ occasional yellow flacks	?C18th	
13030	Mottled ware 1	3	4	3	BS	Mug/tankard	Rilled band ext	E-MC18th	
13030	Mottled ware 1	1	19	1	Base	Mug/tankard	Mottled glaze int & ext	E-MC18th	Footed base
13030	Mottled ware 1	1	5	1	Base	Mug/tankard	Mottled glaze int & ext	E-MC18th	Footed base
13030	Mottled ware 1	3	3	3	BS	Mug/tankard	Mottled glaze int & ext	E-MC18th	
13030	Slip Banded CC ware	1	7	1	BS	Hollow ware	Thin white slip bands ext	C19th	
13030	Slipware	1	27	1	Rim	Dish	Embossed design w/ white, black & red-brown slip int; pie crust rim	LC17th – C18th	Press-moulded dish; buff fabric w/ white sub-rounded grit & occasional red grit
13030	Tin Glazed Earthenware	1	5	1	Rim	Plate	Blue band around circumference	LC16th - MC18th	
13030	YG CW	2	7	2	BS	Pancheon	White slip int under yellow glaze	C18th – C19th	cf. cxt 13045
13031	Slip Banded CC ware	1	1	1	BS	Hollow ware	Thin white slip lines on CC body	C19th	
13031	TP Whiteware	6	38	6	BS	Hollow ware	Green printed leaf, acorn & tendril design int & ext w/ hand coloured red flowers	M – LC19th	See also 13040, 13019, 13023, 11013, 13015, 13093, 13032
13032	?Whiteware	1	1	1	BS	U/ID	U/Dec	M – LC19th	Heavily burnt

Context	Type	No	Wt	ENV	Part	Form	Decoration	Date range	Notes
13032	?Yellow ware	1	16	1	BS	Hollow ware	Thin yellow glaze int & ext	?C17th	Not standard Yellow ware
13032	BGCW	1	9	1	BS	Bowl	Brown glaze int only	C18th – EC19th	
13032	BGFW	1	13	1	Rim	Dish	Mottled brown glaze int & ext on a fine red fabric	C18th – EC19th	Wide everted rim
13032	BGFW	1	9	1	BS	Hollow ware	Shallow horizontal grooves ext; patchy mottled brown glaze int & ext	C18th	Dark red oxidised fabric
13032	BGFW	1	3	1	BS	Hollow ware	Brown glaze int & ext	C18th – EC19th	
13032	BSGSW	1	1	1	BS	Hollow ware	U/Dec	C18th – EC19th	
13032	Cane Coloured ware	1	1	1	Footring base	Hollow ware	U/Dec	C19th	
13032	Cane Coloured ware	1	1	1	Rim	Hollow ware	White slip line on rim	C19th	
13032	Cane Coloured ware	1	1	1	BS	Flatware	U/Dec	C19th	
13032	Cane Coloured ware	2	32	1	BS	Hollow ware	U/Dec	C19th	
13032	Edged ware	1	3	1	Rim	Plate	Moulded 'grass' pattern rim w/ blue painted edge	c.1780 - c.1810	
13032	Mottled ware 1	1	2	1	Rim	U/ID	Flat object w/ notch in one side; hexagonal?	E-MC18th	
13032	Mottled ware 1	2	4	2	BS	Hollow ware	Dark mottling	E-MC18th	
13032	Redware	1	4	1	Base	Plate/dish	Clear glaze int on an orange body	C17th – EC18th	
13032	Slip Banded CC ware	1	2	1	BS	Hollow ware	White slip line ext	C19th	
13032	Stoneware	2	16	2	BS	Hollow ware	Pale brown ext	C19th	
13032	Stoneware	1	10	1	Fragment	U/ID	N/A	C19th?	Heavily secondarily burnt
13032	Stoneware	1	79	1	BS	Flagon/jar	Grey stoneware	C19th	
13032	Stoneware	1	7	1	BS	Jam jar	Vertical groove ext	C19th – EC20th	
13032	TP Whiteware	1	2	1	BS	Hollow ware	Two Temples	M – LC19th	
13032	TP Whiteware	2	3	2	Rim & BS	?Jug	Green printed leaf, acorn & tendril design int & ext w/ hand coloured red flowers	M – LC19th	See also 13040, 13019, 13023, 11013, 13015, 13093
13032	TP Whiteware	7	40	4	Rim & body	Cup	Two Temples	M – LC19th	
13032	TP Whiteware	3	5	3	BS	Flatware	Willow	M – LC19th	
13032	TP Whiteware	1	1	1	Rim	Hollow ware	U/ID TP design int & ext	M – LC19th	
13032	U/ID ceramic	1	17	1	BS	Hollow ware	U/ID	Undated	Very heavily burnt
13032	Whiteware	5	66	2	Profile	Cup	Relief moulded decoration ext	LC19th – EC20th	
13032	Whiteware	1	3	1	Footring base	Plate	U/Dec	M – LC19th	
13032	Whiteware	1	1	1	BS	Flatware	U/Dec	M – LC19th	
13032	Whiteware	1	3	1	BS	Flatware	U/Dec	M – LC19th	
13032	Whiteware	2	11	1	Rim/edge	Flatware	U/Dec	M – LC19th	Flat white plate with hole in centre
13032	Whiteware	1	1	1	Rim	Flatware	Low relief moulded rim	M – LC19th	

Context	Type	No	Wt	ENV	Part	Form	Decoration	Date range	Notes
13032	Whiteware	1	12	1	Base	Jar	U/Dec	C19th	Flat base
13035	Cane Coloured ware	1	5	1	Base	Mug/tankard	U/Dec	C19th	Footed base
13035	Slip Banded CC ware	1	2	1	BS	Hollow ware	Blue and white slip bands	C19th	
13035	TP Whiteware	1	10	1	Base	Mug/tankard	U/ID TP design ext	M – LC19th	Footed base
13036	Blackware	1	4	1	BS	Hollow ware	Rilled body	C17th	Fine hard red body
13040	BSGSW	1	23	1	Base	Hollow ware	U/Dec	C19th	
13040	Slip Banded CC ware	1	1	1	BS	Hollow ware	Thin blue & white slip lines ext	C19th	
13040	Tin Glazed Earthenware	1	2	1	BS	Hollow ware	U/Dec	LC16th - MC18th	
13040	TP Whiteware	6	22	5	BS	Hollow ware	Green printed leaf, acorn & tendril design int & ext w/ hand coloured red flowers	M – LC19th	See also 13031, 13019, 13023, 11013, 13015, 13093, 13032
13040	Whiteware	1	14	1	Handle	?Jug	U/Dec	LC19th – EC20th	
13040	Whiteware	1	25	1	Semi-recessed base	Cup	U/Dec	1891 - MC20th	Stamped 'ENGLAND' on underside
13040	Whiteware	1	6	1	Ring foot base	Cup/bowl	U/Dec	LC19th – EC20th	Heavily secondarily burnt, round ring foot base
13043	BGFW	2	13	1	Base	Hollow ware	Shiny metallic brown glaze int & ext	C17th – C18th	
13043	BGFW type	1	58	1	Base	Mug	Patchy thin brown glaze int & ext, rilled band above base	C18th	Fabric is thicker and softer than the local Mottled ware but the glaze is mottled
13043	Slip Coated ware	1	4	1	Rim	Hollow ware	Rouletted decoration int	C18th	Thin red slip under clear glaze on a white body
13045	BGCW	1	33	1	Rim	Pancheon	Brown glaze int, square sectioned rim	LC18th – C19th	
13045	BGFW	1	11	1	Rim	Dish/bowl	Light brown glaze int & ext	C18th – EC19th	Wide everted rim
13045	BGFW	1	11	1	BS	Hollow ware	Three shallow grooves ext; mottled brown glaze int & ext	C18th – EC19th	
13045	BSGSW	1	1	1	BS	Hollow ware	U/Dec	C18th - EC19th	
13045	Late Blackware	1	4	1	BS	Hollow ware	Black glaze int & ext	C18th – C19th	
13045	Redware	1	13	1	BS	Dish/bowl	Clear glaze int	C17th – EC18th	
13045	Slip Banded CC ware	1	3	1	BS	Hollow ware	Three dark slip lines w/ diffuse edges ext	C19th	
13045	Stoneware	1	10	1	BS	Hollow ware	Cream stoneware	C19th	
13045	Stoneware	1	8	1	BS	Jam jar	Grey stoneware w/ fluted body	MC19th - EC20th	
13045	Stoneware	1	43	1	Base	Small bottle	Brown ext, grey int	MC19th – EC20th	Ink bottle or similar
13045	TP Whiteware	1	1	1	BS	Hollow ware	U/ID TP design ext	M – LC19th	
13045	YG CW	1	24	1	BS	Pancheon	White slip int under yellow glaze	C18th – C19th	cf. cxt 13030
13048	BSGSW	1	5	1	Base	Hollow ware	U/Dec	C18th	
13048	Mottled ware 1	1	2	1	Rim	Cup/bowl	Yellow finish, occasional mottling	E-MC18th	

Context	Type	No	Wt	ENV	Part	Form	Decoration	Date range	Notes
13048	Stoneware	1	3	1	BS	Jam jar	Fluted body, grey stoneware	C19th	
13050	BGCW	1	136	1	Base	Jar	Brown glaze int only	LC17th – C18th	Fine striations ext; hard dense, semi-vitrified fabric
13052	?Whiteware	1	23	1	Rim	Pie dish	U/Dec	M – LC19th	Heavily discoloured & crazed
13052	Sponged ware	3	8	2	Rim	Flatware	Blue sponging int	c.1830+	
13052	Stoneware	2	31	2	BS	Bottle/flagon	Green stoneware	C19th – EC20th	
13052	Stoneware	1	25	1	Handle	Flagon	Green triple lobe handle	C19th – EC20th	
13052	TP Whiteware	8	68	6	Rim & flat base	Plate	Willow	M – LC19th	
13054	BGFW	1	2	1	Handle	?Jug	Brown glaze	C18th – EC19th	Fine quartz grit
13055	BGCW	1	84	1	BS	Pancheon	Brown glaze int, rilled body ext	C18th – C19th	
13055	BSGSW	1	17	1	BS	Hollow ware	Stamped & rouletted design wavy line ext	C19th	
13055	Creamware	2	2	2	BS	Flatware	U/Dec	c.1740 – c.1820	
13055	Tin Glazed Earthenware	1	1	1	BS	Flatware	Blue band on white	LC16th - MC18th	
13055	TP Bone China	1	1	1	Handle & BS	Cup	Black printed floral design w/ hand coloured details	C19th	
13056	Creamware	1	1	1	Ring foot base	?Bowl	U/Dec	c.1740 – c.1820	Angular ring foot
13056	TP Whiteware	1	1	1	BS	Hollow ware	U/ID TP design ext	MC19th – EC20th	
13057	BSGSW	1	5	1	Rim	Porringer/bowl	U/Dec	C18th	Everted rim
13057	BSGSW	1	1	1	BS	Hollow ware	U/Dec	C18th	
13058	BGCW	1	67	1	Handle	Jar/jug	Patchy brown glaze on a red fabric	C16th – C17th	Early BGCW; more abraded than rest of context
13058	Late Blackware type	1	5	1	Rim	Hollow ware	Black glaze on a fine red fabric; internal bulge inside rim	C18th	
13058	Mottled ware 1	1	9	1	BS	Mug/tankard	Rilled band ext	E-MC18th	
13058	Mottled ware 1	1	6	1	BS	Mug/tankard	Rilled band w/ thick central groove	E-MC18th	
13058	Mottled ware 1	3	6	3	BS	Mug/tankard	Two sherds w/ rilled band	E-MC18th	
13058	Mottled ware 1	1	5	1	Handle	Mug/tankard	Narrow strap handle; limited mottling	E-MC18th	
13058	Pearlware	1	1	1	BS	Bowl	Hand painted blue floral design int	c.1780 – c.1840	
13058	Slip Coated ware	1	2	1	Rim	Hollow ware	Buff body w/ thin red slip int & ext; clear glaze int & ext	C18th	Pointed cap rim
13075	?Tin Glazed Earthenware	1	1	1	BS	Flatware	Blue design int	LC16th - MC18th	Secondarily burnt
13075	BGCW	1	9	1	BS	Dish	Red-brown glaze int only	C18th – EC19th	
13075	BGCW	1	3	1	BS	Hollow ware	Brown glaze int only	C18th – C19th	
13075	BGFW	1	4	1	BS	Hollow ware	Mottled brown glaze int & ext	C18th – C19th	

Context	Type	No	Wt	ENV	Part	Form	Decoration	Date range	Notes
13075	Edged ware	1	3	1	Rim	Plate	Moulded 'grass' pattern rim w/ blue painted edge	c.1780 - c.1810	
13075	Whiteware	1	2	1	BS	Hollow ware	Brown ext, yellow int	M – LC19th	
13075	Yellow ware	1	6	1	Rim	Small jar	Small beaded rim; yellow glaze int & ext	C17th – EC18th	
13093	Mottled ware 1	1	2	1	Handle	Mug/tankard	Mottled glaze	E-MC18th	
13093	Redware	1	149	1	Base	Pancheon/bowl	Clear glaze int, knife trimmed ext walls	C17th – EC18th	Underside of base heavily pitted
13093	TP Whiteware	1	1	1	BS	Hollow ware	Green printed leaf, acorn & tendril design on stippled background	M – LC19th	Cf. cxt 13015
	Total	204	1884	186					

Table 8. Other ceramic items from Trench 13

Context	Type	No	Wt	ENV	Part	Form	Decoration	Date range	Notes
13014	Wall tile	1	6	1	Fragment	Wall tile	Dark green ext surface	Recent	cf. cxt 11013 for similar fragment
13029	Mortar	1	2	1	Fragment	N/A	N/A	Undated	
13032	Drain pipe	1	139	1	Fragment	Pipe	N/A	Recent	Coarse buff fabric
13032	Knurr ball	1	5	1	Fragment	Knurr ball	Glazed	C19th	22.5mm diam
13045	Sewer pipe	1	23	1	Fragment	Sewer pipe	N/A	1850 or later	
13052	Marble	1	6	1	Complete	Marble	U/Dec	C19th	18.6mm diam
13055	?Stone frags	7	9	7	Fragments	N/A	N/A	Undated	
13093	Saggar	1	105	1	Rim	Saggar	N/A	E-MC18th	Clubbed, flat-topped rim w/ cut-out through wall
	Total	14	295	14					

Table 9. Pottery from Trench 14

Context	Type	No	Wt	ENV	Part	Form	Decoration	Date range	Notes
14001	?Pearlware	1	2	1	Footring base	Plate	U/Dec	c.1780 – c.1840	
14001	Blue Banded ware	1	1	1	BS	Bowl	Blue band ext	C19th	
14001	Bone China	2	6	1	Rim	Cup/mug	Fluted body	M – LC19th	
14001	Bone China	1	1	1	Rim	Plate	U/Dec	M – LC19th	
14001	Mottled ware 1	1	2	1	BS	?Bowl		C18th	
14001	YGCW	1	26	1	Base	Bowl/pancheon	Clear glaze int & partially ext	LC17th – C18th	Knife trimmed ext
14003	Bone China	1	6	1	Rim	Cup	Thin gold line on rim	LC19th – EC20th	
14003	Bone China	1	5	1	BS	Hollow ware	U/Dec	M – LC19th	
14003	Brown Glazed Coarseware	1	21	1	BS	Pancheon	Brown glaze int, rilled ext	C18th – C19th	
14003	Brown Glazed Coarseware	2	9	2	BS	Pancheon	Brown glaze int only	C18th – C19th	
14003	BSGSW	1	18	1	Base	Hollow ware	U/Dec	C19th	Glaze over all broken edges except for freshly broken edge
14003	Edged ware	1	4	1	Rim	Plate	Moulded grass pattern w/ pale blue paint	EC19th	
14003	Late Blackware	3	5	3	BS	U/ID	Black glaze int & ext	C18th	
14003	Mottled ware 1	1	9	1	Handle & BS	Mug		E-MC18th	
14003	Mottled ware 1	1	10	1	BS	Mug	Rilled band around lower body	E-MC18th	
14003	Mottled ware 1	1	11	1	BS	Mug	Large ridge flanked by two small ridges	E-MC18th	
14003	Mottled ware 1	1	3	1	Rim	Mug	Rilled band below slightly everted rim	E-MC18th	
14003	Mottled ware 1	2	4	2	BS	Mug	Rilled band ext	E-MC18th	
14003	Mottled ware 1	1	9	1	BS	Mug	Rilled band around lower body	E-MC18th	
14003	Mottled ware 1	2	6	1	BS	Mug		E-MC18th	
14003	Mottled ware 1	2	9	2	Base	Mug		E-MC18th	
14003	Mottled ware 1	1	1	1	BS	Mug		E-MC18th	
14003	Mottled ware 1	1	1	1	Handle	Mug		E-MC18th	
14003	Pearlware	1	1	1	BS	Flatware	U/Dec	c.1780 – c.1840	
14003	Slip Banded CC ware	1	17	1	Rim	Bowl	Rounded clubbed rim; thin blue line above wide white band	C19th	
14003	Slipware	1	2	1	BS	U/ID	Trailed white slip line under clear glaze int	C18th	Press moulded dish
14003	Slipware type 1	1	9	1	Base	Dish	Trailed white slip int on red body under clear glaze	C17th – EC18th	
14003	TP Whiteware	2	6	1	Rim	Plate	Asiatic Pheasants	M – LC19th	

Context	Type	No	Wt	ENV	Part	Form	Decoration	Date range	Notes
14003	TP Whiteware	1	2	1	Footring base	Plate	Black printed design w/ part of name 'JAME...'	MC19th	
14003	TP Whiteware	1	4	1	Flat base	Flatware	Willow	M – LC19th	
14003	TP Whiteware	1	1	1	Base	Flatware	Part of maker's mark; garter w/ 'SA...' int	M – LC19th	
14003	TP Whiteware	1	1	1	Rim	Flatware	Chinese landscape int	M – LC19th	
14003	Whiteware	1	4	1	BS	Hollow ware	U/Dec	C19th	Heavily burnt
14003	WSGSW	1	1	1	Rim	Cup	U/Dec	c.1720 – c.1780	
14003	YGCW	1	71	1	Base	Bowl/pancheon	White slip int on buff body; clear glaze int	C18th – C19th	Knife trimmed ext
14004	Brown Glazed Coarseware	1	5	1	Base	Dish/bowl	Brown glaze int	C18th – C19th	
14005	Banded ware	1	1	1	Rim	Plate	Red band around rim w/ two thin silver lines int	LC19th – EC20th	Bone china plate
14005	Blue Banded ware	4	27	2	Rim & BS	Carinated bowl	Broad blue bands ext	C19th	London form bowl
14005	Blue Banded ware	2	2	1	Rim	Bowl	Broad blue band below rim	C19th	
14005	Blue Banded ware	1	6	1	Rim	Bowl	Thin blue line & broad band below rim; moulded handle terminal	C19th	
14005	Blue Banded ware	1	2	1	Rim	Bowl	Thin blue lines below rim	C19th	
14005	Blue Banded ware	2	7	2	BS & handle stump	Mug/jug	Blue bands and moulded handle terminals	C19th	
14005	Blue Banded ware	2	6	2	BS	Hollow ware	Thin blue lines ext	C19th	
14005	Blue Banded ware	9	18	9	BS	Hollow ware	Blue lines & bands ext	C19th	Flaked & spalled
14005	Blue Banded ware	1	1	1	Rim	Bowl	Blue lines ext	C19th	
14005	Blue glazed ware	2	11	1	Base	Mug	Rilled band on base	C19th	Recessed base
14005	Bone China	3	63	1	Profile	Plate	U/Dec	MC19th – EC20th	Discoloured ext
14005	Bone China	1	9	1	Footring base	Plate	U/Dec	MC19th – EC20th	
14005	Bone China	7	54	5	Rim & BS	Jar	U/Dec	MC19th – EC20th	Thick body sherds from utilitarian jar
14005	Bone China	3	13	3	BS	Hollow ware	Moulded fluted body	MC19th – EC20th	
14005	Bone China	4	13	3	Ring foot base	Cup/bowl	U/Dec	MC19th – EC20th	
14005	Bone China	3	5	3	Rim	Small jar	U/Dec	MC19th – EC20th	Small square sectioned jar rim; utilitarian jars
14005	Bone China	2	8	1	Flat base	Small jar	U/Dec	MC19th – EC20th	Utilitarian jar base
14005	Bone China	2	12	2	Flat base	Jar	U/Dec	MC19th – EC20th	Utilitarian jar base
14005	Bone China	10	16	10	BS	Hollow ware	U/Dec	MC19th – EC20th	
14005	Bone China	2	2	1	Rim	Plate	U/Dec	MC19th – EC20th	

Context	Type	No	Wt	ENV	Part	Form	Decoration	Date range	Notes
14005	Bone China	5	22	5	Base	Flatware	U/Dec	MC19th – EC20th	
14005	Bone China	1	1	1	BS	Cup	Lustre line ext	MC19th – EC20th	London shaped cup
14005	Bone China	1	1	1	Rim & spout	Small jug	U/Dec	MC19th – EC20th	
14005	Bone China	1	2	1	BS & handle	Cup	U/Dec	MC19th – EC20th	
14005	Bone China	1	3	1	Footring base	Flatware	U/Dec	MC19th – EC20th	
14005	Bone China	1	2	1	Rim	Plate	U/Dec	MC19th – EC20th	
14005	Bone China	1	1	1	BS	Cup/bowl	Dark blue line ext	MC19th – EC20th	
14005	Bone China	1	1	1	BS	Hollow ware	Gold overglaze printed design ext	LC19th – EC20th	
14005	Bone China	1	3	1	Rim	Cup/bowl	U/Dec	MC19th – EC20th	Heavily burnt
14005	Bone China	1	1	1	Rim	?Jar/bowl	U/Dec	MC19th – EC20th	Heavily burnt
14005	Bone China	1	15	1	Recessed base	Hollow ware	Blue glaze int only; relief moulded ext	C19th	
14005	Bone China	2	9	1	Handle	Jug	Red flash on handle	MC19th – EC20th	
14005	Bone China	1	2	1	Rim	Flatware	U/Dec	M – LC19th	
14005	Brown Glazed Coarseware	6	713	6	BS	Pancheon	Brown glaze int only	C18th – C19th	Thick body sherds; large vessels
14005	Brown Glazed Coarseware	1	50	1	Base	Jar	Brown glaze int only	C18th – C19th	Footed base
14005	Brown Glazed Coarseware	1	28	1	Rim	Pancheon	Clear/brown glaze int	C18th – C19th	Rounded rim
14005	Brown Glazed Coarseware	19	100	19	BS	Pancheon/bowl	Brown glaze int only	C18th – C19th	
14005	Brown Glazed Coarseware	1	3	1	BS	Hollow ware	Brown glaze int & ext	C18th – C19th	
14005	Brown Glazed Coarseware	1	8	1	Handle	Jug	Brown glaze on top of handle	C18th	
14005	Brown Glazed Coarseware	6	51	6	BS	Pancheon/bowl	Clear glaze int only	C18th – C19th	
14005	Brown Glazed Fineware	1	4	1	BS	Hollow ware	Brown glaze int & ext	C18th – EC19th	Red fabric
14005	BSGSW	1	3	1	BS	Hollow ware	U/Dec	LC18th – C19th	Sub-oval pot disc; 195.9mm x 24.2mm
14005	BSGSW	4	52	1	Profile	Lid	Parallel concentric impressed lines on top; knob in centre	LC18th – C19th	
14005	BSGSW	1	7	1	BS	Hollow ware	Stamped maker's mark; Whitti... pot... Near Ches...'	LC19th - EC20th	
14005	BSGSW	2	9	1	BS	Hollow ware	Repeated cruciform stamps & rouletted line ext	LC18th – C19th	
14005	BSGSW	3	101	3	Base	Hollow ware	Brown ext, pale grey-green int	C19th	

Context	Type	No	Wt	ENV	Part	Form	Decoration	Date range	Notes
14005	BSGSW	3	43	1	BS	Hollow ware	Stamped '...DER'S / ...HE BREWERY / [D]ONCASTER'	M – LC19th	Brown ext, green int
14005	BSGSW	9	60	9	BS	Hollow ware	Mottled brown iron wash band ext; pale green int	M – LC19th	
14005	BSGSW	2	16	2	Base	Hollow ware	Deep groove defines base	LC18th – C19th	
14005	BSGSW	2	18	2	Base	Hollow ware	Small footed base	LC18th – C19th	
14005	BSGSW	4	22	4	Rim	Bowl	Clubbed rims	C19th	
14005	BSGSW	1	5	1	Rim	Bottle	Collared bottle rim	C19th	
14005	BSGSW	1	6	1	Rim	Dish	Brown int & ext	C19th	Wide everted rim
14005	BSGSW	1	13	1	BS	Hollow ware	Incised l.ine ext & rouletted line ext	C19th	
14005	BSGSW	1	2	1	BS	Hollow ware	Rouletted band ext	C19th	
14005	BSGSW	2	5	2	Handle	Hollow ware	One w/ ridges on top, one plain	C19th	
14005	BSGSW	3	12	3	Rim	Hollow ware	U/Dec	C19th	Flat-topped rims
14005	BSGSW	1	2	1	Rim	Hollow ware	U/Dec	LC18th - C19th	Everted rounded rim
14005	Cane Coloured Slipware	1	5	1	BS	U/ID	U/Dec	C19th	Crazed & discoloured
14005	Cane Coloured ware	4	29	1	Rim	Bowl	Row of raised bosses around rim	C19th	
14005	Cane Coloured ware	2	9	2	Rim	Bowl	Row of raised bosses around rim	C19th	
14005	Cane Coloured ware	2	3	2	Rim	Hollow ware	U/Dec	C19th	
14005	Cane Coloured ware	1	5	1	Base	Mug	Footed base defined by groove	C19th	
14005	Cane Coloured ware	2	1	1	Handle	Mug/jug	U/Dec	C19th	Flaked
14005	Cane Coloured ware	1	8	1	Footring base	Plate	U/Dec	C19th	Abraded & crazed
14005	Cane Coloured ware	1	1	1	Flake	Flatware	U/Dec	C19th	Part of illegible maker's stamp
14005	Cane Coloured ware	1	1	1	BS	Hollow ware	Relief moulded leaf pattern ext	C19th	
14005	Cane Coloured ware	1	3	1	Rim	Pie dish	U/Dec	C19th	
14005	Cane Coloured ware	4	12	4	BS	?Flatware	U/Dec	C19th	
14005	Cane Coloured ware	5	9	5	BS	U/ID	U/Dec	C19th	
14005	Cane Coloured ware	1	2	1	Base	Flatware	U/Dec	C19th	
14005	Colour Glazed ware	2	12	2	Footring base	Plate	Greenish glaze int & ext	M – LC19th	
14005	Colour Glazed ware	1	6	1	Handle	?Teapot	Brown Rockingham type glaze ext	C19th	
14005	Colour Glazed ware	1	2	1	Rim	Hollow ware	Brown Rockingham style glaze int & ext	C19th	Clubbed rim
14005	Colour Glazed ware	2	6	2	Fragments	U/ID	Green glaze on whiteware body	M – LC19th	
14005	Concrete	1	908	1	Fragment	Lump	N/A	Undated	Stamped w/ 'D' in a diamond w/ figure '20'
14005	Creamware	2	6	2	Rim	Plate	U/Dec	c.1740 – c.1820	

Context	Type	No	Wt	ENV	Part	Form	Decoration	Date range	Notes
14005	Creamware	1	2	1	Base	Hollow ware	U/Dec	c.1740 – c.1820	
14005	Creamware	1	1	1	BS	Plate	U/Dec	c.1740 – c.1820	
14005	Creamware	1	1	1	BS	Flatware	U/Dec	c.1740 – c.1820	
14005	Creamware	1	1	1	Ring foot base	Flatware	U/Dec	c.1740 – c.1820	
14005	Edged ware	8	20	8	Rim	Plate	Blue low relief moulded rim w/ blue paint	EC19th	
14005	Fine Redware	3	12	3	BS	Hollow ware	Clear glaze int & ext	C19th	
14005	Fine Redware	1	16	1	Recessed base	?Teapot	Clear glaze int & ext	C19th	
14005	Fine Redware	1	1	1	BS	Hollow ware	Silver lustre finish on a fine red fabric	C19th	
14005	Late Blackware	5	9	5	BS	Hollow ware	Black glaze int & ext	C18th	
14005	Late Blackware	1	5	1	Rim	Hollow ware	Black glaze int & ext	C18th	Fine red fabric
14005	Late Blackware	1	1	1	BS	Hollow ware	Ridges & grooves on body	C18th	Could be Blackware (C17th)
14005	Lustre ware	2	10	2	Rim	Plate	Relief moulded rim w/ red-gold lustre line around rim	MC19th – EC20th	Bone china body w/ lustre decoration
14005	Lustre ware	1	6	1	Semi-recessed base	Bowl	Red-gold lustre line around foot & dec on body	MC19th – EC20th	
14005	Mocha ware	2	4	2	BS	Hollow ware	Blue Mocha trees on a white slip band	C19th	One sherd w/ handle scar
14005	Mocha ware	4	11	3	Rim & BS	Hollow ware	Black Mocha tree on greenish band ext	C19th	
14005	Mottled ware 1	1	7	1	Handle	Mug	Narrow strap handle	E-MC18th	Heavily overfired
14005	Mottled ware 1	13	97	1	Base	Hollow ware	Mottled glaze int & ext	E-MC18th	Thicker wall than Mottled ware 1, stacking scar on underside
14005	Mottled ware 1	1	4	1	Base	Hollow ware	Dark mottled glaze int	E-MC18th	
14005	Mottled ware 1	4	8	4	BS	Mug	Rilled band around lower body	E-MC18th	
14005	Mottled ware 1	2	6	2	Rim	Mug	Rilled band below slightly everted rim	E-MC18th	
14005	Mottled ware 1	8	16	8	BS	Mug		E-MC18th	
14005	Mottled ware 1	2	3	1	Rim	Mug	Raised ridge below slightly everted rim	E-MC18th	
14005	Mottled ware 1	5	33	5	Handle	Mug	Narrow strap handles	E-MC18th	
14005	Mottled ware 1	1	2	1	Rim	Mug		E-MC18th	
14005	Mottled ware 1	1	16	1	Base	Mug		E-MC18th	
14005	Mottled ware 1	1	4	1	BS	Hollow ware	Dark mottled glaze int & ext	E-MC18th	
14005	Mottled ware 1	2	9	2	BS	Hollow ware		E-MC18th	
14005	Mottled ware 2	1	6	1	Handle	Mug	Dark mottled glaze on handle	E-MC18th	

Context	Type	No	Wt	ENV	Part	Form	Decoration	Date range	Notes
14005	Mottled ware 2	2	4	1	Base	Hollow ware	Dark mottled glaze int & ext	E-MC18th	Small footed base
14005	Pearlware	1	2	1	Recessed base	Plate	U/Dec	c.1780 – c.1840	
14005	Slip Banded CC ware	2	4	1	Rim	Hollow ware	Broad white band below rim	C19th	
14005	Slip Banded CC ware	1	2	1	Rim	Hollow ware	Four thin white slip lines below rim	C19th	
14005	Slip Banded CC ware	1	4	1	BS	Hollow ware	Thin white slip lines on body	C19th	
14005	Slip Banded CC ware	1	13	1	Rim	Bowl	Thin blue line above broad white slip band; clubbed rim	C19th	
14005	Slip Banded CC ware	2	4	2	BS	Hollow ware	Narrow blue band & white lines ext	C19th	
14005	Slip Banded CC ware	5	21	4	Rim & BS	Mug	White band, diffuse brown lines, moulded handle terminal, rilled band above base	C19th	
14005	Slip Banded CC ware	1	1	1	BS	Hollow ware	Brown & white slip lines ext	C19th	
14005	Sponged ware	1	6	1	Footring base	Bowl	Blue sponging ext	c.1830+	
14005	Sponged ware	3	4	3	Rim & BS	Cup/bowl	Blue sponging int & ext	c.1830+	
14005	Sponged ware	1	3	1	Handle	Jug	Blue sponging ext	c.1830+	
14005	Sponged ware	3	8	3	Rim & BS	Cup/bowl	Circular sponged pattern in Flow Blue	c.1840+	
14005	Sponged ware	1	6	1	Rim	Plate	Blue sponging around rim; black printed int w/ words 'FIRST...'	c1830+	
14005	Sponged ware	2	3	2	Rim & BS	Flatware	Sponged ware	c.1830+	
14005	Sponged ware	1	2	1	BS	Carinated bowl	Thin black line & green sponging	c.1830+	
14005	Stoneware	9	280	1	Base & BS	Jar/Flagon	Pale grey-green stoneware	MC19th – EC20th	
14005	Stoneware	44	309	44	BS	Jar/Flagon	Pale grey-green stoneware	MC19th – EC20th	
14005	Stoneware	6	66	6	BS	Jar/Flagon	Pale grey-green stoneware w/ iron wash band on upper body/shoulder	MC19th – EC20th	
14005	Stoneware	6	262	1	Base & BS	Bottle	Black printed label; brewery in Rotherham; stamped maker's mark	LC19th - EC20th	Stamped '?? & Son / Whittington Moor / Chesterfield'
14005	Stoneware	11	75	11	BS	Bottle	Mottled green int & ext; one stamped '...FOLD / ...LE'	C19th	
14005	Stoneware	4	23	4	Base & BS	Jam jar	Fluted body	M – LC19th	
14005	Stoneware	41	197	41	BS	Hollow ware	Various stoneware sherds	LC18th – C19th	
14005	Stoneware	4	32	4	Base	Hollow ware		LC18th – C19th	
14005	TP Bone China	2	1	1	BS	Cup/bowl	?Two Temples	MC19th – EC20th	
14005	TP Bone China	2	48	1	Profile	Mug	Souvenir vessel from Coventry w/ picture of city & name	MC19th – EC20th	
14005	TP Whiteware	13	48	1	Rim	Plate	Red printed floral design int	M – LC19th	
14005	TP Whiteware	17	57	1	Footring base	Plate	Black printed & hand coloured	1842 - 1883	Part of diamond registration mark

Context	Type	No	Wt	ENV	Part	Form	Decoration	Date range	Notes
					& rim		geometric design int		on underside
14005	TP Whiteware	3	5	2	Rim	Cup/bowl	Chinese landscape border; ?Two Temples	M – LC19th	
14005	TP Whiteware	2	10	1	BS	Hollow ware	Rhine	M – LC19th	
14005	TP Whiteware	10	19	9	Rim & BS	Flatware	Willow	M – LC19th	
14005	TP Whiteware	2	4	1	BS	Cup/bowl	Chinese landscape in Flow Blue	c.1840+	
14005	TP Whiteware	1	1	1	Rim	Plate	Flow Blue int; flaked	c.1840+	
14005	TP Whiteware	3	2	2	Rim & BS	Plate	Black printed frieze of black circles; green hand colouring	E – MC19th	
14005	TP Whiteware	1	1	1	BS	Hollow ware	Black printed tree w/ green hand colouring, blue & red elements	E – MC19th	
14005	TP Whiteware	2	4	2	Footring base	Plate	Asiatic Pheasants	M – LC19th	
14005	TP Whiteware	8	17	8	BS	Hollow ware	U/ID TP designs ext	M – LC19th	Flaked & spalled
14005	TP Whiteware	3	4	2	Rim	Hollow ware	Blurred TP frieze int & ext	M – LC19th	
14005	TP Whiteware	3	4	3	Footring base & BS	Plate	U/ID TP design int	M – LC19th	
14005	TP Whiteware	3	6	3	BS	Plate	U/ID TP design int	M – LC19th	
14005	TP Whiteware	1	6	1	BS	Mug/jug	U/ID TP design int; rilled above base	M – LC19th	
14005	TP Whiteware	6	6	6	BS	Flatware	U/ID TP design int	M – LC19th	
14005	TP Whiteware	4	12	4	BS	Hollow ware	U/ID TP design ext	M – LC19th	
14005	TP Whiteware	1	3	1	Footring base	Bowl	U/ID TP design ext	M – LC19th	Heavily burnt
14005	TP Whiteware	1	1	1	BS	Flatware	Green printed design int	M – LC19th	
14005	TP Whiteware	1	1	1	Flake	Flatware	?Willow	M – LC19th	Heavily burnt
14005	TP Whiteware	1	2	1	Footring base	Flatware	U/ID TP design int	M – LC19th	
14005	TP Whiteware	1	1	1	BS	Hollow ware	Chinese landscape int	M – LC19th	
14005	TP Whiteware	3	3	3	BS	U/ID	Bluing; probably Flow Blue	M – LC19th	
14005	URE	3	23	3	BS	Hollow ware	U/Dec	C18th – C19th	
14005	Whiteware	54		1	Rim, BS & spout	Jug	Salmon pink ext, white int	MC19th - EC20th	Heavily flaked & spalled
14005	Whiteware	10	42	10	BS	Flatware	U/Dec	M – LC19th	Flaked & crazed
14005	Whiteware	12	46	12	Footring base	Plate	U/Dec	M – LC19th	Flaked & crazed
14005	Whiteware	47	109	47	BS	Hollow ware	U/Dec	M – LC19th	Some crazed & flaked
14005	Whiteware	1	27	1	Recessed base	Jam jar	Part of black printed label ext	LC19th – EC20th	
14005	Whiteware	3	18	3	Ring foot base	Mug/tankard	U/Dec	M – LC19th	Rounded ring foot base
14005	Whiteware	3	5	3	BS	Mug/tankard	Rilled band above base	M – LC19th	

Context	Type	No	Wt	ENV	Part	Form	Decoration	Date range	Notes
14005	Whiteware	2	6	1	Handle	Mug/jug	Moulded handle terminal	M – LC19th	
14005	Whiteware	3	7	2	Handle	Jug	U/Dec	M – LC19th	
14005	Whiteware	2	4	2	Handle	Jug	Fluted handle	M – LC19th	
14005	Whiteware	1	1	1	Rim	Saucer	U/Dec	M – LC19th	
14005	Whiteware	1	1	1	Rim	Hollow ware	Diffuse brown slip band ext	M – LC19th	
14006	?Blackware	1	1	1	Rim	Hollow ware	Black glaze int & ext on a buff body	C18th	
14006	Blackware	2	6	2	BS	Hollow ware	Black glaze int & ext	C17th	
14006	Blue Banded ware	1	9	1	Rim	Mug/jug	Broad blue band ext	C19th	
14006	Blue Banded ware	1	2	1	BS	Bowl	Rilled band w/ blue paint	C19th	
14006	Blue Banded ware	1	3	1	BS	Bowl	Broad blue band & thin brown slip line ext	C19th	Possible Mocha tree but very faint
14006	Bone China	1	5	1	Base	Flatware	U/Dec	LC19th – EC20th	Maker's mark; '...ON BROS / Made in England'; crown above, BY
14006	Bone China	2	8	2	Footring base	Plate	Plate	MC19th – EC20th	
14006	Bone China	2	6	2	Rim & handle	Cup	U/Dec	MC19th – EC20th	
14006	Bone China	1	5	1	Rim	Cup	U/Dec	MC19th – EC20th	
14006	Bone China	1	5	1	Footring base	Plate	U/Dec	M – LC19th	
14006	Bone China	1	13	1	Rim	Plate	Cream finish	C19th	
14006	Brown Glazed Coarseware	7	452	7	Rim	Pancheon	Brown glaze int; profiled clubbed rims, shapes vary	C18th – C19th	Typical of variation within BGCW category
14006	Brown Glazed Coarseware	1	33	1	Rim	Jar	Brown glaze int	C18th – C19th	
14006	Brown Glazed Coarseware	6	184	6	Base	Jar/pancheon	Brown glaze int only	C18th – C19th	
14006	Brown Glazed Coarseware	30	590	30	BS	Pancheon	Brown glaze int	C18th – C19th	
14006	Brown Glazed Coarseware	1	46	1	BS	Jar	Brown glaze int & ext	C18th – EC19th	
14006	Brown Glazed Fineware	5	36	5	BS	Hollow ware	Brown glaze int & ext	C18th – EC19th	
14006	Brown Glazed Fineware	1	10	1	Rim	Hollow ware	Brown glaze int & partially ext; pointed cap	C18th – EC19th	
14006	Brown Glazed Fineware	1	12	1	BS	Hollow ware	Black glaze int & partially ext	C18th	Soft red fabric unlike late Blackware
14006	BSGSW	12	70	12	BS	Hollow ware	Brown stoneware	MC19th – EC20th	
14006	BSGSW	2	18	2	Base	Hollow ware	One footed base, one plain base	C19th	
14006	BSGSW	1	10	1	Base	Hollow ware	Base defined by groove	C19th	
14006	BSGSW	1	7	1	BS	Hollow ware	Rouletted band ext	C19th	

Context	Type	No	Wt	ENV	Part	Form	Decoration	Date range	Notes
14006	BSGSW	1	5	1	BS	Hollow ware	Incised lines ext	C19th	
14006	BSGSW	1	25	1	Base	Bowl	U/Dec	C19th	
14006	BSGSW	1	4	1	Rim	Bowl	U/Dec	LC18th – C19th	Clubbed rim
14006	BSGSW	1	3	1	Rim	Bowl/porringer	Everted rim w/ incised line below rim	LC18th	
14006	BSGSW	1	8	1	Rim	Jar	Lid-seated rim	C19th	
14006	BSGSW	1	2	1	Rim	Dish		C19th	
14006	BSGSW	1	10	1	BS	Bowl/porringer	Incised lines below rim	LC18th	
14006	BSGSW	1	12	1	BS	?Mug	Rouletted oval motif w/ short horizontal incised lines	C18th	
14006	BSGSW	1	118	1	Base	Bottle	U/Dec	C19th	
14006	BSGSW	3	26	3	BS	Hollow ware	Mottled brown glaze ext	C18th	?Rhenish
14006	Cane Coloured ware	1	14	1	Flat base	Dish	U/Dec	C19th	Part of maker's mark 'S ...'
14006	Cane Coloured ware	1	18	1	Flat base	Dish	U/Dec	C19th	
14006	Cane Coloured ware	5	31	5	BS	Hollow ware	U/Dec	C19th	
14006	Cane Coloured ware	1	15	1	Folded rim	Bowl	U/Dec	C19th	Folded rim w/ cavity
14006	Cane Coloured ware	1	8	1	Rim	Jug	U/Dec	C19th	
14006	Cane Coloured ware	1	5	1	Rim	Bowl	Everted rim w/ raised blobs on top	C19th	
14006	Coal Measures Whiteware	1	15	1	Base	Jar	Patchy glaze int & ext	LC13th – C14th	
14006	Coarse Blackware	1	33	1	Rim	Jar	Thumb impressed band below rim; black glaze int & ext	C17th – EC18th	
14006	Coarse Blackware	2	12	2	BS	Hollow ware	Purple/black glaze int & ext	C17th	Contact scar ext
14006	Coarse Yellow ware	3	85	3	BS	Bowl/pancheon	Thin yellow glaze int & ext	C17th – EC18th	
14006	Creamware	1	10	1	BS	Hollow ware	U/Dec	c.1740 – c.1820	Pot disc 36.6 x 33.9mm
14006	Creamware	7	40	7	BS	Hollow ware	U/Dec	c.1740 – c.1820	Includes one possible pot disc
14006	Creamware	10	35	10	BS	Flatware	U/Dec	c.1740 – c.1820	Includes one possible pot disc
14006	Creamware	3	15	3	Footring base	Plate	U/Dec	c.1740 – c.1820	
14006	Creamware	1	3	1	Handle	Jug	U/Dec	c.1740 – c.1820	
14006	Creamware	9	65	9	Rim	Plate	U/Dec	c.1740 – c.1820	
14006	Creamware	1	10	1	BS	Flatware	U/Dec	c.1740 – c.1820	
14006	Creamware	2	38	1	Rim	Bowl	Raised blobs on rim	c.1740 – c.1820	
14006	Creamware	2	22	2	Ring foot base	Bowl	U/Dec	c.1740 – c.1820	
14006	Creamware	3	36	3	Ring foot base	Bowl	U/Dec	c.1740 – c.1820	
14006	Creamware	1	1	1	Rim	Small jar	U/Dec	c.1740 – c.1820	

Context	Type	No	Wt	ENV	Part	Form	Decoration	Date range	Notes
14006	Creamware	1	24	1	Recessed base	Jar	U/Dec	c.1740 – c.1820	
14006	Creamware	1	4	1	Rim	Hollow ware	U/Dec	c.1740 – c.1820	Folded rim w/ cavity
14006	Edged ware	1	2	1	Rim	Plate	Wavy edged plate w/ prominent moulding	c.1780 - c.1812	No paint
14006	Edged ware	3	6	2	Rim	Plate	Wavy edged plate w/ shallow moulding & blue feather edge paint	EC19th	
14006	Fine Redware	1	61	1	Ring foot base	?Teapot	Rockingham style finish	C19th	
14006	Fine Redware	2	3	1	BS	?Teapot	Rockingham style finish, rilled body	C19th	
14006	Fine Redware	1	2	1	BS	Hollow ware	Engine turned linear design	LC18th – C19th	
14006	Late Blackware	2	51	2	Base	Bowl/porringer	Black glaze int & partially ext; footed base	C18th	Typical late Blackware forms
14006	Late Blackware	2	44	2	Base	Hollow ware	Black glaze int	C18th	Bulge at base of wall
14006	Late Blackware	4	75	4	Handle & BS	Hollow ware	Black glaze int & ext	C18th	
14006	Late Blackware	1	14	1	Base	Bowl/porringer	Black glaze int & ext	C18th	Glazed down to footed base ext, unusual for Late Blackware
14006	Late Blackware	2	18	2	Rim	Hollow ware	Black glaze int & ext; small everted rim	C18th	
14006	Late Blackware	11	64	11	BS	Hollow ware	Black glaze int & ext, some partially ext	C18th	
14006	Late Blackware	1	19	1	Base	Bowl/glob jar	Brown glaze int only	C18th	
14006	Late Blackware type	1	8	1	BS	Hollow ware	Black glaze on a buff body	C18th	Unusual fabric for Late Blackware
14006	Late Blackware type	1	4	1	?Base	Hollow ware	Black glaze int & ext on a buff body	C18th	Unusual fabric for Late Blackware
14006	Lustre ware	1	2	1	Rim	Mug	Pink band below rim & gold lines on body	C19th	
14006	Midlands Purple type ware	1	29	1	BS	Hollow ware	U/Dec	?C16th - C17th	Hard, dense, semi-vitrified fabric
14006	Mocha ware	1	9	1	BS	Hollow ware	Thin white slip lines ext, blue Mocha tree on a white slip band	C19th	
14006	Mottled ware 1	9	36	9	BS	Mug/tankard	U/Dec	C18th	
14006	Mottled ware 1	2	10	2	Rim	Mug/tankard	Slightly everted rim	C18th	
14006	Mottled ware 1	1	7	1	Rim	Mug/tankard	Rilled body	C18th	
14006	Mottled ware 1	2	4	2	Rim	Mug/tankard	Straight rim	C18th	
14006	Mottled ware 1	2	4	2	BS	Mug/tankard	Rilled body	C18th	
14006	Mottled ware 1	1	20	1	Handle	Mug/tankard	U/Dec	C18th	
14006	Mottled ware 1	2	13	2	Base	Hollow ware	Footed base	C18th	
14006	Mottled ware 1	1	3	1	BS	Hollow ware	Base	C18th	

Context	Type	No	Wt	ENV	Part	Form	Decoration	Date range	Notes
14006	Mottled ware 1	1	3	1	BS	Hollow ware		C18th	Thick body sherd
14006	Pearlware	1	5	1	Rim	Bowl	Hand painted Chinese landscape ext & geometric frieze int	c.1780 – c.1840	
14006	Pearlware	2	3	1	Rim	Bowl	Broad yellow band inside rim & stylised floral pattern; hand painted	c.1780 – c.1840	
14006	Porcelain	1	2	1	BS	Saucer	Chinese landscape int	LC18th – C19th	
14006	Redware	1	86	1	Rim	Dish	Clear glaze int/ profiled rim w/ prominent internal groove	C17th – EC18th	
14006	Redware	1	56	1	Rim	Dish	Clubbed rounded rim, clear glaze int	C17th – EC18th	
14006	Redware	3	39	3	BS	Dish	Clear glaze int	C17th – EC18th	
14006	Slip Banded CC ware	2	9	2	BS	Hollow ware	Thin white slip lines on a cane coloured body	C19th	
14006	Slip Banded CC ware	1	2	1	Rim	Hollow ware	Thin white slip line ext	C19th	
14006	Slip Banded CC ware	1	3	1	Rim	Bowl	Brown slip lines below rim & white slip band on body	C19th	
14006	Slip Banded CC ware	1	1	1	Rim	Hollow ware	Thin blue slip line ext	C19th	
14006	Slipware	2	11	2	BS	Dish	White, brown & red-brown trailed slip int	C18th	Press moulded dish; buff fabric w/ fine white incs & fine red streaks
14006	Sponged ware	1	2	1	BS	Hollow ware	Blue sponging ext	c.1830+	
14006	Sponged ware	1	1	1	BS	Flatware	Blue sponging int	c.1830+	
14006	Stoneware	6	53	6	BS	Hollow ware	Green stoneware	MC19th – EC20th	
14006	Stoneware	2	21	2	Rim & BS	Jam jar	Fluted body	MC19th – EC20th	
14006	Stoneware	2	20	2	BS	Bottle	Cream stoneware	C19th	
14006	Stoneware	2	50	2	Base	Jam jar	Fluted body	MC19th – EC20th	Parts of maker's stamps on underside; probably Hartley's
14006	TP Pearlware	1	2	1	BS	Saucer	Fine geometric TP design int	c.1780 – c.1840	
14006	TP Pearlware	1	1	1	Base	Plate	Willow	c.1780 – c.1840	
14006	TP Whiteware	1	7	1	BS	Flatware	Barker's Gem	1839 – 1893	See Griffin 2001
14006	TP Whiteware	1	5	1	BS	Mug	Part of black printed text 'ASS IS ...'	C19th	
14006	TP Whiteware	1	13	1	Rim	Mug	Black printed geometric frieze int & ext	C19th	
14006	TP Whiteware	1	9	1	Rim	Mug	Floral & geometric frieze int & ext	M – LC19th	
14006	TP Whiteware	2	16	1	Footring base	Plate	Asiatic Pheasants	M – LC19th	
14006	TP Whiteware	1	16	1	Recessed base	Mug	Chinese landscape	M – LC19th	Footed base
14006	TP Whiteware	1	18	1	BS	Mug	U/ID blue printed rural scene ext	M – LC19th	
14006	TP Whiteware	1	8	1	Rim	Carver/server	Willow	M – LC19th	Sub-rectangular flatware

Context	Type	No	Wt	ENV	Part	Form	Decoration	Date range	Notes
14006	TP Whiteware	1	18	1	Rim	Carver/server	Willow	M – LC19th	Large flatware vessel
14006	TP Whiteware	1	1	1	Rim & handle stump	Plate	?Rhine	M – LC19th	
14006	TP Whiteware	1	5	1	BS	Bowl	Starburst effect ext	M – LC19th	
14006	TP Whiteware	1	5	1	Double ring foot base	Plate	U/ID TP design int	M – LC19th	
14006	TP Whiteware	3	7	3	BS	Flatware	U/ID TP designs int	M – LC19th	
14006	TP Whiteware	4	7	4	BS	Hollow ware	U/ID TP designs int	M – LC19th	
14006	TP Whiteware	1	1	1	Rim	Mug/jug	Stylised floral frieze int & ext; crude print	M – LC19th	
14006	TP Whiteware	1	1	1	Rim	Saucer	Geometric frieze int	M – LC19th	
14006	TP Whiteware	1	4	1	BS	Hollow ware	Late TP (decal) rose pattern ext	LC19th – EC20th	
14006	Unglazed coarseware	1	10	1	BS	Hollow ware	U/Dec	?C18th	Hard, dense semi-vitrified purple fabric
14006	URE	2	173	2	Fragments	?Hollow ware	U/Dec	Recent	
14006	Whiteware	1	4	1	Footring base	Saucer	Hand painted blue & red floral design int	M – LC19th	
14006	Whiteware	9	36	9	BS	Hollow ware	U/Dec	M – LC19th	
14006	Whiteware	3	13	3	BS	Flatware	U/Dec	M – LC19th	
14006	Whiteware	1	8	1	Ring foot base	Bowl	U/Dec	M – LC19th	
14006	Whiteware	1	6	1	Rim	Saucer	U/Dec	LC19th – EC20th	Late Whiteware
14006	Whiteware	1	18	1	BS	Mug	U/Dec	LC19th – EC20th	Institutional whiteware
14006	Yellow ware type	1	4	1	BS	Hollow ware	Yellow glaze int & ext	C18th – C19th	Odd sherd; white fabric w/ yellow glaze but does not appear to be C17th
14006	YGCW	2	6	2	BS	Dish/bowl	White slip int on buff body; clear glaze int	C18th – C19th	Abraded & chipped
14006	YGCW type	2	63	2	Base & BS	Bowl	White slip int w/ brown mottling	LC18th – C19th	
14008	Brown Glazed Coarseware	1	38	1	BS	Pancheon	Brown glaze int	C18th – C19th	
14008	BSGSW	1	1	1	BS	Hollow ware	U/Dec	C19th	
14008	Cane Coloured ware	15	34	15	BS & spout	Jug	U/Dec	C19th	Flakes & BS, including spout frags
14008	Mocha ware	1	20	1	BS	Bowl	Blue line and blue mocha tree on white slip band; cane coloured body	C19th	
14008	Slip Banded CC ware	1	2	1	BS	Hollow ware	Thin white slip lines on a cane coloured body	C19th	
14008	Slip Banded ware	1	1	1	BS	Hollow ware	Dark brown slip lines ext	M – LC19th	

Context	Type	No	Wt	ENV	Part	Form	Decoration	Date range	Notes
14008	Sponged ware	1	4	1	Handle	?Jug	Dark Flow Blue sponging on top of handle	c.1840+	
14008	Sponged ware	1	1	1	Splayed base	Hollow ware	Blue sponging on foot	c.1830+	
14008	Sponged ware	1	1	1	BS	Flatware	Blue sponging int	c.1830+	
14008	TP Whiteware	1	3	1	Footring base	Plate	Willow	M – LC19th	
14008	TP Whiteware	3	4	3	BS	Flatware	U/ID TP design	M – LC19th	
14008	TP Whiteware	1	1	1	BS	U/ID	Black geometric design	M – LC19th	
14008	Whiteware	8	18	8	BS	Various	U/Dec	M – LC19th	Flatware & hollow ware body sherds
14008	Whiteware	1	1	1	BS	Flatware	Relief moulded daisy pattern int	M – LC19th	
14008	Whiteware	1	2	1	BS	Flatware	U/Dec	M – LC19th	
14008	Whiteware	1	1	1	BS	Flatware	Some bluing ext	M – LC19th	
14008	Whiteware	1	1	1	BS	U/ID	U/Dec	M – LC19th	Heavily burnt flake
14012	?WSGSW	1	1	1	BS	Flatware	U/Dec	c.1720 – c.1780	Lightly burnt
14012	Banded Creamware	1	5	1	BS	Hollow ware	Rilled band w/ green paint between broad finely mottled bands	LC18th – EC19th	Creamware body, not Mw
14012	Brown Glazed Coarseware	1	20	1	BS	Pancheon	Clear glaze int only	LC18th – C19th	
14012	Brown Glazed Fineware	1	20	1	Base	Hollow ware	Brown glaze int only	C18th – C19th	Possibly an irregular pot disc; chipped to shape
14012	BSGSW	1	9	1	Base	Hollow ware	Footed base	C18th – C19th	
14012	BSGSW	1	1	1	BS	Hollow ware	U/Dec	LC18th – C19th	
14012	Creamware	1	5	1	Rim	Plate	Wavy edge plate	c.1740 – c.1820	Spalled
14012	Creamware	2	13	2	Rim	Plate	Plain edged plate	c.1740 – c.1820	Spalled
14012	Creamware	1	3	1	Footring base	Plate	U/Dec	c.1740 – c.1820	
14012	Creamware	1	8	1	Ring foot base	Bowl	U/Dec	c.1740 – c.1820	
14012	Creamware	1	1	1	BS	Plate	U/Dec	c.1740 – c.1820	
14012	Creamware	2	8	2	BS	Flatware	U/Dec	c.1740 – c.1820	Very light Creamware
14012	Late Blackware	7	26	7	BS	Hollow ware	Glazed int & ext, one glazed int only	C18th	Typical Late Blackware w/ fine red fabric
14012	Mottled Coarseware	2	12	2	BS	Hollow ware		C18th	Larger than the standard Mw & on different bodies
14012	Mottled ware 1	2	4	2	BS	Hollow ware		C18th	
14012	Mottled ware 1	1	1	1	Rim	Bowl/dish		C18th	Curved everted rim
14012	Mottled ware 1	1	2	1	BS	Hollow ware	Rilled band ext	C18th	
14012	Mottled ware 1	1	2	1	Rim	Hollow ware		C18th	Slightly everted rim

Context	Type	No	Wt	ENV	Part	Form	Decoration	Date range	Notes
14012	Pearlware	1	6	1	BS	Hollow ware	Hand painted enamel design; green leaves, blue flower	c.1780 – c.1840	
14012	Pearlware	1	3	1	BS	Flatware	Hand painted enamel design; green leaves	c.1780 – c.1840	
14012	Slip Banded CC ware	1	2	1	BS	Hollow ware	Multiple very thin white slip lines ext	C19th	
14012	Slipware	1	4	1	Base	Dish	Brown, red-brown & white slip curvilinear design int	C18th	Press-moulded dish; streaky buff/white fabric
14012	Sponged ware	1	2	1	BS	Flatware	Blue sponging int	M – LC19th	
14012	TP Whiteware	1	2	1	BS	Hollow ware	Blue floral design ext	M – LC19th	
14012	TP Whiteware	1	1	1	Rim	Saucer	Dark blue floral design int	M – LC19th	
14012	TP Whiteware	1	1	1	BS/flake	Flatware	Flake	M – LC19th	
14012	TP Whiteware	1	2	1	BS	Dish	U/ID TP design	M – LC19th	
14012	TP Whiteware	1	1	1	BS	Hollow ware	U/ID TP design	M – LC19th	
14012	TP Whiteware	1	2	1	BS	Flatware	U/ID TP design	M – LC19th	
14012	Whiteware	1	1	1	Handle	Mug/jug	U/Dec	M – LC19th	Flaked handle
14012	Whiteware	2	6	2	Footring base	Plate	U/Dec	M – LC19th	
14012	Whiteware	1	1	1	Rim	Hollow ware	U/Dec	M – LC19th	
14012	Whiteware	1	1	1	Rim	Flatware	U/Dec	M – LC19th	
14012	Whiteware	2	4	2	BS	Flatware	U/Dec	M – LC19th	One heavily spalled
14012	YG CW	1	15	1	BS	Pancheon	White slip on red body under clear (yellow) glaze	C18th – C19th	
14013	?Late Blackware	1	6	1	Base	Hollow ware	Black int & ext	?C18th	Could be later
14013	?Whiteware	1	1	1	Rim	Dish	Underglaze enamel painted green, blue & yellow floral design int	C19th	Could be Pearlware
14013	Banded ware	1	3	1	Rim	Saucer	Three thin green lines around rim int	LC19th – EC20th	
14013	Banded ware	1	2	1	Rim	Dish/bowl	Two thin lines on rim and inside rim	LC19th – EC20th	
14013	Blue Banded ware	2	7	1	BS	Carinated bowl	Thin blue lines above carination	C19th	
14013	Bone China	4	33	3	Ringfoot base	Plate	U/Dec	M – LC19th	
14013	Bone China	2	4	2	Rim	Hollow ware	U/Dec	M – LC19th	
14013	Bone China	1	7	1	Rim	Plate	U/Dec	M – LC19th	
14013	Brown Glazed Coarseware	1	98	1	Rim	Pancheon	Square sectioned rim	C18th – C19th	
14013	Brown Glazed Coarseware	1	70	1	Rim	Pancheon	Flat everted rim w/ groove around outer edge	C18th – C19th	
14013	Brown Glazed Coarseware	1	86	1	Base	?Jar	Brown glaze int only	C18th – C19th	
14013	Brown Glazed	1	65	1	Base	Jar	Brown glaze int & ext	C18th – C19th	

Context	Type	No	Wt	ENV	Part	Form	Decoration	Date range	Notes
	Coarseware								
14013	Brown Glazed Coarseware	15	204	15	BS	Pancheon	Brown glaze int only	C18th – C19th	
14013	Brown Glazed Fineware	2	31	2	BS	Hollow ware	Brown glaze int & ext	C18th – EC19th	
14013	BSGSW	11	55	11	BS	Hollow ware	U/Dec	LC18th – C19th	
14013	BSGSW	2	10	1	BS	Hollow ware	Pale brown salt glaze int & ext	LC18th – C19th	
14013	BSGSW	1	35	1	Base	Jar	Thin pale brown salt glazed int & ext	LC18th – C19th	
14013	BSGSW	2	12	2	Rim	Dish	U/Dec	C19th	Sharply everted flat rim
14013	BSGSW	1	15	1	Rim	Bowl	Clubbed rim	LC18th – C19th	
14013	BSGSW	1	6	1	Rim	Bowl	Small clubbed rim	LC18th – C19th	
14013	BSGSW	2	34	2	Lid seated rim	Jar	Profiled rim	C19th	
14013	BSGSW	1	2	1	Rim	Bottle	Small clubbed rim	C19th	
14013	BSGSW	1	7	1	Handle	Mug/jug	Profiled handle	C18th – EC19th	
14013	BSGSW	4	41	4	BS	Various	U/Dec	C19th	Various body sherds
14013	BSGSW	1	12	1	Base	Hollow ware	U/Dec	C19th	
14013	BSGSW	2	10	2	BS	Hollow ware	Rouletted lines ext	C19th	
14013	BSGSW	1	2	1	Rim	Hollow ware	U/Dec	M – LC19th	
14013	Cane Coloured Slipware	5	36	2	BS	Bowl	Tri-coloured cabled slip pattern on thin white slip lines	c.1795 – c.1895	
14013	Cane Coloured ware	2	10	2	Base	?Flatware	U/Dec	C19th	
14013	Cane Coloured ware	1	9	1	BS	Hollow ware	Ridge around body	C19th	
14013	Cane Coloured ware	1	4	1	Flat base	?Dish	U/Dec	C19th	
14013	Cane Coloured ware	1	5	1	BS	Hollow ware	U/Dec	C19th	
14013	Colour Glazed ware	1	13	1	Lid	Teapot	Wide flanged teapot lid	M – LC19th	
14013	Creamware	1	10	1	Base	Dish	U/Dec	c.1740 – c.1820	
14013	Creamware	5	9	5	BS	Flatware	U/Dec	c.1740 – c.1820	
14013	Creamware	2	10	2	BS	Hollow ware	U/Dec	c.1740 – c.1820	
14013	Creamware	1	2	1	Footring base	Plate	U/Dec	c.1740 – c.1820	
14013	Creamware	1	3	1	BS	Flatware	U/Dec	c.1740 – c.1820	Crazed
14013	Edged ware	3	12	2	Rim	Plate	Low relief moulded grass pattern rim w/ blue paint	EC19th	
14013	Jackfield ware	1	74	1	Lid	Teapot	Moulded knob & top of conical lid	LC19th - EC20th	Last quarter of C19th
14013	Late Blackware	6	37	5	BS	Hollow ware	Black int & ext	C18th	
14013	Late Blackware	1	4	1	Base	Hollow ware	Unglazed on underside	C18th	

Context	Type	No	Wt	ENV	Part	Form	Decoration	Date range	Notes
14013	Mocha ware	1	5	1	BS	Bowl	Blue mocha tree on a white slip band on a cane coloured body	C19th	
14013	Mottled ware 1	1	8	1	BS & handle	Mug		E-MC18th	
14013	Mottled ware 1	2	10	2	Base	Hollow ware		E-MC18th	
14013	Mottled ware 1	4	9	4	BS	Hollow ware		E-MC18th	
14013	Mottled ware 2	1	5	1	Base	Bowl/porringer		E-MC18th	
14013	Mottled ware 2	1	6	1	BS	Hollow ware		E-MC18th	
14013	Mottled YGCW	1	8	1	BS	Dish/bowl	White slip int w/ brown mottling on red body	LC18th – C19th	
14013	Pearlware	1	4	1	BS	Flatware	U/Dec	c.1780 – c.1840	
14013	Redware	2	59	2	Base	Dish/pancheon	Clear glaze int only	C18th	
14013	Slip Banded CC ware	2	4	2	BS	Hollow ware	Thin white slip lines ext	C19th	
14013	Slip Banded CC ware	2	3	2	BS	Hollow ware	Thin blue & white slip lines ext	C19th	
14013	Slip Banded ware	1	2	1	Rim	Mug	Blue band below rim, inlaid (turned) black lines w/ square dots between	LC18th – C19th	
14013	Slip Banded ware	1	2	1	BS	Hollow ware	Blue band on body w/ brown line above	C19th	
14013	Sponged ware	2	14	1	Rim	Pie dish	Blue sponging on everted rim	c.1830+	
14013	Sponged ware	3	6	3	BS	Hollow ware	Blue sponging ext	c.1830+	
14013	Stoneware	1	43	1	Handle	Flagon	Ridges on top	C19th – EC20th	
14013	Stoneware	1	85	1	Base	Small jar	Grey stoneware; Low relief closely set fluting ext	C19th – EC20th	Base diam 56mm, slightly recessed
14013	Stoneware	9	44	9	Rim & BS	Jar	Grey stoneware; fluted ext	C19th – EC20th	Jam / marmalade jar; probably two vessels
14013	Stoneware	2	23	2	Rim	Loaf pot	U/Dec	C19th	
14013	Stoneware	1	62	1	Base	Jar	White slip/wash int & ext	C19th	
14013	Stoneware	6	64	5	BS	Hollow ware	Green glazed stoneware	C19th	
14013	Stoneware	1	12	1	Rim	Jar	Short straight neck w/ clubbed rim; green glazed stoneware	C19th	
14013	Stoneware	1	5	1	Base	Jar	Green glazed stoneware	C19th	
14013	Stoneware	1	22	1	BS	Hollow ware	Green stoneware	C19th	
14013	Stoneware	1	25	1	BS	Bottle	Cream stoneware	C19th	
14013	Stoneware	1	10	1	BS	Bottle	Pale green stoneware	C19th	
14013	Stoneware	1	1	1	Rim	Jar	Rim of jar, brown iron wash	C19th	
14013	Stoneware	3	19	3	Rim & BS	Small jar	Brown ext, yellow buff int	C19th	Probably one vessel
14013	Stoneware	1	3	1	BS/handle	U/ID	Brown glaze ext	C19th	Flaked
14013	Stoneware	1	3	1	Rim	U/ID	Green stoneware	C19th	Secondarily burnt

Context	Type	No	Wt	ENV	Part	Form	Decoration	Date range	Notes
14013	Stoneware	1	4	1	BS	Hollow ware	Green stoneware	C19th	
14013	TP Whiteware	1	22	1	Base	Carver/server	Asiatic Pheasants	M – LC19th	
14013	TP Whiteware	1	6	1	Rim	Pie dish	Asiatic Pheasants	M – LC19th	
14013	TP Whiteware	3	11	2	Rim	Plate	Asiatic Pheasants	M – LC19th	
14013	TP Whiteware	2	11	2	Rim & BS	Carver/server	Asiatic Pheasants	M – LC19th	
14013	TP Whiteware	2	7	2	Footring base	Plate	Asiatic Pheasants	M – LC19th	
14013	TP Whiteware	1	3	1	BS	Plate	Asiatic Pheasants	M – LC19th	
14013	TP Whiteware	1	5	1	Footring base	Plate	Willow	M – LC19th	
14013	TP Whiteware	2	8	2	BS	Flatware	Willow	M – LC19th	
14013	TP Whiteware	1	6	1	Flat base	Dish	U/ID TP design int	M – LC19th	
14013	TP Whiteware	1	13	1	Footring base	Saucer/plate	U/ID TP design int	M – LC19th	
14013	TP Whiteware	6	18	3	BS	Plate	Grey printed leaf & tendril design int	M – LC19th	
14013	TP Whiteware	1	1	1	Rim	Cup/mug	Black printed rural scene ext; scroll design int	M – LC19th	
14013	TP Whiteware	1	5	1	Footring base	Plate	Blue grey rural scene	M – LC19th	
14013	TP Whiteware	1	1	1	Rim	Cup/mug	?Wild Rose	M – LC19th	
14013	TP Whiteware	1	3	1	BS/flake	U/ID	U/ID TP design int	M – LC19th	
14013	TP Whiteware	1	1	1	BS	Hollow ware	U/ID TP design int	M – LC19th	
14013	TP Whiteware	1	1	1	Rim	Dish	Grey printed linear design int	M – LC19th	
14013	URE	4	113	4	BS	Hollow ware	N/A	C19th	?Flowerpot
14013	Whiteware	1	2	1	Handle	Mug/jug	Red line down spine of handle	LC19th – EC20th	
14013	Whiteware	1	2	1	BS	Hollow ware	Relief moulded ext, blue band int	C19th	
14013	Whiteware	1	20	1	Rim	Jar	U/Dec	M – LC19th	Thick walled jar w/ groove below rim; retail jar
14013	Whiteware	1	23	1	Ring foot base	Bowl	U/Dec	M – LC19th	Rounded ring foot base
14013	Whiteware	11	58	11	BS	Hollow ware	U/Dec	M – LC19th	One w/ handle scar ext
14013	Whiteware	1	7	1	Ring foot base	Hollow ware	U/Dec	M – LC19th	Flaked
14013	Whiteware	1	8	1	BS	Hollow ware	U/Dec	M – LC19th	
14015	Blue Banded ware	1	1	1	Rim	Bowl	Blue band below rim	C19th	
14015	Cane Coloured ware	1	3	1	BS	Flatware	U/Dec	C19th	
14015	Edged ware	1	3	1	Rim	Plate	Wavy edge w/ low relief moulded grass pattern & blue paint	EC19th	
14015	Mottled ware 1	1	1	1	BS	U/ID	Mottled glaze	C18th	Waster w/ lump attached
14015	Sponged ware	1	1	1	BS	Hollow ware	Blue sponged decoration int & ext	c.1830+	

Context	Type	No	Wt	ENV	Part	Form	Decoration	Date range	Notes
14015	Whiteware	1	3	1	BS	Flatware	U/Dec	M – LC19th	
14017	Blue Banded ware	1	1	1	Rim/flake	Bowl	Thin diffuse blue lines ext	C19th	
14017	Bone China	1	2	1	Footring base	Plate	U/Dec	M – LC19th	
14017	Brown Glazed Coarseware	1	165	1	BS	Pancheon	Brown glaze int only	C18th – C19th	Large vessel
14017	Brown Glazed Fineware	1	11	1	BS	U/ID	Brown glaze int	C18th – EC19th	Unusual fabric w/ large white incs
14017	BSGSW	1	1	1	BS	U/ID	Brown ext, grey int	C19th	
14017	BSGSW	1	5	1	Handle	Mug		C18th	Narrow strap handle
14017	Edged ware	1	1	1	Rim	Plate	Blue feather edge paint int	E – MC19th	
14017	Late Blackware	1	2	1	BS	Hollow ware	Black glaze int & ext	C18th	
14017	Mottled ware 1	1	5	1	Base	U/ID	Dark mottled glaze int only	C18th	Heavily overfired
14017	Mottled ware 1	1	6	1	Rim	?Cup/mug	Ridges below rim	C18th	Overfired & distorted
14017	Mottled ware 1	7	27	7	BS	Cup/mug	Mottled glaze int & ext	C18th	
14017	Mottled ware 1	1	3	1	Rim	Cup/mug	Double rilled band below rim	C18th	
14017	Mottled ware 1	5	18	5	BS	Cup/mug	Rilled bands ext	C18th	
14017	Mottled ware 1	1	2	1	Base	Cup/mug	Mottled glaze int only	C18th	
14017	Mottled ware 1	1	16	1	BS	Cup/mug	Rilled band above base; broad raised band around body	E-MC18th	cf sherd from 14003
14017	Mottled ware 1	1	7	1	Everted rim	Cup/mug		E-MC18th	Rounded cup w/ everted rim
14017	Mottled ware 1	4	9	4	BS	Cup/mug	Rilled band ext	E-MC18th	
14017	Mottled ware 1	3	4	3	BS	Cup/mug	Wavy profile	E-MC18th	
14017	Mottled ware 1	1	2	1	Rim	Cup/mug	Rilled ext	E-MC18th	
14017	Mottled ware 1	1	1	1	Rim	Cup		E-MC18th	
14017	Slip Coated ware	1	4	1	BS	Bowl/porringer	Buff body w/ red slip under glaze int	C18th	
14017	Sponged ware	1	1	1	BS	U/ID	Blue sponging ext	c.1830+	
14017	TP Whiteware	1	1	1	BS	Flatware	Willow int	M – LC19th	
14017	TP Whiteware	2	2	2	Rim	Cup	U/ID TP design	M – LC19th	Probably one vessel
14017	Whiteware	1	2	1	BS	Plate	Relief moulded daisies around rim int	C19th	
14017	Whiteware	1	6	1	BS	Flatware	U/Dec	M – LC19th	
14017	Whiteware	1	2	1	Footring base	Plate	Thin brown line int	LC19th – EC20th	
14017	Whiteware	1	1	1	BS	Hollow ware	U/Dec	M – LC19th	
14017	Whiteware	2	4	2	BS	Hollow ware	U/Dec	M – LC19th	
14019	Blue Banded ware	1	2	1	Handle	Jug	Moulded handle terminal w/ blue slip on back	C19th	

Context	Type	No	Wt	ENV	Part	Form	Decoration	Date range	Notes
14019	Brown Glazed Coarseware	12	166	12	BS	Hollow ware	Red-brown glaze int & ext w/ some mottling	C18th – EC19th	
14019	Brown Glazed Coarseware	1	140	1	Rim & handle	Handled jar/jug	Brown glaze int & ext	C18th	Handle springs from rim; unusual form
14019	Brown Glazed Coarseware	1	12	1	BS	Hollow ware	U/Dec	C18th – C19th	Overfired fragment
14019	Brown Glazed Fineware	3	32	1	Rim	Jar	Brown slightly mottled glaze int & ext	C17th – C18th	Orange body, everted rim jar
14019	Brown Glazed Fineware	1	3	1	BS	Hollow ware	U/Dec	C18th – C19th	Brown glaze int & ext on a red body
14019	Brown Glazed Fineware	1	5	1	BS/flake	Hollow ware	U/Dec	C18th – C19th	Odd flake w/ possible stacking scar on one side
14019	Brown Glazed Fineware	1	47	1	Base	Hollow ware	Red-brown glaze int & partially ext	C18th	Footed base w/ unusual combed decoration on underside of base
14019	Brown Glazed Fineware	1	7	1	Base	Hollow ware	Mottled brown glaze int only	C18th	Footed base
14019	BSGSW	1	6	1	Base	Mug/tankard	Dark brown, slightly mottled glaze ext	C18th	Footed base
14019	BSGSW	2	8	2	BS	Hollow ware		C19th	
14019	Cane Coloured ware	1	1	1	BS	Hollow ware		C19th	
14019	Cistercian ware	1	33	1	Base	Cup/tyg	Dark glaze int & ext	c.1450 – c.1600	Slightly distorted but not excessively so
14019	Creamware	1	1	1	BS	Hollow ware	U/Dec	M – LC19th	
14019	Late Blackware	1	47	1	BS	Hollow ware	Shiny brown glaze int & ext	LC17th – C18th	Hard, dense fabric w/ fine white incs
14019	Late Blackware	1	2	1	Base	Hollow ware	U/Dec	C18th	Dark glaze int only
14019	Late Blackware	1	5	1	BS	Hollow ware		EC18th	
14019	Mottled Coarseware	1	10	1	Rim	Jar	Mottled glaze int only	C18th	Everted rim jar
14019	Mottled ware 1	1	5	1	BS	Hollow ware	Rilled body ext	C18th	
14019	Mottled ware 1	3	4	3	Rim	Mug/tankard	Mottled int & ext	E-MC18th	
14019	Mottled ware 1	2	19	2	BS	Bowl/porringer	Mottled glaze int & ext	E-MC18th	
14019	Mottled ware 1	16	35	16	BS	Hollow ware	Mottled glaze int & ext	E-MC18th	
14019	Mottled ware 1	8	14	8	BS	Mug/tankard	Rilled band above base	E-MC18th	
14019	Mottled ware 1	1	3	1	Handle	Mug/tankard		E-MC18th	
14019	Mottled ware 1	2	18	2	BS	Mug/tankard	Widely spaced rilling ext	E-MC18th	
14019	Mottled ware 1	6	17	6	BS	Mug/tankard	Low relief ridge & groove ext	E-MC18th	
14019	Mottled ware 1	1	15	1	BS	Hollow ware	Mottled glaze int & ext	E-MC18th	?Globular body & vertical neck?
14019	Mottled ware 1	5	46	5	Footed base	Hollow ware		E-MC18th	
14019	Mottled ware 1	2	16	2	Base & BS	Hollow ware	Heavily overfired	E-MC18th	Blistered & distorted

Context	Type	No	Wt	ENV	Part	Form	Decoration	Date range	Notes
14019	Mottled ware 1	5	101	1	Base	Bowl/porringer	Mottled glaze int & ext	C18th	Possible waster w/ lump attached to base
14019	Mottled ware 1	2	16	1	Base	Hollow ware	Small footed base	C18th	Possibly a bowl/porringer rather than a mug/tankard, but uncertain
14019	Mottled ware 1	3	24	3	Base	Mug/tankard	One rilled around base	C18th	
14019	Mottled ware 1	6	25	5	Handle	Mug/tankard		C18th	Normal range of small mug/tankard bases
14019	Mottled ware 1	1	7	1	Rim & ?spout	?Jug	Mottled glaze int & partially ext	C18th	Slightly overfired w/ scar on top of rim
14019	Mottled ware 1	1	15	1	Rim	Hollow ware	Dark mottled glaze int & partially ext	C18th	Hard, overfired glaze, distorted body
14019	Mottled ware 1	1	3	1	BS	U/ID	N/A	C18th	Overfired fragment w/ glaze over broken edge
14019	Mottled ware 1	10	24	10	BS	Hollow ware		C18th	
14019	Mottled ware 1	1	3	1	Rim	Mug/tankard	Rilled band below rim & on body	C18th	
14019	Mottled ware 1	5	11	5	BS	Hollow ware	Rilled bands ext	C18th	
14019	Mottled ware 1	1	3	1	Rim	Hollow ware	Double imp line below rim	C18th	Unusual shape, possibly distorted & contact scar
14019	Mottled ware 1	1	2	1	Rim	Hollow ware		C18th	
14019	Mottled ware 1	1	2	1	Rim	Hollow ware		C18th	
14019	Mottled ware 1	1	1	1	Rim	Hollow ware		C18th	Overfired
14019	Mottled ware 1	1	5	1	Rim	Hollow ware	Very dark mottled glaze int & ext	C18th	
14019	Mottled ware 2	1	71	1	Base	Bowl/porringer	White fabric w/ mottled glaze int & ext	E-MC18th	
14019	Mottled ware 2	1	6	1	Handle	Mug/tankard		E-MC18th	
14019	Mottled ware 2	2	7	2	BS	Hollow ware	Dark brown mottled glaze int & ext	C18th	
14019	Redware	1	90	1	Rim & BS	Dish	Red slip ext, clear glaze int	C17th – EC18th	
14019	Redware	1	19	1	BS	?Pancheon	Red glaze int only; red slip ext	C17th – EC18th	
14019	Rhenish stoneware	1	12	1	BS & handle	Jug/bottle	Multiple incised lines ext	c.1400 - c.1600	Probably Raeren
14019	Slip Banded CC ware	1	1	1	BS	Hollow ware	Thin white slip lines on a cane coloured body	C19th	
14019	Slip Banded ware	2	4	2	BS	Hollow ware	Dark brown slip lines ext; one w/ part of blue band	C19th	
14019	Slipware	1	16	1	Base	Cup/tyg	Thick white slip int & ext on a red body	C18th	Traces of yellow glaze int
14019	Slipware type 1	1	25	1	Rim	Dish/bowl	Clear glaze int; spots of white slip on everted round rim	C17th – EC18th	
14019	Slipware type 1	1	61	1	Base	Dish/bowl	Trailed wavy white slip line int under clear glaze	C17th – C18th	Knife trimmed ext

Context	Type	No	Wt	ENV	Part	Form	Decoration	Date range	Notes
14019	Slipware type 1	3	18	2	BS	Dish/bowl	Clear glaze int only	C17th – C18th	
14019	Stoneware	1	4	1	BS	Bottle	Part of black printed label ext	C19th	
14019	TP Whiteware	1	1	1	BS	Flatware	Chinese landscape int	M – LC19th	
14019	TP Whiteware	1	1	1	Rim	Cup/mug	Black printed frieze int & ext	M – LC19th	
14019	TP Whiteware	1	1	1	BS	Hollow ware	Flow blue design ext	c.1840+	
14019	TP Whiteware	1	4	1	BS	Flatware	U/ID TP design	M – LC19th	
14019	TP Whiteware	1	9	1	BS	Hollow ware	Black TP design ext	M – LC19th	
14019	U/ID ceramic	1	10	1	BS	Hollow ware	U/Dec	Undated	Very heavily overfired and distorted
14019	Whiteware	1	1	1	Footring base	Flatware	U/Dec	M – LC19th	
14019	Whiteware	1	1	1	Footring base	?Hollow ware	U/Dec	M – LC19th	
14019	Whiteware	1	6	1	Ring foot base	Bowl	U/Dec	M – LC19th	Round ring foot base
14019	YGCW	1	16	1	BS	Pancheon	White slip int on a pale orange body under yellow glaze	C18th – EC19th	
14020	?Mottled ware	1	2	1	Rim	Hollow ware		C18th	Overfired glaze int & ext
14020	?Mottled ware	1	1	1	?Base	U/ID		C18th	Heavily overfired sherd w/ glaze over broken edges
14020	Brown Glazed Coarseware	1	3	1	Base	Hollow ware	Brown glaze int	C18th – C19th	
14020	Edged ware	2	7	1	Rim	Bowl	Raised bosses on everted rim. Blue feather-edge paint	E – MC19th	
14020	Mottled ware 1	1	3	1	BS	Hollow ware	Ridges ext	C18th	Glazed ext, partially int
14020	Mottled ware 1	2	29	2	Base	Bowl/porringer	Footed base	C18th	Glaze pooling to one side
14020	Mottled ware 1	4	8	4	Rim	Cup/mug	Plain rim	C18th	
14020	Mottled ware 1	3	7	2	Handle	Cup/mug	Typical cup/mug handle	C18th	
14020	Mottled ware 1	2	4	2	Rim	Cup/mug	Ridge below rim	C18th	
14020	Mottled ware 1	2	5	2	Rim	Cup/mug	Multiple ridges below handle	C18th	
14020	Mottled ware 1	4	11	4	BS	Cup/mug	Multiple ridged bands on body	C18th	
14020	Mottled ware 1	1	1	1	Rim	Bowl/jar	Smooth curved everted slightly overhanging rim	C18th	
14020	Mottled ware 1	5	10	5	BS	Hollow ware		C18th	
14020	Mottled ware 1	3	4	2	BS	Hollow ware	Low ridge ext	C18th	
14020	Mottled ware 1	1	2	1	Rim waster	Hollow ware	Ridges ext	C18th	Distorted during firing w/ clay frags ext
14020	Mottled ware 1	1	9	1	BS waster	Hollow ware		C18th	Distorted during firing, two sherds stuck w/ glaze
14020	Mottled ware 2	2	21	2	Base	Bowl/porringer	Dark brown mottled glaze int & ext;	C18th	

Context	Type	No	Wt	ENV	Part	Form	Decoration	Date range	Notes
							flakey		
14020	Mottled ware 2	1	6	1	BS	Hollow ware	Dark brown mottled glaze int & ext; flakey; raised ridge ext	C18th	
14020	Mottled ware 2	9	41	9	BS	Hollow ware	Dark brown mottled glaze int & ext; flakey	C18th	
14020	Mottled ware 2	1	5	1	BS & handle stump	Mug	Glaze closer to Mottled ware 1 than Mottled ware 2	C18th	
14020	TP Whiteware	1	1	1	BS	?Bowl	?Willow	M – LC19th	
14020	TP Whiteware	1	1	1	BS	Flatware	U/ID TP design	M – LC19th	
14020	URE	1	136	1	BS	Hollow ware	N/A	C18th – C19th	Could be part of a tile
14023	Brown Glazed Coarseware	12	506	12	BS	Pancheon	Brown glaze int only	LC18th – C19th	Fine even red fabric
14023	Brown Glazed Coarseware	2	240	1	Rim	Pancheon	Brown glaze int only	LC18th – C19th	Rounded everted rim
14023	Brown Glazed Coarseware	2	389	1	BS	Pancheon	Brown glaze int	LC18th – C19th	Lower body
14023	Brown Glazed Fineware	3	37	3	BS	Hollow ware	Brown glaze int & ext	C18th – C19th	Smaller vessels
14023	BSGSW	1	15	1	Pedestal base	?Mug	Tall pedestal base w/ groove above splayed foot	C18th	Probably a tall mug
14023	Edged ware	1	7	1	Rim	Plate	Wavy rim w/ low relief moulding & blue paint	EC19th	Probably a late example
14023	TP Whiteware	1	5	1	Base	Flatware	?Eton College	M – LC19th	
14023	TP Whiteware	1	3	1	Rim	Plate	Willow border	M – LC19th	
14023	Whiteware	1	13	1	Ring foot base	Bowl	Rounded ring foot base	M – LC19th	
14024	Blackware	1	2	1	BS	Hollow ware	Raised ridge ext	C17th	
14024	Bone China	1	1	1	Rim	Plate	Red-gold lustre geometric pattern int	C19th	
14024	Brown Glazed Fineware	1	5	1	BS	Hollow ware	Brown glaze int only	C18th – EC19th	
14024	BSGSW	2	8	2	BS	U/ID	U/Dec	C19th	
14024	Cane Coloured ware	1	6	1	Rim	Pie dish	U/Dec	C19th	
14024	Cane Coloured ware	1	5	1	BS	Hollow ware	U/Dec	C19th	
14024	Creamware	2	5	2	Rim	Plate	U/Dec	c.1740 – c.1820	
14024	Creamware	1	3	1	BS	Flatware	U/Dec	c.1740 – c.1820	
14024	Edged ware	1	5	1	Rim	Plate	Blue feather edge paint int w/ wavy edge	c.1780 - c.1812	
14024	Late Blackware	2	10	2	BS	Hollow ware	Black glaze int & partially ext	C18th	Typical pattern of glazing on Late Blackware

Context	Type	No	Wt	ENV	Part	Form	Decoration	Date range	Notes
14024	Mottled ware 1	1	3	1	BS & handle stump	Mug	Mottled ware w/ little mottling	E-MC18th	
14024	Slip Banded CC ware	1	4	1	BS	Hollow ware	Multiple thin white slip lines ext	C19th	
14024	Stoneware	1	247	1	Base	Bottle	Green stoneware	M – LC19th	
14024	Stoneware	1	27	1	BS	Bottle	Green stoneware	M – LC19th	
14024	TP Whiteware	2	20	1	Profile	Dish	Blue printed dendritic pattern int	M – LC19th	Round rim & footring base
14024	TP Whiteware	4	25	1	BS	Mug/jug	U/ID rural scene ext	M – LC19th	
14024	TP Whiteware	2	13	1	BS	Carver/server	Willow	M – LC19th	
14024	TP Whiteware	1	2	1	BS	Hollow ware	U/ID TP design showing large house or church	M – LC19th	
14024	TP Whiteware	2	9	1	Ring foot base	Cup	Red printed floral design int	M – LC19th	Rounded ring foot base
14024	Whiteware	2	15	1	Base	Cup	U/Dec	LC19th – EC20th	Utilitarian whiteware
14024	Whiteware	1	2	1	BS	Hollow ware	U/Dec	M – LC19th	
14024	WSGSW	1	2	1	BS	Hollow ware	U/Dec	c.1720 – c.1780	
14025	?Pearlware	1	6	1	BS	Hollow ware	U/Dec	c.1780 – c.1840	
14025	Banded ware	1	1	1	BS	U/ID	Very thin blue & red line on one side	LC19th – EC20th	
14025	Blue Banded ware	1	5	1	BS & handle stump	Jug	Moulded handle terminal w/ blue lines on body	C19th	
14025	Bone China	1	2	1	BS	Plate	U/Dec	M – LC19th	
14025	Brown Glazed Coarseware	1	62	1	BS	U/ID	Brown glaze int only	C18th – C19th	Unusually thick wall
14025	Brown Glazed Coarseware	2	49	2	BS	Pancheon	Brown glaze int only	LC18th – C19th	
14025	BSGSW	1	1	1	BS	Hollow ware	Rouletted lines ext	LC18th – C19th	
14025	Creamware	2	6	1	BS	Flatware	U/Dec	c.1740 – c.1820	Flaked handle
14025	Mottled ware 1	2	12	1	BS	Hollow ware	Coarse rilled band ext	C18th	
14025	Mottled ware 1	1	1	1	BS	Hollow ware	Rilled band ext	C18th	
14025	Mottled ware 1	1	16	1	Base	Hollow ware	Mottled glaze int only; flat base	C18th	
14025	Mottled ware 1	1	11	1	Rim	Hollow ware	Flared rim	C18th	
14025	Mottled ware 1	1	5	1	Handle	Cup/mug		C18th	
14025	Mottled ware 1	3	3	3	BS	Hollow ware		C18th	
14025	Mottled ware 1	1	1	1	Rim	Cup/mug		C18th	
14025	Mottled ware 2	1	3	1	Base	Hollow ware	Partial dull brown mottled glaze int & ext	C18th	
14025	Sponged ware	1	56	1	Ring foot base	Bowl	Irregular sponged design in centre of base internally	c.1830+	

Context	Type	No	Wt	ENV	Part	Form	Decoration	Date range	Notes
14025	TP Whiteware	2	11	1	Footring base	Plate	Black printed design figure & wheatsheafs; part of text '...DRE...'	M – LC19th	Slightly burnt on underside
14025	TP Whiteware	1	5	1	Rim	?Jug	Blue floral frieze ext	M – LC19th	Secondarily burnt
14025	TP Whiteware	1	1	1	Handle	Cup	Fine floral design on top of handle	M – LC19th	
14025	TP Whiteware	1	2	1	Flake	U/ID	Traces of TP design int & ext	M – LC19th	Flaked
14025	URE	1	35	1	BS	Hollow ware	U/Dec	C19th	
14025	Whiteware	1	2	1	Footring base	Plate	U/Dec	M – LC19th	
14025	Whiteware	1	124	1	Base	Jar	U/Dec	M – LC19th	Thick white utilitarian jar
14028	?Colour Glazed ware	1	22	1	Base	?Flatware	Black glaze int & ext on a white body	LC18th – C19th	
14028	?Late Blackware	1	2	1	Rim	Hollow ware	Black glaze int & ext	C18th	Heavily overfired
14028	Biscuit fired ware	1	4	1	Fragment	Conical	U/Dec	C19th	Biscuit fired conical object
14028	Bone China	1	7	1	Rim	Saucer	Blue sprigged vine leaf & grape motif int	C19th	
14028	Brown Glazed Coarseware	1	58	1	Base	Jar	Brown glaze int & ext	C18th – C19th	
14028	Brown Glazed Coarseware	2	42	2	BS	Pancheon	Brown glaze int only	C18th – C19th	
14028	Brown Glazed Coarseware	1	45	1	BS & lower wall	Pancheon	Brown glaze int only	C18th – C19th	
14028	Brown Glazed Coarseware	1	118	1	Rim	Pancheon	Square sectioned rim w/ wide groove ext; brown glaze int only	C18th – C19th	
14028	Brown Glazed Coarseware	1	67	1	Rim	Pancheon	Rounded clubbed rim, brown glaze int	C18th – C19th	
14028	Brown Glazed Coarseware	2	159	1	Rim & handle	Jar	Mottled brown glaze int & ext	C18th – C19th	Clubbed rim & lateral lug-like handle
14028	Brown Glazed Coarseware	1	84	1	Base	Jar	Brown glaze int & ext	C18th – EC19th	Footed base
14028	Brown Glazed Coarseware	1	11	1	BS	Pancheon	Brown glaze int only	C18th – C19th	
14028	Brown Glazed Fineware	1	11	1	BS	Hollow ware	Brown glaze int & ext	C18th – EC19th	
14028	BSGSW	1	48	1	Rim	Lid	Double concentric rouletted lines int	C19th	
14028	BSGSW	1	9	1	Rim	Bowl/porringer	U/Dec	C18th	Everted rim
14028	BSGSW	1	10	1	BS	Hollow ware	U/Dec	C19th	
14028	BSGSW	1	7	1	Rim	Dish	U/Dec	LC18th – C19th	Wide flat rim
14028	Cane Coloured ware	1	1	1	BS	Hollow ware	U/Dec	C19th	
14028	Colour Glazed ware	1	17	1	Recessed base	?Teapot	Brown Rockingham style glaze int & ext	LC18th – C19th	White fabric
14028	Creamware	2	5	2	Rim & BS	Flatware	U/Dec	c.1740 – c.1820	Flaked & spalled

Context	Type	No	Wt	ENV	Part	Form	Decoration	Date range	Notes
14028	Edged ware	3	13	1	Rim	Plate	Low relief 'Grass' pattern w/ blue painted rim	EC19th	Shattered
14028	Jackfield ware	1	6	1	BS	Teapot	Black glaze int & ext on a black fabric	LC19th - EC20th	Last quarter of the C19th
14028	Late Blackware	2	7	2	BS	Hollow ware	Black glaze int & ext	C18th	
14028	Mottled slipware	1	2	1	BS	Hollow ware	Odd sherd w/ white slip under mottled glaze int	EC18th	
14028	Mottled ware 1	1	60	1	Base	Bowl/porringer	Mottled glaze int & ext	E-MC18th	
14028	Mottled ware 1	1	73	1	Base	?Jar	Mottled glaze int & ext	E-MC18th	Large diameter base
14028	Mottled ware 1	1	14	1	Rim	Bowl/dish	Dark mottled glaze ext	E-MC18th	Narrow everted rim
14028	Mottled ware 1	10	24	10	BS	Hollow ware	Mottled glaze int & ext	E-MC18th	
14028	Mottled ware 1	1	10	1	Rim	Bowl/porringer	Mottled glaze int & ext	E-MC18th	Slightly everted rim
14028	Mottled ware 1	1	12	1	Rim	Bowl/porringer	Mottled glaze int & ext	E-MC18th	Rounded body & everted rim
14028	Mottled ware 1	3	5	3	Rim	Hollow ware	Mottled glaze int & ext	E-MC18th	
14028	Mottled ware 1	2	10	2	BS	Hollow ware	Rilled band above base	E-MC18th	
14028	Mottled ware 1	1	2	1	BS	Hollow ware	Mottled glaze on one side	E-MC18th	Odd fragment, possibly a waster frag
14028	Mottled ware 1	1	3	1	Base	Hollow ware	Dark mottled glaze int	E-MC18th	
14028	Mottled ware 1	1	2	1	Base	Hollow ware	Mottled brown glaze int & ext	E-MC18th	
14028	Mottled ware 2	4	14	4	BS	Hollow ware	Dark mottled glaze int & ext on a soft white fabric	E-MC18th	
14028	Mottled ware 2	1	6	1	BS	Hollow ware	Mottled glaze int & ext	E-MC18th	
14028	Mottled ware 2	1	1	1	BS	Hollow ware	Rilled body ext	E-MC18th	
14028	Slip Banded CC ware	1	10	1	BS	Hollow ware	Three thin blue slip lines ext	C19th	
14028	TP Whiteware	1	8	1	Rim	Plate	Albion	M – LC19th	
14028	TP Whiteware	5	22	2	Rim	Server	Willow	M – LC19th	Shattered
14028	TP Whiteware	2	4	2	BS	Flatware	U/ID TP design int only	M – LC19th	
14028	TP Whiteware	1	1	1	Rim	Flatware	U/ID TP design int	M – LC19th	
14028	URE	1	4	1	Rim	Hollow ware	U/Dec	C18th – C19th	Plain rim
14028	Whiteware	1	76	1	Recessed base	Jar	U/Dec	M – LC19th	
14028	Whiteware	1	18	1	Ring foot base	Bowl	U/Dec	M – LC19th	Angular ring foot
14028	Whiteware	1	15	1	Ring foot base	Bowl	U/Dec	M – LC19th	Rounded ring foot
14028	Whiteware	3	7	3	BS	Hollow ware	U/Dec	M – LC19th	
14028	Whiteware	3	13	3	Footring base	Plate	U/Dec	M – LC19th	
14028	Whiteware	5	15	5	BS	Flatware	U/Dec	M – LC19th	

Context	Type	No	Wt	ENV	Part	Form	Decoration	Date range	Notes
14028	Whiteware	1	1	1	Rim	Flatware	U/Dec	M – LC19th	
14029	?Creamware	1	1	1	Rim	Hollow ware	U/Dec	c.1740 – c.1820	
14029	Banded ware	1	1	1	BS	Hollow ware	Green band and red line ext	LC19th – C20th	
14029	Blackware	1	2	1	BS	Hollow ware	Black glaze int & ext	C17th	
14029	Brown Glazed Coarseware	1	11	1	BS	Bowl	Brown glaze int	C18th – C19th	Pot disc 28.4 x 27.6mm
14029	Brown Glazed Coarseware	1	3	1	BS	Bowl	Brown glaze int	C18th – C19th	Pot disc 18.8 x 21mm
14029	Brown Glazed Coarseware	1	37	1	Base	Pancheon	Brown glaze int	C18th – C19th	
14029	Brown Glazed Coarseware	1	15	1	BS	Hollow ware	Brown glaze int only	C18th – EC19th	
14029	Brown Glazed Coarseware	1	13	1	BS	Hollow ware	Brown glaze int only	C18th – EC19th	Press moulded dish
14029	Brown Glazed Fineware	1	12	1	Rim	Jug	Pinched rim, pulled spout; mottled brown glaze int & ext	C17th – C18th	
14029	Brown Glazed Fineware	2	5	2	BS	Hollow ware	Brown glaze int & ext	C18th – EC19th	
14029	Coarse Blackware	1	21	1	Rim	Jar	Rilled band below clubbed rim; finger imps on top of rim; brown glaze int & ext	C17th – EC18th	
14029	Creamware	1	4	1	BS	Flatware	U/Dec	c.1740 – c.1820	
14029	Mottled ware 1	2	8	2	BS	Hollow ware		C18th	
14029	Pearlware	1	5	1	BS	Lid	Brown glaze on top of lid w/ gold lattice design	c.1780 – c.1840	
14029	Slip Banded CC ware	1	5	1	BS	Hollow ware	Thin white slip lines & diffuse brown lines ext	C19th	
14029	Slipware	1	29	1	Rim & body	Dish	White, red-brown & brown feathered slip int& pie-crust rim	C18th	Press-moulded dish; red fabric
14029	Stoneware	1	5	1	BS	Hollow ware	Grey stoneware	C19th – EC20th	
14029	TP Whiteware	2	1	1	BS	Hollow ware	Chinese landscape int & ext	M – LC19th	
14029	TP Whiteware	1	7	1	Ring foot base	Cup/bowl	Chinese landscape; Flow Blue	c.1840+	Rounded ring foot base
14029	TP Whiteware	1	1	1	BS	Cup/bowl	Dark Flow Blue design ext	c.1840+	
14029	TP Whiteware	1	1	1	BS	Flatware	Willow border	M – LC19th	
14029	TP Whiteware	1	4	1	BS	Hollow ware	Black dendritic design ext	MC19th – EC20th	
14029	Whiteware	1	5	1	Footring base	Plate	U/Dec	M – LC19th	
14029	Whiteware	2	2	2	Rim & BS	Hollow ware	U/Dec	M – LC19th	
14034	Brown Glazed	2	4	2	Base & BS	Hollow ware	Base glaze int only, BS glaze int &	C18th – EC19th	

Context	Type	No	Wt	ENV	Part	Form	Decoration	Date range	Notes
	Fineware						ext		
14034	BSGSW	1	4	1	BS	Hollow ware	Double thin incised line ext	LC18th – C19th	
14034	Creamware	2	2	2	BS	Flatware	U/Dec	c.1740 – c.1820	
14034	Mocha ware	1	5	1	BS	Hollow ware	Blue and white slip bands, green Mocha tree on white band	C19th	
14034	Stoneware	1	24	1	BS	Jar/Flagon	Green int & ext	C19th – EC20th	
14036	Blackware	1	1	1	BS	Hollow ware	Black glaze int & ext	C17th	Could be Late Blackware but fabric resembles C17th type
14036	Brown Glazed Coarseware	1	6	1	Base	Hollow ware	Brown glaze int only	C18th – EC19th	
14036	Brown Glazed Coarseware	2	18	2	BS	Bowl/pancheon	Brown glaze int	C18th – EC19th	
14036	Brown Glazed Coarseware	1	13	1	BS	Hollow ware	Brown glaze int & ext	C18th – EC19th	
14036	Brown Glazed Fineware	1	11	1	BS	Hollow ware	Brown glaze int & ext	C18th – EC19th	
14036	BSGSW	1	9	1	Rim	Bowl/porringer	Pale brown salt glaze int & ext	C18th	
14036	Creamware	1	3	1	BS	Flatware	U/Dec	c.1740 – c.1820	
14036	Creamware	1	1	1	Rim	Hollow ware	Folded rim w/ cavity	c.1740 – c.1820	
14036	Creamware	1	4	1	Footring base	Dish/bowl	Single orange line int	c.1740 – c.1820	Angular ring foot
14036	Creamware	1	1	1	BS	Hollow ware	U/Dec	c.1740 – c.1820	
14036	Late Blackware	1	13	1	BS	Hollow ware	Dark glaze int; mottled glaze ext above a raised ridge	C18th	
14036	Late Blackware	1	6	1	BS	Hollow ware	Black glaze int & ext	C18th	
14036	Mottled Coarseware	1	18	1	Base	Hollow ware	Brown mottled glaze int & patchy ext	C18th – EC19th	
14036	Mottled ware 1	1	4	1	BS	Hollow ware	Mottled glaze int only	C18th	Mottled ware 1 type
14036	Pearlware	1	2	1	Ring foot base	U/ID	U/Dec	c.1780 – c.1840	
14036	Porcelain	1	1	1	BS	Flatware	U/Dec	?C18th	?English
14036	Redware	1	41	1	BS	Dish/pancheon	Flaked clear glaze int	C17th – C18th	
14036	Slipware	1	5	1	BS	Hollow ware	Curvilinear brown design ext; clear glaze int & ext	C18th	Brown slip bleeds into clear glaze
14036	Tin Glazed Earthenware	2	2	2	BS	Hollow ware	White tin glaze int & ext	C17th – C18th	
14036	Tin Glazed Earthenware	1	3	1	BS	Hollow ware	Blue painted tin glaze int, white ext	C17th – C18th	
14036	WSGSW	1	1	1	BS	Hollow ware	U/Dec	c.1720 – c.1780	
14037	BSGSW	1	2	1	BS	?Bowl/dish	U/Dec	LC18th – C19th	

Context	Type	No	Wt	ENV	Part	Form	Decoration	Date range	Notes
14037	Tin Glazed Earthenware	1	1	1	Rim	Small jar	White tin glaze int & ext	MC17th – C18th	
14037	Whiteware	1	5	1	BS	Hollow ware	U/Dec	M – LC19th	
14203	Cane Coloured ware	1	2	1	BS	Hollow ware	White slip ext	C19th	
	Total	1758	16816	1562					

Table 10. Saggars and kiln fragments from Trench 14

Context	Type	No	Wt	ENV	Part	Form	Decoration	Date range	Notes
14003	Kiln frag	1	160	1	Fragment	Brick	N/A	E – MC18th	Brick w/ whitish glaze on surfaces; kiln frag?
14003	Kiln frag	1	59	1	Fragment	?Shelf	N/A	E – MC18th	Glazed surfaces & broken edges
14003	Saggar	5	630	5	Rim	Saggar	N/A	E – MC18th	One w/ part of cut-out
14003	Saggar	1	145	1	BS	Saggar	N/A	E – MC18th	
14003	Saggar	3	490	3	Base	Saggar	N/A	E – MC18th	
14003	Saggar	6	478	6	Base	Saggar	N/A	E – MC18th	Bases w/ frags stuck int
14005	Kiln frags	5	342	5	Stone frags	Structure	N/A	E – MC18th	Fine grained stone slabs w/ ext. glaze & pot frags
14005	Saggar	2	403	2	Rim	Saggar	N/A	E – MC18th	
14005	Saggar	1	283	1	Base	Saggar	N/A	E – MC18th	
14005	Saggar	12	771	12	BS	Saggar	N/A	E – MC18th	
14005	Saggar	1	43	1	BS/Cut-out?	Saggar	N/A	E – MC18th	Unusual sherd w/ deep cut-out?
14006	Kiln frag	1	6	1	Fragment	Shelf	N/A	E – MC18th	Glazed stone
14006	Kiln shelf	1	1591	1	Fragment	Shelf	N/A	E – MC18th	Fine grained sandstone w/ glaze & ceramic frags attached
14006	Saggar	2	425	2	Rim & cut-out	Saggar	N/A	E – MC18th	Yellowish glaze int; circular cut-outs
14006	Saggar	1	75	1	BS	Saggar	N/A	E – MC18th	
14006	Saggar	1	204	1	Rim & cut-out	Saggar	N/A	E – MC18th	Angled cut-out section
14006	Saggar	2	429	2	Rim	Saggar	N/A	E – MC18th	Flat-topped rim w/ seal strip frags; yellowish glaze int
14006	Saggar	2	301	2	Rim	Saggar	N/A	E – MC18th	Slightly clubbed, flat-topped rims
14006	Saggar	1	117	1	Rim	Saggar	N/A	E – MC18th	Flat-topped rim
14006	Saggar	2	1340	2	Base	Saggar	N/A	E – MC18th	Flat saggar base w/ glaze & ceramic frags int
14006	Saggar	1	610	1	Base	Saggar	N/A	E – MC18th	Saggar base w/ prominent crack
14006	Saggar	1	321	1	Profile	Saggar	N/A	E – MC18th	Shallow saggar 114.9mm high (4.5 inches); plate/dish saggar
14006	Saggar	2	316	2	Base	Saggar	N/A	E – MC18th	Glaze & ceramic frags inside
14006	Saggar	1	399	1	Base	Saggar	N/A	E – MC18th	Stacking scar int
14008	Kiln frag	1	163	1	Fragment	Kiln frag	N/A	E – MC18th	Stone w/ one flat glazed face
14008	Saggar	1	319	1	Base	Saggar	N/A	E – MC18th	
14013	Saggar	2	135	2	BS	Saggar	N/A	E – MC18th	
14013	Saggar	2	465	2	Rim	Saggar	N/A	E – MC18th	Groove below rim ext
14015	Saggar	1	64	1	Fragment	Saggar	N/A	E – MC18th	Glaze over broken edge
14017	Kiln frag	2	292	1	Fragment	Kiln frag	N/A	E – MC18th	Burnt stone w/ glaze & clay pellets
14017	Kiln frag	1	648	1	Stone	Shelf?	N/A	E – MC18th	Flat stone w/ patches of glaze
14017	Saggar	1	224	1	Base	Saggar	N/A	E – MC18th	Base & wall w/ circular perforation
14017	Saggar	4	677	4	Rim	Saggar	N/A	E – MC18th	One heavily burnt

Context	Type	No	Wt	ENV	Part	Form	Decoration	Date range	Notes
14017	Saggar	3	289	3	BS	Saggar	N/A	E – MC18th	Saggar body sherds
14019	?Saggar frags	3	6	3	Fragments	?Saggar	N/A	E – MC18th	Small frags of fired clay w/ glazed surfaces
14019	Kiln frag	1	16	1	Kiln shelf	N/A	N/A	E – MC18th	
14019	Saggar	1	392	1	Rim	Saggar	N/A	E – MC18th	
14019	Saggar	1	116	1	Rim	Saggar	N/A	E – MC18th	Glaze int
14019	Saggar	1	220	1	BS	Saggar	N/A	E – MC18th	Glaze int; perforated
14019	Saggar	1	194	1	Base	Saggar	N/A	E – MC18th	Glaze on int of base, frags of pottery stuck to base
14019	Saggar	1	15	1	BS	Saggar	N/A	E – MC18th	Glaze int
14020	Kiln fragments	2	376	2	Kiln shelf	Shelf	N/A	E – MC18th	Glazed stone fragments
14020	Saggar	3	80	3	Rim & BS	Saggar	N/A	E – MC18th	Flat-topped rim w/ seal strip frag
14020	Saggar	2	334	2	Rim	Saggar	N/A	E – MC18th	
14020	Saggar	1	1381	1	Profile	Saggar	N/A	E – MC18th	Rim to base height 127.5mm, slightly inturned
14020	Saggar	1	266	1	Rim	Saggar	N/A	E – MC18th	
14020	Saggar	4	268	4	BS	Saggar	N/A	E – MC18th	Two w/ mottled yellow glaze int
14020	Saggar	1	85	1	Base	Saggar	N/A	E – MC18th	Unusually thin walled saggar
14025	Kiln frag	5	163	5	Fragments	Kiln frags	N/A	E – MC18th	Glazed burnt stone
14025	Kiln frag	1	1	1	Fragment	U/ID	N/A	E – MC18th	Small burnt frag
14025	Saggar	2	949	1	Profile	Saggar	N/A	E – MC18th	Flat rimmed shallow perforated saggar; ?for display
14025	Saggar	1	372	1	Base	Saggar	N/A	E – MC18th	Glaze int w/ clay frags stuck to base int
14025	Saggar	2	259	1	Base	Saggar	N/A	E – MC18th	Thin glaze int
14028	?Saggar	1	21	1	BS	Saggar	N/A	E – MC18th	Heavily overfired fragment
14028	Kiln frag	1	5	1	Shelf	Kiln frag	N/A	E – MC18th	Glaze on one side; fine grained sandstone
14028	Kiln fragments	2	122	2	Fragments	Shelf	N/A	E – MC18th	Heavily overfired fine grained sandstone
14028	Saggar	1	518	1	Profile	Saggar	N/A	E – MC18th	140mm from underside of base to top of rim; external angled walls
14028	Saggar	1	1130	1	Profile	Saggar	N/A	E – MC18th	109mm from underside of base to top of rim; cut-out through wall
14028	Saggar	1	237	1	Rim	Saggar	N/A	E – MC18th	
14028	Saggar	2	349	2	Base	Saggar	N/A	E – MC18th	
14028	Saggar	3	291	3	Rim	Saggar	N/A	E – MC18th	
14028	Saggar	2	125	2	BS	Saggar	N/A	E – MC18th	
14028	Saggar	2	255	2	Base	Saggar	N/A	E – MC18th	
14028	Saggar	1	936	1	Base	Saggar	N/A	E – MC18th	Saggar base w/ cut-out through wall; frags of fired clay strip int
14028	Saggar	1	373	1	Base	Saggar	N/A	E – MC18th	Thin glaze int & ext
14028	Saggar	1	569	1	Base	Saggar	N/A	E – MC18th	Frags of clay strip int
14028	Saggar	1	932	1	Base	Saggar	N/A	E – MC18th	With bases of mugs stuck to inside of saggar base

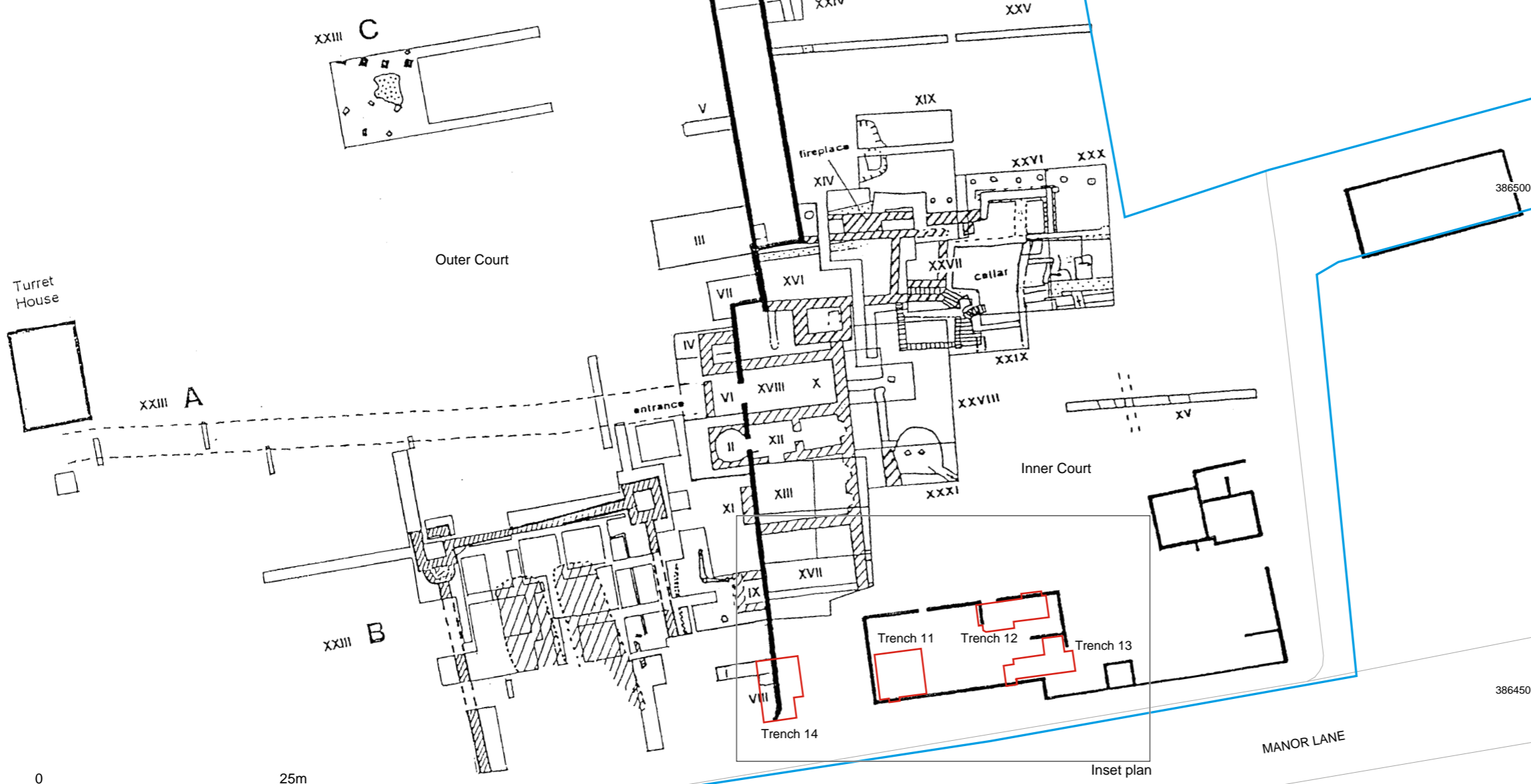
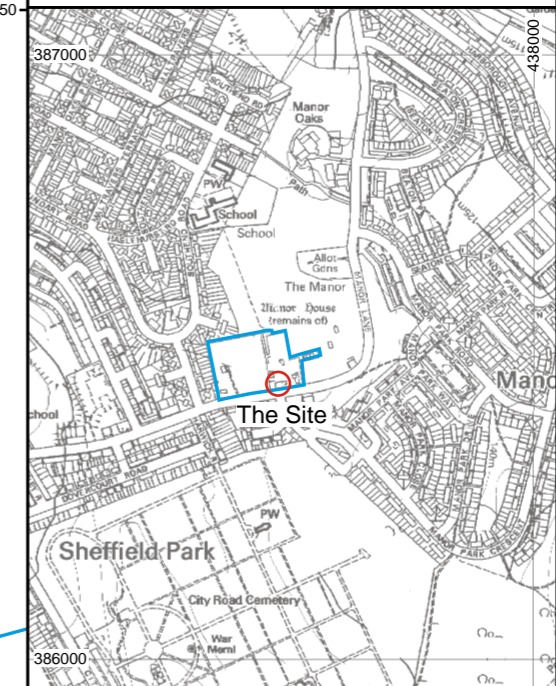
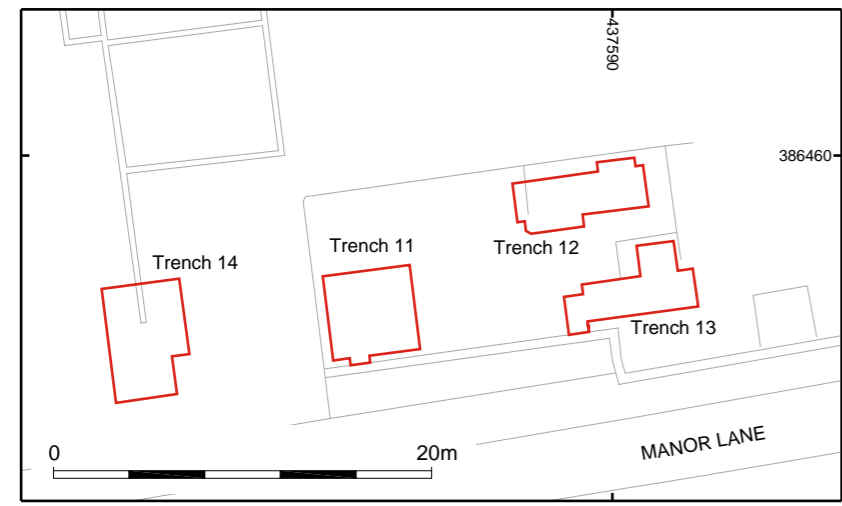
Context	Type	No	Wt	ENV	Part	Form	Decoration	Date range	Notes
14028	Saggar	1	566	1	Profile	Saggar	N/A	E – MC18th	Saggar 117.3mm from underside of base to top of rim
14028	Saggar	3	443	3	BS	Saggar	N/A	E – MC18th	Wall frags
14028	Saggar	1	634	1	Profile	Saggar	N/A	E – MC18th	Saggar 117.7mm from underside of base to top of rim
14028	Saggar	1	179	1	Rim	Saggar	N/A	E – MC18th	Distorted saggar frag
14028	Saggar/kiln shelf	1	200	1	Fragment	?Saggar	N/A	E – MC18th	Very heavily overfired
	Total	135	26592	132					

Table 11. Other ceramic items from Trench 14

Context	Type	No	Wt	ENV	Part	Form	Decoration	Date range	Notes
14001	?CBM	1	3	1	Fragment	?Disc	N/A	Undated	Seems to be a mortar frag, roughly circular
14001	Plastic	1	1	1	N/A	N/A	N/A	Undated	
14003	Marble	1	4	1	Complete	Marble	U/Dec	LC18th – C19th	Diam 17.5mm; unglazed buff marble
14005	?CBM	1	6	1	Fragment	U/ID	N/A	Undated	Odd frag of mortar
14005	?Ironstone	1	30	1	Fragment	U/ID	N/A	Undated	Fragment of stone - ?significance
14005	CBM	1	66	1	Fragment	Pipe	N/A	MC19th – EC20th	Probably a sewer pipe
14005	CBM	1	72	1	Fragment	?Brick	N/A	EC18th	Probably a burnt or overfired brick
14005	Marble	1	4	1	Profile	Marble	U/Dec	C18th – C19th	Unglazed ; 14mm diam
14005	Marble	1	3	1	Fragment	Marble	U/Dec	C18th – C19th	Unglazed, too fragmentary for diameter
14005	Mortar	2	8	2	Fragments	U/ID	N/A	Undated	
14006	CBM	1	42	1	Fragment	Brick	N/A	?Post-med	
14006	CBM	1	303	1	Fragment	Roof tile	U/Dec	Undated	
14006	CBM	1	64	1	Fragment	Roof tile	U/Dec	Undated	Square sectioned edge
14006	CBM	1	146	1	Fragment	Dec tile	Probably decorative fragment	Undated	Fingernail impressions on underside where attached
14006	Knurr ball	1	10	1	Complete	Knurr ball	U/Dec	LC18th – C19th	Diam 21.6mm
14006	Teardrop ball	1	12	1	Complete	Pointed object	Teardrop-shaped object w/ one flattened face	LC18th – C19th	Max diam 23.5mm, point to butt 25mm
14006	Wall tile	4	60	4	Fragments	Wall tile	White glaze ext	LC19th – C20th	
14008	CBM	2	34	2	Fragments	CBM	N/A	Undated	Frag of mortar
14012	Clay marble	1	3	1	Complete	Marble	U/Dec	C18th – C19th	Red-brown clay marble w/ spot of glaze
14012	Wall tile	1	7	1	Fragment	Wall tile	White glazed surface	LC19th – C20th	
14013	Marble	1	5	1	Complete	Marble	Irregular white clay marble	LC18th – C19th	Diam 15.8 – 16.6mm
14013	Roof tile	1	95	1	Fragment	Roof tile	N/A	?C19th	
14017	?Pipe	1	120	1	Fragment	Pipe	N/A	C19th	Overfired ext; part of kiln or unrelated?
14017	Brick	1	272	1	Fragment	kiln brick	N/A	EC18th	Burnt brick & mortar w/ whitish glaze
14019	?Tile	1	43	1	Fragment	?Tile	N/A	Undated	
14020	Crucible	1	200	1	Base	Crucible	N/A	Undated	Small crucible
14025	Wall tile	1	25	1	Fragment	Wall tile	White on one side	LC19th – EC20th	
14028	Knurr ball	1	4	1	Fragment	Knurr ball	U/Dec	LC18th – C19th	
14028	Tile	1	38	1	Fragment	Tile	Mottled brown glaze, notched edge	C18th – C19th	Unusual tile 11mm+ thick
14028	Tile	1	43	1	Fragment	Tile	Partial green glaze on one side	EC18th	
14029	Knurr ball	1	6	1	Fragment	Knurr ball	U/Dec	LC18th – EC20th	

14029	Marble	1	4	1	Fragment	Marble	U/Dec	C19th – EC20th	Most of a clay marble, unglazed
	Total	37	1733	37					

Plan of Sheffield Manor excavations 1968-80



- Scheduled Monument area
- Trenches
- Standing walls
- Excavated walls
- mortared footings
- clay grouted footings
- boulder footings
- Trenches from 1968-80 excavations

Digital data reproduced from Ordnance Survey data © Crown Copyright 2010
 All rights reserved. Reference Number: 10020449.
 This material is for client report only © Wessex Archaeology.
 No unauthorised reproduction.

Date:	03/06/10
Revision Number:	0
Scale:	1:12500, 1:500 & 1:400
Illustrator:	KL
Path:	Y:\PROJECTS\74210\DO\Report Figs
vinterim10_05\74210_interim_f1.dwg	

Site and trench location plan (from Beswick, n.d.)

Figure 1

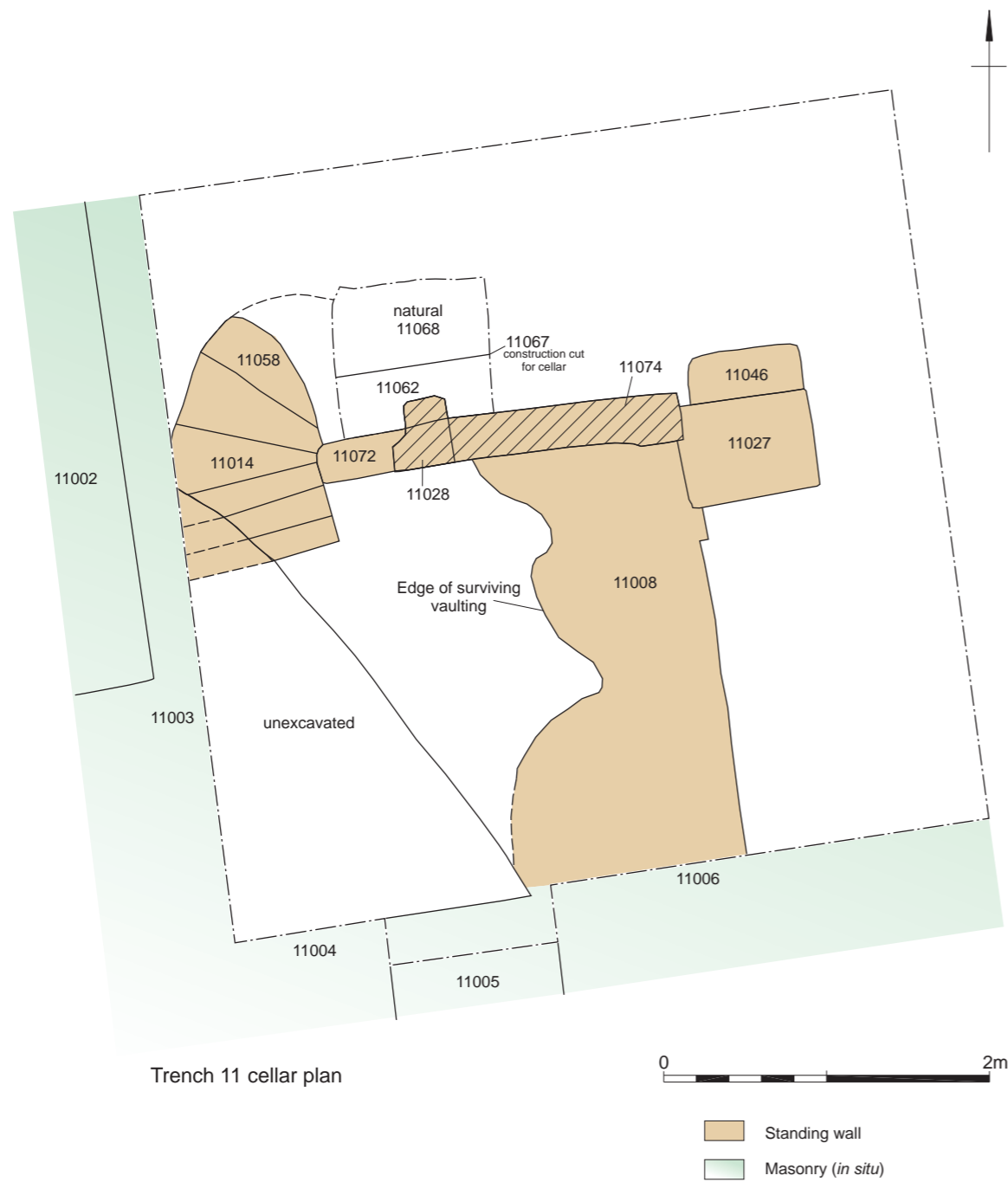


Plate 1: Cellar viewed from the south, showing wall 11072 and angled springer course for vaulted roof



Plate 2: North side of cellar viewed from the west, showing upper steps and damaged west end of vaulted roof



Plate 3: Flat east face of cellar vaulting, viewed from the east



Trench 11 plan of other features

0 2m

- Standing wall
- Masonry (*in situ*)
- Cellar and steps



Plate 4: 'Ash pit' 11024, wall 11010 and floor slabs 11043, viewed from the south



Plate 5: Feature 11064, viewed from the east

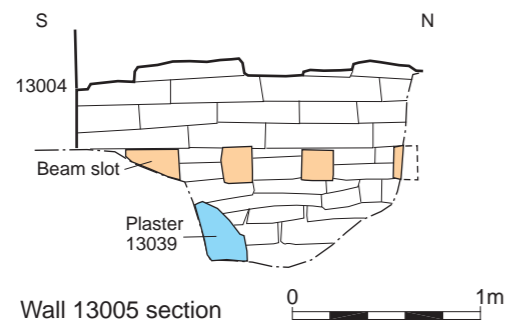


Plate 6: Wall 11007/39/40 and cellar steps 11014, viewed from the north

Date:	08/06/10	Revision Number:	0
Scale:	Plan 1:40	Layout:	KL
Path:	Y:\PROJECTS\74210\Drawing Office\Report Figs\interim\10_05\74210_interim_Fig03.cdr		



Trench 13 plan



Wall 13005 section



Plate 12: Structure 13002 in south wall of south range, and wall 13028



Plate 13: Steps leading into cellar, viewed from the south



Plate 14: East wall of the cellar, viewed from the west



Plate 15: West wall of the cellar, viewed from the east



Plate 16: Wall 13005, brick buttress 13004 and western end of trench, viewed from the north

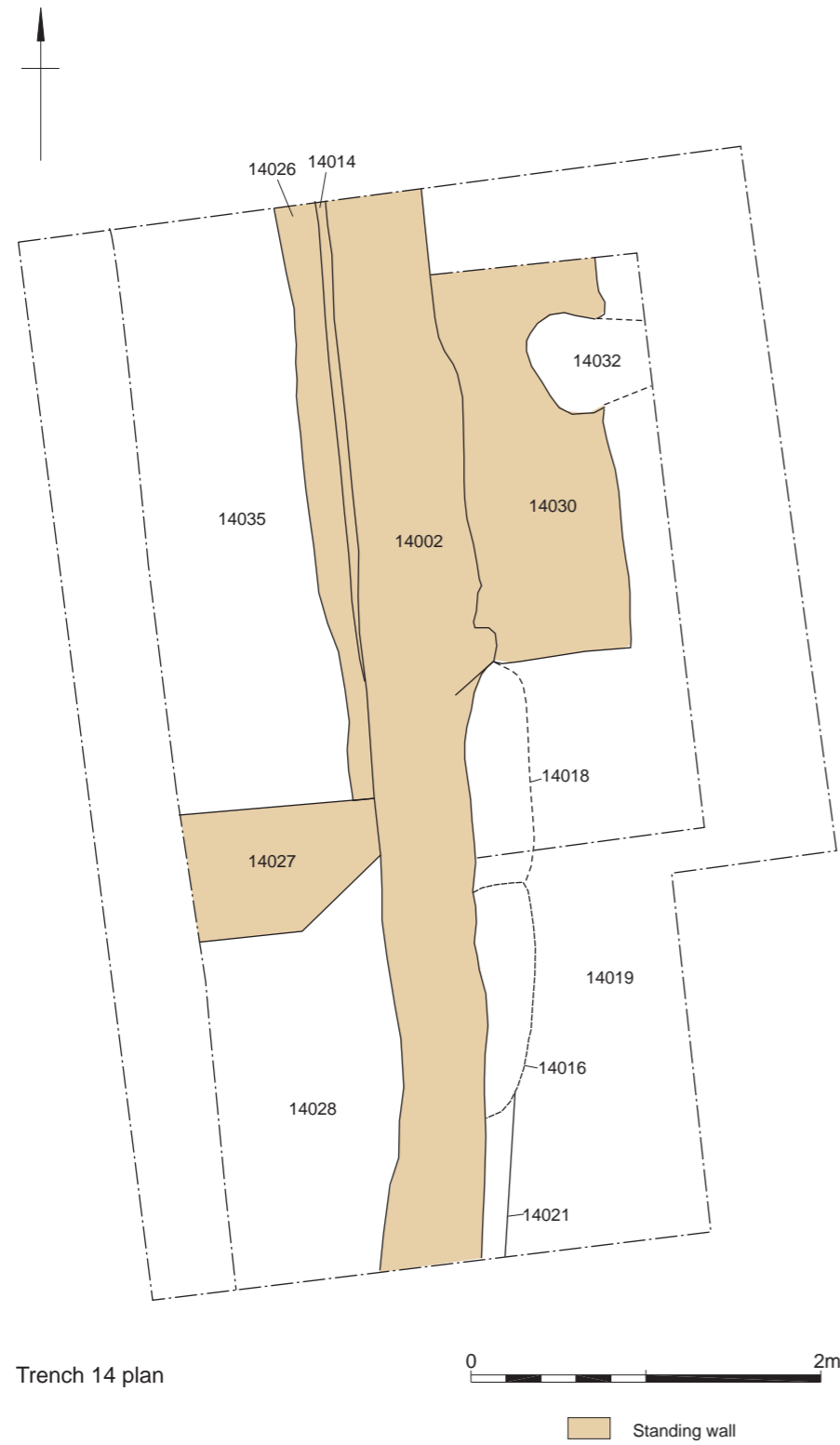


Plate 17: West (outer) face of walls 14014 and 14002, viewed from the west



Plate 18: West (outer) face of walls 14014 and 14002, viewed from the north



Plate 19: East (inner) face of walls 14014 and 14002, viewed from the east



Plate 20: Angled foundation 14027, viewed from the south



Plate 21: Southern part of wall 14002, viewed from the west



WESSEX ARCHAEOLOGY LIMITED.

Registered Head Office: Portway House, Old Sarum Park, Salisbury, Wiltshire SP4 6EB.

Tel: 01722 326867 Fax: 01722 337562 info@wessexarch.co.uk

With regional offices in **Edinburgh, Maidstone** and **Sheffield**

For more information visit www.wessexarch.co.uk

