



## Manor Lodge, Sheffield, South Yorkshire

The Long Gallery & Inner Court  
Excavations and Building Recording

Volume 2





**MANOR LODGE, SHEFFIELD,  
SOUTH YORKSHIRE**

**The Long Gallery & Inner Court  
Excavations and Building Recording**

**Volume 2**

Prepared for:

**Dept of Archaeology**  
University of Sheffield  
Northgate House  
West Street  
Sheffield  
S1 4ET

by

**Wessex Archaeology**  
Unit R6, Riverside Block  
Sheaf Bank Business Park  
Prospect Road  
Sheffield  
S2 3EN

Report reference: 74612.01

**August 2011**

## **APPENDIX 1**

### **BUILDING RECORDING**

List of Historic Images Consulted

List of Identified Building Contexts

Historic Images 1 - 23

## List of historic images consulted

Historic Image 01	R. Hopkinson c. 1818 (Obtained from The University of Sheffield)
Historic Image 02	Blore, 1819 (Obtained from The University of Sheffield)
Historic Image 03	Stanley H. Grimm, conception of the pre 1793 Wolsey Tower and Long Gallery, c. 1960 (Obtained from The University of Sheffield)
Historic Image 04	D. Martin, 1791 (Obtained from The University of Sheffield)
Historic Image 05	1785 (Obtained from The University of Sheffield)
Historic Image 06	Blore, 1819 (Obtained from The University of Sheffield)
Historic Image 07	J. H. Brammall, painted c. 1860 as it appeared before 1793 (Obtained from The University of Sheffield)
Historic Image 08	H. Warren (Artist) and H. Adlard (Engraver), c. 1860 as it appeared before 1793 (Obtained from The University of Sheffield)
Historic Image 09	H. Warren, painted c. 1860 as it appeared before 1793 (Obtained from The University of Sheffield)
Historic Image 10	E. Evans, c. 1793 (Obtained from The University of Sheffield)
Historic Image 11	Black and white photograph, late 19 <sup>th</sup> century (Obtained from The University of Sheffield)
Historic Image 12	Black and white photograph, late 19 <sup>th</sup> century (Obtained from The University of Sheffield)
Historic Image 13	Black and white photograph, late 19 <sup>th</sup> century (Obtained from The University of Sheffield)
Historic Image 14	Black and white photograph, early 20 <sup>th</sup> century (Obtained from The University of Sheffield)
Historic Image 15	Black and white photograph, early 20 <sup>th</sup> century (Obtained from The University of Sheffield)
Historic Image 16	Black and white photograph, early 20 <sup>th</sup> century (Obtained from The University of Sheffield)
Historic Image 17	Black and white photograph, early 20 <sup>th</sup> century (Obtained from The University of Sheffield)
Historic Image 18	Black and white photograph, early 20 <sup>th</sup> century (Obtained from The University of Sheffield)
Historic Image 19	Black and white photograph, early 20 <sup>th</sup> century (Obtained from The University of Sheffield)
Historic Image 20	Black and white photograph, view from Manor Lane, late 19 <sup>th</sup> century (Obtained from The University of Sheffield)
Historic Image 21	Black and white photograph, view from the Turret House, 1970 (Obtained from The University of Sheffield)
Historic Image 22	Black and white photograph, 'Wolsey's Corner', late 19 <sup>th</sup> century with present view
Historic Image 23	Samuel Buck sketch, c. 1719-1723 (Obtained from The University of Sheffield)

### List of identified building contexts

Context No	Historic Image No.	Description	Extant Y/N
B1001	01/02/03/04/17	North stone boundary wall, to east of Building 01	Y
B1002	01/02/03/04/05	Window (half landing height first-second), north wall of Building 01	N
B1003	01/02/03/04/05/07/08/09/10	Second floor oriel window, north wall of Building 01	N
B1004	01/03	Second floor window, east wall of Building 01	N
B1005	01/03/04/05/23?	Second floor window/door, west wall of Building 01	N
B1006	01/02/03/04/05	Window (half landing height ground-first), north wall of Building 01	N
B1007	01	Opening/window? Ground floor, northeast wall of Building 02	N
B1008	01/02/03/05	Corbelled corner, north wall joining Buildings 01 & 02	N
B1009	01/02/03/06	Ouoins, northwest corner of Building 02	Y
B1010	01/03	Ground floor window, northwest wall of Building 02	Y
B1011	01/02/03/04/05/06/11/22/23	North wall/gable of Building 03	Y
B1012	01/22/23?	First floor door in north wall of Building 03	Y
B1013	01/03/04/05/23	Chimney stack (northernmost) Building 03	N
B1014	01/03/04/05/07/08/09/10/11/12/14/16/18/19/23	First floor window (northernmost) Building 03	Y
B1015	01/03/04/05/07/08/09/10/15/18/19/23	First floor window (central) Building 03	Y
B1016	01/07/08/20/23	First floor window (southernmost) Building 03/4	Y
B1017	01/03/04/08/09/10/20	Wall truncation/scar/blocking, west wall of Building 03	Y
B1018	01	Ground floor window, west wall of Building 04	N
B1019	01/02/03/04/05/06	North stone boundary wall, to west of Building 02	Y
B1020	01/03/04/05	Ground floor window (southernmost), Building 03	Y
B1021	01/03/04/05	Ground floor window (northernmost), Building 03, blocked with [1193]	Y
B1022	01/02/03/04/05/06	Opening and steps within [1019]	N
B1023	01/02/03	Quoins, western corner of Building 02	Y
B1024	01/02/03/04/06	Quoins, northwest corner of Building 02	Y
B1025	01/02/04/05	Quoins, northwest corner (second floor) of Building 01	N
B1026	01/02/03/05	Quoins, northeast corner of Building 01	Y
B1027	02	Ground floor window, east wall of Building 01	Y
B1028	02	First floor window, east wall of Building 01	N

Context No	Historic Image No.	Description	Extant Y/N
B1029	02	Stone lean-to structure to south of [1001] and Building 01	N
B1030	02	Chimney stack (southernmost) Building 03/04	N
B1031	02	Chimney stack (central) Building 03/04	N
B1032	02	Chimney stack (northernmost) Building 03/04	N
B1033	03/04/06/07/08/09/10/23?	Tiled roof of Building 03	N
B1034	03/04/05/23	Chimney stack (central) Building 03 (same as [1030][1031][1032]?)	N
B1035	03/04/05/07/08/09/10/20	Chimney stack (southernmost) Building 03/04 (same as [1030][1031][1032]?)	N
B1036	03/04	Chimney stack (southernmost) Building 04(same as [1030][1031][1032]?)	N
B1037	03/20	Vertical join in brickwork, Buildings 04/05	Y
B1038	03/20/21	Brick walling, west wall of Building 05 (to north)	Y
B1039	03/20	Brick walling, west wall of Building 04 (to south)	Y
B1040	03/20/21	Join in stone and brick walling, west wall of Building 04	Y
B1041	03/22	Vertical join in stone work/ground floor recess/window in west wall [1191] of Building 03, blocked with [1192]	Y
B1042	03	Horizontal change in stone work, Buildings 03 and 04 (Lower)	N
B1043	03	Horizontal change in stone work, Buildings 03 and 04 (Upper)	Y
B1044	03/04	Small opening/vent (northernmost), west wall of Building 03	N
B1045	03/04	Small opening/vent (central), west wall of Building 03	N
B1046	04	Small opening/vent (southernmost), west wall of Building 03	N
B1047	04	Possible opening at top of [1017], west wall of Building 03	N
B1048	04	Ground floor window, north wall of Building 02	N
B1049	05	Steps in northwest wall of Building 02	N
B1050	07/08/09/10	Building 03/04 south wall/gable	N
B1051	07/08/09/10	Window within [1050]	N
B1052	11/14/15/16/17/18	Bay 1 of the timber frame of Building 03 (south end)	N
B1053	11/14/15/16/17/18/19	Bay 2 of the timber frame of Building 03	N
B1054	11/14/15/16/17/18/19	Bay 3 of the timber frame of Building 03	N
B1055	11/12/14/15/16/17/18/19	Bay 4 of the timber frame of Building 03	N
B1056	11/12/13/14/15/16/17/18/19	Bay 5 of the timber frame of Building 03	N
B1057	11/12/13/14/15/16/17/18/19	Bay 6 of the timber frame of Building 03	N
B1058	11	Timber truss 1 (northernmost) of Building 03	N
B1059	11/14/15/16/18/19	Timber truss 2 (dividing bays 1& 2) of Building 03	N
B1060	11/14/15/16/18/19	Timber truss 3 (dividing bays 2& 3) of Building 03	N

Context No	Historic Image No.	Description	Extant Y/N
B1061	11/14/15/16/18/19	Timber truss 4 (dividing bays 3& 4) of Building 03	N
B1062	11/12	Timber truss 5 (dividing bays 4& 5) of Building 03	N
B1063	11/12/14/15/16/18/19	Timber truss 6 (dividing bays 5& 6) of Building 03	N
B1064	11	Brick infill of upper section of timber framing of Building 03	N
B1065	11	Close studding of first floor of Bay 1 [1052]	N
B1066	11/14	Inserted opening within [1065]	N
B1067	11/16/17/18/19	Close studding of first floor of Bay 2 [1053]	N
B1068	11/14/15/16/17/18/19	First floor window within [1067] & [1053]	N
B1069	11	Ground floor stone infill of Bay 1 [1052]	N
B1070	11	Ground floor doorway in Bay 1 [1052]	N
B1071	11	Ground floor stone infill of Bay 2 [1053]	N
B1072	11/14/17/18/19	Close studding of first floor of Bay 3 [1054]	N
B1073	11/(14/15/17/18/19)	Inserted window in [1072] - Bay 3 [1054]	N
B1074	11/(14/15/17/18/19)	Brick infill below [1073] within [1054]	N
B1075	11/(14/15/17/18/19)	Brick infill to north of [1073] within [1054]	N
B1076	11	Ground floor stone pier within [1054]	N
B1077	11	Ground floor opening to south of [1076] within [1054]	N
B1078	11	Ground floor opening to north of [1076] within [1054]	N
B1079	11/12/14/15/16/17/18/19	Close studding of first floor of Bay 4 [1055]	N
B1080	11/12/14/15/16/17/18/19	First floor window within [1079] & [1055]	N
B1081	11	Ground floor stone infill of [1055] to north of [1083]	N
B1082	11/12	Ground floor stone infill of [1055] to south of [1083]	N
B1083	11/12	Ground floor brick infill of [1055]	N
B1084	11/12	Ground floor window within [1083]	N
B1085	11/12/14/15/16/17/18/19	Close studding of first floor of Bay 5 [1056]	N
B1086	11/12/13/14/15/16/17/18/19	Ground floor stone infill of [1056]	N
B1087	11/12/13/14/17/18/19	Blocked doorway (stone) within [1086]	N
B1088	11/12/13/14/15/16/17/18/19	Close studding of first floor of Bay 6 [1057]	N
B1089	11/12/13/14/15/16/17/18/19	First floor window within [1088] & [1057]	N
B1090	11/12/13	Ground floor stone infill of [1057]	N
B1091	11/12/13	Ground floor window within [1090] & [1057]	N
B1092	11/12/13/18/19	Ground floor doorway within [1090] & [1057]	Y

Context No	Historic Image No.	Description	Extant Y/N
B1093	11/12/13	Moulded timber framing of Ground floor of Building 03	N
B1094	13	Bay 7 of the timber frame of Building 03	N
B1095	13	Stone infills of first floor close studding [1085] of Building 03	N
B1096	13	Laths on external façade of first floor of timber framing of Building 03	N
B1097	13	Hole/slot in north timber framing of [1089] in Bay 6 [1057]	N
B1098	13	Hole/slot in south timber framing of [1089] in Bay 6 [1057]	N
B1099	13	Hole/slot in south timber framing of [1089] in Bay 6 [1057]	N
B1100	13	First floor brick infill of timber framing in Bay 7 [1094]	N
B1101	13	Ground floor stone infill of [1057] to south of [1091]	N
B1102	13	Ground floor stone infill of Bay 7 [1094]	N
B1103	13	Blocked opening within [1102] in Bay 7 [1094]	N
B1104	13	Hole in east elevation of west wall of Building 03	N
B1105	14/15/16/18/19	Timber truss 7 (dividing bays 6& 7?) of Building 03	N
B1106	14/15/17/18	Ground floor brick infill of Bay 2 [1053]	N
B1107	14/17/19	Stone chamfered plinth of Building 03 east wall	Y
B1108	14/15/16/17/18/19	Ground floor brick infill of Bay 3 [1054]	N
B1109	14/15/16/17/18/19	Ground floor brick infill of Bay 4 [1055]	N
B1110	14/15/16/17/18/19	Ground floor brick infill of Bay 6 [1057]	N
B1111	14/18	Stone blocking of [1020] within west wall of Building 03 [1191]	Y
B1112	14/15/16/17/18/19	Ground floor brick walling of inserted house [1115] to south of Truss 7 [1105]	N
B1113	14	Timber floor beam with joist holes Building 03, south of Bay 6 [1057]	N
B1114	14/15/16/18/19	Holes within west wall, east elevation of Building 03	Y
B1115	14/18	Inserted (largely demolished) east brick wall of Building 06, to south of Bay 6 [1057]	N
B1116	14	Vertical join in brick walling in west wall between Buildings 04 and 06	N
B1117	14/15/16/18/19	Timber wall plate along top of west wall of Building 03	N
B1118	14/15/16	First floor window of Building 04 - northernmost, east wall	N
B1119	14/15/16	Chimney breast, north wall of Building 04	N
B1120	14/15/16	Timber roof beam of Building 04	N
B1121	14	First floor window of Building 04 - southernmost, east wall	N
B1122	14/15/16	Timber roof beam of Building 04	N
B1123	14	First floor window of Building 05 - east wall	N
B1124	14	Ground floor window of Building 05 - east wall	N



Context No	Historic Image No.	Description	Extant Y/N
B1125	14	Ground floor doorway of Building 05, east wall	N
B1126	14/15/16	Vertical joint in brickwork between Buildings 04 and 05 (same as [1037])	Y
B1127	14	Ground floor window of Building 04, east wall - southernmost	N
B1128	14	Lightwell/coal chute to cellar of Building 04, east wall	N
B1129	14	Ground floor doorway of Building 04, east wall	N
B1130	14/15/16	Ground floor window of Building 04, east wall - northernmost	N
B1131	15/16/17/18	Ground floor brick infill of Bay 1 [1052] Building 03	N
B1132	15/16/18/19	First floor joist scar along east elevation of west wall of Building 03	Y
B1133	15/16/18/19	Inserted recess? Ground floor of west wall (east elevation) of Building 03	Y
B1134	15/16	First floor fireplace within [1119], Building 04	N
B1135	15/16	Internal first floor doorway, Building 04	N
B1136	15/16	Timber second/attic floor beam, Building 05	N
B1137	15/16/20	Attic window opening in south gable wall of Building 05	N
B1138	15/16/20	Scar of removed stone lean-to building, south wall of Building 05	N
B1139	15/16/20/21	Stone wall running N-S to south of Building 05	N
B1140	15/16	Ground floor internal doorway, Building 04	N
B1141	14/16/18/19	Brick blocking in window [1014], Building 03	Y
B1142	15/16/18/19	Brick blocking in window [1015], Building 03	Y
B1143	16/18/19	Areas of plaster on east elevation of west wall of Building 03	N
B1144	16/18/19	Timber lintel of [1015], Building 03	N
B1145	15/16	Ground floor fireplace in [1119]	N
B1146	02/17	Ouons, southeast corner of Building 01	Y
B1147	17/18	Doorway in north wall of Building 02	Y
B1148	17	Vertical joint in brickwork between [1112] and [1115]	N
B1149	17	Pad stone for timber framing of Building 03	N
B1150	17	Pad stone for timber framing of Building 03	N
B1151	17	Pad stone for timber framing of Building 03	N
B1152	17	Pad stone for timber framing of Building 03	N
B1153	17	First floor window of Building 06	N
B1154	17	First floor window of Building 06	N
B1155	17	Ground floor window of Building 06	N
B1156	17	Ground floor window of Building 06	N

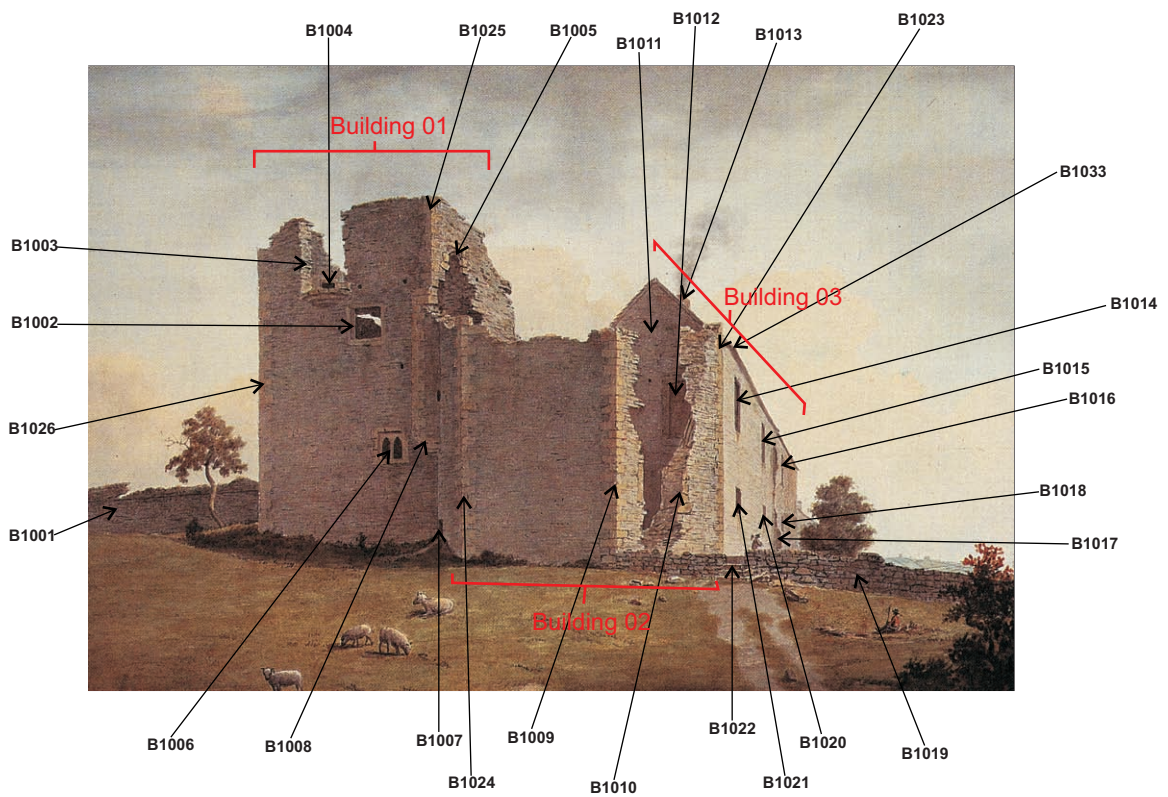
Context No	Historic Image No.	Description	Extant Y/N
B1157	17	Ground floor doorway of Building 06	N
B1158	18/19	Joist holes in tie beam of Truss 7 [1105]	N
B1159	18	Timber lintel of [1014]	N
B1160	18/19	Internal stone partition within Building 03 within Bay 5	Y
B1161	22	Stone relieving arch within [1011] above [1164]	N
B1162	22	Vertical join within [1011]	Y
B1163	22	Stone blocking of doorway [1164] in [1011]	Y
B1164	22	Ground floor doorway(inserted?) in [1011], Building 02/03	Y
B1165		Scar of removed wall [1011] in walls [1191], [1188] and [1218]	Y
B1166	22	Stone steps leading from Building 02 to 03 through [1164]	N
B1167	21	Vertical join in stonework of [1139]	Y
B1168	21	Blocked opening within [1139] poss door or window of [1138]?	Y
B1169	/	East wall of Building 01	Y
B1170	/	Brick blocking of [1027]	Y
B1171	/	Raised stone sill of [1027]	Y
B1172	/	Low opening within wall [1173]	Y
B1173	/	North wall of Building 01 running E-W	Y
B1174	/	Stone partition wall of Building 01 running N-S	Y
B1175	/	Ground floor doorway in [1174]	Y
B1176	/	Stone flags to east of [1175]	Y
B1177	/	Stone wall running E-W between [1174] and [1169]	Y
B1178	/	Stone relieving arch running E-W between [1174] and [1169]	Y
B1179	/	Scar in west elevation of [1169] - garderobe	Y
B1180	/	Scar in east elevation of [1174] - garderobe	Y
B1181	/	West stone wall of Building 01 running N-S	Y
B1182	23	Ground floor doorway/opening in [1181]	Y
B1183	/	Straight joint within [1001], south side of [1182]	Y
B1184	/	Possible scar in south elevation of [1001], east of [1147]	Y
B1185	/	Stone flags to east of [1182]	Y
B1186	/	North stone wall of Buildings 01/02	Y
B1187	/	Stone blocking of [1010] and rebuilt section of northwest wall of Building 02	Y
B1188	/	West stone wall of Building 02	Y

Context No	Historic Image No.	Description	Extant Y/N
B1189	/	Fireplace within [1189]	Y
B1190	/	Vertical join between Buildings 02 and 03, walls [1188] and [1191]	Y
B1191	/	West stone wall of Building 03, running N-S	Y
B1192	/	Stone blocking of [1165] in wall [1191]	Y
B1993	/	Stone blocking of window? [1021]	Y
B1194	/	East stone wall of Building 03, north end, join with [1011]	Y
B1195	/	East stone wall of Building 03, south of [1194]	Y
B1196	/	Vertical joint between [1194] and [1195]	Y
B1197	/	East stone wall of Building 03 with part of [1107] on top	Y
B1198	/	Section of rebuilt east stone wall of Building 03, south of [1197]	Y
B1199	/	East stone wall of Building 03 with [1092] to south of [1198]	Y
B1200	/	Vertical join between [1199] and [1208]	Y
B1201	/	Brick walling on top of [1208]	Y
B1202	/	Vertical join between [1208]/[1201] and 1203	Y
B1203	/	East stone wall of Building 03, south of [1208] & [1202]	Y
B1204	/	Stone partition wall running E-W, Building 03, between [1191] and [1203]	Y
B1205	/	Stone wall running E-W between [1199] and [1206]	Y
B1206	/	Stone wall running N-S to east of Building 03 and [1205]	Y
B1207	/	Stone flagged floor between [1206], [1205], [1198] and [1197]	Y
B1208	/	East stone all of Building 03, abutting the south of [1200]	Y
B1209	16	East brick wall of Building 04, running N-S	Y
B1210	/	Brick partition wall within Building 04 running E-W between [1209] and [1191]	Y
B1211	/	South brick wall of Building 04, running E-W	Y
B1212	/	East brick wall of Building 05, running N-S, to south of [1209]	Y
B1213	/	South brick wall of Building 05, running E-W	Y
B1214	/	Stone blocking within opening [1215] in [1191]	Y
B1215	/	Opening within [1191], south end - former gateway?	Y
B1216	/	Upper section (first floor) of south stone wall of Building 01	Y
B1217	/	First floor chimney flue? Above [1189], in [1188], Building 02	Y
B1218	/	First floor west stone wall of Building 03, poss same as [1188]?	Y
B1219	/	Rebuilt section of wall on top of [1139]	Y
B1220	/	Rebuilt section of stone wall, west wall of Building 05/03	Y

Context No	Historic Image No.	Description	Extant Y/N
B1221	/	Inserted joist holes in [1218], east elevation, Building 03/04	Y
B1222	/	Original north/northeast stone wall of Building 02	Y
B1223	/	Bay 8 of timber frame of original Building 03?	N
B1224	/	Bay 9 of timber frame of original Building 03?	N
B1225	/	Bay10 of timber frame of original Building 03?	N
B1226	/	Bay 11 of timber frame of original Building 03?	N
B1227	/	Bay 12 of timber frame of original Building 03?	N
B1228	/	Bay13 of timber frame of original Building 03?	N
B1229	/	First floor doorway in [1174], Building 01	N
B1230	23	First floor doorway in [1181], Building 01	N
B1231	/	First and Second floor south stone wall of Building 01	N
B1232	/	North brick wall of Building 04, running E-W	Y
B1233	/	North brick wall of Building 06 within 03, running E-W	N
B1234	/	Brick blocking/rebuild in west elevation of west wall within [1038]	Y
B1235	/	Low large sandstone coursing of west elevation of west wall of Buildings 03/05, below [1168]	Y
B1236	/	Stone rebuild of wall [1139] at south end of west elevation of west wall of Long Gallery	Y
B1237	/	Possible stone blocking, or keying-in of north end of Building 03 and Building 02, west elevation of west wall	Y



Image 01: R. Hopkinson c. 1818



This material is for client report only © Wessex Archaeology. No unauthorised reproduction.



Date: 05/10/10

Illustrator: L. Dawson

Path: S:\PROJECTS\74610 (Manor Lodge)\74611 Building Survey\Historic Image Analysis\Historic Images Gaz\Image 01.cdr


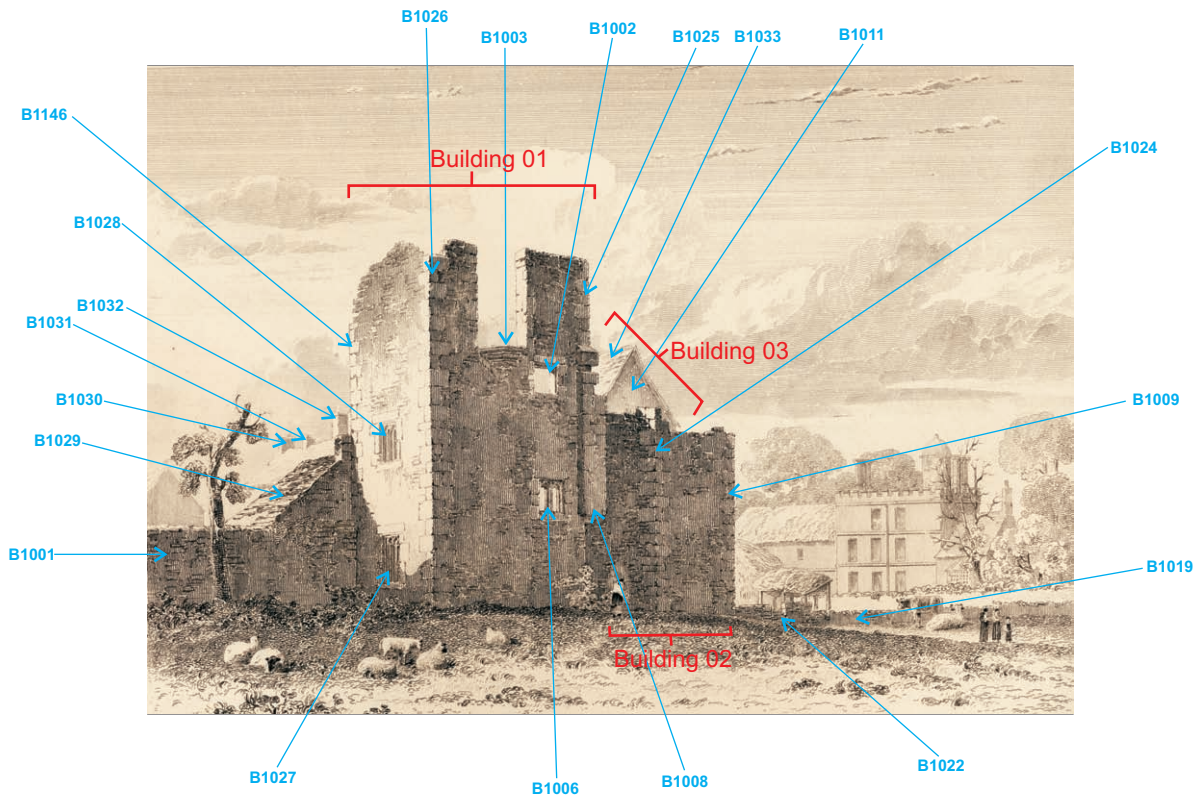


Image 02: Blore, 1819



This material is for client report only © Wessex Archaeology. No unauthorised reproduction.



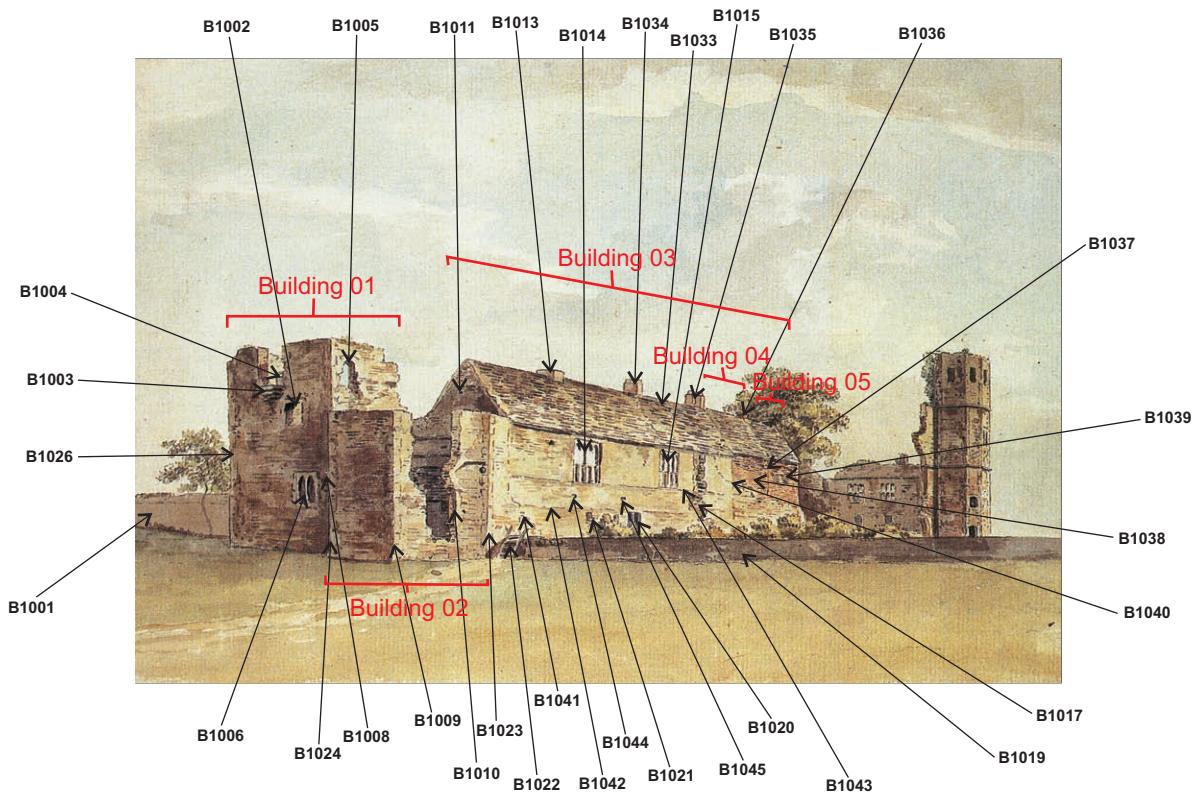
Date: 05/10/10

Illustrator: L. Dawson

Path: S:\PROJECTS\74610 (Manor Lodge)\74611 Building Survey\Historic Image Analysis\Historic Images Gaz\Image 02.cdr



**Image 03:** Stanley H. Grimm, conception of the pre 1793 Wolsey Tower & Long Gallery, c. 1960



This material is for client report only © Wessex Archaeology. No unauthorised reproduction.


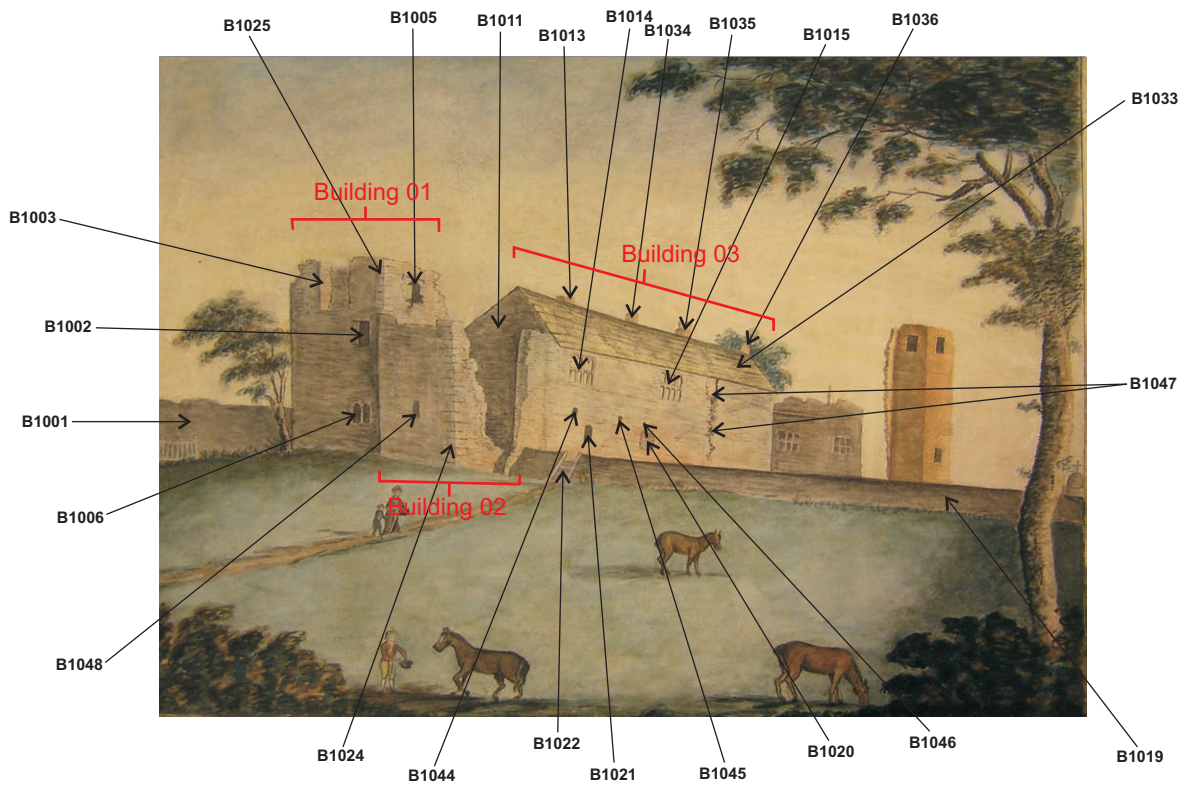


Image 04: D. Martin, 1791



This material is for client report only © Wessex Archaeology. No unauthorised reproduction.



Date: 05/10/10

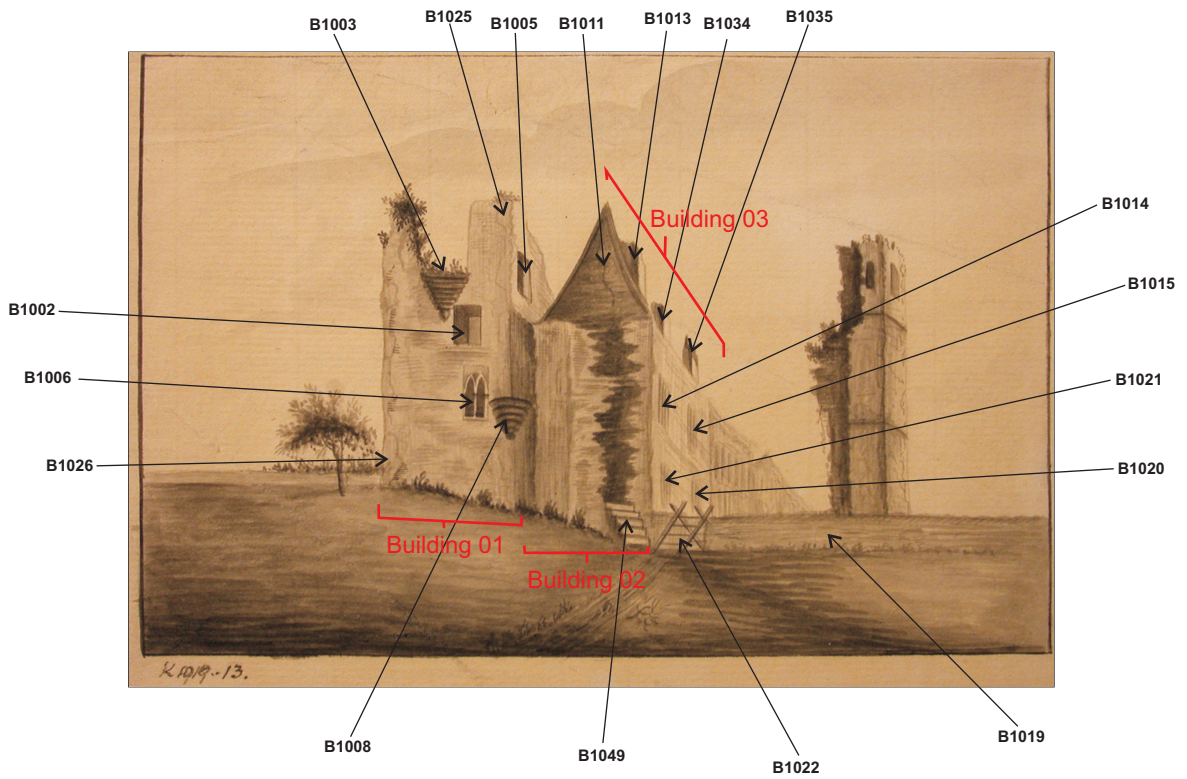
Illustrator: L. Dawson

Path: S:\PROJECTS\74610 (Manor Lodge)\74611 Building Survey\Historic Image Analysis\Historic Images Gaz\Image 04.cdr





**Image 05: 1785**



This material is for client report only © Wessex Archaeology. No unauthorised reproduction.




Date: 05/10/10

Illustrator: L. Dawson

Path: S:\PROJECTS\74610 (Manor Lodge)\74611 Building Survey\Historic Image Analysis\Historic Images Gaz\Image 05.cdr



**Image 06: Blore, 1819**



B1033

B1011

B1024

B1009

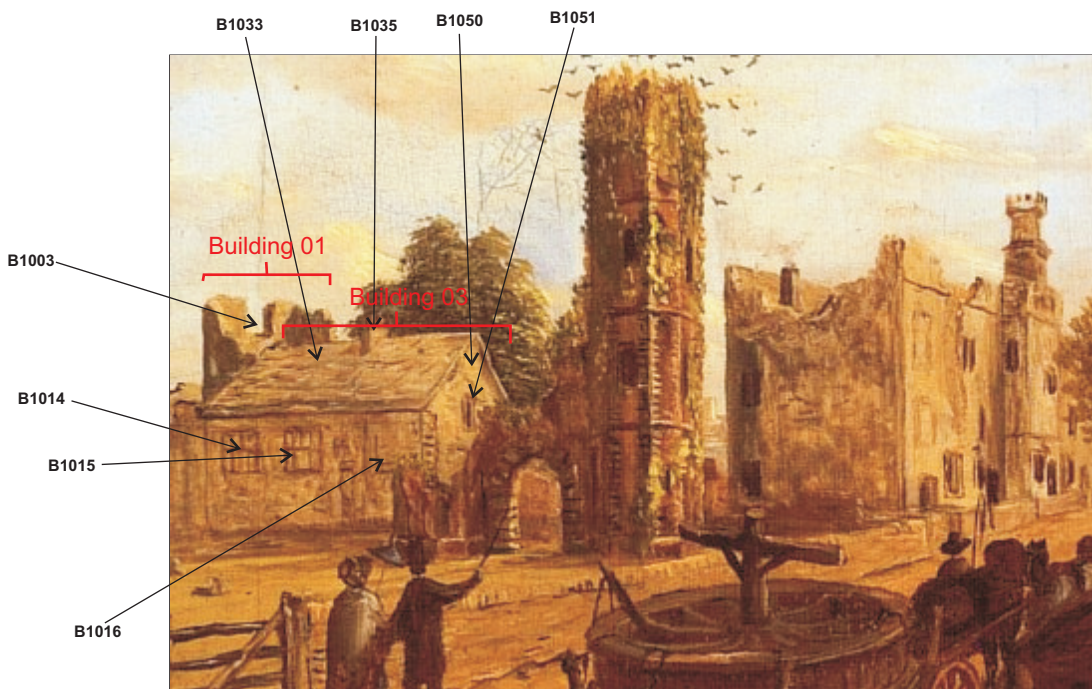
B1022

B1019

This material is for client report only © Wessex Archaeology. No unauthorised reproduction.



**Image 07:** J.H. Brammall, painted c. 1860 as it appeared before 1793




This material is for client report only © Wessex Archaeology. No unauthorised reproduction.



Date: 05/10/10

Illustrator: L. Dawson

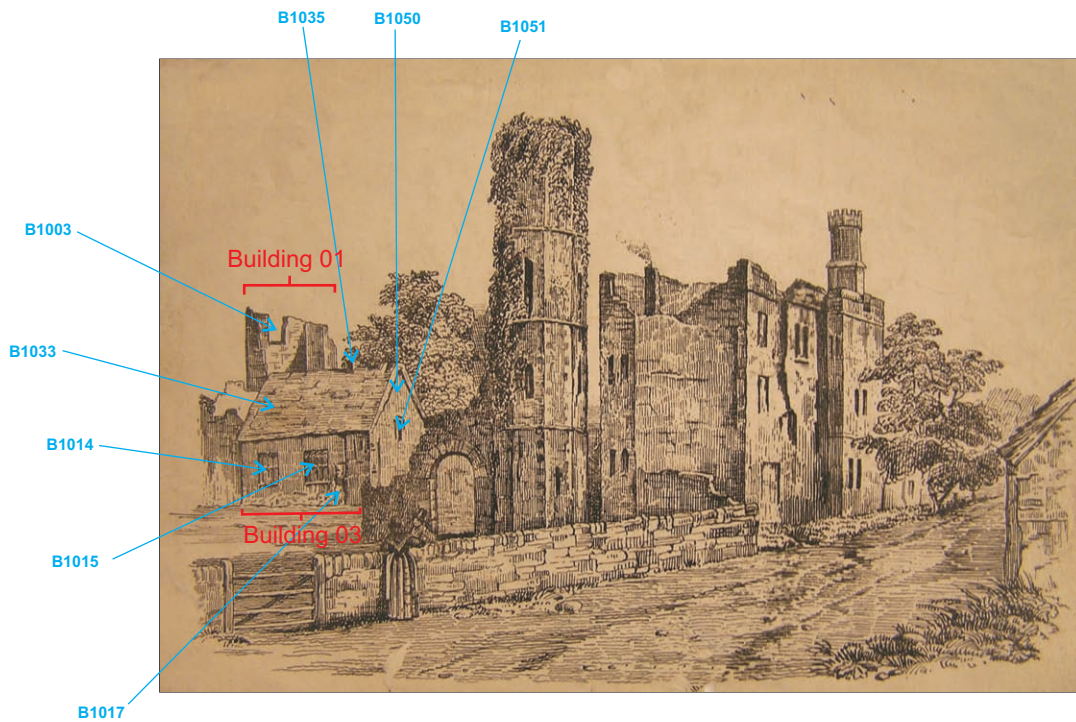
Path: S:\PROJECTS\74610 (Manor Lodge)\74611 Building Survey\Historic Image Analysis\Historic Images Gaz\Image 07.cdr



**Image 08:** H. Warren (Artist) and H. Adlard (Engraver), c. 1860 as it appeared before 1793



**Image 09:** H. Warren, painted c. 1860 as it appeared before 1793



This material is for client report only © Wessex Archaeology. No unauthorised reproduction.



Date: 05/10/10

Illustrator: L. Dawson

Path: S:\PROJECTS\74610 (Manor Lodge)\74611 Building Survey\Historic Image Analysis\Historic Images Gaz\Image 09.cdr



Image 10: E. Evans, c. 1793


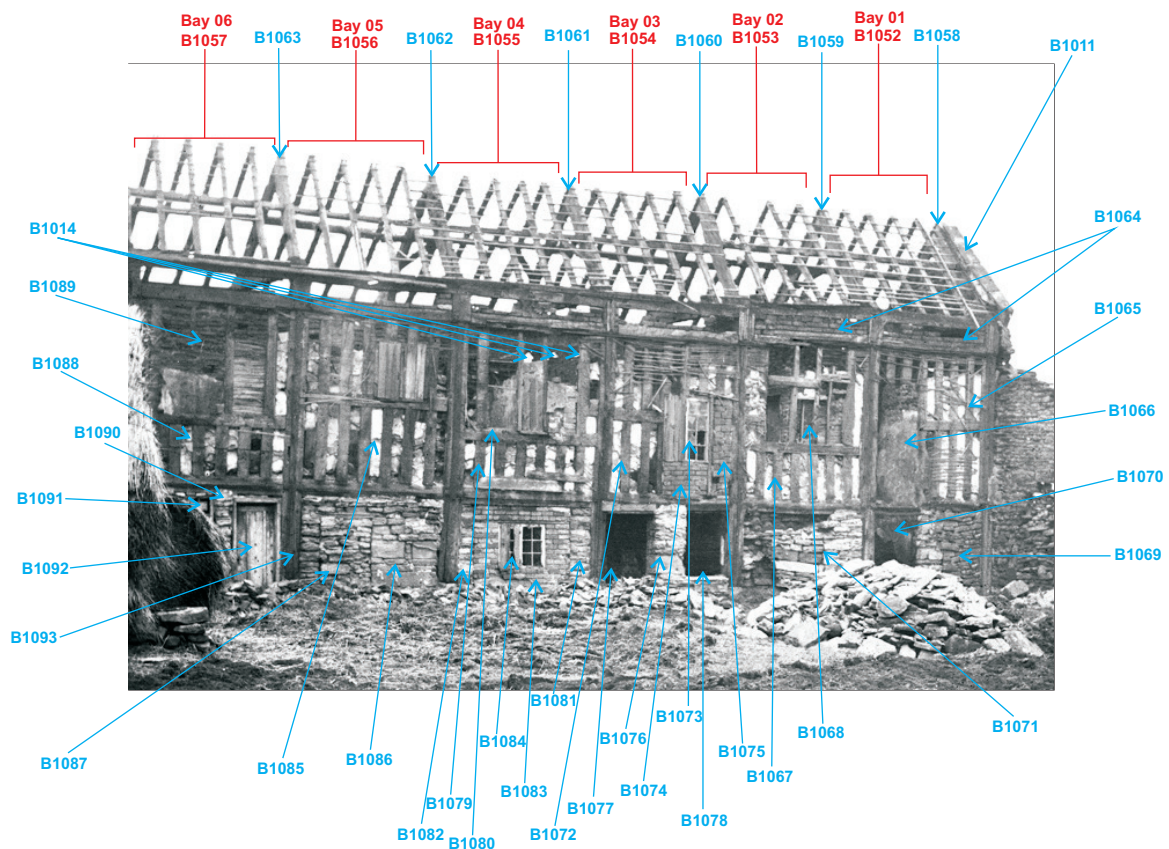




Image 11: Black and white photograph, late 19<sup>th</sup> century



This material is for client report only © Wessex Archaeology. No unauthorised reproduction.




Date: 05/10/10

Illustrator: L. Dawson

Path: S:\PROJECTS\74610 (Manor Lodge)\74611 Building Survey\Historic Image Analysis\Historic Images Gaz\Image 11.cdr



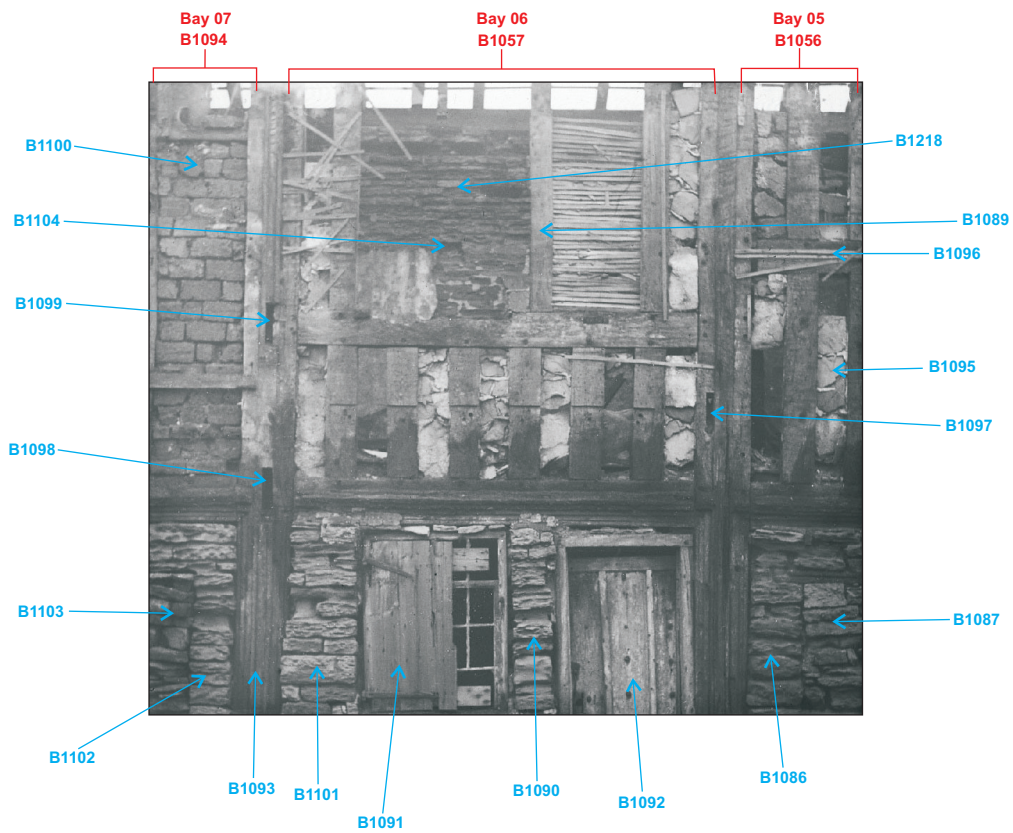
Image 12: Black & white photograph, late 19<sup>th</sup> century







**Image 13:** Black and white photograph, late 19<sup>th</sup> century



This material is for client report only © Wessex Archaeology. No unauthorised reproduction.



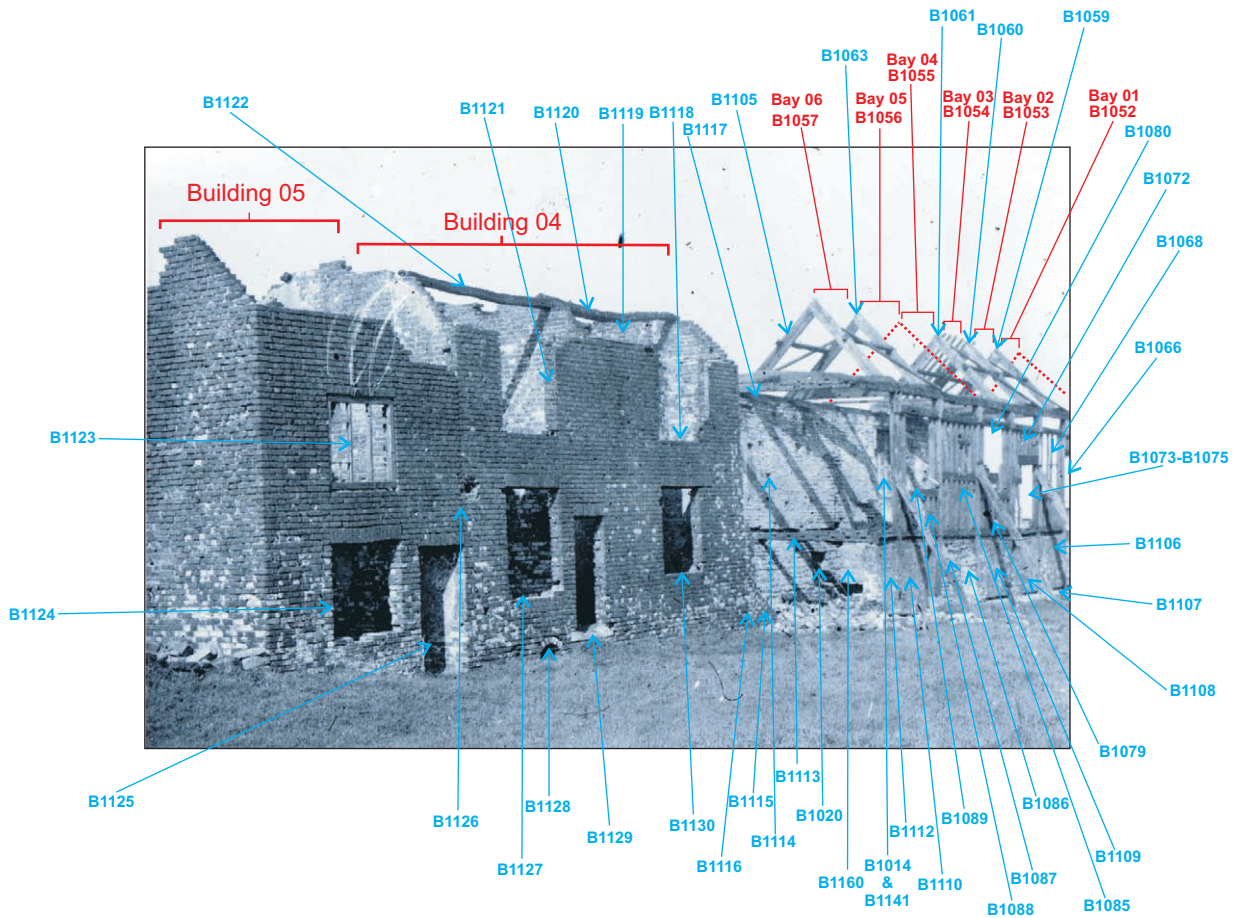
Date: 05/10/10

Illustrator: L. Dawson

Path: S:\PROJECTS\74610 (Manor Lodge)\74611 Building Survey\Historic Image Analysis\Historic Images Gaz\Image 13.cdr



**Image 14:** Black and white photograph, early 20<sup>th</sup> century

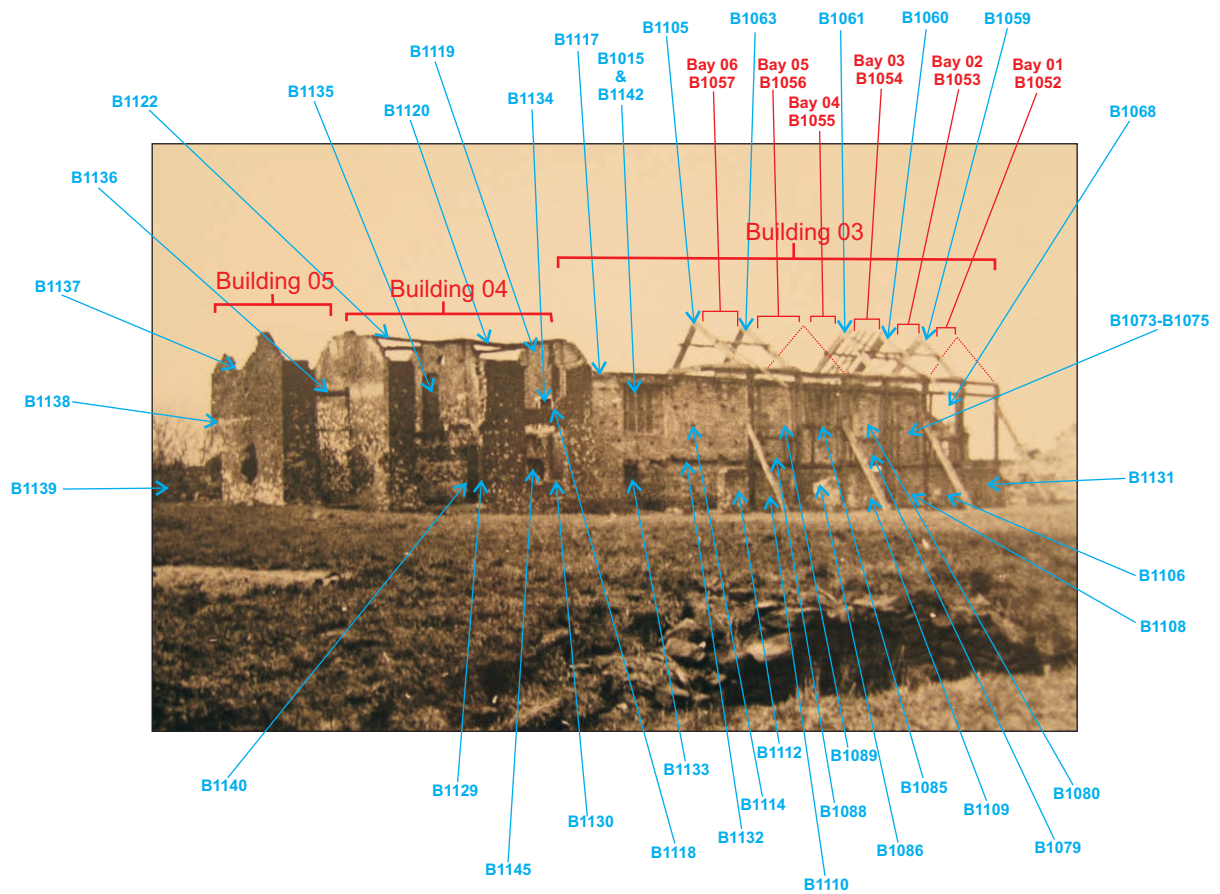


This material is for client report only © Wessex Archaeology. No unauthorised reproduction.

Date:	05/07/11	Illustrator:	L. Dawson
Path:	S:\PROJECTS\74610 (Manor Lodge)\74611 Building Survey\Historic Image Analysis\Historic Images Gaz\Image 14.cdr		



Image 15: Black and white photograph, early 20<sup>th</sup> century

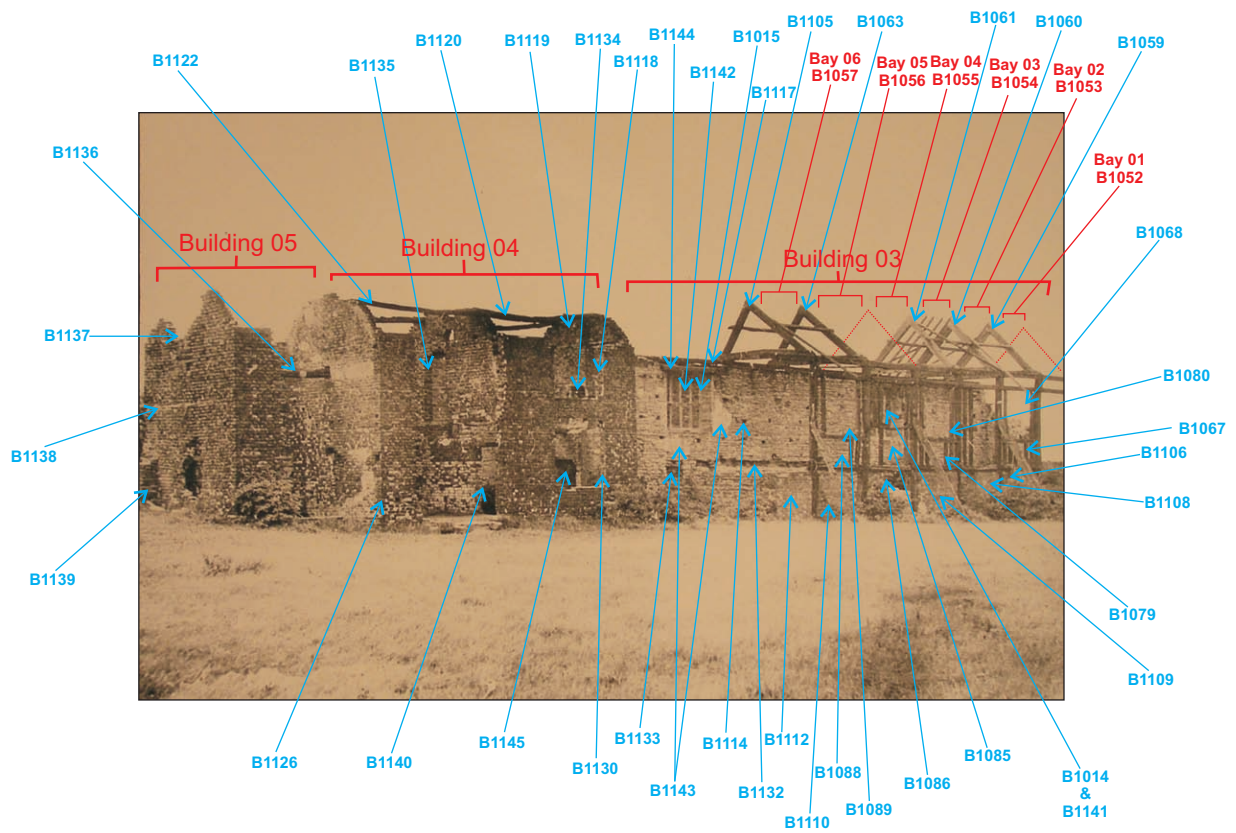


This material is for client report only © Wessex Archaeology. No unauthorised reproduction.

Date:	05/07/11	Illustrator:	L. Dawson
Path:	S:\PROJECTS\74610 (Manor Lodge)\74611 Building Survey\Historic Image Analysis\Historic Images Gaz\Image 15.cdr		



**Image 16:** Black and white photograph, early 20<sup>th</sup> century

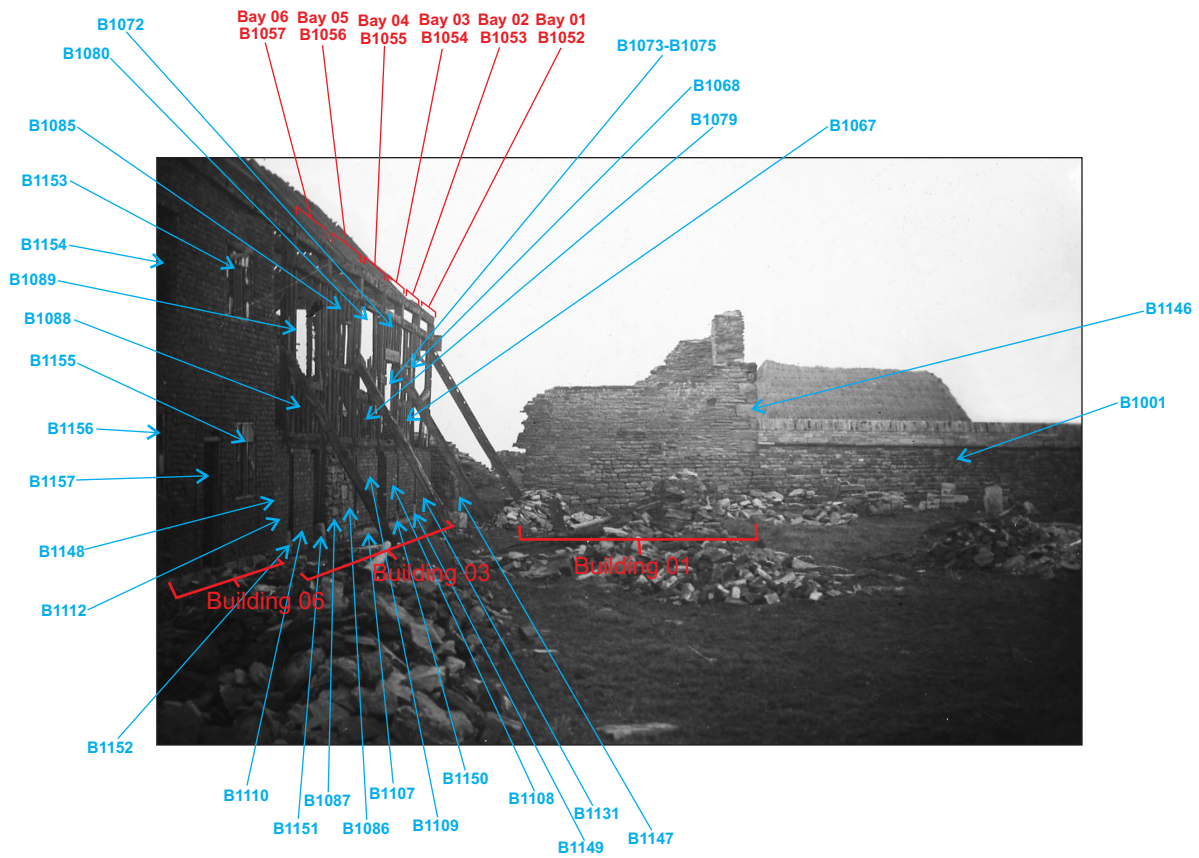


This material is for client report only © Wessex Archaeology. No unauthorised reproduction.

Date:	06/07/11	Illustrator:	L. Dawson
Path:	S:\PROJECTS\74610 (Manor Lodge)\74611 Building Survey\Historic Image Analysis\Historic Images Gaz\Image 16.cdr		



Image 17: Black and white photograph, early 20<sup>th</sup> century

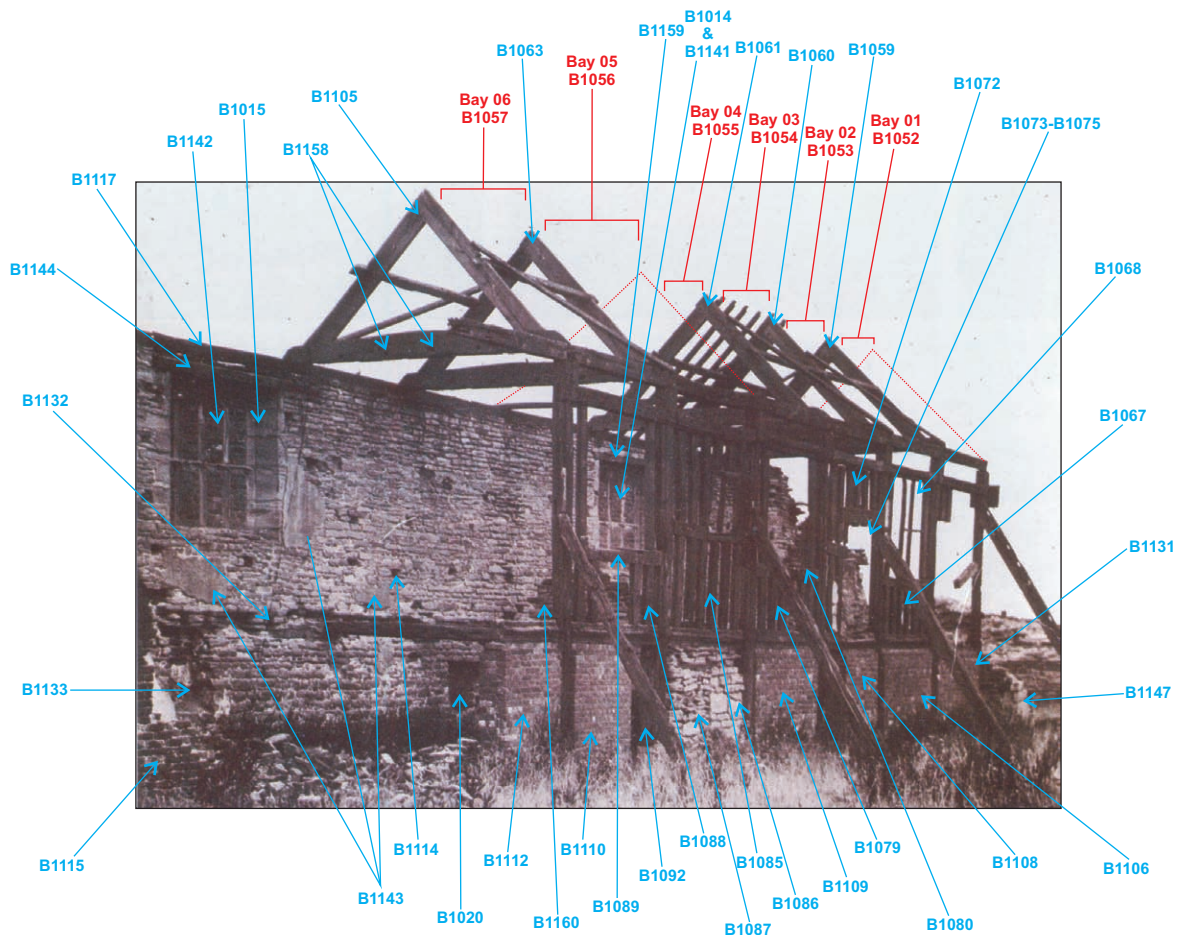


This material is for client report only © Wessex Archaeology. No unauthorised reproduction.

Date:	06/07/11	Illustrator:	L. Dawson
Path:	S:\PROJECTS\74610 (Manor Lodge)\74611 Building Survey\Historic Image Analysis\Historic Images Gaz\Image 17.cdr		



Image 18: Black and white photograph, early 20<sup>th</sup> century

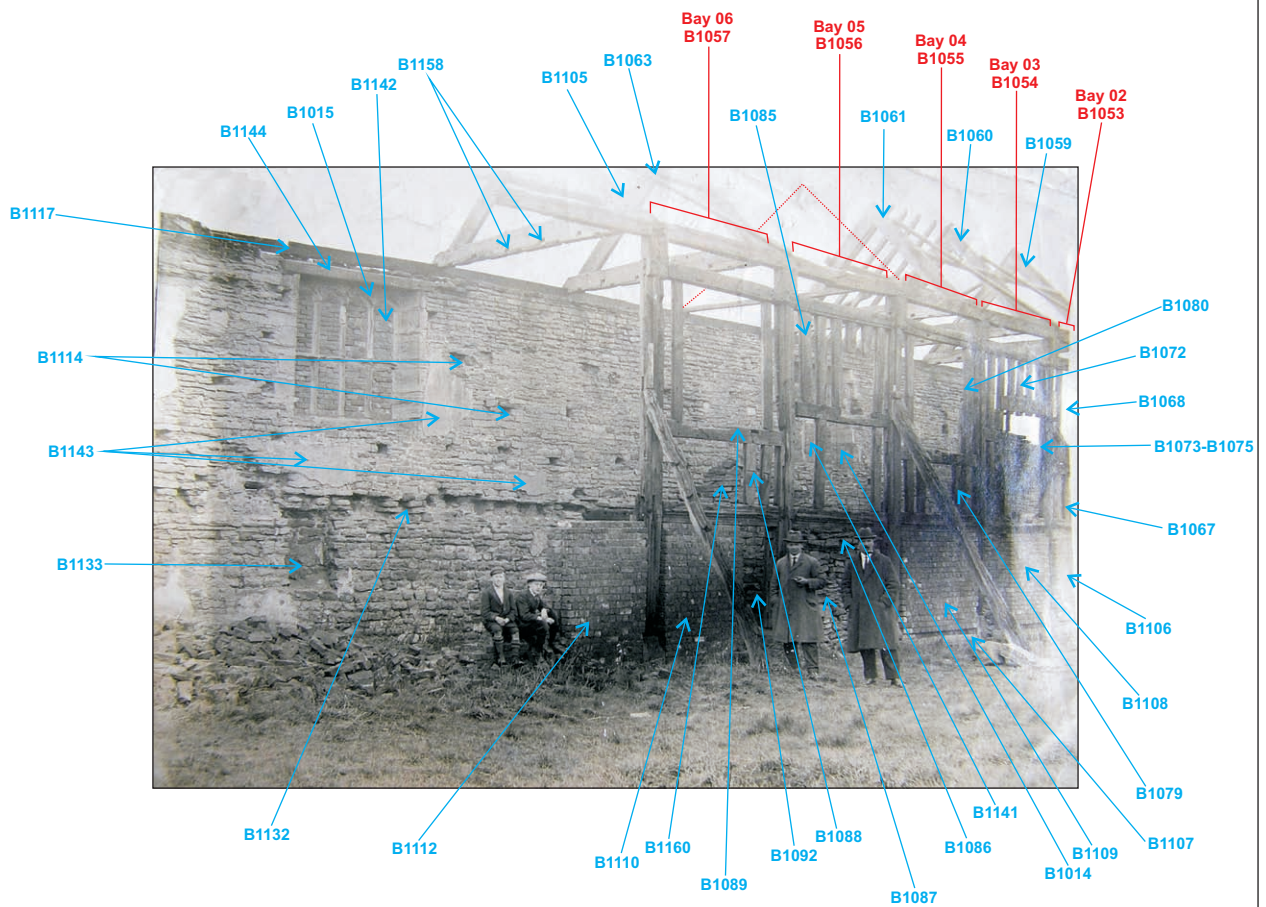


This material is for client report only © Wessex Archaeology. No unauthorised reproduction.

# Manor Lodge: Analysis of Historic Images - Wolsey Tower & Long Gallery



Image 19: Black and white photograph, early 20<sup>th</sup> century




This material is for client report only © Wessex Archaeology. No unauthorised reproduction.

# Manor Lodge: Analysis of Historic Images - Wolsey Tower & Long Gallery



**Image 20:** Black and white photograph, view from Manor Lane, late 19th century




This material is for client report only © Wessex Archaeology. No unauthorised reproduction.

Date:	07/07/11	Illustrator:	L. Dawson
Path:	S:\PROJECTS\74610 (Manor Lodge)\74611 Building Survey\Historic Image Analysis\Historic Images Gaz\Image 20.cdr		






**Image 21:** Black and white photograph, view from the Turret House, 1970





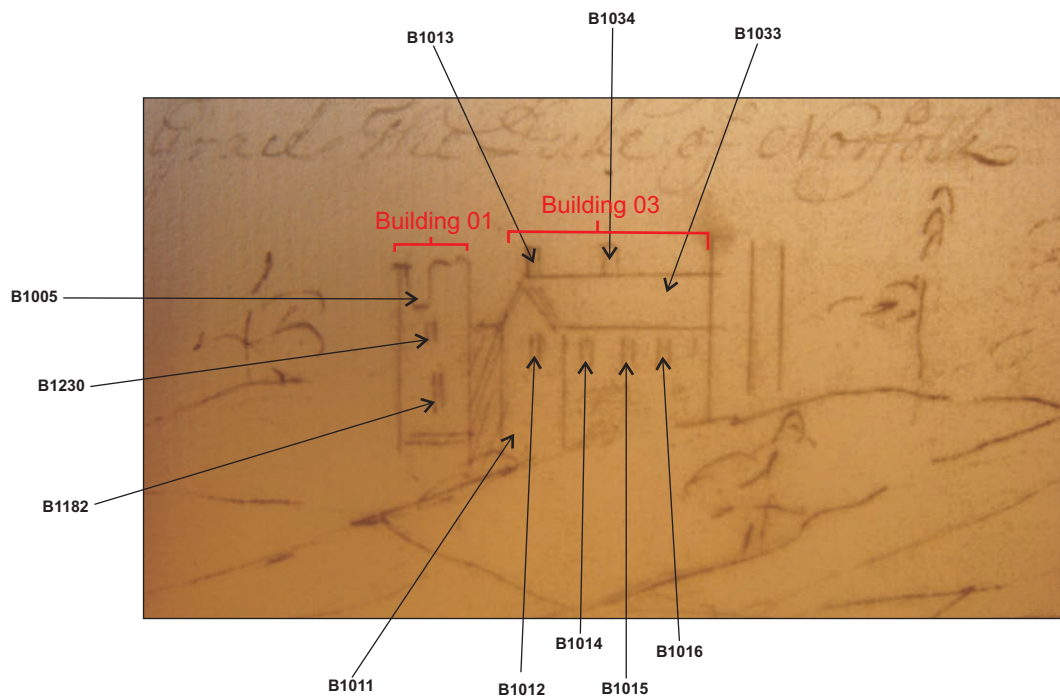
**Image 22:** Black and white photograph, 'Wolsey's Corner', late 19th century with present view



This material is for client report only © Wessex Archaeology. No unauthorised reproduction.



**Image 23:** Samuel Buck sketch, c. 1719-1723



This material is for client report only © Wessex Archaeology. No unauthorised reproduction.

Date:	07/07/11	Illustrator:	L. Dawson
Path:	S:\PROJECTS\74610 (Manor Lodge)\74611 Building Survey\Historic Image Analysis\Historic Images Gaz\Image 23.cdr		

## **APPENDIX 2**

### **EXCAVATION**

#### Context Descriptions

## Context descriptions

Trench 15		
Context	Type	Description
15001	Topsoil	Topsoil.
15002	Fill	Backfill of SCM trench.
15003	Cut	SCM trench cut.
15004	Subsoil	Subsoil, dark brown sandy loam.
15005	Structure	Wall foundation. Sandstone.
15006	Deposit	Sandy lens, possibly a result of root action.
15007	Layer	Garden soil deposit. Same as 15017, 15033
15008	Layer	Garden soil deposit.
15009	Deposit	Garden soil layer in base of SMC trench, possible trample.
15010	Cut	SCM trench cut. Same as 15003.
15011	Natural	Natural sandstone bedrock. Same as 15034.
15012	Deposit	Redeposited natural.
15013	Fill	Fill of 15014.
15014	Cut	Cut of pit in base of SCM trench.
15015	Fill	Fill of 15016. Not fully excavated.
15016	Cut	Cut of pit in base of SCM trench. Not fully excavated.
15017	Layer	Garden soil deposit. Same as 15033, 15007
15018	Tree throw	Fill of 15019.
15019	Tree throw	Cut of hedge line.
15020	Tree throw	Fill of 15021
15021	Tree throw	Cut of tree bowl.
15022	Tree throw	Fill of 15023.
15023	Tree throw	Cut of shrub/tree bowl.
15024	Deposit	Possible waste building material.
15025	Fill	Fill of linear 15026.
15026	Cut	Cut of linear feature.
15027	Tree throw	Fill of 15028.
15028	Tree throw	Cut of small shrub root feature.
15029	Structure	Wall foundation. Sandstone. Same as 15005.
15030	Structure	Sandstone floor.
15031	Cut	Rubbish pit.
15032	Cut	Rubbish pit.
15033	Layer	Garden soil. Same as 15007, 15017
15034	Natural	Sandstone bedrock. Same as 15011.
15035	Fill	Same as 15015.
15036	Deposit	Fill of small fault in natural bedrock. Same as 15033
15037	Cut	Construction cut for structure 15005, 15029, 15030.

<b>Trench 16</b>		
<b>Context</b>	<b>Type</b>	<b>Description</b>
16001	Topsoil	Topsoil.
16002	Fill	Backfill of SCM trench.
16003	Cut	SCM trench cut
16004	Fill	Light grey fine sandy loam. Frequent stones and coal. Fill of 16005.
16005	Cut	Pit
16006	Layer	Light brown-orange sandy clay with sparse sandstone.
16007	Layer	Garden soil
16008	Fill	Backfill of SCM trench.
16009	Cut	SCM trench cut.
16010	Deposit	Medium brown sandy loam. Sparse sandstone pieces. Moderate mortar, rare charcoal and coal. Deliberate backfill.
16011	Structure	Wall. Foundation. Sandstone.
16012	Cut	Cut for wall foundation.
16013	Layer	Yellowish brown sandy loam. Rare sandstone.
16014	Cut	Demolition cut.
16015	Void	Void
16016	Void	Void
16017	Structure	Floor. Sandstone.
16018	Layer	Garden soil. Same as 16007/
16019	Structure	Red brick wall.
16020	Structure	Red brick wall.
16021	Void	Void
16022	Structure	Wall. Sandstone.
16023	Structure	Red brick wall.
16024	Structure	Wall. Sandstone.
16025	Cut	Cut for insertion of red brick kiln.
16026	Structure	Wall constructed from rough limestone blocks bonded with lime mortar. Long Gallery wall.
16027	Void	Void
16028	Layer	Mid to dark brown clay loam.
16029	Structure	Sandstone blocks bonded by lime mortar. Widening of foundations for wall of Long Gallery.
16030	Deposit	Light grey brown friable sandy loam common sandstone, moderate coal and sparse mortar. Finds of glazed ceramic. Deliberate backfill
16031	Construction cut	Cut for reconstruction of Long Gallery east wall.
16032	Deposit	Dark grey to black sandy soil. Abundant coal and rare sandstone. Deliberate backfill
16033	Void	Void
16034	Fill	Medium brown sandy loam with rare sandstone, moderate mortar and rare charcoal. Demolition fill.
16035	Layer	Light brown orange sandy clay with sparse sandstone and rare brick.
16036	Void	Void
16037	Layer	Mid to dark brown clay loam. Sparse sandstone, concentrated in western part.

<b>Trench 16</b>		
<b>Context</b>	<b>Type</b>	<b>Description</b>
16038	Fill	Greyish brown sandy loam with sparse sandstone, moderate mortar and rare charcoal, coal, plaster and animal bone.
16039	Cut	Cut of pit.
16040	Layer	Yellow orange sandy loam with sparse sandstone.
16041	Cut	Cut of pit with stepped concave sides and a flattish concave base.
16042	Fill	Dark grey black silty clay with sparse charcoal.
16043	Fill	Light grey brown silty loam with rare sandstone, charcoal, coal and clay pipe.
16044	Layer	Dark grey brown clay sand with charcoal and lime inclusions. Associated with widening of foundations.
16045	Foundation	Pale yellow clay with rare sandstone and occasional red bricks. Foundation layer.
16046	Void	Void
16047	Layer	Mid reddish brown sandy silt.
16048	Foundation	Sandstone foundation made from stepped courses of sandstone. Foundation for east wall of Long Gallery.
16049	Foundation	Sandstone blocks bonded in clay with random coursing. Foundation for east wall of Long Gallery.
16050	Cut	Straight-sided posthole with concave base.
16051	Fill	Light brown sandy silt with rare sandstone and coal.
16052	Wall	Randomly coursed stone wall with brick rubble between stones.
16053	Construction cut	Cut for red brick wall.
16054	Cut	Demolition cut.
16055	Cut	Posthole with concave sides and base.
16056	Fill	Light grey silty loam with rare sandstone, coal and red brick fragments.
16057	Cut	Cut for red brick wall.
16058	Fill	Dark grey brown sandy loam. Fill of Museum of Sheffield trench.
16059	Cut	Cut for foundations.
16060	Surface	Stone flagged cellar floor, closely fitted together.
16061	Layer	Dark grey brown clay loam with moderate stone cobbles and sparse gravel.
16062	Layer	Mid brown silty clay with rare stones.
16063	Bioturbation	Animal burrow.
16064	Layer	Light orange brown silty clay.
16065	Cut	Cut of robber trench above sandstone wall 16024.
16066	deliberate backfill	Dark greyish brown sandy loam with common stones and bricks. Deliberate backfill of robber trench.
16067	Cut	Cut of robber trench above wall 16024.
16068	Layer	Mid grey brown silty loam with slight orange hue. Common inclusions of gravel, and rare inclusions of pottery.
16069	Layer	Mid grey brown silty loam with slight orange hue. Abundant sandstone and brick. Occasional kiln waste and rare pottery.
16070	Layer	Mid grey brown silty loam with slight orange hue. Abundant sandstone and brick.
16071	Wall	Section of sandstone wall.
16072	Cut	Cut of circular posthole.

<b>Trench 16</b>		
<b>Context</b>	<b>Type</b>	<b>Description</b>
16073	Fill	Fill of [16072].
16074	Surface	Irregular surface made from re-used sandstone, red brick and saggars fragments. Rudimentary surface or bottom of pile of building materials.
16075	Structure	Red brick vaulting for late 19th- to early 20th-century cellar roof.
16076	Wall	Double skin red brick wall running parallel to Long Gallery.
16077	Construction cut	Construction cut for red brick wall [16076].
16078	Layer	Mid to dark grey brown clay with occasional sandstone. Frequent fired clay with large amounts of charcoal. Possibly liner for high temperature activity.
16079	Layer	Mid orange brown sandy silt with charcoal, sparse sandstone and fragments of mottled ware.
16080	Layer	Mid grey brown sandy silt with charcoal, sparse sandstone and fragments of mottled ware.
16081	Layer	Dark orange brown sandy silt with moderate gravel.
16082	Wall	Sandstone wall west of cellar vaulting [16075].
16083	Cut	Linear cut for drain pipe [16084]. Drains from west to east, away from late dwellings.
16084	Structure	Drainpipe with circular bore.
16085	Fill	Mid orange brown sandy silt. Backfill after insertion of drainpipe 16084 in cut [16084].
16086	Layer	Mid to dark reddish brown silty clay with frequent sandstone, unburnt charcoal and red brick. Made ground.
16087	Cut	Cut associated with insertion of drain [16084].
16088	Layer	Dark brown to black layer of charcoal underlying wall [16052].
16089	Layer	Dark brown sandy loam with sparse sandstone and ceramic. Lower deposit in Museum of Sheffield excavation trench.
16090	Layer	Layer of charcoal at bottom of Museum of Sheffield excavation sondage. Contains fragments of mottled ware.
16091	Layer	Mid grey brown clay with sparse gravel.
16092	Layer	Beige clay deposited inside possible second kiln.
16093	Layer	Layer of grey ash at bottom of second possible kiln.
16094	Floor	Stone floor of possible second kiln.
16095	Construction cut	Construction cut for possible second kiln.
16096	Wall	Red brick wall with regular coursing. South wall of second possible kiln.
16097	Wall	Red brick wall with regular coursing. East wall of second possible kiln.
16098	Wall	Red brick wall with regular coursing. North wall of second possible kiln.
16099	Structure	Regularly coursed limestone capstones bonded with lime mortar.
16100	Wall	Randomly coursed limestone wall bonded with clay.
16101	Structure	Wall foundation. Limestone bonded with clay.
16102	Void	Void
16103	Deposit	Light grey brown sandy silt with moderate gravel. Dump layer
16104	Deposit	Light grey mortar with rare gravel. Dump layer
16105	Layer	Mid grey brown clay with sparse gravel.



<b>Trench 16</b>		
<b>Context</b>	<b>Type</b>	<b>Description</b>
16106	Cut	Cut through upper part of fills of sondage.
16107	Deposit	Light orange brown sandy silt with moderate gravel.
16108	Fill	Mid grey brown sandy silt with moderate gravel.
16109	Cut	Small rounded pit-like feature cut into deposit (16121)
16110	Layer	Dark red brown sandy clay with moderate gravel.
16111	Layer	Dark grey brown sandy clay with moderate gravel.
16112	Layer	Dark grey brown sandy clay with sparse gravel.
16113	Fill	Dark grey brown clay.
16114	Cut	Construction cut for Wall 16101.
16115	Deposit	Light grey brown sandy silt with moderate gravel. Demolition deposit.
16116	Cut	Linear cut of possible robber trench.
16117	Layer	Mid grey brown sandy silt with moderate gravel and some 19th century pottery.
16118	Layer	Dark grey brown sandy silt. Bedding layer for flagged stone floor [16060].
16119	Layer	Light orange brown sandy silt with sparse gravel.
16120	Layer	Orange brown silty loam with sparse mortar.
16121	Layer	Mid orange brown sandy silt with moderate gravel.
16122	Layer	Dark grey brown sandy silt with moderate gravel.
16123	Layer	Dark grey black layer of charcoal.
16124	Fill	Dark red brown sandy silt with charcoal and moderate gravel. Industrial deposit in second kiln.
16125	Wall	Irregularly-coursed wall built of limestone blocks varying in length and width between 0.5 and 1.0m. Rebuilt phase of Eastern wall of Long Gallery built prior to insertion of red brick kiln.
16126	Foundation	Structure comprised of unfaced limestone, irregularly coursed with yellow clay grouting. Possibly original foundation or wall of Long Gallery.
16127	Wall	Section of wall comprised of limestone blocks ranging in size from 10x70cm to 30x10cm. Late patching/rebuild of east wall of Long Gallery.
16128	Wall	Wall section comprised of roughly hewn limestone blocks bonded with lime mortar and occasional machine-made red bricks. Coursing irregular. Late phase of rebuilding, associated with insertion of kiln.
16129	Layer	Dark red brown sandy clay.
16130	Layer	Mid orange brown bedding layer for padstones.
16131	Fill	Fill of animal burrow
16132	Fill	DUMMY created to allow database entry of cut [16067]. This context is actually (16066): Dark greyish brown sandy loam with common stones and bricks. Deliberate backfill of robber trench.

<b>Trench 17</b>		
<b>Context</b>	<b>Type</b>	<b>Description</b>
17001	Topsoil	Topsoil, below turf, sealing all other contexts. Same as (15001), (16001), (18001).
17002	Subsoil	Subsoil to south of trench, cut to north by [17004]. Same as (17006).
17003	Deposit	Backfill of trench dug as part of the Museum of Sheffield excavations.
17004	Cut	Cut of trench dug during Museum of Sheffield excavations.
17005	Deposit	Area of burning over (17002).
17006	Deposit	Garden sub-soil, same as (17002).
17007	Natural	Bedrock.
17008	Layer	Garden soil.
17009	Layer	Garden soil.
17010	Cut	Small rectangular posthole.
17011	Fill	Brick fill of posthole [17010].
17012	Deposit	Collapse from top of wall [17016].
17013	Deposit	Deposit of burnt material over (17009).
17014	Deposit	Garden feature.
17015	Void	Void
17016	Wall	Wall of unknown use.
17017	Construction cut	Construction cut for wall [17016]
17018	Fill	Fill of tree throw.
17019	Tree throw	Tree throw.
17020	Fill	Fill of very ephemeral feature [17021].
17021	Cut	Ephemeral feature no longer visible after cleaning.
17022	Fill	Fill of posthole
17023	Cut	Posthole.
17024	Fill	Fill of pit.
17025	Cut	Sandstone pit.
17026	Fill	Fill of ditch.
17027	Cut	Ditch cut into garden soil.
17028	Fill	Fill of ditch.
17029	Cut	Ditch cut into garden soil.
17030	Fill	Fill of small ditch/gully.
17031	Cut	Cut of Small ditch/gully.
17032	Fill	Fill of posthole.
17033	Cut	Posthole.
17034	Layer	Layer overlying bedrock.
17035	Layer	Garden soil.
17036	Fill	Fill of 17037
17037	Cut	Cut for pig burial.
17038	Fill	Fill of 17038.
17039	Cut	Cut of garden feature.
17040	Void	Void

<b>Trench 17</b>		
<b>Context</b>	<b>Type</b>	<b>Description</b>
17041	Void	Void
17042	Cut	Cut of pit.
17043	Fill	Fill of pit
17044	Cut	Cut of pit.
17045	Fill	Fill of 17044
17046	Cut	Cut of ditch.
17047	Layer	Layer.
17048	Cut	Cut of ditch.
17049	Fill	Fill of ditch.
17050	Fill	Fill of ditch.
17051	Natural	Coal seam.
17052	Fill	Fill of ditch.
17053	Natural	Coal seam.
17054	Layer	Layer.
17055	Deposit	Deposit.
17056	Deposit	Deposit.
17057	Natural	Natural layer cut by coal seam.
17058	Deposit	Redeposited natural.
17059	Natural	Fill of Coal seam.
17060	Cut	Natural cut of coal seam

<b>Trench 18</b>		
<b>Context</b>	<b>Type</b>	<b>Description</b>
18001	Topsoil	Topsoil.
18002	Subsoil	Subsoil.
18003	Layer	Layer possibly associated with garden landscaping.
18004	Fill	Fill of animal burial.
18005	Cut	Cut of dog burial.
18006	Deposit	Construction waste. Dump layer
18007	Layer	Garden soil.
18008	Secondary fill	Fill of tree throw.
18009	Fill	Fill of shrub bowl.
18010	Fill	Fill of pit.
18011	Fill	Fill of area of bioturbation.
18012	Fill	Fill of area of bioturbation.
18013	Fill	Fill of tree throw.
18014	Fill	Fill of tree throw.
18015	Bioturbation	Bioturbation from hedge planting root action.
18016	Void	Void
18017	Void	Void
18018	Bioturbation	Shrub bowl.
18019	Fill	Fill of shrub bowl.

<b>Trench 18</b>		
<b>Context</b>	<b>Type</b>	<b>Description</b>
18020	Bioturbation	Shrub bowl.
18021	Tree throw	Tree throw.
18022	Void	Void
18023	Cut	Bioturbation from hedge root action.
18024	Tree throw	Tree throw.
18025	Bioturbation	Shrub bowl.
18026	Void	Void
18027	Pit	Pit of unknown use.
18028	Layer	Garden soil.
18029	Animal burial	Cut of animal burial.
18030	Fill	Fill of animal burial.
18031	Fill	Fill of shrub bowl
18032	Bioturbation	19th Century shrub bowl.
18033	Fill	Fill of 19th Century shrub bowl.
18034	Cut	Posthole.
18035	Fill	Fill of posthole.
18036	Layer	Garden soil.
18037	Cut	Stakehole.
18038	Fill	Fill of stakehole.
18039	Cut	Stakehole.
18040	Fill	Fill of stakehole.
18041	Cut	Stakehole.
18042	Fill	Fill of stakehole.
18043	Cut	Stakehole.
18044	Fill	Fill of stakehole.
18045	Cut	Stakehole.
18046	Fill	Fill of stakehole.
18047	Cut	Stakehole.
18048	Fill	Fill of stakehole.
18049	Cut	Stakehole.
18050	Fill	Fill of stakehole.
18051	Cut	Stakehole.
18052	Fill	Fill of stakehole.
18053	Cut	Stakehole.
18054	Fill	Fill of stakehole.
18055	Cut	Stakehole.
18056	Fill	Fill of stakehole.
18057	Cut	Stakehole.
18058	Fill	Fill of stakehole.
18059	Cut	Stakehole.
18060	Fill	Fill of stakehole.
18061	Cut	Stakehole.
18062	Fill	Fill of stakehole.
18063	Cut	Stakehole.

<b>Trench 18</b>		
<b>Context</b>	<b>Type</b>	<b>Description</b>
18064	Fill	Fill of stakehole.
18065	Cut	Stakehole.
18066	Fill	Fill of stakehole.
18067	Layer	Layer of sandy silt loam
18068	Layer	Layer of sandy clay
18069	Fill	Fill of ditch.
18070	Layer	Layer.
18071	Cut	Cut of ditch.
18072	Layer	Layer.
18073	Cut	Possible refuse pit.
18074	Fill	Fill of possible refuse pit.
18075	Fill	Fill of possible refuse pit.
18076	Cut	Posthole.
18077	Fill	Fill of posthole, caused by erosion.
18078	Layer	Levelling/landscaping deposit.
18079	Tree throw	Tree throw.
18080	Fill	Fill of tree throw.
18081	Layer	Landscaping/levelling layer.
18082	Layer	Natural layer of dirty coal.
18083	Deposit	Burnt deposit associated with removal of tree.
18084	Deposit	Burnt deposit.

## **APPENDIX 3**

### **POTTERY**

*Dr Chris Cumberpatch*

Tables 1 - 21

**Table 1** Summary of quantities of pottery from Sheffield Manor Lodge 2010

	Number	Weight (g)	ENV
Tr 15	2434	17683	2362
Tr 15 X-Context joins	13	117	5
Tr 15 Pot discs	4	61	4
Tr 16	3070	18630	2930
Tr 16 Pot discs	3	43	3
Tr 17	2570	13828	2527
Tr 17 Pot discs	10	149	10
Tr 18	3819	23883	3770
Tr 18 Pot discs	10	112	10
Backfill & U/S (all trenches)	2082	21261	2004
<b>Total</b>	<b>14015</b>	<b>95767</b>	<b>13625</b>

**Table 2** Pottery from Trench 15

Context	Type	No	Wt	ENV	Part	Form	Decoration	Date range	Notes
15001	?Creamware	1	4	1	Rim	Plate	U/Dec	c.1740 – c.1820	Secondarily burnt
15001	?Mottled ware	1	7	1	Rim	Dish	?Slip int	C18th	Fired but unfinished sherd w/ possible slip int but no glaze
15001	?Mottled ware	3	11	3	Handle, rim & BS	Hollow ware	Overfired glaze	C18th	Heavily overfired blistered glaze int & ext
15001	?Pearlware	4	5	4	BS	Various	U/Dec	LC18th – EC19th	
15001	?Pearlware	2	23	1	Rim	Plate	Moulded daisy pattern	?c.1780 – c.1840	Slight bluing
15001	?Pearlware	22	50	22	BS	Hollow ware	U/Dec	c.1780 – c.1840	Could be Whiteware
15001	?Pearlware	1	2	1	BS	Flatware	Hand painted blue curvilinear design int	?c.1780 – c.1840	
15001	?Pearlware	1	2	1	BS	Hollow ware	Relief moulded pattern ext w/ yellow & pale green glaze ext	LC18th – EC19th	
15001	?Pearlware	1	2	1	Rim	Cup/bowl	Pale green lines int & ext; floral	c.1780 – c.1840	

Context	Type	No	Wt	ENV	Part	Form	Decoration	Date range	Notes
							design in green & orange pattern ext		
15001	?Pearlware	13	30	13	BS	Flatware	U/Dec	c.1780 – c.1840	Crazed & discoloured
15001	?Pearlware	2	11	2	Flat base	Dish	U/Dec	c.1780 – c.1840	Crazed & discoloured
15001	?Pearlware	1	15	1	Footring base	Plate	U/Dec	c.1780 – c.1840	Crazed & discoloured
15001	?Pearlware	2	6	2	BS & flake	Plate	U/Dec	c.1780 – c.1840	Crazed & discoloured
15001	?Pearlware	1	9	1	Rim	Bowl	U/Dec	c.1780 – c.1840	
15001	?TP Whiteware	1	2	1	BS/flake	U/ID	U/ID; surfaces extensively flaked	M – LC19th	
15001	?TP Whiteware	1	3	1	BS	Plate	Willow border	?M – LC19th	Heavily burnt & discoloured
15001	?Whiteware	1	2	1	Rim	Bowl	U/Dec	C19th	Could be pale Creamware
15001	?Whiteware	3	7	3	BS	Hollow ware	Hand painted designs ext; two yellow & brown, one red & green	M – LC19th	
15001	?Whiteware	2	7	2	BS	?Flatware	U/Dec	?M – LC19th	Heavily burnt & discoloured
15001	Banded Creamware	1	1	1	BS	Mug	Rilled band w/ pale green paint; mottled bands on body	c.1740 – c.1820	
15001	Banded ware	4	7	4	BS	Hollow ware	Blue & brown lines ext	C19th	
15001	Banded ware	1	1	1	BS	Hollow ware	White slip lines ext	C19th	Fine Redware body
15001	Banded ware	1	2	1	BS	Hollow ware	White slip int, white slip lines ext	C19th	
15001	Banded ware	1	7	1	BS & handle	Cup	Thin blue line ext	MC19th – EC20th	
15001	Banded ware	1	3	1	Rim	Bowl	Grey-green band & black lines ext	C19th	
15001	Banded ware	1	1	1	BS	Hollow ware	Rilled band w/ blue paint ext	LC18th – C19th	
15001	Banded ware	1	1	1	BS	Hollow ware	Brown & cane coloured bands ext	C19th	
15001	Banded ware	1	4	1	Recessed base	Mug/jug	Thin black 'inlaid' lines ext	C19th	
15001	Banded ware	1	3	1	BS & handle stump	Mug/jug	Thin black & red 'inlaid' slip lines ext	M – LC19th	
15001	Banded ware	1	1	1	Rim	Plate	Green band & narrow red lines inside rim	C19th	
15001	BGCW	8	67	8	BS	Pancheon/bowl	Black glaze int	C18th – C19th	
15001	BGCW	1	15	1	Rim	Pancheon	Brown glaze int only	C18th - C19th	Square section rim
15001	BGCW	3	262	2	Base	Jar	Brown glaze int only	C18th – C19th	
15001	BGCW	3	270	3	Base	Pancheon	Brown glaze int only	C18th – C19th	One heavily pitted & abraded
15001	BGCW	1	85	1	Rim	Dish/bowl	Brown glaze int	C18th – C19th	
15001	BGCW	3	153	3	Rim	Pancheon	Brown glaze int; round rim	C18th – C19th	Flaked & chipped



Context	Type	No	Wt	ENV	Part	Form	Decoration	Date range	Notes
15001	BGCW	1	82	1	Rim	Pancheon	Brown glaze int only; sharply everted round rim	C18th – C19th	Flaked & chipped
15001	BGCW	1	105	1	Rim	Pancheon	Triangular rim; brown glaze int only	C18th – C19th	
15001	BGCW	1	51	1	Rim	Pancheon	Brown glaze int; square-sectioned rim	C18th – C19th	
15001	BGCW	1	89	1	Rim	Pancheon	Brown glaze int; triangular section rim	C18th – C19th	Fired inverted
15001	BGCW	40	619	40	Base & BS	Pancheon	Brown glaze int only	C18th – C19th	Various orange fabrics
15001	BGCW	17	141	17	BS	Hollow ware	Brown and mottled ware int & ext	C18th – C19th	Various orange fabrics
15001	BGCW	2	24	2	BS & handle stump	Hollow ware	Brown glaze int & ext	C18th – C19th	Soft orange fabrics
15001	BGCW	1	23	1	Handle	Hollow ware	Brown glazed strap handle	C18th – C19th	Hard dull orange fabric
15001	Blue Banded ware	5	9	5	Rim	Bowl	Blue bands below rim	C19th	
15001	Blue Banded ware	3	5	3	BS	Hollow ware	Blue bands & lines ext	C19th	
15001	Blue Banded ware	7	23	7	BS	Hollow ware	Blue bands & lines ext	C19th	
15001	Bone China	1	2	1	BS	Hollow ware	Sprigged rose design ext	MC19th – EC20th	
15001	Bone China	2	6	2	BS	Hollow ware	U/Dec	C19th	
15001	Bone China	1	1	1	Rim	Bowl	Hand painted design int only	c.1780 – c.1840	
15001	Bone China	1	8	1	Rim	Saucer	Thin overglaze line int	C19th	
15001	Bone China	5	8	5	BS	U/ID	U/Dec	C19th	
15001	Bone China	1	7	1	Ring foot base	Saucer	Traces of overglaze printed design	C19th	
15001	Bone China	1	5	1	Ring foot base	Small plate	Blue sprigged design int	C19th	
15001	Bone China	1	4	1	Recessed base	Hollow ware	Part of gold printed overglaze ext	C19th	Possibly a souvenir or ornament
15001	Bone China	1	3	1	Rim	Cup	U/Dec	C19th	
15001	Bone China	1	1	1	BS	Flatware	U/Dec	C19th	
15001	Bone China	1	3	1	Rim	Plate	Moulded fluting int; red line on rim	C19th	
15001	Bone China	1	1	1	BS	Flatware	Pale blue TP design	C19th	
15001	Bone China	1	13	1	Footed base	Hollow ware	White glaze int	C19th	
15001	BSGSW	11	41	11	BS	Hollow ware	U/Dec	C19th	One sherd w/ glaze over broken edge
15001	BSGSW	5	21	5	Rim	Pie dish	U/Dec	C19th	
15001	BSGSW	1	12	1	Rim	Bowl	U/Dec	C19th	Folded clubbed rim
15001	BSGSW	4	12	4	Rim	Bowl	U/Dec	C19th	
15001	BSGSW	2	7	2	BS	Hollow ware	Single impressed line ext	C19th	

Context	Type	No	Wt	ENV	Part	Form	Decoration	Date range	Notes
15001	BSGSW	2	24	2	Base	Hollow ware	U/Dec	C19th	
15001	BSGSW	7	34	7	BS	Hollow ware	Stamped & rouletted patterns ext; green glaze int	C19th	
15001	BSGSW	6	29	6	BS	Hollow ware	Brown ext, green int	C19th	
15001	BSGSW	1	4	1	BS	Hollow ware	Green ext, brown int	C19th	
15001	BSGSW	1	4	1	Ring foot base	Hollow ware	U/Dec	C19th	Angular ring foot base
15001	BSGSW	13	50	13	BS	Hollow ware	U/Dec	C18th – C19th	
15001	BSGSW	6	30	6	BS	Hollow ware	Incised lines ext	LC18th – C19th	
15001	BSGSW	9	107	9	BS	Hollow ware	Brown ext, green int	C19th	
15001	BSGSW	3	12	3	Rim & BS	Bottle	U/Dec	C19th	
15001	BSGSW	6	128	3	Rim & BS	Bowl	Stamped & rouletted pattern ext; clubbed rim	C19th	Brown ext, dull buff int
15001	BSGSW	3	83	3	Rim	Bowl	Brown ext, pale green int	C19th	Clubbed rim
15001	BSGSW	1	44	1	Handle	Jar	Ridged lateral or horizontal handle	C19th	
15001	BSGSW	1	16	1	Rim	Lid	Flanged teapot or coffee pot lid	LC18th – C19th	
15001	BSGSW	3	80	3	Footed base	Bowl	U/Dec	C19th	
15001	BSGSW	1	15	1	Flat base	Bowl	Brown ext, grey int	C19th	
15001	BSGSW	1	38	1	Base	Bottle	U/Dec	C19th – EC20th	Heavily secondarily burnt
15001	BSGSW	1	32	1	Rim	Dish	U/Dec	C19th	Wide everted rim
15001	BSGSW	11	190	11	BS	Hollow ware	Stamped and rouletted designs ext	C19th	
15001	BSGSW	5	29	5	Rim	Dish	Wide everted rim	C19th	Wide everted rim
15001	BSGSW	2	16	1	Rim	Dish	Thick, wide everted rim	C19th	
15001	BSGSW	1	12	1	Rim	Hollow ware	Incised line ext	C19th	
15001	BSGSW	1	3	1	Rim	Bowl	Clubbed rim & incised lines ext	C19th	
15001	BSGSW	1	2	1	Rim	Bowl	U/Dec; everted rim	LC18th – C19th	Everted rim
15001	BSGSW	1	1	1	Rim	Bowl	U/Dec	LC18th – C19th	Plain rim
15001	BSGSW	1	27	1	Shoulder	Jar	U/Dec	C19th	
15001	Cane Coloured ware	3	7	3	BS	Hollow ware	U/Dec	C19th	
15001	Cane Coloured ware	1	5	1	BS	Flatware	U/Dec	C19th	
15001	Cane Coloured ware	1	5	1	Rim	Bowl	U/Dec	C19th	Everted rim
15001	Cane Coloured ware	1	1	1	Rim	Hollow ware	U/Dec	C19th	
15001	Cane Coloured	2	15	1	Ring foot base	Bowl	U/Dec	C19th	Round ring foot base

Context	Type	No	Wt	ENV	Part	Form	Decoration	Date range	Notes
	ware								
15001	Cane Coloured ware	2	15	1	Footed base	Mug	U/Dec	C19th	Straight-sided vessel
15001	Cane Coloured ware	1	9	1	Ring foot base	Bowl	U/Dec	C19th	
15001	Cane Coloured ware	7	26	7	BS	Hollow ware	U/Dec	C19th	
15001	Cane Coloured ware	1	5	1	Rim	Dish	U/Dec	C19th	
15001	Cane Coloured ware	1	5	1	BS	Hollow ware	Part of brown band ext	C19th	
15001	Cane Coloured ware	1	2	1	Ring foot base	Hollow ware	U/Dec	C19th	
15001	Cane Coloured ware	1	2	1	BS	Hollow ware	Part of moulded handle terminal	C19th	
15001	Cane Coloured ware	1	2	1	?Rim	?Pie dish	U/Dec	C19th	
15001	Coarse Blackware	10	89	10	BS	Hollow ware	Black glaze int & ext	C18th	Hard, dense dark red fabric
15001	Colour Glazed ware	1	11	1	Handle	Teapot	Moulded handle w/ mottled brown glaze	C19th	
15001	Colour Glazed ware	1	22	1	BS	?Teapot	Mottled brown glaze int & ext	C19th	
15001	Creamware	22	32	22	BS & flakes	Flatware	U/Dec	c.1740 – c.1820	Shattered and flakes body sherds
15001	Creamware	1	3	1	Ring foot base	Bowl	U/Dec	c.1740 – c.1820	Angular ring foot base
15001	Creamware	1	1	1	Recessed base	Plate	U/Dec	c.1740 – c.1820	
15001	Creamware	1	2	1	Ring foot base	?Bowl	U/Dec	c.1740 – c.1820	
15001	Creamware	2	2	2	Rim	Cup/bowl	U/Dec	c.1740 – c.1820	
15001	Creamware	2	2	2	BS	Hollow ware	U/Dec	c.1740 – c.1820	
15001	Creamware	1	1	1	BS	Bowl	Red painted design floral int	c.1740 – c.1820	
15001	Creamware	2	15	2	Ring foot base	Bowl	U/Dec	c.1780 – c.1840	Angular ring foot bases
15001	Creamware	1	4	1	Ring foot base	Cup/bowl	U/Dec	c.1740 – c.1820	Angular ring foot base
15001	Creamware	1	2	1	Ring foot base	Cup/bowl	U/Dec	c.1740 – c.1820	Round ring foot base
15001	Creamware	5	13	5	Footring base	Plate	U/Dec	c.1740 – c.1820	
15001	Creamware	1	2	1	Recessed base	Plate	U/Dec	c.1740 – c.1820	
15001	Creamware	1	3	1	BS	Hollow ware	U/Dec	c.1740 – c.1820	Lobate form
15001	Creamware	1	3	1	Rim	Bowl	U/Dec	c.1780 – c.1840	Everted rim
15001	Creamware	3	11	3	BS	Plate	U/Dec	c.1740 – c.1820	

Context	Type	No	Wt	ENV	Part	Form	Decoration	Date range	Notes
15001	Creamware	8	33	8	Rim	Plate	U/Dec	c.1740 – c.1820	
15001	Creamware	25	55	25	BS	Hollow ware	U/Dec	c.1740 – c.1820	
15001	Creamware	16	33	16	BS	Flatware	U/Dec	c.1740 – c.1820	
15001	Creamware	1	8	1	Base	Hollow ware	U/Dec	c.1740 – c.1820	
15001	Creamware	1	1	1	Rim	Cup/bowl	Red painted band & U/ID design ext	c.1740 – c.1820	
15001	Edged ware	2	2	2	Rim	Plate	Wavy moulded edge w/ blue paint	EC19th	
15001	Edged ware	2	6	2	Rim	Plate	Plain edge w/ blue paint	E – MC19th	
15001	Edged ware	2	5	2	Rim	Plate	Finely moulded 'Grass' pattern w/ blue paint & wavy edge	LC18th – EC19th	
15001	Edged ware	1	7	1	Rim	Plate	Plain rim w/ blue feather-edged paint	E-MC19th	
15001	Edged ware	1	3	1	Rim	Plate	Low relief 'Grass' pattern & blue paint	E-MC19th	
15001	Edged ware	1	4	1	Rim	Plate	Wavy moulded edge w/ green paint	EC19th	Heavily burnt
15001	Jet ware	1	8	1	Rim	Lid	Moulded pattern on top of lid	M – LC19th	
15001	Late Blackware	1	12	1	Base	Hollow ware	Footed base; black glaze int & partially ext	C18th	
15001	Late Blackware	16	41	16	BS	Hollow ware	Black glaze int & partially ext	C18th	
15001	Late Blackware	3	8	3	Rim	Hollow ware	Black glaze int & ext	C18th	Slightly everted rim
15001	Late Blackware	1	1	1	Handle	Hollow ware	Black glaze	C18th	
15001	Late Blackware	45	214	45	BS	Hollow ware	Black glaze int & ext, some partially ext	C18th	Hard, fine red to dark orange body
15001	Late Blackware	1	10	1	Rim	Bottle/costrel	Black glaze int & ext	C18th	
15001	Late Blackware	3	35	3	BS & handle	Hollow ware	Black glaze int & ext	C18th	
15001	Late Blackware	1	4	1	Rim	Bowl	Dark glaze int & ext	C18th	Sharply everted, flat topped rim
15001	Late Blackware	1	7	1	Rim	Bowl	Dark glaze int & ext	C18th	Everted, slightly overhanging rim
15001	Late Blackware	1	3	1	Rim	Hollow ware	Black glaze int & ext	C18th	Everted rim
15001	Late Blackware	1	1	1	Rim	Hollow ware	Black glaze int & ext	C18th	Slightly everted rim
15001	Late Blackware	1	2	1	Rim	Hollow ware	Black glaze int & ext	C18th	Plain rim; ?narrow diameter rim
15001	Late Blackware	2	32	2	Footed base	Porringer	Black glaze int & ext	C18th	Fine dark red fabric
15001	Late Blackware	1	12	1	Footed base	Hollow ware	Blistered black glaze int	C18th	
15001	Late Blackware	1	4	1	Rim	Hollow ware	Black glaze int & ext	C18th	Plain rounded rim; fine dark orange fabric
15001	Late Blackware type	2	6	2	Rim	Hollow ware	Dark, slightly mottled brown glaze	C18th	Slightly everted rim

Context	Type	No	Wt	ENV	Part	Form	Decoration	Date range	Notes
15001	Late Blackware type	2	36	2	Footed base	Porringer	Black glaze int & ext	C18th	Bright orange fabric
15001	Late Blackware type	1	4	1	Rim/flake	Hollow ware	Black glaze on top of rim only	C18th	Flaked
15001	Late Blackware type	1	15	1	Footed base	Hollow ware	Brown glaze int only	C18th – EC19th	Could be a finer BGFW
15001	Late Blackware type	1	6	1	Rim	Dish	Brown glaze int	C18th	Flaked; light orange fabric
15001	Lustre ware	1	2	1	BS	Hollow ware	Silver lustre on black glaze ext	C19th	Fine red fabric
15001	Mottled Coarseware	3	16	3	BS	Hollow ware	Dark mottled glaze int & ext	C18th	Orange fabric cf BGFW
15001	Mottled Coarseware	1	12	1	BS	Hollow ware	MGIE	C18th	
15001	Mottled Coarseware	1	16	1	BS	Hollow ware	MGI & partially ext	C18th	Orange fabric but probably a variant on the standard type
15001	Mottled Coarseware	1	10	1	BS	Hollow ware	MGIE	C18th	Dark orange fabric
15001	Mottled Coarseware	1	3	1	BS	Hollow ware	Mottled glaze int & ext	C18th	
15001	MW 1	6	5	6	BS	Hollow ware	Mottled glaze int & ext	C18th	
15001	MW 1	1	2	1	Rim	Mug	Mottled glaze	C18th	Narrow strap handle
15001	MW 1	1	1	1	BS	Hollow ware	Mottled glaze int & ext, rilled band	C18th	
15001	MW 1	1	1	1	Rim	Hollow ware	Mottled glaze int & ext	C18th	
15001	MW type	1	8	1	BS & handle	Mug	Very dark mottled glaze int & ext	C18th	
15001	MW type	1	6	1	BS	Hollow ware	Very dark brown glaze ext, light mottling int	C18th	
15001	MW type	1	7	1	BS	Hollow ware	Mottling int & ext	C18th	Fine dark red fabric; not the normal light buff
15001	MW type	1	5	1	Base	Hollow ware	Mottled glaze int only; rilled ext	C18th	Odd white fabric
15001	MW1	2	13	2	Footed base	Porringer	MGIE	C18th	
15001	MW1	1	8	1	Footring base	Plate	Misfired mottled glaze int	C18th	Turned footring
15001	MW1	2	2	2	BS	Hollow ware	MGIE	C18th	
15001	MW1	2	12	2	BS	Mug/tankard	One dark MGIE, one light MGIE; wide rilled band ext	C18th	
15001	MW1	2	3	2	BS	Mug/tankard	Rilled band ext	C18th	
15001	MW1	10	30	10	BS	Hollow ware	MGIE	C18th	
15001	MW1	1	4	1	BS & handle stump	Mug/tankard	MGIE	C18th	
15001	MW1	2	5	2	Rim	Mug/tankard	MGIE	C18th	
15001	MW1	1	2	1	BS	Hollow ware	MGIE	C18th	
15001	MW1	1	4	1	BS	Hollow ware	MGI	C18th	
15001	MW1	1	6	1	Base/waster	Hollow ware	Dark MGIE	C18th	
15001	MW1 type	1	30	1	Flat base	Flatware	MGI only	C18th	Whiter fabric than normal but w/in standard range

Context	Type	No	Wt	ENV	Part	Form	Decoration	Date range	Notes
15001	MW1 type	1	35	1	Flat base	Flatware	Misfired glaze int only	C18th	Dark buff fabric
15001	MW1 type	3	5	3	BS	Hollow ware	MGIE	C18th	
15001	MW2	1	13	1	Base	Mug/tankard	Misfired glaze int & ext; wide rilling above base	C18th	
15001	Pearlware	1	5	1	Ring foot base	Dish/bowl	Hand painted U/ID design int	c.1780 – c.1840	
15001	Pearlware	1	1	1	BS	Hollow ware	Hand painted floral design ext	c.1780 - c.1840	
15001	Pearlware	1	1	1	BS	Flatware	Hand painted blue design int	c.1780 – c.1840	
15001	Pearlware	1	1	1	BS	Flatware	Hand painted blue design int	c.1780 – c.1840	
15001	Pearlware	4	12	4	BS	Hollow ware	U/Dec	c.1780 – c.1840	
15001	Pearlware	1	2	1	Footring base	Bowl	Hand painted blue floral design int	c.1780 – c.1840	Angular ring foot base
15001	Pearlware	1	3	1	Recessed base	Hollow ware	U/Dec	c.1780 – c.1840	
15001	Pearlware	1	2	1	Rim	Hollow ware	Orange painted plain rim	c.1780 – c.1840	
15001	Pearlware	1	1	1	Footring base	Plate	U/ID	c.1780 – c.1840	Internal surface removed
15001	Pearlware	1	2	1	Ring foot base	Cup/bowl	U/Dec	c.1780 – c.1840	Round ring foot base
15001	Pearlware	1	1	1	Rim	Hollow ware	U/ID	c.1780 – c.1840	Flaked surfaces
15001	Pearlware	1	1	1	Rim	Dish	Hand painted design int	c.1780 – c.1840	
15001	Pearlware	1	2	1	BS	Bowl	Hand painted blue, orange & brown linear design int	c.1780 – c.1840	
15001	Pearlware	1	3	1	BS	Dish	Yellow band w/ thin brown line & stylised leaf & tendril design on band	c.1780 – c.1840	Similar sherds in other contexts
15001	Pearlware	1	1	1	BS	Flatware	Blue & orange radiating design	LC18th – EC19th	
15001	Pearlware	1	1	1	BS	Hollow ware	Brown & black tendril & dot design ext	LC18th – EC19th	
15001	Pearlware	2	5	2	Footring base	Bowl	U/Dec	c.1780 – c.1840	
15001	Pearlware	1	6	1	BS & handle stump	Hollow ware	U/Dec	c.1780 – c.1840	
15001	Pearlware	1	1	1	Rim	Hollow ware	U/Dec	c.1780 – c.1840	
15001	Porcelain	1	2	1	Footring base	Plate	Hand painted blue decoration int	?C17th – C18th	?Imported
15001	Porcelain	1	17	1	Fragment	?Figurine	Moulded decoration	C19th	U/ID form
15001	Porcelain	2	7	2	Fragment	?Figurine/doll	Relief moulded fragments	C19th	
15001	Redware	2	15	2	BS	Dish/bowl	Clear glaze int only	LC17th – C18th	
15001	Redware	4	42	4	BS	Bowl/pancheon	Clear glaze int	C17th - EC18th	
15001	Redware	1	42	1	Base	Pancheon	Clear glaze int; red slip ext; knife trimmed body	C17th - EC18th	
15001	Redware type	1	19	1	Base	Bowl	Clear, slightly mottled glaze int	C17th - EC18th	

Context	Type	No	Wt	ENV	Part	Form	Decoration	Date range	Notes
15001	Slip Banded CC ware	2	6	2	BS	Hollow ware	Thin white slip lines ext	C19th	
15001	Slip Banded CC ware	3	5	3	Rim	Bowl	Blue and white slip lines & bands ext	C19th	
15001	Slip Banded CC ware	1	3	1	Rim	Bowl	Brown & white slip lines ext	C19th	
15001	Slip Banded CC ware	1	5	1	BS	Hollow ware	Diffuse brown & white lines & bands ext	C19th	
15001	Slip Banded CC ware	3	4	3	BS	Hollow ware	Blue & white slip bands ext	C19th	
15001	Slip Banded CC ware	1	6	1	BS	Hollow ware	Brown slip lines ext	C19th	
15001	Slip Banded CC ware	2	5	2	BS	Hollow ware	Brown & white slip lines ext	C19th	
15001	Slip Banded CC ware	1	1	1	Rim	Bowl	Blue & brown line & band ext	C19th	
15001	Slip Banded CC ware	1	4	1	BS	Hollow ware	White slip band ext	C19th	
15001	Sponge Printed ware	1	1	1	BS	Hollow ware	Blue sponge printed flower design	c.1840+	
15001	Sponge Printed ware	1	1	1	Rim	Flatware	Purple printed flower pattern int	c.1840+	
15001	Sponge Printed ware	1	9	1	Base	Hollow ware	Purple printed designs ext	c.1840+	Discoloured
15001	Sponged ware	4	6	4	Rim & BS	Hollow ware	Blue sponging int & ext	c.1830+	Two rims, one BS flake
15001	Sponged ware	4	10	4	BS	Hollow ware	Blue sponging ext	c.1830+	
15001	Sponged ware	1	3	1	BS & handle stump	Cup	Blue sponging ext	c.1830+	
15001	Sponged ware	1	9	1	Rim	Bowl	Blue sponging ext & inside rim	c.1830+	
15001	Sponged ware	2	9	1	Rim	U/ID	Blue sponging int & ext	c.1830+	
15001	Sponged ware	1	1	1	Rim	Plate	Blue sponging int	c.1830+	
15001	Sponged ware	1	4	1	BS	Pie dish	Blue sponging int	c.1830+	
15001	Sponged ware	1	1	1	BS	U/ID	Blue sponging int & ext	c.1830+	
15001	Sponged ware	1	21	1	Rim	Bowl	Blue sponging ext	c.1830+	
15001	Sponged ware	1	1	1	BS	Mug/jug	Blue sponging ext w/ raised ridges	c.1830+	
15001	Stoneware	1	25	1	Base	Jam jar	Fluted body ext	MC19th – EC20th	Stamped mark on underside; 'AINTRE ...'
15001	Stoneware	1	2	1	BS	Hollow ware	Grey-green int & ext	C19th	
15001	Stoneware	4	26	4	BS	Jam jar	Fluted body ext	MC19th – EC20th	
15001	Stoneware	1	36	1	BS	Hollow ware	Green int & ext	C19th	

Context	Type	No	Wt	ENV	Part	Form	Decoration	Date range	Notes
15001	Stoneware	3	16	3	BS	Hollow ware	Green int & ext	C19th	
15001	Stoneware	3	126	2	Rim	Loaf pot	Pale brown ext, cream int	C19th	
15001	Stoneware	1	14	1	BS	Hollow ware	Brown ext, pale green int	C19th	
15001	TP Bone China	1	5	1	Rim	Saucer	Chinese landscape int	C19th	
15001	TP Bone China	1	4	1	Footring base	Dish	Blue TP floral design int	C19th	
15001	TP Bone China	1	2	1	BS	Flatware	Sepia printed design int; ?Holly design	C19th	?Christmas design
15001	TP Pearlware	1	1	1	BS	Cup/bowl	Two Temples	c.1780 – c.1840	
15001	TP Pearlware	1	7	1	BS & spout scar	Teapot	Chinese landscape ext	c.1780 – c.1840	
15001	TP Pearlware	1	4	1	Rim	Cup/mug	Dark blue finely printed Chinese landscape ext	c.1780 – c.1840	
15001	TP Pearlware	1	1	1	Ring foot base	Cup/bowl	U/ID TP design int	c.1780 – c.1840	Angular ring foot base
15001	TP Pearlware	1	1	1	Rim	Cup/bowl	U/ID Chinese style design int	c.1780 – c.1840	
15001	TP Pearlware	1	1	1	BS	Flatware	Hand painted blue design int	c.1780 – c.1840	
15001	TP Whiteware	10	47	10	Rim & BS	Flatware	Willow	M – LC19th	
15001	TP Whiteware	1	3	1	BS	Plate	Wild Rose	M – LC19th	
15001	TP Whiteware	1	4	1	BS	Flatware	Chinese landscape int	M – LC19th	
15001	TP Whiteware	12	13	12	BS	Hollow ware	Unidentifiable designs	M – LC19th	Small sherds, some flaked
15001	TP Whiteware	1	4	1	Rim	Plate	?Asiatic Pheasants	M – LC19th	
15001	TP Whiteware	1	13	1	BS	Bowl/dish	U/ID geometric border	M – LC19th	
15001	TP Whiteware	3	2	3	Rim	?Flatware	U/ID design int	M – LC19th	
15001	TP Whiteware	14	14	14	BS	Flatware	Various U/ID designs int	M – LC19th	
15001	TP Whiteware	1	2	1	Rim	Plate	Floral border	M – LC19th	
15001	TP Whiteware	2	3	1	BS	Flatware	Fine printed purple tendril & leaf design int	M – LC19th	
15001	TP Whiteware	1	1	1	Rim	Cup/bowl	U/ID design ext	M – LC19th	
15001	TP Whiteware	1	1	1	Rim	Flatware	U/ID design int	M – LC19th	
15001	TP Whiteware	1	2	1	BS	Flatware	Dark Flow Blue int., design unidentifiable	c.1840+	
15001	TP Whiteware	1	1	1	Rim	Flatware	?Wild Rose	M - LC19th	
15001	TP Whiteware	1	3	1	BS	Mug	Black printed design & text '... or they shall ...'	M – LC19th	
15001	TP Whiteware	1	5	1	BS	Mug/Jug	Black printed design & text '...OF...'	M – LC19th	
15001	TP Whiteware	4	5	4	Rim & BS	Hollow ware	U/ID black printed designs	M – LC19th	
15001	TP Whiteware	1	2	1	BS	Rim	Red-brown linear decoration	M – LC19th	



Context	Type	No	Wt	ENV	Part	Form	Decoration	Date range	Notes
15001	TP Whiteware	3	17	1	BS	Plate	U/ID dark blue TP design int	1839 – 1893	Part of Barker mark on underside; Don Pottery
15001	TP Whiteware	1	5	1	BS	Plate	Willow	1839 – 1893	Part of Barker mark on underside; Don Pottery
15001	TP Whiteware	1	31	1	Rim	Plate	Dark blue floral border on a cellular background	M – LC19th	
15001	TP Whiteware	1	30	1	Rim	Plate	Asiatic Pheasants	M – LC19th	
15001	TP Whiteware	2	7	2	Rim	Plate	Wild Rose border	M – LC19th	
15001	TP Whiteware	13	54	11	Rim & BS	Plate	Willow	M – LC19th	
15001	TP Whiteware	1	5	1	Rim	Pie dish	Willow	M – LC19th	
15001	TP Whiteware	1	3	1	BS	Dish	Willow	M – LC19th	
15001	TP Whiteware	2	39	2	BS	Hollow ware	U/ID TP design ext	M – LC19th	
15001	TP Whiteware	5	16	5	Footring base	Plate	U/ID TP design int	M – LC19th	
15001	TP Whiteware	1	10	1	Footring base	Plate	Blue printed dendritic design int (Fibre/Sea Grass)	M – LC19th	
15001	TP Whiteware	1	2	1	Rim	Flatware	Purple printed dendritic pattern int	M – LC19th	
15001	TP Whiteware	3	5	3	BS	Hollow ware	U/ID TP designs ext	M – LC19th	
15001	TP Whiteware	6	9	6	BS	Flatware	U/ID TP designs int	M – LC19th	
15001	TP Whiteware	1	10	1	Base	Flatware	U/ID rural design w/ building	M – LC19th	
15001	TP Whiteware	2	8	2	BS	Flatware	Dark 'Flow Blue' Chinese style design int	c.1840+	
15001	TP Whiteware	1	1	1	BS	Hollow ware	Dark 'Flow Blue' design int & ext	c.1840+	
15001	TP Whiteware	1	1	1	Rim	Saucer	Chinese style border	M – LC19th	
15001	TP Whiteware	1	4	1	Rim	Cup/bowl	Floral/leaf pattern ext & border int	M – LC19th	
15001	TP Whiteware	1	3	1	Rim	Cup/bowl	Chinese landscape ext & border int	M – LC19th	
15001	TP Whiteware	1	1	1	Rim	Cup/bowl	U/ID design int & ext	M – LC19th	
15001	TP Whiteware	1	1	1	Rim	Cup/bowl	Moulded rim w/ floral design int & ext	M – LC19th	
15001	TP Whiteware	1	1	1	Rim	Cup/bowl	Stylised floral design int & ext	M – LC19th	
15001	TP Whiteware	1	26	1	Rim	Bowl	Bright blue geometric border	M – LC19th	Extensively flaked int & ext, crazed & discoloured
15001	TP Whiteware	2	10	2	BS	Hollow ware	Bright blue geometric & floral design int & ext	M – LC19th	One heavily discoloured
15001	TP Whiteware	1	3	1	Footring base	Plate	Green printed Willow	M – LC19th	
15001	TP Whiteware	1	2	1	Base	Plate	Green printed Willow	M – LC19th	
15001	TP Whiteware	1	1	1	BS	Hollow ware	U/ID black printed design ext	M – LC19th	

Context	Type	No	Wt	ENV	Part	Form	Decoration	Date range	Notes
15001	TP Whiteware	1	1	1	BS	U/ID	TP dendritic design int & ext	M – LC19th	
15001	TP Whiteware	1	1	1	?Spout	?Jug	U/ID TP design int & ext	M – LC19th	
15001	TP Whiteware	1	6	1	Rim	Mug/jug	Black printed geometric frieze around rim w/ yellow band int	M – LC19th	
15001	TP Whiteware	1	1	1	BS	Dish/saucer	Black printed leaf & curvilinear design int w/ lustre detailing	M – LC19th	
15001	TP Whiteware	1	1	1	BS	Hollow ware	Black printed floral pattern w/ overglaze green & red paint	C19th	
15001	U/ID	1	9	1	BS	Hollow ware	Glazed int & ext	C18th	Overfired or heavily burnt; blistered glaze
15001	U/ID Coarseware	7	80	4	BS	Hollow ware	Black glaze int & ext	C17th – C18th	Hard, dense dark red fabric
15001	URE	1	8	1	BS	Hollow ware	U/Dec	C19th	
15001	URE	2	35	2	Rim	Flowerpot	Collared rim	LC18th - C19th	
15001	URE	2	25	2	Base	Flowerpot	U/Dec	LC18th – C19th	
15001	URE	7	47	7	BS	Flowerpot	U/Dec	LC18th – C19th	
15001	URE	6	137	6	BS	Jar/horticultural vessel	U/Dec	LC18th – C19th	Thick walled sherds
15001	URE	1	155	1	Rim	Jar	Bifid rim	LC18th – C19th	Clubbed rim w. ridge below rim
15001	URE	1	145	1	Rim	Jar	U/Dec	LC18th – C19th	Flat-topped wedge-shaped rim
15001	Whiteware	17	21	17	BS	Various	U/Dec	M – LC19th	Flaked and spalled
15001	Whiteware	1	2	1	BS	Jar	Fluted body ext	M – LC19th	Possibly a jam jar or similar
15001	Whiteware	1	3	1	BS	?Figurine	Press moulded fragment; trace of blue paint	C19th	
15001	Whiteware	1	4	1	Recessed base	Plate	U/Dec	M – LC19th	
15001	Whiteware	1	1	1	Rim	Plate	U/Dec	M – LC19th	
15001	Whiteware	1	1	1	Ring foot base	Cup/bowl	U/Dec	M – LC19th	
15001	Whiteware	1	2	1	Rim	Hollow ware	Blue & black curvilinear design ext	C19th – EC20th	See also cxt 15004
15001	Whiteware	1	3	1	Rim	Jar	Deep fluting ext	M – LC19th	
15001	Whiteware	1	4	1	Rim	Jar	U/Dec	M – LC19th	
15001	Whiteware	3	10	3	BS	Flatware	U/ID relief moulded daisy & other patterns	M – LC19th	
15001	Whiteware	1	2	1	?Rim / ?foot	U/ID	Low relief moulding on one side, pale blue on other	M – LC19th	
15001	WSGSW	1	11	1	Base	Soup dish	U/Dec	c.1720 – c.1780	
15001	WSGSW	2	5	2	Rim	Cup/bowl	U/Dec	c.1720 – c.1780	
15001	WSGSW	1	4	1	Base	Flatware	U/Dec	c.1720 – c.1780	
15001	WSGSW	1	1	1	Rim	Hollow ware	Iron wash band around rim	c.1720 – c.1780	

Context	Type	No	Wt	ENV	Part	Form	Decoration	Date range	Notes
15001	YGCW	3	24	3	BS	Pancheon/bowl	White slip int under clear glaze	C18th – C19th	
15004	?Pearlware	1	3	1	Rim	Plate	Relief moulded stylised flower on rim	M – LC19th	
15004	?Whiteware	1	2	1	BS	Hollow ware	Blue blobs & mottled green on shallow relief moulded body	M – LC19th	
15004	?Whiteware	7	19	7	BS	Various	U/ID	C19th	Heavily burnt and discoloured
15004	Banded ware	1	1	1	BS	Hollow ware	Blue & brown lines ext	C19th	
15004	Banded ware	1	1	1	BS	Hollow ware	Brown & black bands around body	C19th	
15004	Banded ware	1	1	1	BS	Hollow ware	Pale brown & dark brown bands ext	C19th	
15004	Banded ware	1	1	1	BS	Carinated bowl	Black lines ext	C19th	
15004	Banded ware	1	1	1	Rim	Bowl	Red-brown & light brown bands ext	C19th	Flaked
15004	Banded ware	1	1	1	BS	Hollow ware	Grey-green band ext	C19th	
15004	BGCW	17	119	17	BS	Pancheon	Brown glaze int	C18th – EC19th	
15004	BGCW	8	78	8	BS	Hollow ware	Brown glaze int & ext	C18th – C19th	
15004	BGCW	2	23	2	Base	Bowl/pancheon	Brown glaze int	C18th – C19th	
15004	BGCW	1	54	1	Rim	Pancheon	Brown glaze int	C18th – C19th	Square sectioned rim
15004	Blue Banded type ware	1	3	1	Knob	Lid	Round knob; all-over blue	C19th	
15004	Blue Banded ware	7	22	6	BS	Hollow ware	Blue bands & lines ext	C19th	
15004	Blue Banded ware	7	12	7	Rim	Bowl	Blue bands & lines ext	C19th	
15004	Bone China	1	22	1	Profile	Saucer	Christmas design w/ Robin	C19th	cf context 15033 for similar sherds
15004	Bone China	1	4	1	BS	Plate/saucer	Sprigged blue floral motif	C19th	
15004	Bone China	1	7	1	Footring base	Plate/saucer	U/Dec	C19th	
15004	Bone China	1	7	1	Rim	Plate/saucer	U/Dec	C19th	
15004	Bone China	1	3	1	Handle & BS	Cup	U/Dec	C19th	
15004	Bone China	3	8	3	BS	Hollow ware	U/Dec	C19th	
15004	Bone China	1	1	1	Rim	Cup/bowl	Thin gold line ext	C19th	
15004	Bone China	1	1	1	Rim	Flatware	Red band inside rim & three thin gold lines	C19th	
15004	Bone China	1	2	1	Rim	Cup/bowl	U/Dec	C19th	
15004	Bone China	1	2	1	BS	Hollow ware	Hand painted red, green & red-gold lustre ext	C19th	
15004	Bone China	1	1	1	BS	Flatware	Thin gold line int	C19th	
15004	Bone China	1	2	1	Rim	Hollow ware	U/ID red design ext	C19th	Burnt & discoloured

Context	Type	No	Wt	ENV	Part	Form	Decoration	Date range	Notes
15004	BSGSW	11	31	11	BS	Hollow ware	U/Dec	LC18th – C19th	
15004	BSGSW	3	48	3	Footed base	Bowl	U/Dec	C19th	
15004	BSGSW	1	24	1	Base	Hollow ware	U/Dec	C19th	
15004	BSGSW	1	14	1	Rim	Bowl	Rouletted line ext	C19th	Sharply everted rim
15004	BSGSW	2	11	2	Rim	Bowl	Clubbed rim	C19th	One large, one small bowl
15004	BSGSW	1	11	1	Lid-seated rim	Jar	Groove outside rim	C19th	
15004	BSGSW	1	6	1	Rim	Bowl	U/Dec	C19th	Heavily burnt
15004	BSGSW	1	9	1	BS	Hollow ware	U/Dec	C19th	
15004	BSGSW	1	3	1	BS	Hollow ware	Impressed line ext	C19th	
15004	BSGSW	1	4	1	BS	Hollow ware	Incised lines ext	C19th	
15004	BSGSW	1	2	1	Rim	Dish	Incised line around edge of rim	C19th	
15004	BSGSW	1	1	1	Rim	Bowl	Rouletted band ext; clubbed rim	C19th	
15004	BSGSW	1	2	1	Flake	Hollow ware	Pale brown int	C19th	
15004	BSGSW	5	27	5	BS	Hollow ware	Stamped & rouletted design ext	C19th	
15004	BSGSW	2	30	2	BS	Hollow ware	U/Dec	C19th	Possible pot discs
15004	Cane Coloured ware	1	12	1	Rim	Pie dish	U/Dec	C19th	
15004	Cane Coloured ware	2	12	1	Rim	Bowl	U/Dec	C19th	Round clubbed rim
15004	Cane Coloured ware	4	11	4	BS	Hollow ware	U/Dec	C19th	
15004	Cane Coloured ware	1	2	1	Rim	Hollow ware	White slip int	C19th	
15004	Cane Coloured ware	1	2	1	BS	Hollow ware	White slip int	C19th	
15004	Colour Glazed ware	1	11	1	Spout	Teapot	Mottled brown glaze ext	C19th	
15004	Creamware	8	28	8	Rim	Plate	U/Dec	c.1740 – c.1820	
15004	Creamware	5	17	5	Rim	Cup/bowl	U/Dec; plain rim	c.1740 – c.1820	
15004	Creamware	13	31	13	BS	Hollow ware	U/Dec	c.1740 – c.1820	Flaked & spalled
15004	Creamware	4	14	4	BS	Flatware	U/Dec	c.1740 – c.1820	
15004	Creamware	4	13	3	BS	Plate	U/Dec	c.1740 – c.1820	
15004	Creamware	1	5	1	Flat base	Dish	U/Dec	c.1740 – c.1820	
15004	Creamware	2	3	2	BS	Hollow ware	Relief bands ext	c.1740 – c.1820	
15004	Creamware	4	2	4	Flake	U/ID	U/Dec	c.1740 – c.1820	
15004	Edged ware	2	6	2	Rim	Plate	Wavy edge plate w/ rococo moulding & green painted edge	c.1784 – c.1812	
15004	Edged ware	1	3	1	Rim	Plate	Wavy edge plate w/ low relief	EC19th	

Context	Type	No	Wt	ENV	Part	Form	Decoration	Date range	Notes
							moulding & green paint		
15004	Edged ware	1	9	1	Rim	Plate	Wavy edge plate w/ rococo moulding & blue painted edge	c.1784 – c.1812	
15004	Edged ware	1	3	1	Rim	Plate	Wavy edge plate w/ low relief moulding & dark blue paint	EC19th	
15004	Edged ware	1	3	1	Rim	Plate	Plain edge w/ blue feathered paint	E – MC19th	
15004	Fine Redware	1	5	1	BS	Hollow ware	White slip int, buff slip ext w/ white slip lines	C19th	
15004	Late Blackware	30	134	30	BS	Hollow ware	Black glaze int & partially ext	C18th	Various fine red fabrics
15004	Late Blackware	2	29	2	BS & handle stump	Hollow ware	Black glaze int & ext	C18th	
15004	Late Blackware	2	22	2	Footed base	Hollow ware	Black glaze int & partially ext	C18th	
15004	Late Blackware	1	5	1	Rim	Hollow ware	Black glaze int & ext	C18th	
15004	Late Blackware	1	5	1	Rim	Dish	Black glaze int	C18th	
15004	Mocha ware	1	11	1	BS	Hollow ware	White slip band w/ thin blue line; blue Mocha tree	C19th	
15004	Mocha ware	1	1	1	BS	Hollow ware	Blue mocha pattern on white slip	C19th	
15004	Mottled Creamware	1	3	1	BS	Hollow ware	U/Dec	c.1740 – c.1820	
15004	Mottled Creamware	1	1	1	BS	Hollow ware	Mottled green pattern ext	c.1740 – c.1820	
15004	Mottled ware type	1	2	1	Rim	Hollow ware	MGIE	C18th	Fine red fabric
15004	MW type	1	2	1	Rim	Dish	Unglazed	C18th	
15004	MW1	6	14	6	BS	Hollow ware	MGIE	C18th	
15004	MW1	1	2	1	Rim	Hollow ware	MGIE	C18th	
15004	MW1	1	4	1	Handle	Mug	MGIE	C18th	
15004	MW1	1	4	1	BS & handle stump	Hollow ware	MGIE	C18th	
15004	MW1	1	2	1	BS	Hollow ware	MGIE	C18th	Overfired
15004	MW1	1	7	1	BS & handle stump	Hollow ware	Dark MGIE	C18th	
15004	MW1	1	1	1	BS	Hollow ware	MGIE	C18th	
15004	MW1 type	1	4	1	BS	Hollow ware	Mottled glaze int; dark glaze ext	C18th	
15004	Pearlware	8	15	8	BS	Hollow ware	U/Dec	c.1780 – c.1840	
15004	Pearlware	1	5	1	Rim	Hollow ware	U/Dec	c.1780 – c.1840	
15004	Pearlware	2	4	2	Ring foot base	Cup/bowl	U/Dec	c.1780 – c.1840	
15004	Pearlware	1	8	1	Splayed foot base	Hollow ware	Profiled foot	c.1780 – c.1840	
15004	Pearlware	4	10	4	BS/Flakes	Flatware	U/Dec	c.1780 – c.1840	

Context	Type	No	Wt	ENV	Part	Form	Decoration	Date range	Notes
15004	Pearlware	2	16	1	Rim	Plate	Relief moulded bramble leaves on a stippled background	c.1780 - c.1840	
15004	Pearlware	1	6	1	Rim	Plate	Relief moulded alphabet around rim & two black lines; child's plate	c.1780 - c.1840	Moulded letters '... T U V...'
15004	Pearlware	2	2	1	Rim	Flatware	Hand-painted blue & orange floral design	c.1780 - c.1840	
15004	Pearlware	1	3	1	Recessed base	Bowl	Hand-painted blue, orange & black geometric design int	c.1780 - c.1840	
15004	Pearlware	3	8	3	BS	Flatware	Hand painted designs; red, green, blue & orange floral designs int	c.1780 - c.1840	
15004	Pearlware	2	3	2	Rim	Saucer	Red line around rim; blue, green & red floral design int	c.1780 - c.1840	
15004	Pearlware	1	1	1	BS	Hollow ware	Hand painted blue linear design int & ext	c.1780 - c.1840	
15004	Pearlware	1	2	1	Rim	Bowl	Blue line on rim & hand-painted abstract pattern int	c.1780 - c.1840	
15004	Pearlware	1	1	1	Recessed base	Plate	U/Dec	c.1780 - c.1840	
15004	Redware	1	7	1	BS	Dish/pancheon	Clear glaze int	C17th - EC18th	
15004	Slip Banded CC ware	8	25	8	BS	Hollow ware	Thin white slip lines ext	C19th	
15004	Slip Banded CC ware	1	6	1	Footed base	Hollow ware	Thin blue lines ext; white slip int	C19th	
15004	Slip Banded CC ware	1	4	1	BS	Hollow ware	Brown lines ext	C19th	
15004	Slip Banded CC ware	1	6	1	Rim	Hollow ware	Brown & white slip lines ext	C19th	
15004	Slip Banded CC ware	1	5	1	BS	Hollow ware	White slip lines ext	C19th	
15004	Slip Banded CC ware	1	1	1	BS	Hollow ware	Thin white slip lines ext	C19th	
15004	Slipware	1	23	1	Rim	Dish	Brown on white banded slip int w/ pie crust rim	C18th	Press-moulded dish; fine red fabric
15004	Slipware	1	5	1	BS	Dish	White, red & red-brown feathered slip int	C18th	Press-moulded dish; fine red fabric
15004	Slipware	1	3	1	BS	Dish	Red & white slip int	C18th	Press-moulded dish; streaky red & buff fabric
15004	Sponge Printed ware	2	32	1	Flat base	Dish	Blue sponge printed design int	c.1840+	
15004	Sponge Printed ware	1	3	1	Rim	Mug	Purple sponge printed 'flower' designs ext	c.1840+	

Context	Type	No	Wt	ENV	Part	Form	Decoration	Date range	Notes
15004	Sponge Printed ware	1	3	1	Rim	Flatware	Purple sponge printed 'flower' designs int	c.1840+	
15004	Sponge Printed ware	1	8	1	Footring base	Flatware	Purple sponge printed flower design int	c.1840+	
15004	Sponged ware	3	11	3	Rim & BS	Hollow ware	Blue sponging int & ext	c.1830+	
15004	Sponged ware	1	6	1	Rim	Saucer	Blue sponging int & ext	c.1830+	
15004	Sponged ware	1	5	1	Rim	Saucer	Moulded pie-crust rim w/ blue sponging ext	c.1830+	
15004	Sponged ware	1	2	1	Rim	Saucer	Dark blue blurred sponging int	c.1830+	
15004	Sponged ware	1	1	1	BS	Hollow ware	Blue sponging ext w/ raised line ext	c.1830+	
15004	Sponged ware	1	1	1	Footring base	Flatware	Blue sponging int	c.1830+	
15004	Sponged ware	3	2	3	BS	U/ID	Blue sponging	c.1830+	
15004	Sponged ware	1	1	1	Handle	Cup	Sponging on handle	M – C19th	
15004	Stoneware	1	62	1	Rim & handle	Loaf pot	Brown ext, grey int	C19th	lateral lug-like handle
15004	Stoneware	4	42	4	BS	Hollow ware	Pale brown ext, grey or grey/green int	C19th	
15004	Stoneware	3	19	3	BS	Hollow ware	Green int & ext	C19th	
15004	Stoneware	1	23	1	Base	Dish	Brown int & ext w/ unglazed, worn base	C19th	
15004	Stoneware	1	11	1	Rim	?Bowl	Light brown ext; pale buff int	C19th	
15004	Stoneware	4	8	4	BS	Hollow ware	Brown ext, green int	C19th	
15004	Stoneware	1	4	1	BS	U/ID	Light brown	C19th	
15004	Stoneware	1	5	1	BS	Hollow ware	Green ext, pale grey int	C19th	
15004	Stoneware	1	1	1	BS	Hollow ware	Buff stoneware	C19th	Very thin stoneware; not a utilitarian vessel
15004	Stoneware	1	1	1	BS	Hollow ware	U/Dec	C19th	secondarily burnt
15004	TP Bone China	1	6	1	Rim	Flatware	Pale blue TP printed floral design int	C19th	
15004	TP Bone China	1	4	1	Footring base	Cup/bowl	Blue TP design in centre of base int	C19th	
15004	TP Bone China	1	1	1	BS	Hollow ware	U/ID TP design ext	C19th	
15004	TP Bone China	1	1	1	Rim	Cup/bowl	Grey-green curvilinear design int & wavy rim	C19th	
15004	TP Pearlware	3	4	3	BS	Hollow ware	U/ID TP designs ext	c.1780 – c.1840	
15004	TP Pearlware	1	2	1	Footring base	Plate	Stylised Chinese landscape int	c.1780 – c.1840	
15004	TP Pearlware	4	7	4	Rim	Cup/bowl	Various U/ID TP designs int & ext	c.1780 – c.1840	
15004	TP Pearlware	2	2	2	BS	Flatware	U/ID TP designs int	c.1780 – c.1840	

Context	Type	No	Wt	ENV	Part	Form	Decoration	Date range	Notes
15004	TP Whiteware	2	21	2	Rim	Plate	Green printed Wild Rose	M – LC19th	Slight bluing; could be Pearlware
15004	TP Whiteware	2	55	2	Rim & base	Plate	Green printed Asiatic Pheasants	M – LC19th	Slight bluing; could be late Pearlware
15004	TP Whiteware	1	2	1	BS & shoulder	Jar	Red printed plant motif	M – LC19th	
15004	TP Whiteware	1	2	1	Rim	Hollow ware	Green printed geometric pattern int & ext	M – LC19th	
15004	TP Whiteware	1	3	1	BS	Hollow ware	U/ID TP design ext	M – LC19th	
15004	TP Whiteware	2	9	1	Footring base	Plate	Green printed floral design int	M – LC19th	
15004	TP Whiteware	1	7	1	Footring base	Plate	Dark Flow Blue design int & bluing int & ext	c.1840+	
15004	TP Whiteware	1	2	1	BS	Bowl	Dark Flow Blue design int & bluing int & ext	c.1840+	
15004	TP Whiteware	1	4	1	Footring base	Plate	Dark Flow Blue design int & bluing int & ext; moulded ribs int	c.1840+	
15004	TP Whiteware	1	1	1	BS	U/ID	Flow Blue int & ext	c.1840+	
15004	TP Whiteware	1	3	1	Rim	Plate	Italian Landscapes	1839 – 1893	Don Pottery; Barker period
15004	TP Whiteware	4	24	1	BS	Bowl/chamberpot	Wild Rose	M – LC19th	
15004	TP Whiteware	1	24	1	Base	Plate	Pale blue TP design int	M – LC19th	Unusual flat-based plate
15004	TP Whiteware	1	11	1	Rim	Plate	Chinese style border	M – LC19th	
15004	TP Whiteware	3	74	2	BS	Bowl/chamberpot	Poor quality printed rural scene ext	M – LC19th	
15004	TP Whiteware	1	11	1	BS	Hollow ware	Bright blue printed design int & ext	MC19th – EC20th	Crazed & discoloured
15004	TP Whiteware	1	8	1	Handle	Jug	Geometric print on spine of handle	M – LC19th	
15004	TP Whiteware	1	4	1	Rim	Plate	Asiatic Pheasants	M – LC19th	
15004	TP Whiteware	1	6	1	Footring base	Plate	Italian Landscapes	1839 – 1893	Don Pottery; Barker period
15004	TP Whiteware	6	11	6	BS	Hollow ware	U/ID TP designs ext	M – LC19th	
15004	TP Whiteware	4	7	4	BS	Flatware	U/ID TP designs int	M – LC19th	
15004	TP Whiteware	1	3	1	Handle	Jug	U/ID TP design on handle	M – LC19th	
15004	TP Whiteware	12	106	9	Rim, footring base & BS	Plate	Willow	M – LC19th	
15004	TP Whiteware	1	2	1	Rim	Lid	Willow	M – LC19th	
15004	TP Whiteware	1	11	1	BS	?Tureen/server	Willow	M – LC19th	
15004	TP Whiteware	1	4	1	Rim	Plate	U/ID TP border	M – LC19th	
15004	TP Whiteware	5	11	5	BS	Hollow ware	U/ID black printed design ext	M – LC19th	
15004	TP Whiteware	1	10	1	Rim	Mug	Black printed design w/ seated figure & text; 'BLESSSED A...'	M – LC19th	



Context	Type	No	Wt	ENV	Part	Form	Decoration	Date range	Notes
15004	TP Whiteware	1	2	1	Footring base	Plate	Black-printed design int w/ text '... deser / ... e mor ...'	M – LC19th	
15004	URE	4	102	2	Rim	Flowerpot	Collared rim	C19th – EC20th	
15004	URE	3	94	3	Base	Flowerpot	U/Dec	C19th – EC20th	
15004	URE	4	22	4	BS	Flowerpot	U/Dec	C19th – EC20th	
15004	URE	1	5	1	Rim	Flowerpot	Clubbed rim	C19th – EC20th	
15004	URE	1	6	1	Rim	Flowerpot	Collared rim	C19th – EC20th	
15004	URE	1	20	1	Fragment	U/ID	U/Dec	C19th – EC20th	
15004	URE	1	7	1	Rim	?Flowerpot	Overhanging rim	C19th – EC20th	
15004	Whiteware	11	27	11	BS	Hollow ware	U/Dec	M – LC19th	
15004	Whiteware	11	46	11	BS	Flatware	U/Dec	M – LC19th	
15004	Whiteware	5	44	5	Footring base	Plate	U/Dec	M – LC19th	
15004	Whiteware	1	22	1	Flat base	Dish	U/Dec	M – LC19th	
15004	Whiteware	4	11	4	Ring foot base	Hollow ware	U/Dec	M – LC19th	
15004	Whiteware	1	4	1	Handle	?Jug	U/Dec	M – LC19th	
15004	Whiteware	1	10	1	Rim	Plate	U/Dec	M – LC19th	
15004	Whiteware	1	2	1	Rim	Pie dish	U/Dec	M – LC19th	
15004	Whiteware	2	18	1	BS	Cup	Fluted body	MC19th – EC20th	May match saucer
15004	Whiteware	2	9	2	BS	Saucer	Fluting internally	MC19th – EC20th	May match cup
15004	Whiteware	2	6	2	BS	Jar	Deep vertical fluting	M – LC19th	
15004	Whiteware	1	5	1	Base	Cup	U/Dec	MC19th – EC20th	
15004	Whiteware	1	3	1	BS	Plate	Red line int & moulded leaf pattern on rim	M – LC19th	Slight bluing; could be late Pearlware
15004	Whiteware	2	3	2	Rim & BS	Plate	Relief moulded leaf & tendril pattern in rim	M – LC19th	
15004	Whiteware	1	2	1	BS	Flatware	Moulded wickerwork pattern int	M – LC19th	
15004	Whiteware	1	1	1	BS	Hollow ware	Relief moulding ext	C19th	
15004	Whiteware	1	2	1	BS	Hollow ware	Blue & black curvilinear designs ext	MC19th – EC20th	See also cxt 15001
15004	Whiteware	1	6	1	Footring base	Plate	Thin red line internally	M – LC19th	
15004	Whiteware	1	1	1	Rim	Flatware	Green lines inside rim	M – LC19th	
15004	Whiteware	1	7	1	Rim	Bowl	Moulded curvilinear pattern on rim, TP floral pattern int & ext	M – LC19th	
15004	Whiteware	1	1	1	BS	Hollow ware	Red & green hand-painted design ext	M – LC19th	
15004	Whiteware	1	4	1	BS	Hollow ware	U/Dec	M – LC19th	
15004	WSGSW	1	4	1	Ring foot base	Bowl	U/Dec	c.1720 – c.1780	Round ring foot

Context	Type	No	Wt	ENV	Part	Form	Decoration	Date range	Notes
15004	WSGSW	1	4	1	Ring foot base	Bowl	U/Dec	c.1720 – c.1780	Angular ring foot
15004	WSGSW	1	2	1	BS	Hollow ware	Incised line ext	c.1720 – c.1780	
15004	YGCW	1	9	1	Rim	Bowl	White slip under clear glaze int	C18th – EC19th	Overhanging rim
15008	Blue Banded ware	1	1	1	BS	Hollow ware	Diffuse blue band ext	C19th	
15008	BSGSW	1	7	1	BS	Hollow ware	Rouletted designs ext	C19th	
15008	Creamware	1	3	1	BS	Flatware	U/Dec	c.1740 – c.1820	
15008	Late Blackware	1	2	1	BS	Hollow ware	Black glaze ext, clear glaze int	C18th	Orange fabric
15008	Mottled Coarseware	1	3	1	BS	Hollow ware	Mottled glaze int & ext	C18th	Bright orange fabric
15008	Pearlware	1	2	1	Ring foot base	?Bowl	U/Dec	c.1780 – c.1840	Extensively flaked
15008	Stoneware	1	16	1	BS	Small jar	Grey stoneware	LC18th – C19th	
15008	TP Pearlware	1	1	1	BS	Hollow ware	U/ID TP design ext	c.1780 – c.1840	
15008	TP Whiteware	1	7	1	BS	Hollow ware	U/ID TP design ext	M – LC19th	
15008	TP Whiteware	1	4	1	Rim	Plate	Willow	M – LC19th	
15008	TP Whiteware	1	2	1	BS	Plate	U/ID TP design int	M – LC19th	Flaked int
15008	TP Whiteware	1	1	1	BS	Hollow ware	U/ID TP design int & ext	c.1780 – c.1840	
15017	?Blackware	1	10	1	BS & handle stump	Cup/tyg	Black glaze int & ext	C18th	
15017	?Blue Banded ware	1	1	1	BS	Hollow ware	Blue int & ext	C19th	
15017	?TP Pearlware	1	2	1	BS	Flatware	Purple printed design	c.1780 – c.1840	Very thin sherd
15017	?Whiteware	5	6	5	BS	Various	U/Dec	LC18th – C19th	All secondarily burnt
15017	?Whiteware	3	9	3	BS & ring foot	Various	One w/ TP design	M – LC19th	Very heavily burnt
15017	Banded Slipware	1	4	1	BS	Hollow ware	White slip int, white slip lines ext	C19th	Fine red fabric
15017	Banded ware	1	4	1	Rim	Hollow ware	Grey-green band w/ dark brown lines below rim	C19th	
15017	Banded ware	1	2	1	Rim	Dish/saucer	Pink & green lines around rim int	M – LC19th	Burnt
15017	Banded ware	1	2	1	Rim	Cup/mug	Thin black line int	MC19th - EC20th	
15017	Banded ware	1	1	1	BS	Hollow ware	Thin brown line ext	C19th	
15017	Banded ware	1	1	1	BS	Hollow ware	Diffuse brown & greenish bands ext	C19th	
15017	BGCW	8	114	8	BS	Pancheon	Brown glaze int only	C18th – C19th	
15017	BGCW	2	91	2	Base	Jar	Brown glaze int only	C18th – C19th	
15017	BGCW	1	75	1	Base	Jar	Brown glaze int & ext	C18th – C19th	
15017	BGCW	1	41	1	BS	Pancheon	Brown glaze int only	C18th – C19th	
15017	BGCW	1	84	1	BS	Pancheon	Brown glaze int only	C18th – C19th	?Large pot disc
15017	BGCW	1	4	1	BS/Flake	Pancheon	Brown glaze int	C18th – C19th	
15017	BGFW	2	7	2	BS	Hollow ware	Brown glaze int & ext	C18th - EC19th	

Context	Type	No	Wt	ENV	Part	Form	Decoration	Date range	Notes
15017	Blackware	1	12	1	Rim	Jar	Black glaze int & ext; finger impressed rim	C18th	Flange below round impressed rim
15017	Blue Banded ware	1	8	1	BS	Bowl	Blue band ext	C19th	Carinated 'London' form
15017	Blue Banded ware	7	22	7	BS	Hollow ware	Blue lines & bands ext	C19th	
15017	Blue Banded ware	1	8	1	Rim & spout	Jug	Blue bands ext	C19th	
15017	Blue Banded ware	1	6	1	BS & handle stump	Jug	Blue band ext	C19th	
15017	Blue Banded ware	1	2	1	Rim	Hollow ware	Blue band ext	C19th	
15017	Blue Banded ware	1	5	1	BS	Hollow ware	Blue band & brown line ext	C19th	
15017	Blue Banded ware	1	1	1	Rim	Mug	Relief moulded line below rim & pale blue band on body	C19th	
15017	Blue Banded ware	1	3	1	BS	Carinated bowl	Blue band ext	C19th	
15017	Blue Banded ware	2	2	2	BS	Hollow ware	Blue band & raised ridge ext	C19th	
15017	Blue Banded ware	1	1	1	Rim	U/ID	Blue band int	C19th	
15017	Bone China	1	10	1	Profile	Saucer	Overglaze painted leaf & flower design	C19th	
15017	Bone China	1	4	1	Ring foot base	Cup/bowl	U/Dec	C19th	Round ring foot base
15017	Bone China	1	2	1	Ring foot base	Cup/bowl	U/Dec	C19th	Angular ring foot base
15017	Bone China	1	1	1	BS	Flatware	Red lustre line int	C19th	
15017	Bone China	2	3	2	BS	Hollow ware	U/Dec	C19th	
15017	Bone China	1	2	1	Rim	Hollow ware	U/Dec	C19th	
15017	Bone China	1	5	1	Base	Dish	Odd mottled pale brown & green glaze	C19th	Unusual sherd
15017	Bone China	1	3	1	BS	Flatware	Hand painted design int; purple & green spots w/ red zig-zag lines int	C19th	
15017	Bone China	1	1	1	Rim	Flatware	U/Dec	C19th	
15017	BSGSW	2	10	2	Rim	Dish/bowl	U/Dec	C19th	Wide everted rim
15017	BSGSW	1	9	1	Footring base	Bowl	U/Dec	C19th	Angular ring foot base
15017	BSGSW	1	17	1	Rim	Bowl	Beaded rim w/ stamped motifs between incised lines	C19th	
15017	BSGSW	1	13	1	BS	Dish/bowl	Stamped designs ext	C19th	
15017	BSGSW	2	16	1	BS	?Dish	Incised lines ext	C19th	
15017	BSGSW	2	5	1	Rim	Cup/mug	Small beaded rim ; mottled finish ext	C18th – C19th	
15017	BSGSW	1	5	1	Rim	Cup/mug	Small beaded rim w/ double inc lines on body	C18th – C19th	
15017	BSGSW	1	12	1	Rim	Bowl	Beaded rim	C18th – C19th	

Context	Type	No	Wt	ENV	Part	Form	Decoration	Date range	Notes
15017	BSGSW	1	3	1	Handle	Mug/jug	Grooves on top of strap handle	C18th	
15017	BSGSW	1	6	1	BS	Dish	Rouletted bands below sharply everted rim	C18th – EC19th	
15017	BSGSW	6	28	6	BS	Hollow ware	U/Dec	C18th – C19th	
15017	BSGSW	1	6	1	BS & handle stump	Mug/jug	U/Dec	C18th – EC19th	
15017	BSGSW	1	3	1	BS & handle stump	Mug/jug	Rouletted band ext	C18th – C19th	
15017	BSGSW	3	6	3	BS	Hollow ware	Incised lines ext	LC18th – C19th	
15017	BSGSW	1	2	1	BS	Hollow ware	Stamped decoration ext	LC18th – C19th	
15017	BSGSW	2	15	1	Rim	Bowl	Very pale brown finish; incised lines	LC18th – C19th	Clubbed rim
15017	BSGSW	1	30	1	Rim	Jar	Incised lines ext	C19th	Folded clubbed rim
15017	BSGSW	1	40	1	BS & handle stump	Flagon	Green int & ext	C19th - JEC20th	
15017	BSGSW	4	23	4	BS	Hollow ware	U/Dec	LC18th – C19th	
15017	BSGSW	1	7	1	Rim	Bottle	Brown ext, green int	C19th	
15017	BSGSW	1	1	1	BS	Hollow ware	Stamped design ext	C19th	
15017	BSGSW	1	4	1	Base	Mug/tankard	U/Dec	C18th	Bulged footed base
15017	Cane Coloured type ware	1	5	1	BS	Hollow ware	Relief moulded wickerwork pattern ext; white slip int	C19th	
15017	Cane Coloured ware	2	36	2	Rim	Pie dish/bowl	U/Dec	C19th	
15017	Cane Coloured ware	2	22	1	BS	Hollow ware	U/Dec	C19th	Thick sherds
15017	Cane Coloured ware	5	13	5	BS	Hollow ware	U/Dec	C19th	Includes one sherd from a carinated bowl
15017	Cane Coloured ware	3	41	2	BS	Hollow ware	Relief moulded ext; white slip int	MC19th – EC20th	
15017	Cane Coloured ware	2	11	2	Rim & handle	Mug/jug	White slip int only	C19th	
15017	Cane Coloured ware	1	5	1	Handle	Jug	U/Dec	C19th	Flake
15017	Cane Coloured ware	1	44	1	Base	?Pie dish	U/Dec	C19th	
15017	Cane Coloured ware	1	7	1	Handle terminal	Jug	Moulded handle terminal	C19th	
15017	Cane Coloured ware	1	1	1	BS	U/ID	U/Dec	C19th	
15017	Colour Glazed ware	3	26	2	BS	Hollow ware	Brown, mottled shiny glaze int & ext	C19th	

Context	Type	No	Wt	ENV	Part	Form	Decoration	Date range	Notes
15017	Colour Glazed ware	1	4	1	Spout	Teapot	Brown, mottled shiny glaze int & ext	C19th	
15017	Creamware	3	12	3	Rim	Plate	Moulded rim	c.1740 – c.1820	
15017	Creamware	4	16	4	Footring base	Plate	U/Dec	c.1740 – c.1820	
15017	Creamware	5	12	5	Rim	Plate	U/Dec	c.1740 – c.1820	
15017	Creamware	9	15	9	BS	Flatware	U/Dec	c.1740 – c.1820	
15017	Creamware	2	7	2	BS	Flatware	U/Dec	c.1740 – c.1820	
15017	Creamware	1	2	1	Rim	Bowl	U/Dec	c.1740 – c.1820	
15017	Creamware	1	6	1	Rim	Plate	U/Dec	c.1740 – c.1820	
15017	Creamware	2	2	2	BS/Flake	Flatware	U/Dec	c.1740 – c.1820	
15017	Edged ware	4	14	4	Rim	Plate	Plain rim w/ blue feather-edge paint	E – MC19th	
15017	Edged ware	2	6	2	Rim	Plate	Moulded rim w/ blue feather-edge paint	EC19th	
15017	Late Blackware	1	23	1	Rim	Dish	Black glaze int only	C18th	
15017	Late Blackware	9	46	9	BS	Hollow ware	Black glaze int & partially ext	C18th	Red fabric, slightly coarser than normal
15017	Late Blackware	1	18	1	Footed base	Cup/mug	Black glaze int & partially ext	C18th	Red fabric, slightly coarser than normal
15017	Late Blackware	1	16	1	Footed base	Hollow ware	Black glaze int	C18th	Red fabric, slightly coarser than normal
15017	Late Blackware	1	6	1	Rim	Hollow ware	Black glaze int & ext	C18th	Fine red sandy fabric
15017	Late Blackware	1	2	1	Rim	Hollow ware	Black glaze int & ext	C18th	
15017	Late Blackware	3	9	3	BS	Hollow ware	Black glaze int & ext	C18th	
15017	Mocha ware	3	20	3	BS	Bowl	Blue Mocha trees; w/ brown & white slip lines	C19th	
15017	Mottled Coarseware	1	24	1	BS	Dish/bowl	Mottled glaze int only	C18th	Fine red fabric unlike local Mottled ware fabric
15017	Mottled ware type	6	10	6	BS	Hollow ware	Mottled glaze int and/or ext	C18th	Some variation in fabric & finish
15017	MW 1	1	6	1	Base	Hollow ware	Mottled glaze int & partially ext	C18th	
15017	Pearlware	1	5	1	Ring foot base	Cup/bowl	U/Dec	c.1780 – c.1840	Round footed base
15017	Pearlware	1	3	1	Recessed base	Plate	U/Dec	c.1780 – c.1840	
15017	Pearlware	7	14	7	BS	Flatware	U/Dec	c.1780 – c.1840	
15017	Pearlware	1	1	1	Ring foot base	Bowl	U/Dec	c.1780 – c.1840	
15017	Pearlware	1	2	1	Rim	Pie dish	U/Dec	c.1780 – c.1840	
15017	Pearlware	2	16	1	Base	Hollow ware	U/Dec	c.1780 – c.1840	
15017	Pearlware	3	14	3	Rim	Plate	Relief moulded floral patterns around rim	LC18th – EC19th	Limited bluing

Context	Type	No	Wt	ENV	Part	Form	Decoration	Date range	Notes
15017	Pearlware	5	10	5	Rim & BS	Hollow ware	Hand painted floral designs	LC18th – EC19th	
15017	Redware	1	18	1	Base	Dish	Clear glaze int only	C17th – EC18th	
15017	Slip Banded CC ware	1	2	1	Rim	Bowl	Blue & brown slip lines ext	C19th	
15017	Slip Banded CC ware	1	2	1	Rim	Bowl	Blue & white slip lines ext	C19th	
15017	Slipware	1	15	1	BS	Dish	Brown and white slip int	C18th	Overfired press-moulded
15017	Slipware Type 1	1	35	1	Rim	Dish	Trailed white slip on top of rim	C17th – EC18th	
15017	Sponged ware	4	56	3	Flat base	Dish	Blue sponging int	c.1830+	
15017	Sponged ware	4	27	4	BS	Hollow ware	Blue sponging ext	c.1830+	
15017	Sponged ware	3	7	3	BS	Dish/bowl	Blue sponging int	c.1830+	
15017	Sponged ware	1	2	1	Rim	Hollow ware	Blue sponging int & ext	c.1830+	
15017	Sponged ware	1	1	1	BS	U/ID	Blue-grey sponged design int	c.1830+	
15017	Stoneware	3	89	3	Base & BS	Flagon	Green finish int & ext	C19th	
15017	Stoneware	3	54	3	BS	Hollow ware	Brown ext, green int	C19th	
15017	Stoneware	1	8	1	Rim	Dish/bowl	Brown ext, pale grey int	C19th	Folded clubbed rim
15017	Stoneware	1	10	1	Rim	Bowl	Brown ext, green int	C19th	Folded clubbed rim
15017	Stoneware	1	14	1	BS	Hollow ware	Green ext, brown int	C19th	
15017	Stoneware	1	9	1	Base	Hollow ware	Brown ext, green int	C19th	
15017	Stoneware	1	9	1	BS	Hollow ware	Rouletted ext; green int, brown ext	C19th	
15017	Tin Glazed Earthenware	1	5	1	BS	?Bowl/dish	Blue-white glaze int & ext	MC16th – MC18th	Flaked & abraded
15017	Tin Glazed Earthenware	1	1	1	BS	Flatware	Blue hand-painted design int	MC16th – MC18th	Flaked & abraded
15017	TP Bone China	2	8	1	Rim	Saucer	Black printed leaf spray	LC19th – EC20th	
15017	TP Bone China	1	9	1	Rim	Bowl	Red printed floral design w/ overglaze painted detail	C19th	
15017	TP Bone China	3	5	3	BS	Bowl	Printed floral design w/ overglaze painted details	C19th	
15017	TP Bone China	1	15	1	Footring base	Plate	Floral design int	C19th	
15017	TP Pearlware	2	31	2	Footring base	Plate	Green printed thistle design int	c.1780 – c.1840	Slight bluing on underside in spite of green printed design
15017	TP Whiteware	2	14	1	BS	Plate	Willow	1839 – 1893	Part of Barker mark on underside; Don Pottery
15017	TP Whiteware	11	91	11	Rim	Plate	Willow	M – LC19th	
15017	TP Whiteware	2	30	2	Footring base	Plate	Willow	M – LC19th	Triple ring foot base
15017	TP Whiteware	12	41	12	BS	Plate	Willow	M – LC19th	

Context	Type	No	Wt	ENV	Part	Form	Decoration	Date range	Notes
15017	TP Whiteware	2	12	2	Footring base	Plate	Willow	M – LC19th	
15017	TP Whiteware	1	14	1	Base	Plate/server	Willow	M – LC19th	
15017	TP Whiteware	1	8	1	Base	Plate	Willow	M – LC19th	Secondarily burnt
15017	TP Whiteware	1	2	1	Rim	Lid	Willow	M – LC19th	Teapot lid
15017	TP Whiteware	1	4	1	Rim	Cup/bowl	Two Temples	M – LC19th	
15017	TP Whiteware	3	4	1	BS	Hollow ware	U/ID TP curvilinear design ext	M – LC19th	
15017	TP Whiteware	2	5	1	Rim	Plate	Wild Rose	c.1840+	Dark blue print
15017	TP Whiteware	1	5	1	BS	Flatware	?Two Temples	M – LC19th	
15017	TP Whiteware	9	26	9	BS	Various	U/ID TP design int & ext	M – LC19th	
15017	TP Whiteware	1	14	1	Rim	Bowl	Black printed geometric design on top of rim	M – LC19th	Sharply everted rim
15017	TP Whiteware	1	3	1	BS	Cup/bowl	U/ID geometric design ext	M – LC19th	
15017	TP Whiteware	4	12	4	Rim & BS	Plate	Italian Landscape	1839 – 1893	Don Pottery Barker design; see Griffin 2001
15017	TP Whiteware	1	4	1	Rim	Plate	Asiatic Pheasants	M – LC19th	
15017	TP Whiteware	1	4	1	BS	Hollow ware	Purple printed leaf design int & ext	M – LC19th	
15017	TP Whiteware	1	3	1	BS	Flatware	U/ID Green printed design int only	M – LC19th	
15017	TP Whiteware	1	3	1	Rim/spout	Jug	Black printed leaf frieze int & ext	M – LC19th	
15017	TP Whiteware	1	2	1	Rim	Hollow ware	Grey printed dendritic pattern int & ext	M – LC19th	
15017	TP Whiteware	1	1	1	BS	Hollow ware	Dark blue printed grid pattern ext	M – LC19th	
15017	TP Whiteware	1	3	1	Rim	Plate	Black printed border & leaf pattern	M – LC19th	
15017	TP Whiteware	1	2	1	BS	Flatware	U/ID dark Flow Blue design	c.1840+	
15017	TP Whiteware	2	18	1	Base	Mug	U/ID dark Flow Blue design ext; footed base	c.1840+	Footed recessed base w/ moulded foot
15017	TP Whiteware	2	17	2	BS & footring base	Plate	Green printed Asiatic Pheasants int	M – LC19th	
15017	TP Whiteware	1	18	1	Rim	Plate	Asiatic Pheasants	M – LC19th	
15017	TP Whiteware	1	14	1	Rim	Plate	Floral border	M – LC19th	Maker's mark on underside; Ironstone China; lion & unicorn
15017	TP Whiteware	1	3	1	BS	Hollow ware	Floral design ext	M – LC19th	
15017	TP Whiteware	1	4	1	BS	Flatware	U/ID design including a woman & donkey	M – LC19th	
15017	TP Whiteware	1	1	1	BS	U/ID	U/ID design	M – LC19th	
15017	TP Whiteware	2	2	1	Rim	?Cup/bowl	Moulded rim; floral design int &	M – LC19th	

Context	Type	No	Wt	ENV	Part	Form	Decoration	Date range	Notes
							ext		
15017	TP Whiteware	1	16	1	BS	Hollow ware	Black floral design int & ext	M – LC19th	?Jug
15017	U/ID	1	3	1	Flake	U/ID	U/ID	Undated	No surviving surfaces
15017	Unglazed ware	1	6	1	Base	Hollow ware	U/Dec	C18th	Buff fabric
15017	URE	1	14	1	Rim	Flowerpot	Collared rim	C19th – EC20th	
15017	URE	1	2	1	Rim	Flowerpot	Plain rim	C19th – EC20th	
15017	URE	5	68	5	BS	Flowerpot	U/Dec	C19th – EC20th	
15017	Whiteware	2	36	1	Rim & body	Cup	U/Dec	LC19th – EC20th	
15017	Whiteware	1	25	1	Rim	Plate	U/Dec	M – LC19th	
15017	Whiteware	26	59	26	BS	Various	U/Dec	M – LC19th	
15017	Whiteware	2	16	2	BS	Hollow ware	U/Dec	M – LC19th	
15017	Whiteware	1	3	1	Rim	Pie dish	U/Dec	M – LC19th	
15017	Whiteware	2	6	1	Rim	Plate	Relief moulded leaf pattern & thin red lines	M – LC19th	
15017	Whiteware	1	2	1	Rim & spout	Jug	U/Dec	M – LC19th	
15017	Whiteware	1	2	1	BS	Bowl/dish	U/ID ?hand painted design int	M – LC19th	
15017	Whiteware	4	6	4	BS	Flatware	U/Dec	M – LC19th	
15017	Whiteware	1	2	1	Footring base	Flatware	U/Dec	M – LC19th	
15017	Whiteware	1	77	1	Semi-recessed base	Bowl	U/Dec	MC19th – EC20th	
15017	Whiteware	1	40	1	BS	Bowl	U/Dec	MC19th – EC20th	
15017	Whiteware	1	2	1	Rim	U/ID	U/Dec	M – LC19th	
15017	Whiteware	1	12	1	BS	Flatware	U/Dec	M – LC19th	Heavily burnt; crazed & discoloured
15017	YGCW	1	10	1	Rim	Pancheon	White slip int under clear glaze	C18th – C19th	
15017	YGCW	1	23	1	BS	Pancheon	White slip int under clear glaze	C18th – C19th	
15018	?Pearlware	1	2	1	Flake	Hollow ware	U/ID	?EC19th	Crazed int; ext surface missing
15018	?White are	1	1	1	BS	U/ID	Thin brown line ext	?C19th	Discoloured
15018	Banded Creamware	1	1	1	Rim	Hollow ware	Red band around rim	c.1740 – c.1820	
15018	Banded ware	1	4	1	BS	Hollow ware	Thin mottled grey bands on a buff/brown body	C19th	
15018	BSGSW	2	9	2	BS	Hollow ware	U/Dec	C19th	
15018	Cane Coloured ware	2	2	2	Rim & BS	Hollow ware	U/Dec	C19th	
15018	Colour Glazed ware	1	2	1	BS	Hollow ware	Shiny brown glaze int & ext	C19th	
15018	Creamware	2	3	2	BS	Plate	U/Dec	c. 1740 – c.1820	
15018	Creamware	2	1	2	BS	Flatware	U/Dec	c.1740 – c.1820	



Context	Type	No	Wt	ENV	Part	Form	Decoration	Date range	Notes
15018	Edged ware	1	2	1	Rim	Plate	Rococo rim, moulded w/ blue paint	c.1784 – c.1812	
15018	Late Blackware	1	9	1	Handle	Hollow ware	U/Dec	C18th	
15018	Late Blackware	5	11	5	BS	Hollow ware	Black glaze int & ext	C18th	Bright orange fabric
15018	Late Blackware	2	3	2	BS	Hollow ware	Black glaze int & ext	C18th	
15018	Late Blackware	1	2	1	Base	Hollow ware	Black glaze int only	C18th	
15018	Late Blackware	1	1	1	Rim	Hollow ware	Black glaze int & ext	C18th	
15018	Late Blackware	1	1	1	Rim	Hollow ware	Finely mottled glaze int ext	C18th	
15018	Mottled ware type	1	2	1	BS	Hollow ware	Dark glaze ext, light mottled glaze int	C18th	
15018	Relief Banded ware	1	11	1	BS	Hollow ware	Raised bands ext	C19th	
15018	Slip Banded CC ware	1	1	1	Rim	Bowl	Brown & white slip bands ext	C19th	
15018	Stoneware	1	1	1	BS	Hollow ware	U/Dec	C19th	Crazed & discoloured
15018	TP Whiteware	1	1	1	Rim	Plate	U/ID TP design int	M – LC19th	
15018	TP Whiteware	1	1	1	Footring base	Plate	U/ID TP design int	M – LC19th	
15018	TP Whiteware	1	1	1	BS	Flatware	Willow	M – LC19th	
15018	TP Whiteware	1	1	1	BS	Flatware	U/ID TP design int	M – LC19th	
15018	Whiteware	1	1	1	Rim	Cup/bowl	Thin brown lines inside & outside rim	M – LC19th	
15020	BGCW	2	16	2	BS	Pancheon	Brown glaze int	C18th – C19th	
15020	BGCW	1	1	1	BS	Hollow ware	Brown glaze int & ext	C18th – C19th	
15020	Blue Banded ware	2	2	2	Rim & BS	Bowl	Blue bands ext	C19th	
15020	BSGSW	3	9	3	BS	Hollow ware	U/Dec	LC18th – C19th	
15020	BSGSW	1	15	1	Base	Footed base	U/Dec	C19th	
15020	Cane Coloured ware	2	2	2	BS	Hollow ware	U/Dec	C19th	
15020	Colour Glazed ware	1	243	1	Spout	Teapot	Brown 'Rockingham' glaze	C19th	
15020	Colour Glazed ware	1	1	1	BS	Hollow ware	Blue int & ext	M – LC19th	
15020	Creamware	7	8	7	BS	Various	U/Dec	c.1740 – c.1820	Flaked & spalled
15020	Late Blackware	1	10	1	Footed base	Hollow ware	Black glaze int	C18th	Fine red fabric
15020	Late Blackware	2	2	2	BS	Hollow ware	Black glaze int & ext	C18th	Fine red fabric
15020	Mocha ware	1	2	1	BS	Hollow ware	Black Mocha tree on grey-green band w/ blue band above	C19th	
15020	Mottled Coarseware	1	9	1	BS	Hollow ware	MGIE	C18th	Orange body, cf BGFW
15020	MW type	1	2	1	Rim	Plate/dish	Misfired glaze int only	C18th	
15020	MW1	4	11	4	BS	Hollow ware	MGIE	C18th	

Context	Type	No	Wt	ENV	Part	Form	Decoration	Date range	Notes
15020	Pearlware	4	7	4	BS	Various	U/Dec	c.1780 – c.1840	
15020	Pearlware	1	1	1	BS	Hollow ware	Hand-painted blue & orange design int	c.1780 – c.1840	
15020	Pearlware	1	2	1	BS	U/ID	Hand painted orange & yellow design int	c.1780 – c.1840	
15020	Porcelain	1	2	1	Base	Ornament	U/Dec	C19th	Corner of a square base
15020	Slipware	1	10	1	Rim	Dish	Brown, red-brown & white feathered slip int; pie crust rim	C18th	Press-moulded dish
15020	Sponge printed ware	1	1	1	Rim	Flatware	Purple sponge printed design int & line around rim	c.1840+	
15020	Sponged ware	1	1	1	Flake	U/ID	Blue sponging ext	c.1830+	
15020	Stoneware	1	6	1	Base	Dish	Pale brown ext, pale grey int	C19th	
15020	Tin Glazed Earthenware	1	2	1	Footring base	Bowl	Blue-white glaze int & ext w/ hand-painted blue design ext	MC16th – MC18th	
15020	TP Whiteware	1	36	1	Rim	Bowl	?Wild Rose	M – LC19th	Sharply everted rim
15020	TP Whiteware	1	8	1	Flat base	Bowl	Willow	M – LC19th	
15020	TP Whiteware	1	8	1	Flat base	Bowl	Blue floral design	M – LC19th	
15020	TP Whiteware	1	5	1	Base	Flatware	Willow int	M – LC19th	U/ID partial maker's mark on underside
15020	TP Whiteware	1	3	1	BS	Flatware	Chinese pagoda int	M – LC19th	U/ID partial maker's mark on underside
15020	TP Whiteware	1	1	1	BS	?Flatware	Dot and line pattern int	M – LC19th	
15020	TP Whiteware	1	1	1	Flake	?Hollow ware	U/ID design ext	M – LC19th	
15020	TP Whiteware	1	1	1	BS	Hollow ware	U/ID TP design ext	M – LC19th	Secondarily burnt
15020	URE	2	31	2	BS	Hollow ware	U/Dec	C19th	?Flowerpot
15020	Whiteware	2	3	2	BS	Hollow ware	U/Dec	M – LC19th	
15020	Whiteware	1	1	1	BS	Flatware	Moulded floral design on rim int	M – LC19th	
15020	Whiteware	1	1	1	BS	Hollow ware	Cane coloured ext surface; rilled	M – LC19th	
15024	BGCW	1	11	1	BS	Pancheon	Brown glaze int; rilled ext	C18th – C19th	
15024	Blue Banded ware	1	5	1	Rim	Bowl	Blue band & line ext	C19th	
15024	Blue Banded ware	1	4	1	BS	Hollow ware	Blue lines ext	C19th	
15024	Bone China	1	25	1	Footring base	Cup/bowl	U/Dec	CM19th – EC20th	
15024	Bone China	1	10	1	Footring base	Plate	U/Dec	MC19th – EC20th	Secondarily burnt
15024	BSGSW	1	8	1	BS	Hollow ware	Stamped stars ext	C19th	
15024	BSGSW	1	2	1	Rim	Dish	U/Dec	C19th	
15024	Colour Glazed ware	2	12	2	BS	Hollow ware	Shiny brown glaze int & ext	C19th	
15024	Creamware	1	2	1	Footring base	Plate	U/Dec	c.1740 – c.1820	

Context	Type	No	Wt	ENV	Part	Form	Decoration	Date range	Notes
15024	Relief Banded ware	1	2	1	BS	Hollow ware	Raised bands ext	C19th	
15024	Stoneware	1	31	1	BS	Hollow ware	Rouletted band ext; brown ext, grey int	C19th	
15024	TP Whiteware	2	8	2	BS	Plate	Willow	M – LC19th	
15024	TP Whiteware	1	2	1	BS	Flatware	U/ID TP design int	M – LC19th	
15024	TP Whiteware	1	7	1	Rim	Dish	Bright blue geometric border	MC19th – EC20th	Extensively flaked
15024	Whiteware	1	44	1	Profile	Saucer	U/Dec	MC19th – EC20th	Thick institutional type Whiteware
15024	Whiteware	1	8	1	Fragment	?Figurine	Press-moulded fragment	C19th	
15024	Whiteware	1	1	1	BS	Flatware	U/Dec	M – LC19th	
15024	Whiteware	1	2	1	BS	Flatware	Hand painted red & green floral design int	M – LC19th	
15024	Whiteware	1	2	1	BS	Hollow ware	Hand painted green floral design ext	M – LC19th	
15025	Banded Creamware	1	2	1	BS	Hollow ware	Rilled band w/ blue paint	c.1740 – c.1820	
15025	BGCW	1	25	1	BS	Pancheon	Brown glaze int only	C18th – C19th	
15025	Bone China	1	10	1	Rim	?Mug/jug	U/Dec	MC19th – EC20th	Burnt shred w/ odd discolouration
15025	BSGSW	3	48	1	Rim	Bowl	Brown ext, green int w/ incised lines ext	C19th	
15025	BSGSW	2	5	2	BS	Hollow ware	U/Dec	C19th	
15025	Colour Glazed ware	1	5	1	BS	Hollow ware	U/Dec	C19th	
15025	Creamware	1	1	1	BS	Hollow ware	U/Dec	c.1740 – c.1820	Flaked
15025	Late Blackware	1	4	1	BS	Hollow ware	Black glaze int & ext	C18th	
15025	Late Blackware type	1	1	1	BS	Hollow ware	U/Dec	C18th	
15025	Redware	1	2	1	BS	U/ID	Clear glaze int	C17th – EC18th	
15025	Relief banded ware	1	3	1	BS	Hollow ware	Raised bands ext	C19th	
15025	Slip Coated ware	1	1	1	BS	Hollow ware	Red slip ext under clear glaze	C18th	
15025	Slip Coated ware	1	5	1	BS	Hollow ware	Band of red slip ext	C18th	Fabric as MW1
15025	Sponge Printed ware	1	9	1	BS	Flatware	Blue printed curvilinear design int	c.1840+	
15025	Stoneware	1	20	1	BS	Hollow ware	Light brown ext, green int	C19th	
15025	TP Whiteware	2	13	1	Base	Hollow ware	Green floral design int	M – LC19th	
15025	TP Whiteware	1	1	1	BS	Hollow ware	U/ID TP design int & ext	M – LC19th	
15025	TP Whiteware	1	1	1	Flake	Flatware	TP design int	M – LC19th	
15025	Whiteware	3	7	3	BS	BS/Flakes	U/Dec	M – LC19th	
15025	Whiteware	1	1	1	Rim	Plate	Relief moulded rim	M – LC19th	

Context	Type	No	Wt	ENV	Part	Form	Decoration	Date range	Notes
15031	?TP Pearlware	1	14	1	Footring base	Plate	Green printed floral design only	?LC18th - C19th	Bluing externally suggesting that it is Pearlware
15031	BSGSW	6	43	6	BS	Hollow ware	Brown ext, green int	C19th	
15031	BSGSW	1	2	1	BS	Hollow ware	Mottled ext, brown int	C18th – EC19th	
15031	Creamware	3	4	3	Rim & BS	Plate	U/Dec	c.1740 – c.1820	One flake
15031	Late Blackware	2	2	2	BS	Hollow ware	U/Dec	C18th	
15031	MW 1	1	2	1	BS	Mug	Rilled band ext	C18th	
15031	Slip Banded CC ware	1	5	1	BS	Hollow ware	Thin white slip lines ext	C19th	
15031	Slip Banded CC ware	1	1	1	BS	Hollow ware	White slip band w/ dark brown bands above & below	C19th	
15031	Sponge Printed ware	2	9	2	Rim	Bowl	Purple sponge printed flower design int	c.1840+	
15031	Sponged ware	2	101	2	Profile	Bowl	Blue sponging ext	c.1830+	Plain rim on a round bowl body, round ring foot base
15031	Sponged ware	1	27	1	Rim	Dish	Blue sponging int & ext	c.1830+	Bowl w/ everted flat rim
15031	Stoneware	7	1611	1	Base & BS	Jar/flagon	Brown ext, green int w/ stamped decoration ext	C19th	Large ovoid jar/flagon w/ footed base
15031	TP Whiteware	2	14	2	Rim	Plate	Willow	M – LC19th	
15031	TP Whiteware	1	15	1	Footring base	Plate	Willow	M – LC19th	
15031	TP Whiteware	2	8	2	BS	Plate	Willow	M – LC19th	
15031	TP Whiteware	1	1	1	BS	Flatware	U/ID design	M – LC19th	
15031	URE	11	56	10	Rim & BS	Flowerpot	U/Dec	C19th	Plain rim
15031	URE type	1	3	1	Fragment	Object	Fluted ext	Undated	Unidentified object; flat base,
15031	Whiteware	2	4	2	BS	Hollow ware	U/Dec	M – LC19th	
15033	?Creamware	1	2	1	Fragment	?Handle	Cream coloured sherd	?C18th – EC19th	Creamware or later cream coloured ware
15033	?Mottled ware	1	5	1	BS	Hollow ware	Dark (overfired) glaze int	C18th	
15033	?Mottled ware	1	4	1	BS	Hollow ware	Heavily overfired glaze int & ext	C18th	
15033	?Pearlware	2	3	2	Footring base	Plate	U/Dec	?c.1780 – c.1840	Lighter Pearlware
15033	?Pearlware	1	3	1	Ring foot base	Cup/bowl	U/Dec	?c.1780 – c.1840	
15033	?Pearlware	6	3	6	BS/Flakes	Various	U/Dec	?c.1780 – c.1840	
15033	?Whiteware	4	3	4	BS	Bowl/dish	Hand painted designs (U/ID) int	M- LC19th	Could be light Pearlware
15033	?Whiteware	4	3	4	BS	Hollow ware	Hand painted designs ext	M – LC19th	Could be light Pearlware
15033	?Whiteware	1	1	1	Handle	Cup	U/Dec	M – LC19th	Flaked & chipped
15033	Banded Creamware	2	3	2	Rim & BS	Hollow ware	Black 'inlaid' slip lines around body below rim	c.1740 – c.1820	
15033	Banded Redware	1	3	1	BS	Hollow ware	White slip lines on a fine red	C19th	

Context	Type	No	Wt	ENV	Part	Form	Decoration	Date range	Notes
							body		
15033	Banded Redware	1	4	1	BS/Spout	Jug	Fine red body w/ white slip int & ext & pale brown bands ext	C19th	
15033	Banded ware	1	2	1	BS	Hollow ware	Blue bands, thin red lines & black circular motifs ext	C19th	
15033	Banded ware	1	2	1	Rim	Bowl	Brown & red-brown lines & bands ext	C19th	
15033	Banded ware	2	4	2	Rim	?Dish/bowl	Hand-painted green band inside rim, black line int	M – LC19th	
15033	Banded ware	1	1	1	Rim	Hollow ware	Blue lines around rim int & ext w/ hand painted design on ext of body	C19th	?Pearlware
15033	Banded ware	1	7	1	BS	Bowl	Brown & white slip lines ext on a dark cane coloured body	C19th	
15033	Banded ware	1	2	1	Rim	Cup/bowl	Thin blue line int	M – LC19th	
15033	Banded ware	1	2	1	BS	Hollow ware	Black slip lines ext	C19th	
15033	Banded ware	1	2	1	Rim	Saucer	Green band inside rim	MC19th – EC20th	
15033	BGCW	13	132	13	BS	Pancheon	Brown glaze int only	C18th – C19th	
15033	BGCW	10	110	10	BS	Hollow ware	Brown glaze int & ext	C18th – C19th	
15033	BGCW	3	10	3	Flakes	?Pancheon	Brown glaze int	C18th – C19th	
15033	BGCW	1	17	1	Base	U/ID	Brown glaze int	C18th – C19th	
15033	BGCW	1	9	1	Handle	Jar	Brown glaze	C18th – C19th	
15033	BGCW	1	48	1	BS	Hollow ware	Brown glaze int & ext	C18th – C19th	Unusual thick sherd
15033	BGCW	2	29	2	Rim	Pancheon	Brown glaze int	C18th – C19th	Rounded everted rim
15033	BGCW	1	24	1	Rim	Hollow ware	Brown glaze int	C18th – C19th	Flat-topped rim
15033	BGCW	1	9	1	?Lug	?Jar	Brown glaze ext	C18th – C19th	Applied lug-like handle
15033	BGCW	2	23	2	BS	Pancheon	Brown glaze int	C18th – C19th	
15033	BGCW	3	71	3	BS	Pancheon	Brown glaze int	C18th - C19th	
15033	BGCW	2	42	2	Base	Pancheon	Brown glaze int only	C18th – C19th	
15033	BGCW	1	4	1	BS	Hollow ware	Brown glaze int & ext	C18th – EC19th	
15033	BGFW	2	35	1	Base	Hollow ware	Black glaze int & ext	C18th	Larger than Late Blackware
15033	BGSW	7	82	7	BS	Pancheon	Brown glaze int only	C18th – C19th	
15033	Blackware	2	9	2	BS	Hollow ware	Black glaze int & ext	C17th	
15033	Blue Banded ware	2	13	1	BS	Hollow ware	Blue line ext	C19th	
15033	Blue Banded ware	1	12	1	Flake	Hollow ware	Blue band ext	C19th	
15033	Blue Banded ware	1	4	1	BS	Hollow ware	Blue bands ext	C19th	
15033	Blue Banded ware	1	2	1	BS	Hollow ware	Broad blue band ext	C19th	

Context	Type	No	Wt	ENV	Part	Form	Decoration	Date range	Notes
15033	Bone China	1	14	1	Footring base	Cup/bowl	Hand painted design ext; to small to identify	C19th	
15033	Bone China	1	10	1	Rim	Tureen lid	Chinese landscape on top of lid	C19th	
15033	Bone China	1	7	1	Footring	Plate	U/Dec	C19th	
15033	Bone China	4	5	4	Rim & BS	Bowl	Overglaze painted floral designs int	C19th	
15033	Bone China	1	1	1	BS	Dish	Small section of blue design int only	C19th	
15033	Bone China	1	1	1	BS	U/ID	U/ID design int	C19th	
15033	Bone China	2	41	2	Profile	Plate	Christmas design including a robin int	MC19th – EC20th	
15033	Bone China	1	1	1	BS	U/ID	Blue sprigged decoration int	C19th	
15033	BSGSW	1	8	1	Rim	Bottle	U/Dec	C19th – EC20th	
15033	BSGSW	1	11	1	Rim	Dish	Ridge around ext of rim	C19th	Sharply everted rim
15033	BSGSW	1	14	1	Rim	Bowl	Brown ext, grey int	C19th	Plain rim
15033	BSGSW	1	7	1	Rim	Hollow ware	U/Dec	C18th – EC19th	Everted rim
15033	BSGSW	1	13	1	Footed base	Hollow ware	U/Dec	C18th – EC19th	Small footed base
15033	BSGSW	1	15	1	BS	Jar	U/Dec	C19th	
15033	BSGSW	1	17	1	Rim	Bowl	Stamped designs ext	C19th	Beaded rim
15033	BSGSW	5	28	5	BS	Hollow ware	Stamped designs ext	C19th	
15033	BSGSW	2	8	2	BS	Hollow ware	Incised lines ext, one w/ rouletted designs	C19th	
15033	BSGSW	9	33	9	BS	Hollow ware	U/Dec	C19th	
15033	BSGSW	1	19	1	BS	Hollow ware	Grey-green int & ext	C19th	
15033	BSGSW	1	6	1	Handle	Hollow ware	Round ridges on top of handle	LC18th – C19th	
15033	BSGSW	1	2	1	Base	Hollow ware	U/Dec	LC18th – C19th	
15033	BSGSW	1	1	1	Rim	Bowl	Incised lines below beaded rim	LC18th – C19th	
15033	BSGSW	1	1	1	BS	Hollow ware	Shiny brown glaze ext; pale grey int	LC18th – C19th	
15033	BSGSW	1	4	1	BS	Hollow ware	Light brown ext, grey int	?C18th	Very thin walls
15033	BSGSW	1	2	1	BS	Hollow ware	Brown ext, grey int	C19th	
15033	BSGSW	2	33	1	Rim	Jar	Heavy folded clubbed rim	C19th	
15033	BSGSW	6	78	6	BS	Hollow ware	Incised ext	C19th	
15033	BSGSW	1	27	1	Base	Hollow ware	U/Dec	C19th	
15033	BSGSW	1	8	1	Footed base	Bowl	U/Dec	C19th	
15033	BSGSW	1	11	1	Rim	Bowl	Incised lines ext	C19th	Clubbed rim
15033	BSGSW	1	5	1	Rim	Bowl	Folded clubbed rim; incised	C19th	

Context	Type	No	Wt	ENV	Part	Form	Decoration	Date range	Notes
							lines below rim		
15033	BSGSW	1	5	1	Base	Hollow ware	U/Dec	C19th	
15033	BSGSW	1	6	1	BS	Hollow ware	U/Dec	C19th	
15033	BSGSW	1	6	1	BS	Hollow ware	Rouletted line ext	C19th	
15033	BSGSW	1	1	1	BS	Hollow ware	U/Dec	C18th	
15033	Cane Coloured ware	1	14	1	Ring foot base	Bowl	U/Dec	C19th	Round ring foot
15033	Cane Coloured ware	5	15	5	BS & flakes	Various	U/Dec	C19th	Probably mainly hollow wares
15033	Cane Coloured ware	1	7	1	Rim	Pie dish	U/Dec	C19th	
15033	Cane Coloured ware	1	1	1	Handle	Hollow ware	U/Dec	C19th	
15033	Cane Coloured ware	1	1	1	Handle stump	Hollow ware	Moulded handle terminal	C19th	
15033	Cane Coloured ware	1	2	1	BS & handle	Cup	White slip int	C19th	
15033	Cane Coloured ware	1	14	1	Handle	?Jug	U/Dec	C19th	
15033	Cane Coloured ware	1	4	1	Handle	?Mug/jug	U/Dec	C19th	
15033	Cane Coloured ware	1	7	1	Base	?Pie dish	U/Dec	C19th	
15033	Cane Coloured ware	1	4	1	BS	Hollow ware	U/Dec	C19th	
15033	Cane Coloured ware	1	1	1	Rim	Bowl	Rouletted bands ext	C19th	
15033	Colour Glazed ware	1	4	1	BS	Hollow ware	Brown mottled glaze int & ext	C19th	
15033	Creamware	20	30	20	BS & flakes	Hollow ware	U/Dec	c.1740 – c.1820	
15033	Creamware	33	52	33	BS & flakes	Flatware	U/Dec	c.1740 – c.1820	Includes footring bases
15033	Creamware	11	28	11	Rim	Plate	U/Dec	c.1740 – c.1820	
15033	Creamware	3	16	3	Flat base	Bowl	U/Dec	c.1740 – c.1820	
15033	Creamware	1	4	1	Ring foot base	?Bowl	U/Dec	c.1740 – c.1820	
15033	Creamware	1	1	1	Flake	BS & handle stump	U/Dec	c.1740 – c.1820	
15033	Creamware	2	2	2	Flake	?Ring foot base	U/Dec	c.1740 – c.1820	
15033	Creamware	1	1	1	Handle flake	Hollow ware	U/Dec	c.1740 – c.1820	
15033	Creamware	2	8	2	Rim	Plate	Moulded rim; sprays	c.1740 – c.1820	
15033	Creamware	2	3	2	Rim	Plate	Moulded 'feather' rim	c.1740 – c.1820	
15033	Creamware	1	2	1	BS	Hollow ware	Rilled band ext	c.1740 – c.1820	

Context	Type	No	Wt	ENV	Part	Form	Decoration	Date range	Notes
15033	Creamware	1	1	1	Decorative frag	U/ID	Triple twisted rod w/ purple mottling	c.1740 – c.1820	
15033	Creamware	1	3	1	BS	Flatware	Moulded concentric circle int	c.1740 – c.1820	
15033	Creamware	1	1	1	BS/Flake	Hollow ware	Brown mottling ext	c.1740 – c.1820	
15033	Creamware	1	3	1	BS	Hollow ware	Vertical fluting & pale green mottling	c.1740 – c.1820	
15033	Creamware	3	4	3	BS & flakes	Flatware	U/Dec	c.1740 – c.1820	
15033	Creamware	1	2	1	BS	Flatware	U/Dec	c.1740 – c.1820	
15033	Creamware	1	3	1	Ring foot base	Flatware	U/Dec	c.1740 – c.1820	Flaked int; light Creamware; angular ring foot
15033	Creamware	1	3	1	Ring foot base	Bowl	Hand painted floral design int	c.1740 – c.1820	
15033	Creamware	1	1	1	BS	Hollow ware	Prominent rilling ext	c.1740 – c.1820	
15033	Creamware	5	26	5	Rim	Plate	U/Dec	c.1740 – c.1820	
15033	Creamware	1	18	1	Recessed base	Plate	U/Dec	c.1740 – c.1820	
15033	Creamware	3	21	3	Footring base	Plate	U/Dec	c.1740 – c.1820	
15033	Creamware	8	24	8	BS	Flatware	U/Dec	c.1740 – c.1820	
15033	Creamware	7	11	7	BS	Hollow ware	U/Dec	c.1740 – c.1820	
15033	Creamware	2	11	2	Rim	Bowl	U/Dec	c.1740 – c.1820	Plain rim
15033	Creamware	1	10	1	Footring base & body	Bowl	U/Dec	c.1740 – c.1820	
15033	Creamware	2	6	2	Rim	Bowl/dish	U/Dec	c.1740 – c.1820	Similar to plate rims but narrower
15033	Creamware	1	9	1	Ring foot base	Bowl	U/Dec	c.1740 – c.1820	Angular ring foot base
15033	Creamware	1	2	1	BS	Plate	U/Dec	c.1740 – c.1820	
15033	Edged ware	3	7	3	Rim	Plate	Rococo pattern rim; blue paint	c.1784 – c.1812	
15033	Edged ware	2	6	2	Rim	Plate	Plain rim w/ blue feather-edged paint	E – MC19th	
15033	Edged ware	2	15	2	Rim	Plate	Low relief 'grass' pattern w/ blue paint	EC19th	
15033	Edged ware	1	4	1	Rim	Plate	Moulded 'Grass' pattern w/ blue paint	EC19th	
15033	Fine Redware	1	6	1	Footring base	Hollow ware	U/Dec	LC18th – C19th	Fine red fabric & clear glaze
15033	Fine Redware	1	4	1	BS	Hollow ware	White slip int, white slip line ext	C19th	
15033	Late Blackware	37	187	37	BS	Hollow ware	Black glaze int & partially ext	C18th	
15033	Late Blackware	1	7	1	Rim	Jar	Black glaze int & ext	C18th	Everted rim; fine dark red fabric
15033	Late Blackware	2	37	2	Footed base	Hollow ware	Black glaze int	C18th	Hard red fabric
15033	Late Blackware	1	16	1	BS & handle	Hollow ware	Black glaze int & ext	C18th	



Context	Type	No	Wt	ENV	Part	Form	Decoration	Date range	Notes
15033	Late Blackware	1	15	1	Base	Hollow ware	Black glaze int only	C18th	
15033	Late Blackware	1	4	1	Rim	Hollow ware	Black glaze int & ext; unusual bifid rim	C18th	
15033	Late Blackware	1	6	1	Flat base	Hollow ware	Black glaze int only	C18th	
15033	Late Blackware	1	4	1	Rim	Jar	Brown glaze int & ext	C18th	
15033	Late Blackware	1	8	1	Base	Small jar	Black glaze int & partially ext	C18th	Odd small plain base
15033	Late Blackware	10	65	10	BS	Hollow ware	Black glaze int & partially ext	C18th	Fine red fabric
15033	Late Blackware	2	46	1	Footed base	Hollow ware	Black glaze int & partially ext	C18th	Fine red fabric
15033	Late Blackware	1	23	1	Footed base	Hollow ware	Black glaze int & partially ext	C18th	Fine red fabric
15033	Late Blackware	1	15	1	Footed base	Hollow ware	Black glaze int & partially ext	C18th	Narrow diameter vessel; fine red fabric
15033	Late Blackware	1	5	1	Rim	Dish	Black glaze int	C18th	Fine red fabric
15033	Late Blackware	1	6	1	Footed base	Hollow ware	Black glaze int & partially ext	C18th	Fine red fabric
15033	Late Blackware	5	59	5	Handle	Hollow ware	Black glaze int & ext	C18th	
15033	Late Blackware type	2	12	2	Rim & BS	Hollow ware	Shiny black glaze int & ext	?C18th	Unusually shiny glaze
15033	Late Blackware type	1	3	1	BS	Hollow ware	Black glaze int & ext	C18th	Light buff fabric as MW1
15033	Lustre ware	1	1	1	BS	Hollow ware	Gold lustre on black glaze ext	C19th	
15033	Lustre ware	1	2	1	Rim	Hollow ware	Red-gold lustre pattern int & ext on cream body	EC19th	
15033	Mocha ware	1	3	1	BS	Hollow ware	White slip lines ext; blue Mocha tree on white band	C19th	
15033	Mottled Creamware	1	9	1	Base	Dish	Green & purple mottling int & ext	c.1740 – c.1820	
15033	Mottled Pearlware	1	7	1	BS	Hollow ware	Blue spots & mottled green on a low relief moulded surface ext	c.1780 – c.1840	
15033	Mottled ware type	1	7	1	BS	Hollow ware	Dark MGIE	C18th	
15033	MW1	1	4	1	BS	Hollow ware	Raised ridge ext	C18th	
15033	MW1	1	30	1	Footed base	Porringer	MGIE	C18th	
15033	MW1	1	10	1	Base	Mug/tankard	MGIE; rilled band above base	C18th	
15033	MW1	1	9	1	Base	Mug/tankard	MGIE w/ small foot	C18th	
15033	MW1	4	13	4	BS	Hollow ware	MGIE	C18th	
15033	MW1	1	3	1	BS	Hollow ware	MGI only	C18th	
15033	MW1	2	4	2	BS	Hollow ware	MGIE	C18th	
15033	MW1	1	14	1	Footed base	Porringer	Dark MGI only	C18th	Blackened ext
15033	MW1	1	18	1	BS	Bowl	MGIE	C18th	
15033	MW1	1	6	1	Rim & handle	Hollow ware	MGIE	C18th	
15033	MW1	1	3	1	BS	Hollow ware	MGIE	C18th	
15033	MW1	1	7	1	BS	Hollow ware	Mottled glaze int & ext	C18th	

Context	Type	No	Wt	ENV	Part	Form	Decoration	Date range	Notes
15033	Pearlware	8	11	8	BS	Flatware	U/Dec	c.1780 – c.1840	
15033	Pearlware	8	21	8	BS	Hollow ware	U/Dec	c.1780 – c.1840	
15033	Pearlware	2	5	2	Recessed base	Plate	U/Dec	c.1780 – c.1840	
15033	Pearlware	1	2	1	Handle	Jug	U/Dec	c.1780 – c.1840	Flaked
15033	Pearlware	1	7	1	Ring foot base	?Bowl	U/Dec	c.1780 – c.1840	Tall angular ring foot
15033	Pearlware	1	3	1	Ring foot base	Flatware	U/Dec	c.1780 – c.1840	Angular ring foot
15033	Pearlware	2	2	2	BS/Flake	Cup/bowl	U/Dec	c.1780 – c.1840	Possibly ring foot bases
15033	Pearlware	1	4	1	Flat base	?Pie dish	U/Dec	c.1780 – c.1840	
15033	Pearlware	1	1	1	BS	Bowl	Hand-painted blue design int	c.1780 – c.1840	
15033	Pearlware	1	6	1	Rim	Plate	U/Dec	c.1780 – c.1840	
15033	Pearlware	6	13	6	BS	Hollow ware	U/Dec	c.1780 – c.1840	
15033	Pearlware	6	23	6	BS	Flatware	U/Dec	c.1780 – c.1840	
15033	Pearlware	1	5	1	Footring base	Plate	U/Dec	c.1780 – c.1840	
15033	Pearlware	1	2	1	Base	Hollow ware	Impressed circle underside	c.1780 – c.1840	
15033	Pearlware	1	3	1	BS	Hollow ware	Relief banded body sherd	c.1780 – c.1840	
15033	Pearlware	1	1	1	BS	Cup/bowl	Hand painted red design int	c.1780 – c.1840	
15033	Pearlware	1	4	1	BS	Flatware	Hand painted brown leaves	c.1780 – c.1840	
15033	Porcelain	1	12	1	Ring foot base	Cup/bowl	Hand painted blue design int; concentric circles under RFB	?C18th	Chipped & abraded; ?Import
15033	Porcelain	1	2	1	Rim	Cup/bowl	Hand painted curvilinear border int; fluted body	?C18th	?Import
15033	Porcelain	1	2	1	BS	Hollow ware	Hand painted blue design ext	?C18th	?Import
15033	Redware	1	17	1	BS	Bowl/pancheon	Clear glaze int	C17th – EC18th	Knife trimmed ext
15033	Redware	1	11	1	Rim	Dish	Clear glaze int	C17th – EC18th	Plain rim
15033	Redware	1	7	1	Rim	Dish	Clear glaze int	C17th – EC18th	Clubbed overhanging rim
15033	Redware	1	15	1	BS	Dish	Clear glaze ext	C17th – EC18th	
15033	Redware	1	5	1	BS	Hollow ware	Clear glaze int; thin glaze ext; rilled profile	C17th – EC18th	
15033	Redware type	1	8	1	BS	Bowl/dish	Clear glaze int	C17th – EC18th	Coarser and harder fabric than normal
15033	Redware type	1	18	1	BS	Hollow ware	Patchy clear glaze ext	C18th	
15033	Slip Banded CC ware	1	11	1	BS	Carinated bowl	Thin white slip lines ext	C19th	
15033	Slip Banded CC ware	1	5	1	Rim	Hollow ware	Blue and white lines ext	C19th	
15033	Slip Banded CC ware	1	2	1	BS	Hollow ware	White slip lines ext	C19th	

Context	Type	No	Wt	ENV	Part	Form	Decoration	Date range	Notes
15033	Slip Banded CC ware	1	2	1	BS	Hollow ware	Blue painted line ext	C19th	
15033	Slip Banded CC ware	1	3	1	BS	Hollow ware	Multiple thin white slip lines ext	C19th	
15033	Slip Banded CC ware	2	5	2	BS	Hollow ware	Blue line & multiple white slip lines ext	C19th	
15033	Slip Banded CC ware	1	2	1	Rim	Bowl	Brown & white lines ext	C19th	
15033	Slip Banded CC ware	2	6	2	BS	Hollow ware	Diffuse brown & white lines ext	C19th	
15033	Slip Banded CC ware	1	1	1	Rim	Bowl	Brown line above white band	C19th	
15033	Slipware	1	13	1	BS	Dish	Red-brown & white slip int; feathered white lines	C18th	Press-moulded dish; buff body w/ thin red streaks
15033	Slipware	1	16	1	BS	Hollow ware	Red-brown & white stripes int	C18th	Press-moulded dish; red fabric w/ thin white streaks
15033	Sponge Printed ware	1	72	1	Profile	Saucer	Sponge printed circular designs w/ embellishments int	c.1840+	
15033	Sponged ware	1	23	1	Profile	Saucer	Blue sponging int	c.1830+	
15033	Sponged ware	2	4	2	BS	Flatware	Blue sponging int	c.1830+	
15033	Sponged ware	1	1	1	Rim	Saucer	Blue sponging int	c.1830+	
15033	Sponged ware	2	3	1	Rim	Hollow ware	Blue sponging int & ext	c.1830+	
15033	Sponged ware	1	4	1	BS	Hollow ware	Blue sponging ext	c.1830+	
15033	Sponged ware	1	1	1	BS	Cup/bowl	Blue sponging ext	c.1830+	
15033	Sponged ware	1	1	1	Flake	Hollow ware	Blue sponging on one side	c.1830+	
15033	Sponged ware	3	106	1	Profile	Bowl	Blue sponging ext	c.1830+	Round ring foot base
15033	Sponged ware	1	2	1	Rim	Saucer	Blue sponging int	c.1830+	
15033	Sponged ware	1	1	1	Footring base	Saucer	Blue sponging int	c.1830+	
15033	Stoneware	1	162	1	BS	Hollow ware	Brown ext, green int	C19th	See also cxt 10531
15033	Stoneware	3	41	3	BS	Hollow ware	Green int & ext	C19th	
15033	Stoneware	1	4	1	BS	Hollow ware	Relief moulded design w/ seated figure	C19th	
15033	Tin Glazed Earthenware	1	3	1	BS	Hollow ware	Blue-white slip int & ext	MC16th – MC18th	
15033	Tin Glazed Earthenware	1	1	1	BS	U/ID	U/ID blue design on one side	MC16th – MC18th	
15033	TP Bone China	1	4	1	BS	Hollow ware	Dark blue U/ID design ext	C19th	
15033	TP Pearlware	2	5	2	BS/flake	Hollow ware	Chinese ;landscapes ext	c.1780 – c.1840	
15033	TP Pearlware	1	1	1	BS	Flake	U/ID TP design ext	c.1780 – c.1840	Possible ring foot base

Context	Type	No	Wt	ENV	Part	Form	Decoration	Date range	Notes
15033	TP Pearlware	1	1	1	Rim	Saucer	U/ID TP design w/ oak leaves; brown line on rim	c.1780 – c.1840	
15033	TP Pearlware	1	2	1	Rim	?Flatware	Wavy rim; TP floral design	c.1780 – c.1840	
15033	TP Pearlware	2	2	2	Rim	Dish	Curvilinear design int	c.1780 – c.1840	Rather crude print but Pearlware body
15033	TP Pearlware	11	18	11	BS	Hollow ware	Various TP designs ext	c.1780 – c.1840	Mainly Pearlware but some could be Whiteware
15033	TP Pearlware	1	4	1	Rim	Jar	Tall vertical rim; U/ID TP design on shoulder & body	c.1780 – c.1840	
15033	TP Pearlware	1	3	1	BS	Flatware	U/ID design w/ a bird & bushes	c.1780 – c.1840	
15033	TP Pearlware	1	3	1	Footring base	Cup/bowl	U/ID design int	c.1780 – c.1840	
15033	TP Pearlware	1	2	1	BS	Hollow ware	U/ID TP design ext	c.1780 – c.1840	
15033	TP Pearlware	1	1	1	BS	Hollow ware	U/ID blue design ext	c.1780 – c.1840	
15033	TP Whiteware	1	7	1	BS	Hollow ware	Dark Flow Blue design ext	c.1840+	
15033	TP Whiteware	1	1	1	BS	?Cup/bowl	Dark Flow Blue design int	c.1840+	
15033	TP Whiteware	1	14	1	Base	?Eggcup	Disc base w/ central stem; Willow border around edge of base	M – LC19th	
15033	TP Whiteware	12	33	12	Rim, footring base & BS	Flatware	Willow	M – LC19th	
15033	TP Whiteware	1	2	1	BS	Hollow ware	Willow	M – LC19th	
15033	TP Whiteware	2	2	2	BS	Hollow ware	U/ID black printed designs ext	M – LC19th	
15033	TP Whiteware	1	3	1	BS	Plate	Multiple wavy lines int	M – LC19th	
15033	TP Whiteware	1	1	1	Rim	Hollow ware	TP floral design on cellular background int & ext	M – LC19th	
15033	TP Whiteware	1	2	1	BS	Hollow ware	TP design int & ext	M – LC19th	
15033	TP Whiteware	1	2	1	Rim	Flatware	U/ID TP design int	M – LC19th	Flaked
15033	TP Whiteware	4	3	3	BS	Flatware	Various fragmentary designs in green, red & black	M – LC19th	
15033	TP Whiteware	1	2	1	Base	?Flatware	Bluer tendril design int	M – LC19th	
15033	TP Whiteware	1	2	1	BS	?Flatware	U/ID TP design int	M – LC19th	
15033	TP Whiteware	1	1	1	BS	U/ID	U/ID TP design	M – LC19th	
15033	TP Whiteware	4	14	3	Rim & BS	Plate	Willow	M – LC19th	
15033	TP Whiteware	1	5	1	Rim	Plate	Chinese border ext	M – LC19th	
15033	TP Whiteware	1	5	1	Rim	Hollow ware	U/ID TP design int & ext	M – LC19th	
15033	TP Whiteware	4	2	4	BS	U/ID	U/ID TP designs	M – LC19th	
15033	TP Whiteware	1	3	1	Rim	Flatware	Dark 'Flow Blue' design int	M – LC19th	
15033	U/ID	1	3	1	BS	Hollow ware	Rilled ext	Undated	Very hard, dense, semi-vitrified

Context	Type	No	Wt	ENV	Part	Form	Decoration	Date range	Notes
									purple fabrics
15033	U/ID Coarseware	1	51	1	BS	Hollow ware	U/Dec	Undated	Odd buff Coarseware w/ large rock frags
15033	URE	1	4	1	BS	Hollow ware	U/Dec	C19th	
15033	URE	1	115	1	Base	Flowerpot	U/Dec	C19th	
15033	Whiteware	1	8	1	BS	Hollow ware	Lobate form	M – LC19th	
15033	Whiteware	1	6	1	Footring base	Plate	U/Dec	M – LC19th	
15033	Whiteware	1	2	1	Rim	Flatware	Hand painted red floral design int & black line inside rim	M – LC19th	
15033	Whiteware	1	1	1	Rim	Bowl	Hand painted blue & orange frieze around inside of rim	M – LC19th	Could be Pearlware; ext surface flaked
15033	Whiteware	1	1	1	Rim	Bowl	Brown & yellow band around inside of rim	M – LC19th	Could be light Pearlware
15033	Whiteware	1	2	1	Handle stump	?Jug	Some bluing; could be Flow Blue	c.1840+	
15033	Whiteware	1	1	1	Rim	Cup/bowl	Moulded rim	M – LC19th	Moulding similar to a banded ware sherd from cxt15017
15033	Whiteware	1	1	1	BS	Hollow ware	Odd grey decoration ext	M – LC19th	
15033	Whiteware	1	1	1	BS	Lobate form	Blue painted star ext	M – LC19th	
15033	Whiteware	1	1	1	Base	U/ID	U/Dec	M – LC19th	
15033	Whiteware	1	2	1	?Footring base	Hollow ware	U/Dec	M – LC19th	
15033	Whiteware	1	3	1	BS	Flatware	U/Dec	C19th	Very heavily burnt
15033	Whiteware	1	12	1	Footring base	Plate	U/Dec	M – LC19th	
15033	WSGSW	1	3	1	Ring foot base	Bowl	U/Dec	c.1720 – c.1780	Angular ring-foot base
15033	WSGSW	2	5	1	Ring foot base	?Bowl	U/Dec	c.1720 – c.1780	
15033	WSGSW	1	5	1	BS	Flatware	U/Dec	c.1720 – c.1780	

**Table 3** Cross-context joins in Trench 15

Context	Type	No	Wt	ENV	Part	Form	Decoration	Date range	Notes
15001	TP Whiteware	1	2	1	BS	Plate	Wild Rose	1839 – 1893	

15017	TP Whiteware	2	20	1	Footring base	Plate	Wild Rose	1839 – 1893	
15017	TP Whiteware	1	10	1	Rim	Plate	Wild Rose	1839 – 1893	
15001&15017&15024&15025	TP Whiteware	6	48	1	Footring base	Plate	Wild Rose	1839 – 1893	Barker mark on underside; Don Pottery
15024&15017&15025	TP Whiteware	3	37	1	Rim	Plate	Wild Rose	1839 – 1893	
	<b>Total</b>	<b>13</b>	<b>117</b>	<b>5</b>					

**Table 4 Pottery from Trench 16**

Context	Type	No	Wt	ENV	Part	Form	Decoration	Date range	Notes	Base diam
16001	?Cistercian ware/Blackware	1	4	1	BS & handle	Cup/tyg	Black glaze int & ext	?C16th / C17th		
16001	?Late Blackware	1	6	1	BS	Hollow ware	Black glaze int	C18th	Overfired	
16001	?Mottled ware	2	7	2	BS	Hollow ware	One w/ rilled band ext	C18th	Heavily burnt w/ blistered glaze	
16001	Banded ware	1	2	1	BS	Dish/bowl	Diffuse green band w/ brown lines	LC18th – MC19th	See also cxt 16018	
16001	Banded ware	1	1	1	BS	Hollow ware	Diffuse green band w/ brown lines & arrowhead motif	LC18th – MC19th	See also cxt 16018	
16001	Banded ware	1	2	1	Rim	Bowl	Brown lines below rim & grey-green band	C19th		
16001	Banded ware	2	2	2	BS	Hollow ware	Diffuse brown lines ext	C19th		
16001	Banded ware	1	1	1	BS	Hollow ware	Pale green line over pecked pattern	LC18th – EC19th	See also cxt 16018	
16001	Banded ware	1	3	1	BS	Plate	Relief moulded leaf pattern & thin red line	M – LC19th		
16001	Banded ware	1	1	1	Rim	Hollow ware	Red lines int & ext & red flower	M – LC19th		
16001	Banded ware	1	5	1	BS	Hollow ware	Salmon pink band ext	M – LC19th	Flaked ext	
16001	Banded ware	1	1	1	Footring base	Plate	Thin red line int	M – LC19th		
16001	Banded ware	1	3	1	Footed base	U/ID	Black band above splayed foot	M – LC19th		
16001	Banded ware	1	1	1	Rim	Hollow ware	Thin red line below rim	M – LC19th		
16001	Banded ware type	2	2	2	Rim	Cup/bowl	Blue line inside rim	C19th		
16001	BGCW	2	258	1	Base	Pancheon	Brown glaze int only	C18th - C19th	Use-wear on underside	
16001	BGCW	8	175	8	Base	Pancheon	Brown glaze int only	C18th – C19th		

Context	Type	No	Wt	ENV	Part	Form	Decoration	Date range	Notes	Base diam
16001	BGCW	22	109	22	BS	Bowl/pancheon	Brown glaze int	C18th – C19th		
16001	BGCW	1	110	1	BS	Hollow ware	Brown glaze int & ext	C18th – C19th		
16001	BGFW	5	64	4	Base	Jar	Black glaze int & partially ext	C18th – EC19th	Light fabric	
16001	BGFW	18	67	18	BS	Hollow ware	Brown glaze int & ext	C18th – C19th		
16001	BGFW	1	9	1	Recessed base	Hollow ware	Brown glaze int & ext	C18th	Unusual base w/ recessed centre	
16001	Blackware	1	8	1	Rim	Hollow ware	Black glaze int & ext	C17th	Very thin walled vessel	
16001	Blue Banded ware	5	4	5	BS	Hollow ware	Blue bands ext	C19th		
16001	Bone China	2	5	2	Rim	Hollow ware	U/Dec	C19th		
16001	Bone China	3	7	3	Footring base	Plate	U/Dec	C19th		
16001	Bone China	1	4	1	Rim	Plate	Thin green line int	C19th		
16001	Bone China	3	3	3	BS	Hollow ware	U/Dec	C19th		
16001	Bone China	4	90	4	Rim	Plate	Fine overglaze painted red designs int	C19th		
16001	Bone China	1	2	1	Rim	Plate	U/Dec	C19th		
16001	Bone China	2	1	2	Rim	Hollow ware	U/Dec	C19th		
16001	BSGSW	2	6	2	Handle	Mug	Grooves & ridges on top of handle	C18th		
16001	BSGSW	1	19	1	Ring foot base	Bowl	Incised grooves & rouletting around body	C18th – EC19th		
16001	BSGSW	2	16	2	Flat base	?Bowl	U/Dec	C19th		
16001	BSGSW	2	30	2	Pedestal base	Bowl	U/Dec	LC18th – C19th	Short foot or pedestal	
16001	BSGSW	1	30	1	Footed base	Mug/tankard	Bulged foot w/ incised lines at junction w/ body	C18th		
16001	BSGSW	6	29	6	Rim	Dish	U/Dec	LC18th – C19th	Sharply everted rim	
16001	BSGSW	1	7	1	Rim	Jar	U/Dec	LC18th – C19th	Everted round rim; glaze over one broken edge	
16001	BSGSW	1	16	1	Rim	Bowl	Clubbed rim; stamped designs on body	C19th		
16001	BSGSW	1	6	1	BS & handle stump	Mug/tankard	Rilled band around body	C18th		
16001	BSGSW	1	6	1	Rim	Bowl	U/Dec	C18th	Small beaded rim	
16001	BSGSW	1	7	1	Rim	Bowl	U/Dec	C19th		
16001	BSGSW	21	48	21	BS	Hollow ware	U/Dec	C18th – EC19th		
16001	BSGSW	9	23	9	BS	Hollow ware	Incised line ext	C18th – EC19th		
16001	BSGSW	10	29	10	BS	Hollow ware	Rouletted design ext	C18th –		

Context	Type	No	Wt	ENV	Part	Form	Decoration	Date range	Notes	Base diam
								C/MC19th		
16001	BSGSW	1	12	1	BS	Hollow ware	Stamped & rouletted pattern ext	C19th		
16001	BSGSW	1	1	1	BS	Hollow ware	Rilled band ext	C18th		
16001	BSGSW	1	2	1	BS	Hollow ware	Two pairs of double incised bands ext	C18th		
16001	BSGSW	1	9	1	BS	Hollow ware	Stamped decoration ext	C19th		
16001	BSGSW	1	3	1	Rim	Hollow ware	U/Dec	C18th	Everted rim	
16001	BSGSW	1	2	1	Rim	Hollow ware	U/Dec	C18th – C19th		
16001	BSGSW	2	2	1	Rim	Hollow ware	U/Dec	C18th		
16001	BSGSW	1	6	1	BS	Bowl	Grooves above base	C19th		
16001	BSGSW	1	2	1	BS	Hollow ware	U/Dec	C18th		
16001	BSGSW	1	1	1	Rim	Dish	U/Dec	C18th		
16001	BSGSW	2	2	2	BS	Hollow ware	U/Dec	C18th – EC19th		
16001	BSGSW	3	21	1	Rim	?Lid	U/Dec	C18th – C19th		
16001	Cane Coloured ware	15	34	15	BS	Hollow ware	U/Dec	C19th		
16001	Cane Coloured ware	3	46	2	Ring foot base	Bowl	U/Dec	C19th	Angular ring foot base	
16001	Cane Coloured ware	2	13	2	Rim	Pie dish	U/Dec	C19th		
16001	Cane Coloured ware	2	8	2	BS	U/ID	U/Dec	C19th	Flaked & spalled	
16001	Cane Coloured ware	1	2	1	Rim & spout	Jug	U/Dec	C19th		
16001	Cane Coloured ware	1	9	1	BS	Carinated bowl	U/Dec	C19th		
16001	Cane Coloured ware	1	9	1	Handle	?Jug	U/Dec	C19th		
16001	Cane Coloured ware	5	6	5	Rim	?Hollow ware	U/Dec	C19th		
16001	Cane Coloured ware	2	3	2	Base	Hollow ware	U/Dec	C19th		
16001	Cane Coloured ware	1	2	1	Handle	Hollow ware	U/Dec	C19th		
16001	Cane Coloured ware	1	2	1	BS	Hollow ware	Shallow groove ext	C19th		
16001	Cane Coloured ware	1	1	1	BS	?Hollow ware	U/Dec	C19th	Odd sherd; lighter than normal	
16001	Cistercian ware	1	2	1	Rim	Cup/tyg	Black glaze int & ext	MC15th – c.1600		
16001	Colour Glazed ware	2	2	2	BS	U/ID	Green glaze int & ext	C19th	Could be Creamware	
16001	Creamware	1	17	1	Profile	Lid	U/Dec	c.1740 – c.1820		
16001	Creamware	5	9	5	Footring base	Plate	U/Dec	c.1740 – c.1820		
16001	Creamware	16	37	16	BS	Flatware	U/Dec	c.1740 – c.1820	BS & flakes	
16001	Creamware	23	28	23	BS	Hollow ware	U/Dec	c.1740 – c.1820	BS & flakes	
16001	Creamware	7	16	7	Rim	Flatware	U/Dec	c.1740 – c.1820		



Context	Type	No	Wt	ENV	Part	Form	Decoration	Date range	Notes	Base diam
16001	Creamware	4	4	4	Rim	Hollow ware	U/Dec	c.1740 – c.1820		
16001	Creamware	1	1	1	Flake	Ring foot base	U/Dec	c.1740 – c.1820	Angular ring foot base	
16001	Creamware	1	1	1	Flake	Rim	Moulded rim	c.1740 – c.1820		
16001	Creamware	1	1	1	Ring foot base	U/ID	U/Dec	c.1740 – c.1820	Angular ring foot base	
16001	Creamware	1	1	1	BS	Hollow ware	Hand painted lustre design ext; floral pattern	c.1740 – c.1820		
16001	Edged ware	6	8	6	Rim	Plate	Moulded rim w/ blue paint	EC19th		
16001	Edged ware	1	1	1	Rim	Plate	Moulded rim w/ green paint	EC19th		
16001	Fine Redware	2	1	2	BS	Hollow ware	U/Dec	C19th		
16001	Jet ware	1	3	1	BS & strainer	Teapot	Black glaze on black body	M – LC19th		
16001	Late Blackware	17	59	17	BS	Hollow ware	Black glaze int & ext	C18th	Hard, fine dark red body similar to Blackware	
16001	Late Blackware	2	11	1	Base	Hollow ware	Black glaze int	C18th	Bright orange body	
16001	Late Blackware	1	11	1	Footed base	Porringer	Black glaze int only	C18th	Bright orange body	
16001	Late Blackware	1	3	1	Footed base	Hollow ware	Black glaze int	C18th	Orange body	
16001	Late Blackware	1	2	1	Handle	Hollow ware	Black glaze	C18th	Hard, fine dark red body	
16001	Late Blackware	1	51	1	Rim	Dish	Black glaze int	C18th	Very hard, dense dark red body; shallow groove inside rim	
16001	Late Blackware	11	20	11	BS	Hollow ware	Black glaze int & ext	C18th	Bright orange body	
16001	Late Blackware	1	7	1	Rim	Dish	Black glaze int & ext	C18th	Hard, fine dark red fabric	
16001	Late Blackware	1	4	1	Rim	Dish	Black glaze int only	C18th		
16001	Late Blackware	14	35	14	BS	Hollow ware	Black glaze int & ext	C18th	Various fine fabrics	
16001	Late Blackware	3	7	3	Base	Hollow ware	Black glaze int	C18th		
16001	Late Blackware	1	9	1	BS & handle stump	Hollow ware	Black glaze int & ext	C18th	Bright orange slightly sandy fabric	
16001	Late Blackware	1	3	1	Rim	Hollow ware	Black glaze int & ext	C18th	Fine hard, dark red fabric	
16001	Late Blackware	2	3	1	Handle	Hollow ware	Black glaze int & ext	C18th	Bright orange slightly sandy	

Context	Type	No	Wt	ENV	Part	Form	Decoration	Date range	Notes	Base diam
									fabric	
16001	Late Blackware	1	4	1	Rim	Hollow ware	Black glaze int & ext	C18th	Bright orange slightly sandy fabric; overhanging rim	
16001	Late Blackware	1	2	1	Rim	Hollow ware	Black glaze int & ext	C18th	Fine dark red body	
16001	Late Blackware	3	2	3	Rim	Hollow ware	Black glaze int & ext	C18th	Fine red fabrics	
16001	Late Blackware	1	3	1	Ring foot base	Hollow ware	Black glaze int & ext	C18th		
16001	Late Blackware	1	5	1	BS	Hollow ware	Black glaze int only	C18th		
16001	Late Blackware type	2	9	2	BS	Fragments	Black glaze	C18th	Wasters attached to clay pellets	
16001	Lustre ware	1	1	1	Rim	Hollow ware	Gold lustre int & ext	C19th		
16001	Mocha ware	1	1	1	BS	Hollow ware	Blue Mocha decoration n a white band	C19th		
16001	Mottled Coarseware	1	7	1	BS	Hollow ware	Mottled glaze int & ext	C18th		
16001	Mottled Creamware	1	2	1	BS	Lid	Mottled on top of rim	c.1740 – c.1820		
16001	Mottled Creamware	1	3	1	BS	Hollow ware	Applied floral plaque ext w/ greenish & purple mottling ext	c.1740 – c.1820		
16001	Mottled Creamware	1	2	1	BS	U/ID	Flaked	MC18th – EC19th	Heavily flaked	
16001	MW1	19	23	19	BS	Hollow ware	Mottled glaze int & ext	C18th		
16001	MW1	4	29	4	BS	Hollow ware	Mottled glaze int & ext	C18th	Thicker walled, larger vessels than normal	
16001	MW1	3	23	3	Handle	Mug	Mottled glaze int & ext	C18th		
16001	MW1	9	14	9	BS	Hollow ware	Rilled band ext; mottled glaze int & ext	C18th		
16001	MW1	1	13	1	Footed base	Porringer	MGIE	C18th		
16001	MW1	1	8	1	Base	Mug/tankard	MGIE	C18th	Stacking scar on underside	
16001	MW1	1	6	1	Base	Mug/tankard	MGIE	C18th		
16001	MW1	1	4	1	Footed base	Hollow ware	MGIE	C18th		
16001	MW1	6	20	5	BS	Cooking pot	MGI, unglazed ext	C18th		
16001	MW1	1	3	1	Base	Hollow ware	MGIE; rilled band ext	C18th		
16001	MW1	1	3	1	BS	Hollow ware	MGIE; ridge & groove ext	C18th		
16001	MW1	1	1	1	Rim	?Bottle/costrel	Small beaded rim	C18th		
16001	MW1	1	3	1	BS	Hollow ware	MGIE	C18th		
16001	MW1	3	9	3	BS	Hollow ware	Dark glaze ext, lighter mottled glaze int	C18th		

Context	Type	No	Wt	ENV	Part	Form	Decoration	Date range	Notes	Base diam
16001	MW1	4	6	4	BS	Hollow ware	Dark glaze int & ext	C18th		
16001	MW1	1	2	1	Rim	Hollow ware	MGIE	C18th	Round overhanging rim	
16001	MW1	1	4	1	BS	Hollow ware	Dark MGIE	C18th		
16001	MW1 type	1	5	1	Handle stump	Mug/tankard	Very dark glaze	C18th		
16001	Pearlware	1	2	1	Rim	Lid	Hand painted linear design on top of lid	c.1780 – c.1840		
16001	Pearlware	1	1	1	Rim	Dish/bowl	Hand painted linear design inside rim	c.1780 – c.1840		
16001	Pearlware	1	1	1	Rim	Hollow ware	Hand painted linear designs ext	c.1780 – c.1840		
16001	Pearlware	1	1	1	BS	Hollow ware	Hand painted linear design int	c.1780 – c.1840		
16001	Pearlware	7	9	7	BS	Hollow ware	U/Dec	c.1780 – c.1840		
16001	Pearlware	1	1	1	Recessed base	Plate	U/Dec	c.1780 – c.1840		
16001	Pearlware	3	7	3	Flat base	Flatware	U/Dec	c.1780 – c.1840		
16001	Pearlware	1	2	1	Handle	Cup	U/Dec	c.1780 – c.1840		
16001	Redware	4	43	4	Rim & BS	Dish/bowl	Clear glaze int	C17th – EC18th	Flaked & chipped	
16001	Slip Banded CC ware	7	13	7	Rim & BS	Hollow ware	Thin white slip lines ext	C19th		
16001	Slip Banded CC ware	2	5	2	BS	Hollow ware	Thin black slip lines ext	C19th		
16001	Slip Banded CC ware	1	2	1	BS	Hollow ware	Brown & white slip lines ext	C19th		
16001	Slip Banded CC ware	1	3	1	BS	Hollow ware	Blue line & white band ext	C19th		
16001	Slip Banded CC ware	1	5	1	BS	Hollow ware	Relief band & thin white slip lines ext	C19th	Flaked	
16001	Slip Banded CC ware	2	3	2	BS	Hollow ware	White slip band ext	C19th		
16001	Slip Banded CC ware	1	2	1	BS	Hollow ware	Brown slip line & swirled brown & white slip band	C19th		
16001	Slip Banded CC ware	1	1	1	BS	Hollow ware	Brown & white slip lines ext	C19th		
16001	Slip Banded ware	1	1	1	BS	Hollow ware	White slip pattern ext; engine turned	LC18th – C19th		
16001	Slip Banded ware	1	1	1	BS	Hollow ware	Broken slip lines ext	LC18th – C19th	See also cxt 16018	
16001	Slip Coated ware	9	20	9	BS	Hollow ware	Red slip ext only	C18th		
16001	Slip Coated ware	1	3	1	Base	Hollow ware	Red slip int only	C18th		
16001	Slip Coated ware	2	2	2	BS	Hollow ware	Thin red slip under glaze	C18th		
16001	Slip Coated ware	1	1	1	Rim	Hollow ware	Thin red slip int & ext under glaze	C18th	Slightly everted rim	

Context	Type	No	Wt	ENV	Part	Form	Decoration	Date range	Notes	Base diam
16001	Slipware	2	10	2	Rim	Dish	Dark brown int w/ thin yellow lines int	C18th	Red body	
16001	Slipware	1	4	1	BS	Dish	White curvilinear trailed slip design on red int	C18th	Red body	
16001	Slipware	1	3	1	BS/Flake	Dish	Dark brown curvilinear design int	C18th	Buff body	
16001	Slipware	2	4	2	BS	Dish	Curvilinear yellow slip design int	C18th	Red body	
16001	Slipware	2	6	2	BS	Dish	Red-brown, brown & white slip int	C18th		
16001	Sponged ware	10	11	10	BS	Hollow ware	Blue sponging int & ext	c.1830+		
16001	Stoneware	12	128	12	BS	Jam jar	Fluted body	C19th – EC20th		
16001	Stoneware	7	81	7	Rim & BS	Jam jar	Fluted body' iron wash band around upper body & rim	C19th – EC20th		
16001	Stoneware	4	77	4	Base	Jam jar	Fluted body	C19th – EC20th	Part of maker's mark on underside of base	
16001	Stoneware	1	18	1	Rim	Jar	Plain body w/ iron wash band around rim	C19th – EC20th		
16001	Stoneware	3	42	3	BS	Jar	Green body w/ iron wash band	C19th – EC20th		
16001	Stoneware	1	30	1	Rim	Jar	Plain body; groove below rim	C19th – EC20th		
16001	Stoneware	13	174	13	BS	Bottle/jar	Green body	C19th – EC20th		
16001	Stoneware	1	37	1	Base	Bottle	Green body	C19th – EC20th		
16001	Stoneware	1	30	1	Rim	Jar	Plain green body; groove below rim	C19th – EC20th		
16001	Stoneware	1	2	1	Rim	Jar	Plain green body; groove below rim	C19th – EC20th		
16001	Stoneware	1	24	1	Shoulder	Flagon	Groove on shoulder; iron-wash band on shoulder/upper body	C19th – EC20th		
16001	Stoneware	1	59	1	Base	Flagon	Mottled green body	C19th – EC20th		
16001	Stoneware	1	27	1	Handle	Flagon	Triple lobate strap handle; grey-green finish	C19th – EC20th		
16001	Stoneware	2	7	1	Neck & rim	Bottle	Green body	C19th – EC20th		
16001	Stoneware	2	6	2	BS	Bottle	Green body	C19th – EC20th		
16001	Stoneware	1	5	1	Base	Bottle	Grey body	C19th – EC20th		
16001	Stoneware	1	2	1	Rim	Jar	Iron wash on grey body	C19th – EC20th		
16001	Stoneware	1	1	1	BS	Hollow ware	Iron wash on one side	C19th – EC20th		
16001	Stoneware	4	3	4	BS	Hollow ware	Brown ext, green int	C19th		
16001	Stoneware	3	16	3	BS	Hollow ware	Green ext, brown int	C19th		
16001	Tin Glazed Earthenware	1	2	1	BS	Flatware	Hand painted blue decoration int	MC16th – MC18th		
16001	Tin Glazed Earthenware	1	1	1	BS	Flatware	Hand painted geometric design int	MC16th – MC18th		
16001	TP Pearlware	2	4	1	Rim	Cup/bowl	Dark blue stylised floral border	c.1780 – c.1840	Spalled ext	

Context	Type	No	Wt	ENV	Part	Form	Decoration	Date range	Notes	Base diam
16001	TP Pearlware	1	3	1	Recessed base	Plate	Willow	c.1780 – c.1840		
16001	TP Pearlware	1	2	1	Rim	Saucer	?Willow	c.1780 – c.1840	Spalled int	
16001	TP Pearlware	1	1	1	Footring base	Plate	Chinese landscape int	c.1780 – c.1840		
16001	TP Pearlware	1	1	1	BS	Flatware	Chinese landscape int	c.1780 – c.1840		
16001	TP Pearlware	1	1	1	BS/shoulder	Hollow ware	Chinese landscape ext	c.1780 – c.1840		
16001	TP Pearlware	1	1	1	BS	Flatware	Dark blue geometric border	c.1780 – c.1840		
16001	TP Pearlware	3	3	3	Footring base	Cup/bowl	U/Dec	c.1780 – c.1840	Round ring foot bases	
16001	TP Whiteware	4	1	1	Rim & BS	Cup/bowl	Blue linear decoration	M – LC19th		
16001	TP Whiteware	2	2	1	Rim	Saucer	Blue linear decoration int	M – LC19th		
16001	TP Whiteware	4	7	4	BS	Hollow ware	U/ID TP design ext	M – LC19th		
16001	TP Whiteware	21	19	21	BS	Flatware	U/ID TP designs int	M – LC19th		
16001	TP Whiteware	1	2	1	BS	Hollow ware	U/ID TP floral design int & ext	M – LC19th		
16001	TP Whiteware	1	6	1	BS	Flatware	?Asiatic Pheasants	M – LC19th		
16001	TP Whiteware	1	5	1	Footring base	Flatware	U/ID rural scene w/ house	M – LC19th		
16001	TP Whiteware	1	6	1	BS	Flatware	Bright blue leaf design int	LC19th		
16001	TP Whiteware	13	19	13	BS	Plate	Willow	M – LC19th		
16001	TP Whiteware	5	16	5	Rim	Plate	Willow	M – LC19th		
16001	TP Whiteware	3	3	3	Rim	Cup/bowl	Chinese landscape borders; wavy rim	M – LC19th		
16001	TP Whiteware	2	4	2	Rim & BS	Hollow ware	Chinese border & landscape	M – LC19th		
16001	TP Whiteware	2	9	2	Footring base	Plate	Willow	M – LC19th		
16001	TP Whiteware	6	5	6	Rim	Flatware	U/ID TP designs int	M – LC19th		
16001	TP Whiteware	4	8	4	BS	Hollow ware	U/ID TP design ext	M – LC19th		
16001	TP Whiteware	2	2	2	BS	Flatware	Flow Blue design int	c.1840+		
16001	TP Whiteware	1	2	1	BS	Flatware	U/ID TP design int	M – LC19th		
16001	TP Whiteware	1	1	1	BS	Hollow ware	U/ID TP design int & ext	M – LC19th		
16001	TP Whiteware	1	1	1	Handle	Cup	U/ID design on spine of handle	M – LC19th		
16001	TP Whiteware	2	4	2	Rim & BS	Hollow ware	Sepia printed tendril design ext	M – LC19th		
16001	TP Whiteware	1	1	1	BS	Flatware	Red printed floral design int	M – LC19th		
16001	TP Whiteware	1	1	1	Rim	Flatware	U/ID TP design int?	C19th	Discoloured	
16001	TP Whiteware	3	9	1	Rim	Mug/jug	Black printed Crystal palace design ext	1857		
16001	TP Whiteware	2	4	2	BS	Hollow ware	Black printed thistle design ext	M – LC19th		
16001	TP Whiteware	1	1	1	BS	Flatware	Green printed geometric border int	M – LC19th		

Context	Type	No	Wt	ENV	Part	Form	Decoration	Date range	Notes	Base diam
16001	U/ID	1	1	1	Rim	Hollow ware	Honey coloured glaze int & ext	?C18th	Small round rim	
16001	URE	2	70	2	Base	Flowerpot	U/Dec	C19th – C20th		
16001	URE	3	18	3	BS	Hollow ware	U/Dec	C19th – C20th		
16001	URE	1	3	1	Rim	Hollow ware	U/Dec	C19th – C20th	Round clubbed rim	
16001	Whiteware	2	22	2	Semi-recessed base	Hollow ware	U/Dec; figure '5' on underside	C18th	Sub-rectangular base; server/tureen?	
16001	Whiteware	13	32	13	BS	Hollow ware	U/Dec	M – LC19th		
16001	Whiteware	8	24	8	BS	Flatware	U/Dec	M – LC19th		
16001	Whiteware	2	4	2	Footed base	Hollow ware	U/Dec	M – LC19th		
16001	Whiteware	1	11	1	BS	Jar	U/Dec	MC19th – EC20th	Utilitarian ware	
16001	Whiteware	1	1	1	Rim	Jar	U/Dec	MC19th – EC20th	Utilitarian jar	
16001	Whiteware	1	15	1	Rim	Plate	U/Dec	M – LC19th	Burnt	
16001	Whiteware	2	7	2	Recessed base	Jar	U/Dec	M – LC19th		
16001	Whiteware	2	5	2	BS	Plate	Relief moulded bramble leaves on a stippled background	M – LC19th		
16001	Whiteware	1	7	1	Base	Cup/bowl	Relief moulded fluting ext	LC19th – EC20th		
16001	Whiteware	1	2	1	Rim	Hollow ware	Relief moulding ext	M – LC19th		
16001	Whiteware	2	1	2	Rim	U/ID	U/Dec	M – LC19th		
16001	Whiteware	1	1	1	Rim	U/ID	Low relief moulding int	M – LC19th		
16001	Whiteware	1	3	1	BS	Hollow ware	Pinkish band ext	M – LC19th		
16001	WSGSW	1	1	1	Rim	Plate	Moulded cable style rim	c.1720 – c.1780		
16001	WSGSW	2	2	2	BS	Hollow ware	U/Dec	c.1720 – c.1780		
16001	WSGSW	1	1	1	Recessed base	Plate	U/Dec	c.1720 – c.1780		
16001	WSGSW	2	7	2	Flat base	Plate	U/Dec	c.1720 – c.1780		
16004	BGCW	3	107	3	BS	Hollow ware	Brown glaze ext only	C18th		
16004	BGCW	1	10	1	BS	Hollow ware	Patchy glaze int & ext	C18th – EC19th		
16004	BGCW type	2	33	1	BS	Hollow ware	Dark overfired glaze ext	C18th	Fabric resembles MW1	
16004	Blackware	1	12	1	Handle	Hollow ware	Black glaze on top of handle	C17th – EC18th	Hard, fine dark red fabric	
16004	Blackware	1	4	1	Base	Hollow ware	Black glaze int & ext	C17th – EC18th	Hard, fine dark red fabric	
16004	BSGSW	3	4	3	BS	Hollow ware	U/Dec	C18th		
16004	Cane Coloured ware	2	3	1	Handle	Hollow ware	U/Dec	C19th		

Context	Type	No	Wt	ENV	Part	Form	Decoration	Date range	Notes	Base diam
16004	Cane Coloured ware	1	1	1	BS	Hollow ware	U/Dec	C19th		
16004	Colour Glazed ware	1	34	1	Spout	Teapot	Dark brown Rockingham style glaze int & ext	LC18th - C19th		
16004	Creamware	1	1	1	BS	Hollow ware	U/Dec	c.1740 – c.1820		
16004	Late Blackware	1	1	1	Rim	Hollow ware	Black glaze int & ext	C18th		
16004	Late Blackware type	8	24	8	BS	Hollow ware	Black glaze int & ext	C18th	Fine dark red to orange fabric	
16004	Mottled Coarseware	1	11	1	BS	Hollow ware	Clear glaze int & ext	C18th		
16004	MW1	1	21	1	Rim	Dish	Mottled glaze int only	C18th		
16004	MW1	4	8	4	BS	Hollow ware	MGIE; rilled bands ext	C18th		
16004	MW1	19	57	19	BS	Hollow ware	MGIE	C18th	Overfired sherds w/ harder, denser fabrics	
16004	MW1	1	2	1	Rim	Hollow ware	MGIE	C18th		
16004	MW1	1	2	1	Handle	Mug/tankard	MGIE	C18th		
16004	MW1	1	2	1	BS	Hollow ware	MGIE	C18th		
16004	MW1	1	5	1	Fragment	Pellet	Mottled glaze	C18th	Glazed pellet	
16004	MW2	3	10	3	Base & BS	Hollow ware	Dark brown mottled glaze	C18th		
16004	Redware	5	99	5	Rim & BS	Pancheon	Clear glaze int, red slip ext	C17th – EC18th		
16004	Redware	1	8	1	Rim	Bowl	Clear glaze int only	C17th – EC18th		
16004	Slip Coated ware	1	1	1	BS	Hollow ware	Thin dark red slip int & ext on fine buff fabric	C18th		
16004	Slipware	1	3	1	BS	Dish	Brown, red-brown & white feathered slip int	C18th	Press-moulded dish	
16004	Slipware type 1	1	9	1	BS	Bowl/dish	Trailed white slip ext	C17th – EC18th		
16004	Stoneware	3	38	1	BS	Bottle	Green ext	C19th		
16004	TP Whiteware	12	202	1	Profile	Plate	Willow	M – LC19th		
16004	WSGSW	1	1	1	BS	Hollow ware	U/Dec	c.1720 - c.1780		
16007	?Late Blackware	1	4	1	Ring foot base	Hollow ware	U/Dec	C18th	Fine orange fabric	
16007	?Whiteware	5	9	5	BS	Flatware	U/ID	C19th	Heavily burnt	
16007	Banded ware	3	8	1	BS	Hollow ware	Blue & brown lines ext on a white body	C19th		
16007	Banded ware	5	11	5	BS	Hollow ware	Blue band & brown lines ext	C19th		
16007	Banded ware	3	4	3	BS	Hollow ware	Blue band ext	C19th		
16007	Banded ware	4	7	4	BS	Hollow ware	Blue line ext	C19th		
16007	Banded ware	1	1	1	BS	Hollow ware	Blue band ext, red-brown line ext	C19th		
16007	Banded ware	1	2	1	Rim	Saucer	Thin red line inside rim	M – LC19th		

Context	Type	No	Wt	ENV	Part	Form	Decoration	Date range	Notes	Base diam
16007	Banded ware	2	2	2	Rim & BS	Saucer	Thin black line inside rim	M – LC19th		
16007	Banded ware	1	1	1	Rim	Bowl	Red-brown & black slip lines ext	C19th		
16007	Banded ware	1	1	1	BS	Saucer	Thin blue line int	M – LC19th		
16007	Banded ware	1	2	1	Rim	Bowl	Thin green & red lines int	M – LC19th		
16007	Banded ware	1	3	1	BS	Hollow ware	Blue & brown bands ext	C19th		
16007	BGCW	9	298	6	Base	?Pancheon	Black glaze int only	C18th – C19th	Use-wear on underside; crazed & finely abraded glaze	
16007	BGCW	1	243	1	Base	?Jar	Black glaze int	C18th – C19th	Thick base	
16007	BGCW	1	109	1	Base	?Pancheon	Black glaze int	C18th – C19th		
16007	BGCW	3	213	3	Rim	Pancheon	Brown glaze int only	C18th – C19th	Profiled rim w/ ext bulge	
16007	BGCW	2	83	1	Rim	Pancheon	Brown glaze int	C18th – C19th		
16007	BGCW	1	72	1	Rim	Pancheon	Brown glaze int only; round rim w/ groove inside rim	C18th – C19th		
16007	BGCW	4	80	4	Rim	Pancheon	Brown glaze int	C18th – C19th	Various rim shapes	
16007	BGCW	1	18	1	Rim & handle	Jar	Brown glaze int & ext	C18th – EC19th	Handle springs from rim	
16007	BGCW	1	25	1	Handle	Jar	Brown glaze	C18th – EC19th		
16007	BGCW	23	227	23	BS	Bowl/pancheon	Brown glaze int only	C18th – C19th		
16007	BGCW	1	18	1	BS	Hollow ware	Brown glaze int & ext	C18th – EC19th		
16007	BGFW	7	115	7	Footed base	Hollow ware	Black glaze int only	C18th – EC19th	Fine red fabric	
16007	BGFW	5	59	5	Base	Hollow ware	Black glaze int only	C18th – EC19th	Fine red fabric	
16007	BGFW	1	18	1	Rim	Lid	Black glaze on one side	C18th – EC19th		
16007	BGFW	48	231	48	BS	Hollow ware	Brown glaze int & ext	C18th – EC19th	Various fine orange to red fabrics	
16007	BGFW	2	26	1	BS	Hollow ware	Partial black glaze int & ext	C18th – EC19th		
16007	BGFW	2	31	1	Base	Hollow ware	Black glaze int & ext	C18th – EC19th	White sandy fabric	
16007	BGFW type	1	17	1	BS	Hollow ware	Parallel impressed lines ext; shiny brown glaze int & ext	C18th	Orange body	
16007	Blackware	2	9	2	Rim	Hollow ware	U/Dec	C17th	Fine dark red fabric	
16007	Bone China	3	12	3	Rim & spout	Jug	Relief moulded curvilinear design ext; white slip int	C19th		
16007	Bone China	1	5	1	Ring foot base	Bowl	Pale blue ext	C19th		
16007	Bone China	1	2	1	BS	Plate	Blue sprigged floral decoration int	C19th		



Context	Type	No	Wt	ENV	Part	Form	Decoration	Date range	Notes	Base diam
16007	Bone China	1	14	1	BS	Flatware	Hand painted overglaze floral motif	C19th		
16007	Bone China	1	2	1	Rim	Saucer	Hand painted overglaze floral patterns int	C19th	Very thin translucent walls	
16007	Bone China	1	3	1	Rim	Flatware	Low relief moulded rim w/ overglaze red paint int	C19th		
16007	Bone China	1	1	1	BS	Hollow ware	Red-gold lustre pattern ext	C19th		
16007	BSGSW	3	128	2	Footed base	Bowl	U/Dec	LC18th – C19th		
16007	BSGSW	1	45	1	Ring foot base	Colander	U/Dec	LC18th – C19th	Perforated body	
16007	BSGSW	1	25	1	Base	Hollow ware	U/Dec	LC18th – C19th	Flat base w/ shallow groove above base	
16007	BSGSW	2	8	1	Handle	Hollow ware	Ridges & grooves on top of handle	C18th – EC19th		
16007	BSGSW	3	18	3	Handle	Hollow ware	U/Dec	C18th – EC19th		
16007	BSGSW	6	42	2	Rim	Dish	U/Dec	LC18th – C19th	Sharply everted rim; probably one vessel	
16007	BSGSW	3	27	3	Rim	Dish	U/Dec	LC18th – C19th	Sharply everted dish rim	
16007	BSGSW	2	15	2	Rim	Dish	Shallow groove around edge of rim	LC18th – C19th	Sharply everted dish rim	
16007	BSGSW	1	3	1	Rim	Dish	U/Dec	LC18th – C19th	Sharply everted narrow rim	
16007	BSGSW	1	6	1	Rim	Bowl	U/Dec	C18th – EC19th	Everted rim	
16007	BSGSW	1	10	1	Rim	Jar	Grooves below everted rim	LC18th – C19th	Clubbed everted rim	
16007	BSGSW	32	142	32	BS	Hollow ware	U/Dec	LC18th – C19th		
16007	BSGSW	8	39	8	BS	Hollow ware	Impressed or incised lines ext	LC18th – C19th		
16007	BSGSW	10	57	10	BS	Hollow ware	Rouletted and stamped decoration ext	C19th		
16007	BSGSW	2	2	2	BS	Mug	Rilled band ext	C19th		
16007	BSGSW	4	27	3	Base	Hollow ware	U/Dec	C18th - C19th		
16007	BSGSW	1	15	1	Rim	Hollow ware	Groove below rim	C18th – C19th	Probably a tall neck on a globular body	
16007	BSGSW	1	1	1	Footed base	?Bowl	U/Dec	C19th		
16007	BSGSW	1	12	1	Base	Hollow ware	Lump int	C19th		
16007	BSGSW	1	5	1	Base	Hollow ware	U/Dec	C19th		
16007	BSGSW	1	1	1	?Ring foot base	U/ID	U/Dec	C19th		
16007	Cane Coloured ware	10	44	10	BS	Hollow ware	U/Dec	C19th		

Context	Type	No	Wt	ENV	Part	Form	Decoration	Date range	Notes	Base diam
16007	Cane Coloured ware	4	23	4	Base	?Hollow ware	U/Dec	C19th		
16007	Cane Coloured ware	2	18	2	Flat base	Dish	U/Dec	C19th		
16007	Cane Coloured ware	3	22	3	Ring foot base	Bowl	U/Dec	C19th	Round ring feet	
16007	Cane Coloured ware	1	2	1	Handle	Hollow ware	U/Dec	C19th		
16007	Cane Coloured ware	1	2	1	BS	Hollow ware	Groove ext	C19th		
16007	Cane Coloured ware	1	1	1	BS	Hollow ware	U/Dec	C19th		
16007	Coarse Blackware	1	45	1	Base	Jar	Black glaze int & partially ext	C18th	Thick footed base	
16007	Colour Glazed ware	1	8	1	Spout	Teapot	Black glaze int & ext	C19th		
16007	Colour Glazed ware	1	1	1	Rim	Dish	Bright yellow int & ext	C19th	Very thin walled sherd, similar to examples in other contexts	
16007	Creamware	5	32	5	Footring base	Plate	U/Dec	c.1740 – c.1820		
16007	Creamware	6	21	4	Recessed base	Plate	U/Dec	c.1740 – c.1820		
16007	Creamware	3	19	2	Lid-seated rim	Round jar	U/Dec	c.1740 – c.1820		
16007	Creamware	3	25	3	Ring foot base	Bowl	U/Dec	c.1740 – c.1820	Angular ring foot	
16007	Creamware	2	17	2	Recessed base	Jar	U/Dec	c.1740 – c.1820		
16007	Creamware	2	26	1	Spout	Jug	U/Dec	c.1740 – c.1820	Large jug spout	
16007	Creamware	2	15	1	Handle	?Jug	U/Dec	c.1740 – c.1820	Flaked & spalled	
16007	Creamware	2	4	2	BS	Hollow ware	Relief bands ext	c.1740 – c.1820		
16007	Creamware	17	38	17	BS	Hollow ware	U/Dec	c.1740 – c.1820		
16007	Creamware	1	2	1	Rim	Jar	U/Dec	c.1740 – c.1820	Shallow groove below rim, very thin walled small jar	
16007	Creamware	1	8	1	Ring foot base	Bowl	U/Dec	c.1740 – c.1820		
16007	Creamware	6	10	6	BS	Plate	U/Dec	c.1740 – c.1820		
16007	Creamware	17	33	17	BS	Flatware	U/Dec	c.1740 – c.1820		
16007	Creamware	5	11	5	Rim	Plate	U/Dec	c.1740 – c.1820	Beaded rim	
16007	Creamware	2	8	2	Rim	Plate	U/Dec	c.1740 – c.1820	Plain rim	
16007	Creamware	4	6	4	Rim	Hollow ware	U/Dec	c.1740 – c.1820		
16007	Creamware	1	6	1	Rim	Pie dish	U/Dec	c.1740 – c.1820		
16007	Edged ware	2	10	2	Rim	Plate	Wavy-edged plate w/ rococo design w/ blue paint	c.1784 – c.1812		
16007	Late Blackware	5	34	3	Handle	Hollow ware	Black glaze int & ext	C18th	Fine dark red fabric	

Context	Type	No	Wt	ENV	Part	Form	Decoration	Date range	Notes	Base diam
16007	Late Blackware	26	125	26	BS	Hollow ware	Black glaze int & ext	C18th	Fine dark red fabric	
16007	Late Blackware	2	12	2	BS	Hollow ware	Black glaze int & ext; shallow groove ext	C18th	Fine dark red fabric	
16007	Late Blackware	2	22	2	Footed base	Hollow ware	Black glaze int	C18th	Fine dark red fabric	
16007	Late Blackware	3	8	2	Rim	Hollow ware	U/Dec	C18th	Fine dark orange fabric	
16007	Late Blackware	3	11	3	Handle	Cup/tyg	U/Dec	C18th	Fine orange fabric	
16007	Late Blackware	1	1	1	BS	Hollow ware	U/Dec	C18th	Very thin walled vessel	
16007	Late Blackware type	1	12	1	Flat base	Dish/bowl	Dark mottled glaze int only	C18th	Black deposit ext	
16007	Late Blackware type	2	23	2	Rim & BS	Hollow ware	Rilled body	C18th	Dark orange fabric	
16007	Late Blackware type	3	22	3	BS & handle	Hollow ware	U/Dec	C18th	Dark orange fabric	
16007	Lustre ware	1	8	1	Ring foot base	Cup	Silver lustre int & ext	C19th	Fine red fabric	
16007	Mottled Coarseware	14	95	14	BS	Hollow ware	Mottled brown glaze int & ext	C18th – EC19th		
16007	Mottled Coarseware	1	11	1	BS	Hollow ware	Dark mottled glaze int & ext	C18th	Buff fabric	
16007	MW type	1	3	1	Footring base	Flatware	U/Dec	C18th	Turned ring foot	
16007	MW type	1	4	1	BS	Hollow ware	MGIE	C18th	Red fabric	
16007	MW type	1	4	1	BS	Hollow ware	MGI, purple glaze w/ double raised lines ext	C18th	Fine orange-red body	
16007	MW type	1	4	1	Footed base	Hollow ware	Dark glaze int & ext	C18th	Fine white fabric	
16007	MW type	1	1	1	BS	Hollow ware	Dark glaze ext, clear glaze int	C18th		
16007	MW1	4	61	1	Rim	Plate	MGI	C18th	Thick plate; much thicker than the plates in cxt 16066	
16007	MW1	1	5	1	Rim	Plate	MGI	C18th	Very thin walled thrown plate, cf cxt 16066	
16007	MW1	1	1	1	Rim	Plate	Glaze fuming	C18th	Thin walled plate	
16007	MW1	2	44	1	Base	Small mug/jar	MGIE	C18th	Unusual narrow diameter base	41mm
16007	MW1	2	15	2	Footed base	Porringer	MGIE	C18th		
16007	MW1	1	18	1	Base	Mug/tankard	MGIE; rilled band above base	C18th		
16007	MW1	3	9	3	BS	Mug	MGIE; rilled band ext	C18th		
16007	MW1	1	4	1	BS	Hollow ware	MGIE; wide rilling or corrugation ext	C18th		
16007	MW1	13	30	13	BS	Mug/tankard	MGIE	C18th		
16007	MW1	6	13	6	BS	Hollow ware	Dark MGIE	C18th		

Context	Type	No	Wt	ENV	Part	Form	Decoration	Date range	Notes	Base diam
16007	MW1	3	8	3	Base	Hollow ware	MGI	C18th		
16007	MW1	1	8	1	BS	Hollow ware	MGIE & double ridge ext	C18th		
16007	MW1	1	11	1	BS	Hollow ware	MGE, unglazed int	C18th		
16007	MW1	4	6	4	Rim	Hollow ware	MGIE	C18th		
16007	MW1	1	3	1	BS	Hollow ware	MGIE & ridge ext	C18th		
16007	MW1	1	3	1	BS & handle stump	Hollow ware	MGIE	C18th		
16007	MW1	1	3	1	Handle	Mug/tankard	MG	C18th		
16007	MW1	1	2	1	Rim	Flatware	MGIE	C18th		
16007	MW1	1	3	1	Rim	Hollow ware	Dark MGIE	C18th		
16007	MW1	1	5	1	BS	Hollow ware	Dark MGIE	C18th		
16007	MW1 type	1	10	1	Base	Hollow ware	MGIE	C18th	Thin glaze over broken edge	
16007	MW4	2	13	1	Rim	Hollow ware	MGIE	C18th	See notes	
16007	Pearlware	2	8	1	Ring foot base	Bowl	U/Dec	c.1780 – c.1840	Angular ring foot base	
16007	Pearlware	1	4	1	Ring foot base	Cup/bowl	U/Dec	c.1780 – c.1840	Angular ring foot base	
16007	Pearlware	2	3	2	Recessed base	Dish	U/Dec	c.1780 – c.1840		
16007	Pearlware	1	4	1	Rim	Hollow ware	U/Dec	c.1780 – c.1840	Narrow diameter object, too narrow for a cup	
16007	Pearlware	35	54	35	BS	Flatware	U/Dec	c.1780 – c.1840	Pearlware but may include some discoloured Whiteware	
16007	Pearlware	2	9	2	Ring foot base	Bowl	U/Dec	c.1780 – c.1840	Round ring foot base	
16007	Pearlware	3	13	3	Footring base	Plate	U/Dec	c.1780 – c.1840		
16007	Pearlware	1	1	1	Footring base	Plate	U/Dec	c.1780 – c.1840	Small angular footring base	
16007	Pearlware	2	7	2	BS	Flatware	U/Dec	c.1780 – c.1840	Crazed & discoloured	
16007	Pearlware	1	2	1	Rim	Lid	Hand painted blue design on top of lid	c.1780 – c.1840	Probably a teapot lid	
16007	Pearlware	3	5	3	Rim & BS	Cup/bowl	Hand painted blue designs ext	c.1780 – c.1840		
16007	Pearlware	4	5	4	BS	Flatware	Hand painted blue design int	c.1780 – c.1840		
16007	Pearlware	3	3	2	BS	Bowl	Hand painted green leaf design int only	c.1780 – c.1840		

Context	Type	No	Wt	ENV	Part	Form	Decoration	Date range	Notes	Base diam
16007	Pearlware	4	4	4	BS	Hollow ware	Hand painted green and orange designs ext	c.1780 – c.1840		
16007	Pearlware	1	1	1	BS	Dish	Hand painted blue, orange & green design int	c.1780 – c.1840	Shallow illegible impressed maker's mark on underside	
16007	Pearlware	1	2	1	Footring base	Plate	Blue, orange and blue hand-painted design int	c.1780 – c.1840		
16007	Pearlware	1	2	1	Rim	Saucer	Green band int w/ diffuse brown lines above & below	c.1780 – c.1840		
16007	Porcelain	1	10	1	Fragment	Ornament	Moulded fragment	C19th	Odd fragment	
16007	Redware	6	123	6	Base & BS	Dish	Clear glaze int, red slip ext; knife trimmed ext	C17th – EC18th		
16007	Redware	2	30	2	BS	Dish/bowl	Clear glaze int, red slip ext	C17th – EC18th		
16007	Redware	1	34	1	Rim	Dish	Clear glaze int; rounded everted rim	C17th – EC18th		
16007	Redware	1	30	1	Rim	Dish	Clear glaze int; groove inside rim	C17th – EC18th	Dense buff fabric	
16007	Redware	1	21	1	Rim	Dish	Clear glaze int; groove inside rim	C17th – EC18th	Flaked int	
16007	Redware	1	4	1	Rim	Dish	Clear glaze int	C17th – EC18th	Round rim	
16007	Redware?	1	36	1	BS	Hollow ware	U/Dec	C17th – EC18th	Internal glaze removed	
16007	Relief banded ware	3	5	3	Rim & BS	Hollow ware	Rilled band ext w/ blue paint	LC18th – E/MC19th		
16007	Slip Banded CC ware	4	19	3	Rim & BS	Bowl	Thin white slip lines ext	C19th		
16007	Slip Banded CC ware	1	2	1	BS	Hollow ware	Black slip lines ext	C19th		
16007	Slip Banded CC ware	1	1	1	Rim	Hollow ware	White slip lines ext	C19th		
16007	Slip Banded CC ware	1	2	1	Rim	Hollow ware	White slip lines ext	C19th		
16007	Slip Banded CC ware	1	1	1	BS	Hollow ware	Blue band ext	C19th		
16007	Slip Coated ware	1	3	1	Handle	Mug	Dark glaze on thin red slip	C18th	Fine red fabric	
16007	Slip Coated ware	1	3	1	Handle	Mug	Dark glaze on thin red slip	C18th	Light buff fabric	
16007	Slip Coated ware	1	4	1	BS	Hollow ware	Thin red slip under glaze int & ext	C18th	Fine white fabric	
16007	Slip Coated ware	1	31	1	Base	Jar	Thin red slip int & ext above base under glaze	C18th	Buff fabric, small foot to base	
16007	Slip Coated ware	3	6	3	Rim	BS	Thin red slip under glaze	C18th	Plain rims; buff fabric	
16007	Slip Coated ware	2	5	2	BS	Hollow ware	Thin red slip under glaze	C18th		
16007	Slipware	4	80	3	Rim & body	Dish	White, red & orange slip int,	C18th	Press-moulded	

Context	Type	No	Wt	ENV	Part	Form	Decoration	Date range	Notes	Base diam
							feathered; pie crust rim		dish; streaky orange body	
16007	Slipware	3	32	2	Rim & BS	Dish	Red & white feathered slip int; pie-crust rim	C18th	Buff slightly streaky body; press-moulded	
16007	Slipware	2	33	2	BS	Dish	Red & white banded decoration int	C18th	Press moulded body; pale orange/buff slightly streaky body	
16007	Slipware	5	43	5	BS & rim	Dish	Brown, red-brown & white w/ pie crust rim	C18th	Press-moulded body; red fabric	
16007	Slipware	1	6	1	BS	Dish	Black & white banded int w/ embossed element	C18th	Very hard, dense buff fabric' press-moulded dish	
16007	Slipware	1	2	1	BS	Dish	Black & white slip int over embossed design	C18th	Hard, dense buff fabric	
16007	Slipware	3	13	3	BS	Dish	Trailed white slip on black int; pie crust rim	C18th	Hard, dense buff fabric' press-moulded	
16007	Slipware	1	10	1	BS	Dish	Brown & white banded & curvilinear slip int	C18th	Buff body; press-moulded	
16007	Slipware	1	9	1	BS	Hollow ware	Brown & white feathered slip ext	C18th	Very hard dense fabric	
16007	Slipware	1	5	1	Rim	Dish	Brown & white feathered slip int; plain rim	C18th	Hard, orange body	
16007	Slipware	1	9	1	BS	Dish	White slip int w/ brown slip design int	C18th	Orange fabric	
16007	Slipware type 1	2	14	2	BS	Dish	Trailed white slip design int	C18th	Redware type body	
16007	Slipware type 1	1	25	1	Rim	Dish	Trailed white slip on top of rim	C18th	Hard red fabric; harder than Redware	
16007	Sponge Printed ware	1	2	1	BS	U/ID	Purple printed leaf design int	c.1840+		
16007	Sponged ware	4	2	4	BS	Hollow ware	Blue sponging	c.1830+		
16007	Sponged ware	1	2	1	Handle	Jug	Blue sponging on top of handle	c.1830+		
16007	Sponged ware	1	2	1	Footring base	Cup/bowl	Blue sponging on foot	c.1830+		
16007	Stoneware	1	3	1	BS	Jam jar	Rilled body	MC19th – EC20th		
16007	Stoneware	2	14	2	BS	Hollow ware	Buff stoneware	C19th		
16007	Stoneware	2	18	2	BS	Hollow ware	Green stoneware	C19th – EC20th		
16007	Stoneware	1	8	1	Base	Hollow ware	Ridge above base	C19th	Light buff int & ext	
16007	Stoneware	1	4	1	BS	Hollow ware	Incised line	C19th		

Context	Type	No	Wt	ENV	Part	Form	Decoration	Date range	Notes	Base diam
16007	Tin Glazed Earthenware	2	5	2	BS	Flatware	One w/ hand-painted blue lines int	C18th		
16007	TP Bone China	1	1	1	Rim	U/ID	Pale grey floral design int	C19th		
16007	TP Pearlware	1	13	1	Shoulder & neck	Jar	Geometric design on shoulder; probable lid-seated rim	c.1780 – c.1840		
16007	TP Pearlware	2	14	2	Ring foot base	Cup/bowl	Floral motif in centre int; U/ID design ext	c.1780 – c.1840	Rounded ring foot base	
16007	TP Pearlware	1	9	1	Rim	Plate	Geometric Chinese style border	c.1780 – c.1840		
16007	TP Pearlware	2	3	2	BS	Hollow ware	Chinese pagoda design ext; ?Two Temples	c.1780 – c.1840		
16007	TP Pearlware	3	4	3	Recessed base	Plate	U/ID TP design int	c.1780 – c.1840		
16007	TP Pearlware	1	3	1	Ring foot base	Plate	Chinese style landscape int	c.1780 – c.1840	Angular ring foot base	
16007	TP Pearlware	1	2	1	Rim	Bowl	Wavy rim; geometric Chinese style border int	c.1780 – c.1840		
16007	TP Pearlware	2	4	2	Shoulder	Jar	Chinese style designs ext	c.1780 – c.1840	Angular shoulder	
16007	TP Pearlware	1	2	1	Rim & spout	Jug	Chinese designs int & ext	c.1780 – c.1840		
16007	TP Pearlware	9	11	9	BS	Flatware	Various U/ID TP designs int only	c.1780 – c.1840		
16007	TP Pearlware	8	5	8	BS	Hollow ware	U/ID designs ext	c.1780 – c.1840		
16007	TP Pearlware	4	4	4	BS	Hollow ware	U/ID diffuse TP design ext	c.1780 – c.1840		
16007	TP Pearlware	1	2	1	Rim	Mug	Chinese pagoda design ext	c.1780 – c.1840		
16007	TP Pearlware	1	2	1	Shoulder	Jar	Floral design ext	c.1780 – c.1840		
16007	TP Pearlware	1	3	1	BS	Flatware	U/ID landscape ext	c.1780 – c.1840	Part of maker's mark on underside; '...NSTONE CH..' & crown	
16007	TP Pearlware	4	5	4	Footring base	Flatware	U/ID TP design int	c.1780 – c.1840		
16007	TP Pearlware	8	14	8	Rim & BS	Plate	Willow	c.1780 – c.1840		
16007	TP Pearlware	1	2	1	BS	Hollow ware	Wavy body; U/ID TP design ext	c.1780 – c.1840		
16007	TP Pearlware	1	1	1	Rim	Hollow ware	Chinese style design int & ext	c.1780 – c.1840		
16007	TP Pearlware	1	2	1	Rim	Hollow ware	Chinese style design int	c.1780 – c.1840		
16007	TP Pearlware	1	2	1	BS	Hollow ware	Very fine sharp print; Chinese style design int & ext	c.1780 – c.1840		
16007	TP Pearlware	1	1	1	Rim	Cup/bowl	Very fine sharp print; Chinese style design int & ext	c.1780 – c.1840		
16007	TP Pearlware	1	1	1	BS	Hollow ware	Chinese style design int & ext	c.1780 – c.1840		
16007	TP Pearlware	2	5	2	Handle	Cup	Floral design on the handle	c.1780 – c.1840		

Context	Type	No	Wt	ENV	Part	Form	Decoration	Date range	Notes	Base diam
16007	TP Pearlware	4	15	1	Footring base	Plate	Sepia print; figure in a disordered room 'MISS OPHELIA'S ...'	c.1780 – c.1840		
16007	TP Pearlware	1	3	1	Footring base	Plate	U/ID sepia print; 'TOPSY ...'	c.1780 – c.1840		
16007	TP Whiteware	8	89	1	Profile	Plate	U/ID TP floral design w/ elaborate scrollwork & figures	M – LC19th		
16007	TP Whiteware	2	34	1	Rim	Chamberpot	Geometric TP design on top of rim	M – LC19th		
16007	TP Whiteware	2	4	1	Rim	Cup/bowl	Blurred floral print int & ext	M – LC19th		
16007	TP Whiteware	2	5	2	Rim & BS	Flatware	Grey dendritic design int	M – LC19th		
16007	TP Whiteware	1	1	1	BS	Hollow ware	Black dendritic design ext	M – LC19th		
16007	TP Whiteware	2	3	1	BS	Flatware	Blue-purple floral design int	M C19th		
16007	TP Whiteware	1	1	1	BS	Hollow ware	Red printed design int & ext	M – LC19th		
16007	TP Whiteware	1	2	1	BS	Hollow ware	U/ID blue printed design int & ext	M – LC19th		
16007	TP Whiteware	2	7	1	BS	Hollow ware	Blurred floral print int & ext	c.1780 – c.1840		
16007	URE	2	16	2	BS	Hollow ware	U/Dec	C19th		
16007	URE	2	5	1	Rim	?Bowl	U/Dec	C19th		
16007	URE	2	2	2	BS	U/ID	U/Dec	C18th – C19th		
16007	Whiteware	12	51	12	Rim	Plate	Relief moulded flower & tendril design around border	M – LC19th	Slight bluing	
16007	Whiteware	1	2	1	BS	Plate	Moulded wickerwork pattern	M – LC19th		
16007	Whiteware	1	28	1	Splayed base	Hollow ware	Odd cream body w/ white slip int	M – LC19th		
16007	Whiteware	12	56	11	Ring foot base	Bowl	U/Dec	M – LC19th	Round ring foot bases	
16007	Whiteware	3	13	2	Handle	?Jug	U/Dec	M – LC19th		
16007	Whiteware	2	5	2	BS	Hollow ware	U/Dec	M – LC19th		
16007	Whiteware	2	11	2	BS	U/ID	U/Dec	M – LC19th		
16007	Whiteware	1	6	1	Footring base	Cup/bowl	Blue line ext around round footring	M – LC19th		
16007	WSGSW	1	7	1	Recessed base	Hollow ware	U/Dec	c.1720 – c.1780		
16007	WSGSW	2	2	2	BS	?Flatware	U/Dec	c.1720 – c.1780		
16007	WSGSW	1	1	1	BS	Cup/bowl	Scratch blue design ext	c.1720 – c.1780		
16007	WSGSW	1	2	1	Flat base	Dish	U/Dec	c.1720 – c.1780		
16007	WSGSW	1	6	1	BS	Hollow ware	U/Dec	c.1720 – c.1780		
16007	YG CW	1	10	1	BS	Dish/bowl	White slip int under clear glaze	C18th – EC19th	Knife-trimmed ext	
16010	MW1	1	1	1	BS	Hollow ware	MGIE	C18th		
16013	BSGSW	1	13	1	Footed base	Hollow ware	Brown int & ext	C18th	Bulged footed base	
16013	MW1	1	1	1	BS	Hollow ware	MGIE	C18th		



Context	Type	No	Wt	ENV	Part	Form	Decoration	Date range	Notes	Base diam
16018	?Banded Creamware	1	1	1	BS	Hollow ware	Thin diffuse brown lines ext	?MC18th – EC19th		
16018	?Pearlware	1	3	1	Handle	?Mug/jug	U/Dec	C18th – EC19th	Heavily burnt & blistered	
16018	?TP Pearlware	1	1	1	BS	Flatware	Red printed design int	C19th		
16018	?TP Pearlware	3	11	3	Recessed base	Plate	U/ID TP design int	LC18th – EC19th	Heavily burnt & blistered	
16018	?TP Pearlware	5	7	5	Rim	Cup/bowl	U/ID TP design int	LC18th – EC19th	Heavily burnt & blistered	
16018	?TP Pearlware	3	7	3	BS	Hollow ware	U/ID TP design int	LC18th – EC19th	Heavily burnt & blistered	
16018	Banded ware	4	6	1	Rim	Bowl	Thin blue band & interrupted black 'inlaid' lines ext	C19th	Turned slip pattern	
16018	Banded ware	1	4	1	BS	Hollow ware	Blue & black slip lines ext	C19th		
16018	Banded ware	1	3	1	BS	Hollow ware	Black & brown slip lines ext	C19th		
16018	Banded ware	1	1	1	Rim	Bowl	Blue int & ext	C19th		
16018	Banded ware	2	3	2	BS	Hollow ware	Blue, black & red-brown slip ext	C19th		
16018	Banded ware	2	6	2	Rim & BS	Bowl	Red-brown band & black lines ext	C19th		
16018	Banded ware	3	2	3	Rim & BS	Bowl	Brown & red-brown slip bands ext	C19th		
16018	Banded ware	1	2	1	Recessed base	Jar	Thin brown lines & salmon pink band ext	C19th		
16018	Banded ware	1	2	1	BS	Hollow ware	Thin brown line ext	C19th		
16018	Banded ware	1	1	1	Rim	Hollow ware	Thin brown lines ext	C19th		
16018	Banded ware	1	2	1	Rooted base	Hollow ware	Brown band on footed base	C19th		
16018	Banded ware	2	2	2	Rim & BS	Hollow ware	Thin brown line on rim & int	EC19th	Possibly Pearlware	
16018	Banded ware	1	1	1	Rim	Hollow ware	Thin brown line on rim & ext	EC19th	Possibly Pearlware	
16018	Banded ware	4	4	4	Rim & BS	Cup/bowl	Diffuse green band & black painted lines & arrow motifs ext	LC18th – EC19th	Matches pattern on flatware; see also cxt 16001	
16018	Banded ware	2	2	2	BS	Flatware	Diffuse green band & black painted lines & arrow motifs int	LC18th – EC19th	Matched pattern on cup/bowl; see also cxt 16001	
16018	Banded ware	3	2	3	BS	Hollow ware	Blue & black bands w/ irregular blue spots & diffuse green band	LC18th – EC19th		
16018	Banded ware	1	2	1	Knob	Lid	Blue line around perforated knob	LC18th – EC19th		
16018	BGCW	2	195	1	Rim	Pancheon	Diamond profile rim	LC17th – C18th	Chipped & abraded; almost all glaze removed int	

Context	Type	No	Wt	ENV	Part	Form	Decoration	Date range	Notes	Base diam
16018	BGCW	1	101	1	Rim	Pancheon	Brown glaze int	C18th – EC19th	Round-topped rim	
16018	BGCW	1	52	1	Rim	Jar	Brown glaze int, collared rim w/ flat top	C18th		
16018	BGCW	1	32	1	Rim	Jar/pancheon	Double lobed rim	C18th		
16018	BGCW	2	49	1	Rim	Pancheon	Brown glaze int; rilled ext	C18th – C19th	Hard, dark red fabric	
16018	BGCW	23	161	23	BS	Pancheon	Brown glaze int only	C18th – C19th		
16018	BGCW	7	146	7	Base	Pancheon	Brown glaze int only	C18th – EC19th		
16018	BGCW	1	6	1	BS	Hollow ware	Brown glaze int only	C18th – C19th	Hard red body	
16018	BGCW	3	15	3	Flakes	Pancheon	Streaks of glaze on two flakes	C18th	Flakes from ext of vessel	
16018	BGCW	1	17	1	BS	Pancheon	Rilled ext	C18th – C19th	Heavily burnt	
16018	BGFW	15	174	15	BS	Hollow ware	Brown glaze int & ext	C18th – EC19th		
16018	BGFW	7	43	7	BS	Hollow ware	Brown glaze int only	C18th – EC19th		
16018	BGFW	1	6	1	BS	Hollow ware	Brown glaze int only; narrow incised grooves ext	C18th		
16018	BGFW type	12	22	12	BS & Flake	U/ID	Brown glaze	C18th – EC19th		
16018	Blue Banded ware	3	5	3	BS	Hollow ware	Blue lines & bands ext	C19th		
16018	Bone China	1	2	1	Ring foot base	Flatware	U/Dec	C19th		
16018	Bone China	3	3	3	BS	Hollow ware	U/Dec	C19th		
16018	Bone China	1	2	1	BS	Flatware	Hand painted overglaze red linear decoration	c.1780 – c.1840	Discoloured	
16018	Bone China	2	4	1	BS	Hollow ware	Clear glaze int & ext giving a honey coloured finish	C19th		
16018	BSGSW	2	13	2	Handle	Mug/tankard	Folded handle lower terminal	C18th	Grooves on top of handle	
16018	BSGSW	1	11	1	Rim & handle	Hollow ware	Two grooves below everted rim	C18th	Porringer or similar handled bowl	
16018	BSGSW	1	1	1	Handle	Mug/tankard	Ridges & grooves on top of handle	C18th		
16018	BSGSW	1	3	1	Handle	Mug/tankard	Pale brown finish	C18th		
16018	BSGSW	70	339	70	BS	Hollow ware	Light to dark brown	C18th – E/MC19th		
16018	BSGSW	5	187	1	Flat base	Bowl	U/Dec	LC18th – C19th		
16018	BSGSW	2	22	1	Footed base	Bowl	Pale brown int & ext	C18th – EC19th		
16018	BSGSW	2	12	1	Ring foot base	Bowl	Brown int & ext	C18th – EC19th		
16018	BSGSW	7	166	7	Footed base	Bowl	Brown int & ext	C18th – C19th		
16018	BSGSW	2	51	1	Round foot base	Mug/tankard	Brown int & ext	C18th – EC19th	Small foot	

Context	Type	No	Wt	ENV	Part	Form	Decoration	Date range	Notes	Base diam
16018	BSGSW	2	26	2	Round foot base	Mug/tankard	Brown int & ext	C18th – EC19th	Round foot	
16018	BSGSW	8	36	6	Rim	Dish	Pale to dark brown int & ext	C18th – C19th	Wide sharply everted rim	
16018	BSGSW	3	46	3	Rim	Bowl	Small clubbed rim; incised lines below rim	LC18th – C19th		
16018	BSGSW	3	24	1	Rim	Bowl	U/Dec	C18th – c19th	Plain rim	
16018	BSGSW	2	15	2	Rim	Bowl	U/Dec	C18th – C19th	Round clubbed rim	
16018	BSGSW	6	27	6	BS	Hollow ware	Incised lines ext	LC18th – C19th		
16018	BSGSW	6	91	4	BS	Hollow ware	Moulded line of circles & stamped designs ext	C19th		
16018	BSGSW	16	105	16	BS	Hollow ware	Stamped & rouletted designs ext	LC18th – C19th		
16018	BSGSW	4	36	4	BS	Hollow ware	Lines of moulded circles ext	C19th		
16018	BSGSW	1	9	1	Rim	Hollow ware	Moulded circles ext	C19th	Plain rim	
16018	BSGSW	1	4	1	Rim	Bowl	U/Dec	C18th – EC19th	Everted rim	
16018	BSGSW	1	11	1	Rim	Bowl	Clubbed rim; stamped decoration ext	C19th		
16018	BSGSW	1	8	1	Base	Bowl	U/Dec	C19th	Base defined by groove	
16018	BSGSW	3	22	3	Base	Hollow ware	U/Dec	C19th		
16018	BSGSW	2	7	2	Round foot base	Mug/tankard	U/Dec	C19th		
16018	BSGSW	1	1	1	Ring foot base	Bowl	U/Dec	C18th – EC19th		
16018	BSGSW	1	2	1	Rim	Bowl	U/Dec	LC18th – C19th	Folded rim	
16018	BSGSW	1	4	1	Footed base	Bowl	U/Dec	C18th – EC19th		
16018	BSGSW	1	3	1	Rim	Hollow ware	U/Dec	C18th – C19th		
16018	BSGSW	1	6	1	Rim	Bowl	U/Dec	LC18th – C19th	Wide rimmed dish	
16018	BSGSW	1	3	1	BS	Hollow ware	U/Dec	LC18th – C19th		
16018	BSGSW	1	3	1	Rim	Dish	Pale brown	C18th		
16018	BSGSW	1	1	1	BS	Hollow ware	Pale brown int & ext	C18th		
16018	Cane Coloured ware	8	31	7	Handle	Mug/jug	U/Dec	C19th		
16018	Cane Coloured ware	1	5	1	BS & handle stump	Mug/jug	U/Dec	C19th		
16018	Cane Coloured ware	5	30	4	Ring foot base	Bowl	U/Dec	C19th	Angular ring foot base	
16018	Cane Coloured ware	1	14	1	Splay foot base	Hollow ware	U/Dec	C19th	Round splayed base	
16018	Cane Coloured ware	7	22	7	BS	Hollow ware	Light cane coloured ware	C19th		
16018	Cane Coloured ware	25	53	25	BS	Hollow ware	U/Dec	C19th		

Context	Type	No	Wt	ENV	Part	Form	Decoration	Date range	Notes	Base diam
16018	Cane Coloured ware	2	16	2	Rim	Dish	U/Dec	C19th	Wide everted pie-dish rim	
16018	Cane Coloured ware	2	3	2	Rim	Dish	U/Dec	C19th	Narrow everted rim	
16018	Cane Coloured ware	1	26	1	Rim	Hollow ware	Three incised lines w/ blue paint ext	C19th		
16018	Cane Coloured ware	1	7	1	Bowl	Bowl	Moulded blobs on rim	C19th		
16018	Cane Coloured ware	1	3	1	?Footring base	Hollow ware	U/Dec	C19th		
16018	Cane Coloured ware	1	3	1	BS	Hollow ware	White slip ext	C19th		
16018	Coarse Mottled ware	2	156	2	BS	Hollow ware	Slightly mottled glaze int & ext	C17th – C18th		
16018	Colour Glazed ware	1	4	1	BS	Flatware	Dark green glaze int & ext	C19th		
16018	Colour Glazed ware	1	3	1	Rim	Hollow ware	Yellow finish int & ext	C19th		
16018	Creamware	5	62	5	RFB	Bowl	U/Dec	c.1740 – c.1820	Angular ring foot base	
16018	Creamware	10	46	10	RFB	Bowl	U/Dec	c.1740 – c.1820	Angular RFB	
16018	Creamware	1	3	1	RFB	Cup/bowl	U/Dec	c.1740 – c.1820	Angular RFB	
16018	Creamware	3	16	2	Rim	Pie dish	U/Dec	c.1740 – c.1820		
16018	Creamware	38	73	38	BS & flakes	Flatware	U/Dec	c.1740 – c.1820		
16018	Creamware	7	36	7	Rim	Plate	U/Dec	c.1740 – c.1820	Flat everted rim	
16018	Creamware	20	77	20	BS	Plate	U/Dec	c.1740 – c.1820		
16018	Creamware	13	41	13	Footring base	Plate	U/Dec	c.1740 – c.1820		
16018	Creamware	2	5	2	Recessed base	Plate	U/Dec	c.1740 – c.1820		
16018	Creamware	85	161	85	BS	Hollow ware	U/Dec	c.1740 – c.1820		
16018	Creamware	3	14	3	Handle	Mug/jug	U/Dec	c.1740 – c.1820		
16018	Creamware	1	1	1	Handle	Mug/jug	U/Dec	c.1740 – c.1820	Lobate handle	
16018	Creamware	11	22	11	Rim	Cup/bowl	U/Dec	c.1740 – c.1820		
16018	Creamware	31	87	31	Rim	Plate	U/Dec	c.1740 – c.1820	Beaded rim	
16018	Creamware	1	4	1	BS	Hollow ware	Prominent rilled band ext	c.1740 – c.1820		
16018	Creamware	1	3	1	Rim	Plate	Moulded rim w/ stylised spray motif	c.1740 – c.1820		
16018	Creamware	1	1	1	BS	Hollow ware	Moulded cable pattern ext	c.1740 – c.1820		
16018	Creamware	1	1	1	?Recessed base	Hollow ware	Moulded band around recessed/footed base	c.1740 – c.1820		
16018	Creamware	1	2	1	Ring foot base	Hollow ware	U/Dec	c.1740 – c.1820	Square-sectioned ring foot base	
16018	Creamware	1	3	1	Everted rim	Hollow ware	U/Dec	c.1740 – c.1820	Narrow, sharply everted rim w/ beaded rim	

Context	Type	No	Wt	ENV	Part	Form	Decoration	Date range	Notes	Base diam
16018	Creamware	1	3	1	Rim	Bowl	U/Dec	c.1740 – c.1820	Sharply everted, flat topped rim	
16018	Creamware	1	4	1	Rim	Bowl	U/Dec	c.1740 – c.1820	Sharply everted, wedge-shaped rim	
16018	Creamware	1	4	1	Ring foot base	Hollow ware	U/Dec	c.1740 – c.1820		
16018	Creamware	1	1	1	Rim	Hollow ware	U/Dec	c.1740 – c.1820	Small beaded rim	
16018	Creamware	1	2	1	Rim	Hollow ware	U/Dec	c.1740 – c.1820		
16018	Creamware	1	5	1	Rim	Hollow ware	U/Dec	c.1740 – c.1820		
16018	Creamware	1	3	1	BS	Flatware	U/Dec	c.1740 – c.1820	Discoloured	
16018	Edged ware	4	12	1	Rim	Plate	Rococo moulded edge w/ blue paint	c.1784 – c.1812	See Brooks 2005	
16018	Edged ware	2	9	1	Rim	Plate	Rococo moulded edge w/ blue paint	c.1784 – c.1812	See Brooks 2005	
16018	Edged ware	5	17	5	Rim	Plate	Plain wavy edge w/ blue paint	E – MC19th		
16018	Edged ware	2	5	2	Rim	Plate	Rococo moulded edge w/ blue paint	c.1784 – c.1812	See Brooks 2005	
16018	Edged ware	1	9	1	Rim	Plate	Wavy edge plate w/ relief moulding & green paint	EC19th		
16018	Fine Redware	2	19	1	Lid seated rim	Teapot	Dark brown 'Rockingham' style glaze int & ext	LC18th – C19th		
16018	Fine Redware	1	3	1	BS	Hollow ware	White slip int; blue band & lustre pattern ext	LC18th – C19th		
16018	Fine Redware	2	1	2	BS	Hollow ware	U/Dec	LC18th – C19th		
16018	Fine Redware	1	1	1	Ring foot base	Hollow ware	U/Dec	LC18th – C19th		
16018	Fine Redware	1	1	1	BS	Hollow ware	White slip ext w/ lines incised through to give red lines	LC18th – C19th		
16018	Late Blackware	1	79	1	Footed base	Jar	Black glaze int & partially ext	C18th	Hard, dense red fabric	
16018	Late Blackware	1	19	1	Footed base	Jar	Black glaze int	C18th	Hard, dense red fabric	
16018	Late Blackware	1	17	1	BS	Hollow ware	Black glaze int & ext	C18th	Hard, dense red fabric	
16018	Late Blackware	52	210	52	BS	Hollow ware	Black glaze int & partially ext	C18th	Hard, dense red fabric	
16018	Late Blackware	1	17	1	BS	Hollow ware	Black glaze int only	C18th	Black glaze int only	
16018	Late Blackware	1	13	1	BS	Hollow ware	Black glaze int & ext	C18th	Hard dark red body	
16018	Late Blackware	1	15	1	Rim	Dish	Black glaze int only	C18th	Hard, dark red dense body	
16018	Late Blackware	3	7	3	Rim	Hollow ware	Black glaze int & ext	C18th	Slightly everted rims; hard, fine red body	

Context	Type	No	Wt	ENV	Part	Form	Decoration	Date range	Notes	Base diam
16018	Late Blackware	1	14	1	Rim	Jar	Brown glaze int & ext w/ fine mottling	C18th	Everted rim; hard red fabric	
16018	Late Blackware	1	13	1	Rim	Jar	Brown mottled glaze int & ext	LC17th – C18th	Fine dull red body; everted rim	
16018	Late Blackware	1	11	1	Rim	Jar	Brown metallic mottled glaze int & ext	C17th – C18th	Hard, dull red body	
16018	Late Blackware	2	11	2	BS	Hollow ware	Shallow grooves ext on one sherd; metallic purple glaze int & ext	C17th – C18th	Hard, dense fine dark red body	
16018	Late Blackware	3	4	3	Handle	Cup/tyg	Black glaze	C18th	Fine buff to pale orange fabric	
16018	Late Blackware	2	7	1	Rim	Hollow ware	Black glaze int & ext	C18th	Fine orange fabric; slightly everted rim	
16018	Late Blackware	1	4	1	Rim	Hollow ware	Mottled brown/purple glaze int & ext	LC17th – C18th	Bright orange body w/ occasional hard red incs	
16018	Late Blackware	1	1	1	Rim	Hollow ware	Mottled brown glaze int & ext	C18th	Orange body	
16018	Late Blackware	2	6	2	BS	Hollow ware	Black glaze int & ext	C18th		
16018	Late Blackware type	1	27	1	Footed base	Bowl	Black glaze int only	C18th	Fine orange fabric	
16018	Late Blackware type	1	11	1	Rim	Cup/tyg	Mottled glaze int; black glaze ext; rilled band ext	C18th	Fine buff fabric	
16018	Late Blackware type	2	5	2	BS	Hollow ware	Black glaze int & ext	C18th	Bright orange fabric w/ occasional quartz grains	
16018	Late Blackware type	4	13	4	BS	Hollow ware	Black glaze int & ext	C18th	Bright orange fabric	
16018	Late Slipware	1	6	1	Recessed base	Hollow ware	Swirled black, black & red-brown slip ext	LC18th – C19th		
16018	Lustre ware	1	2	1	?Rim	Hollow ware	Gold lustre finish	C19th	Fine red body	
16018	Mocha ware	4	9	4	BS	Bowl	Blue mocha trees on a white slip band	C19th		
16018	Mottled Creamware	1	16	1	Ring foot base	Cup/bowl	Brown mottled Creamware	c.1740 – c.1820		
16018	Mottled type ware	1	10	1	BS	Hollow ware	Dark mottled glaze int & ext	C18th	Bright orange fabric w/ sparse fine round red grit	
16018	Mottled ware	1	7	1	Base	M/T	MGIE w/ rilling above base	C18th		
16018	Mottled ware type	1	2	1	BS	Hollow are	Dark MGIE	C18th	Fine red fabric	
16018	Mottled ware type	1	6	1	BS	Hollow ware	Dark MGIE	C18th	Fine red body w/ white streaks	

Context	Type	No	Wt	ENV	Part	Form	Decoration	Date range	Notes	Base diam
16018	Mottled ware type	1	12	1	Rim	M/T	Dark MGIE	C18th	Fine orange sandy body	
16018	Mottled ware type	1	1	1	BS	Hollow ware	Dark MGIE	C18th		
16018	Mottled ware type	1	3	1	BS	Hollow ware	Dark mottled glaze int & ext	C18th	Hard fine orange fabric	
16018	Mottled ware type	2	4	2	BS	Hollow ware	Mottled glaze	C18th	White body	
16018	MW type	1	2	1	Rim	Hollow ware	Dark glaze w/ yellow speckling int & ext	C18th		
16018	MW1	6	8	6	BS	Hollow ware	Mottled glaze int & ext	C18th		
16018	MW1	1	2	1	Rim	M/T	MGIE	C18th		
16018	MW1	1	3	1	BS	M/T	MGIE & raised ridge ext	C18th		
16018	MW1	6	16	6	Handle	M/T	MGIE	C18th		
16018	MW1	18	53	18	BS	Hollow ware	Dark MGIE	C18th		
16018	MW1	1	7	1	Footed base	Hollow ware	Dark mottled glaze int & partially ext	C18th	Footed base	
16018	MW1	2	7	2	BS	Hollow ware	MGIE	C18th		
16018	MW1 type	1	2	1	Rim	Hollow ware	MGIE	C18th		
16018	MW2	6	15	6	BS	Hollow ware	Dark mottling int & ext	C18th		
16018	Pearlware	6	39	3	Recessed base	Plate	U/Dec	c.1780 – c.1840		
16018	Pearlware	6	17	6	BS	Flatware	U/Dec	c.1780 – c.1840		
16018	Pearlware	2	6	2	Ring foot base	Cup/bowl	U/Dec	c.1780 – c.1840	Angular RFB	
16018	Pearlware	7	12	7	Ring foot base	?Cup/bowl	U/Dec	c.1780 – c.1840	Angular RFB	
16018	Pearlware	2	5	1	Footring base	Plate	U/Dec	c.1780 – c.1840		
16018	Pearlware	23	39	23	BS	Hollow ware	U/Dec	c.1780 – c.1840		
16018	Pearlware	1	2	1	Footring base	Cup/bowl	U/Dec	c.1780 – c.1840	Round RFB	
16018	Pearlware	1	1	1	BS	U/ID	U/Dec	c.1780 – c.1840	Part of maker's mark on underside of base	
16018	Pearlware	13	22	13	BS	Flatware	U/Dec	c.1780 – c.1840		
16018	Pearlware	1	1	1	Rim	Cup/bowl	U/Dec	c.1780 – c.1840		
16018	Pearlware	1	1	1	Rim	U/ID	U/Dec	c.1780 – c.1840		
16018	Pearlware	2	2	2	Rim	Cup/bowl	Blue line on rim	c.1780 – c.1840		
16018	Pearlware	2	3	2	Rim	Cup/bowl	Blue line on rim	c.1780 – c.1840		
16018	Pearlware	1	3	1	Rim	Lid	Blue hand-painted design on top of rim	c.1780 – c.1840		
16018	Pearlware	1	2	1	Handle	Cup	Hand-painted brown abstract design on spine of handle	c.1780 – c.1840		
16018	Pearlware	2	2	2	BS	Hollow ware	Thin blue lines ext	c.1780 – c.1840		

Context	Type	No	Wt	ENV	Part	Form	Decoration	Date range	Notes	Base diam
16018	Pearlware	1	4	1	Rim	Hollow ware	Blue vertical lenticular design w/ yellow painted intersections	c.1780 – c.1840		
16018	Pearlware	1	3	1	Perforated lid	Lid	U/Dec	c.1780 – c.1840		
16018	Pearlware	3	5	3	BS	Hollow ware	Hand-painted blue design ext	c.1780 – c.1840		
16018	Pearlware	2	1	2	Rim	Cup/bowl	Brown line inside rim; hand painted yellow, blue & green floral design int	c.1780 – c.1840		
16018	Pearlware	1	3	1	Footring base	Bowl	Blue, yellow & green floral pattern int	c.1780 – c.1840		
16018	Pearlware	1	1	1	Rim	Cup/bowl	Rouletted geometric band w/ brown lines above & below ext;	c.1780 – c.1840		
16018	Pearlware	5	6	5	BS	Hollow ware	Hand painted blue, orange & green designs ext	c.1780 – c.1840		
16018	Pearlware	1	1	1	Rim	Cup/bowl	Blue hand-painted lines int & ext & orange design ext	c.1780 – c.1840		
16018	Pearlware	1	1	1	Rim	Cup/bowl	Thin blue line int	c.1780 – c.1840		
16018	Pearlware	1	1	1	BS	Cup/bowl	Hand-painted blue design int	c.1780 – c.1840		
16018	Pearlware	1	1	1	Rim	Cup/bowl	Hand painted blue design ext; dark lines int & ext	LC18th – EC19th		
16018	Pearlware	1	1	1	Rim	Cup/bowl	Thin yellow line on rim	c.1780 – c.1840		
16018	Pearlware	1	1	1	BS	Hollow ware	Blue painted design ext	c.1780 – c.1840		
16018	Pearlware	1	1	1	Rim	Cup/bowl	Dark line on rim	c.1780 – c.1840		
16018	Purple Glazed ware	1	30	1	Footed base	Hollow ware	Hard, purple glaze int & ext	LC17th – C18th	Hard, dense body w/ thin white streaks	
16018	Redware	20	102	20	BS	Dish/bowl	Clear glaze int	C17th – EC18th	Chipped & abraded	
16018	Redware	3	21	3	BS	Hollow ware	Clear glaze int & ext	C17th – C18th		
16018	Redware	2	20	1	Rim	Dish/bowl	Clear glaze int	C17th – EC18th	Chipped & abraded	
16018	Redware	1	10	1	Rim	Dish/bowl	Clear glaze int	C17th – EC18th	Overhanging rim	
16018	Redware	1	2	1	Rim	Dish	Clear glaze int	C17th – EC18th	Small clubbed rim	
16018	Redware	1	10	1	Rim	Dish/bowl	Clear glaze int only	C17th – EC18th	Chipped & flaked	
16018	Redware	5	93	5	BS	?Pancheon	Clear glaze	C17th – EC18th	Chipped & abraded	
16018	Redware	1	2	1	BS	Dish/bowl	Clear glaze	LC17th – C18th	Chipped & abraded	
16018	Redware	3	6	3	BS	BS	Clear glaze	C17th – C18th		
16018	Redware type	1	44	1	Rim & handle	Hollow ware	Greenish glaze int & ext	C17th – EC18th	Lug-like handle ext; flaked & chipped	
16018	Slip Banded CC	16	37	16	BS	Hollow ware	White slip lines ext	C19th		



Context	Type	No	Wt	ENV	Part	Form	Decoration	Date range	Notes	Base diam
	ware									
16018	Slip Banded CC ware	4	8	4	BS	Hollow ware	Brown & white slip lines ext	C19th		
16018	Slip Banded CC ware	4	9	4	Rim	Bowl	White slip lines ext	C19th		
16018	Slip Banded CC ware	6	24	6	Rim	Bowl	Brown & white slip lines ext	C19th		
16018	Slip Banded CC ware	2	6	1	Rim & spout	Jug	Thin blue slip lines ext; low relief band ext	C19th		
16018	Slip Banded CC ware	1	1	1	BS	Hollow ware	Green slip line ext	C19th		
16018	Slip Coated ware	3	10	3	BS	Hollow ware	Red slip int & ext under glaze	C18th	Buff body	
16018	Slip Coated ware	2	7	2	BS	Flatware	Red slip under glaze	C18th		
16018	Slipware	1	8	1	Rim	Dish	Brown slip w/ thin white wavy lines int; pie crust rim	C18th	Press moulded dish; buff fabric	
16018	Slipware	1	4	1	Rim	Dish	Red on white slip int; pie crust rim	C18th	Press-moulded dish; Fine red fabric	
16018	Slipware	1	7	1	Rim	Dish	Red & white slip int; pie crust rim	C18th	Press-moulded dish; fine red fabric	
16018	Slipware	1	3	1	Rim	Dish	White on red slip int; pie crust rim	C18th	Press-moulded dish; buff fabric	
16018	Slipware	3	21	3	BS	Dish	Brown, red-brown & white banded slip decoration int	C18th	Press-moulded dish	
16018	Slipware	1	5	1	BS	Dish	Trailed white slip on a red slip background	C18th	Press-moulded dish; buff fabric	
16018	Slipware	1	10	1	BS	Dish	Red-brown & white slip bands w/ dark brown wavy line int	C18th	Press-moulded dish; fine red fabric	
16018	Slipware	1	2	1	BS	Dish	Dark brown slip int w/ trailed wavy line ext	C18th	Press-moulded dish; buff fabric	
16018	Stoneware	3	35	2	Base	Flagon	Green finish int & ext	C19th		
16018	Stoneware	1	9	1	Rim	Bottle	Green finish int & ext	C19th		
16018	Stoneware	1	6	1	BS	?Bottle	Green finish int & ext	C19th		
16018	Stoneware	2	9	2	BS	Hollow ware	Green & buff finish int & ext	C19th		
16018	Tin Glazed Earthenware	1	5	1	Recessed base	Plate	U/D blue design int	MC16th – MC18th		
16018	TP Pearlware	18	21	17	Rim & BS	Cup/bowl	Chinese landscape	c.1780 – c.1840		
16018	TP Pearlware	5	5	5	Rim & handle	Cup	Chinese landscape; wavy rim	c.1780 – c.1840		
16018	TP Pearlware	2	27	2	Ring foot base	Cup/bowl	Chinese landscape ext	c.1780 – c.1840	Rounded ring foot	

Context	Type	No	Wt	ENV	Part	Form	Decoration	Date range	Notes	Base diam
									base	
16018	TP Pearlware	4	10	4	Recessed base	Plate	Chinese landscape int	c.1780 – c.1840		
16018	TP Pearlware	3	7	3	Footring base	Plate	Chinese landscape ext	c.1780 – c.1840		
16018	TP Pearlware	10	12	10	Rim & BS	Saucer/plate	Chinese landscape int	c.1780 – c.1840		
16018	TP Pearlware	5	9	3	Rim & BS	Saucer	Willow	c.1780 – c.1840		
16018	TP Pearlware	5	9	5	Rim & spout	Jug	Chinese landscape border	c.1780 – c.1840		
16018	TP Pearlware	2	3	2	Handle	Cup	Chinese landscape on spine of handle	c.1780 – c.1840		
16018	TP Pearlware	1	7	1	Rim	Pie dish	U/ID TP design on narrow pie dish rim	c.1780 – c.1840		
16018	TP Pearlware	14	17	14	Rim & BS	Saucer	Various U/ID TP designs int	c.1780 – c.1840	Non Chinese landscape designs	
16018	TP Pearlware	6	8	6	BS	Hollow ware	Various U/ID TP designs int	c.1780 – c.1840		
16018	TP Pearlware	1	2	1	Handle	Cup	Floral design on spine of handle	c.1780 – c.1840		
16018	TP Pearlware	1	2	1	Rim	Lid	Dark blue Chinese style border int	c.1780 – c.1840		
16018	TP Pearlware	1	2	1	Flat base	Plate	TP leaf design int	c.1780 – c.1840		
16018	TP Pearlware	1	1	1	BS	Flatware	U/ID geometric design int	c.1780 – c.1840		
16018	TP Pearlware	1	1	1	Rim	Flatware	U/ID TP design int	c.1780 – c.1840		
16018	TP Pearlware	1	7	1	Recessed base	Hollow ware	U/ID TP design ext	c.1780 – c.1840		
16018	TP Pearlware	2	5	2	Ring foot base	Cup/bowl	U/ID TP design ext	c.1780 – c.1840	Round RFB	
16018	TP Pearlware	2	5	1	Recessed base	Dish	Black printed rural design int	c.1780 – c.1840		
16018	TP Pearlware	1	1	1	Recessed base	Dish	Black printed rural design int	c.1780 – c.1840		
16018	TP Pearlware	1	3	1	BS	Dish	Chinese landscape int	c.1780 – c.1840		
16018	TP Pearlware	1	1	1	BS	Hollow ware	Black printed design ext	c.1780 – c.1840		
16018	TP Pearlware	1	1	1	BS	Flatware	Black printed design int	c.1780 – c.1840		
16018	Type 1 Slipware	1	5	1	BS	Dish/bowl	Clear glaze int w/ white trailed slip	C17th – EC18th		
16018	U/ID	1	1	1	Flake	Hollow ware	Greenish glaze int & ext	C19th		
16018	URE	6	15	6	BS	Hollow ware	U/Dec	C18th – C19th		
16018	Whiteware	1	9	1	Base	?Mug	U/Dec	M – LC19th		
16018	Whiteware	2	5	2	BS	Hollow ware	Buff body; black & white slip lines & bands ext	C19th		
16018	Whiteware	1	1	1	Flatware	Flatware	Relief moulded pattern int w/ faint lustre highlights	C19th		

Context	Type	No	Wt	ENV	Part	Form	Decoration	Date range	Notes	Base diam
16018	WSGSW	2	4	2	Rim	Plate	Seed/barley design around rim	c.1720 – c.1780		
16018	WSGSW	5	9	5	BS	Hollow ware	U/Dec	c.1720 – c.1780		
16018	WSGSW	3	14	3	BS	Flatware	U/Dec	c.1720 – c.1780		
16018	WSGSW	2	2	2	Rim	Plate	Moulded rim	c.1720 – c.1780		
16018	WSGSW	1	2	1	Ring foot base	Cup/bowl	U/Dec	c.1720 – c.1780	Angular ring foot base	
16018	WSGSW	1	4	1	Base	Flatware	U/Dec	c.1720 – c.1780	Secondarily burnt	
16018	WSGSW	2	5	2	BS	Hollow ware	U/Dec	c.1720 – c.1780	Unidentified moulded elements	
16018	YGCW	1	17	1	Rim	Bowl	White slip int under clear glaze	C17th – C18th		
16018	YGCW	5	21	5	BS	Bowl	White slip int under clear glaze	C17th – C18th		
16030	BGCW	2	19	2	BS	Hollow ware	Brown glaze int & ext	C18th		
16030	BGCW	1	10	1	Rim	Hollow ware	Brown glaze int & ext; clubbed rim w/ finger imp on rim	C18th – EC19th		
16030	BGFW type	1	19	1	BS	Hollow ware	Brown glaze int only	C18th	Fabric resembles an MW type	
16030	Blackware	1	5	1	Handle	Hollow ware	U/Dec	C17th		
16030	BSGSW	1	5	1	Ring foot base	Hollow ware	U/Dec	C18th – EC19th		
16030	BSGSW	1	1	1	BS	Hollow ware	U/Dec	C18th – C19th		
16030	Coarse Blackware	1	103	1	Base	Hollow ware	Black glaze int & ext	C18th	Hard, dense, red fabric	
16030	Coarse Mottled ware	2	204	1	Rim	Pancheon	Mottled glaze int only	C18th		
16030	Late Blackware	1	24	1	Rim	Dish	Black glaze int; profiled rim	C18th		
16030	MW type	1	2	1	Rim	Hollow ware	MGIE	C18th	Heavily overfired w/ blistered glaze	
16030	MW type	2	27	2	Base	U/ID	MGIE	C18th	Overfired, discoloured glaze	
16030	MW type	1	8	1	BS	Hollow ware	MGIE w/ rilled band ext	C18th	Overfired	
16030	MW type	1	4	1	?Rim	Hollow ware	Blistered glaze int & ext, discoloured	C18th	Heavily overfired & distorted	
16030	MW type	1	6	1	BS	Hollow ware	Dark glaze int & ext	C18th	Overfired	
16030	MW1	67	314	67	BS	Hollow ware	MGIE	C18th		
16030	MW1	1	37	1	Base	M/T	MGIE & rilled band above base	C18th		80mm
16030	MW1	1	66	1	Base	M/T	MGIE & rilled band above base	C18th		120mm
16030	MW1	1	36	1	Base	M/T	MGIE & rilled band above base	C18th		130mm
16030	MW1	1	68	1	Base	M/T	Dark MGIE & rilled band above base	C18th	Waster; Handle stump above base; frag of flat rod attached to	85mm

Context	Type	No	Wt	ENV	Part	Form	Decoration	Date range	Notes	Base diam
									base	
16030	MW1	1	37	1	Base	M/T	Dark MGIE & rilled band above base	C18th		130mm
16030	MW1	1	54	1	Base	M/T	Dark MGIE & rilled band above base	C18th		95mm
16030	MW1	1	70	1	Base	M/T	Dark MGIE & rilled band above base	C18th		75mm
16030	MW1	1	16	1	Base	M/T	Overfired MGIE & rilled band above base	C18th		80mm
16030	MW1	1	11	1	Base	M/T	Dark MGIE & rilled band above base	C18th		90mm
16030	MW1	1	17	1	Base	M/T	MGIE & rilled band above base	C18th		70mm
16030	MW1	2	11	2	Base	M/T	MGIE & rilled band above base	C18th		U.ID
16030	MW1	1	12	1	Base	M/T	MGIE & rilled band above base	C18th	Fired an at angle- large glaze pool int	52mm
16030	MW1	1	26	1	Base	M/T	MGIE & rilled band above base	C18th		U/ID
16030	MW1	2	27	1	Footed base	Porringer	Light MGIE	C18th		90mm
16030	MW1	1	20	1	Footed base	Porringer	MGIE	C18th		80mm
16030	MW1	1	17	1	Footed base	Porringer	MGIE	C18th		90mm
16030	MW1	1	8	1	Footed base	Porringer	MGIE	C18th		70mm
16030	MW1	1	8	1	Footed base	Porringer	MGIE	C18th		U/ID
16030	MW1	1	70	1	Footed base	Porringer	Dark MGIE	C18th	Waster; fragment of rod attached to base	86mm
16030	MW1	1	33	1	Footed base	Porringer	Overfired MGIE	C18th		110mm
16030	MW1	1	8	1	Footed base	Porringer	MGIE	C18th		U/ID
16030	MW1	1	20	1	Footed base	Porringer	MGIE	C18th	Waster; broken sherds int; fragments attached to underside of base	U/ID
16030	MW1	1	47	1	Footed base	Porringer	MGIE	C18th	Waster; fragment of shelf attached to underside	U/ID
16030	MW1	2	10	2	Footed base	Porringer	MGIE	C18th	One w/ fragment attached to underside	U/ID
16030	MW1	10	80	10	Handle	M/T	MGIE	C18th	Some with vessel wall attached	
16030	MW1	1	16	1	Handle	M/T	MGIE	C18th	Loop handle	
16030	MW1	1	18	1	BS & handle stump	M/T	MGIE	C18th	Glaze over broken handle stump	

Context	Type	No	Wt	ENV	Part	Form	Decoration	Date range	Notes	Base diam
16030	MW1	4	48	4	BS	Hollow ware	MGIE	C18th	Eight sherds stuck together in pairs	
16030	MW1	8	43	8	BS	M/T	MGIE & broad rilled bands ext	C18th		
16030	MW1	17	76	17	BS	M/T	MGIE w/ raised ridges ext	C18th		
16030	MW1	1	17	1	BS & handle stump	M/T	MGIE w/ part of rilled band ext	C18th		
16030	MW1	1	7	1	Rim	Hollow ware	MGIE w/ rilled band below everted rim	C18th		
16030	MW1	2	34	1	BS	Hollow ware	MGIE	C18th	Probably a globular bodied vessel w/ tall neck	
16030	MW1	13	30	12	Rim	M/T	MGIE	C18th	Slightly everted rim	
16030	MW1	3	10	2	Rim	M/T	MGI, partial ext	C18th		
16030	MW1	1	8	1	BS	Hollow ware	MGIE; part of rilled band above base	C18th		
16030	MW1	2	5	2	BS	Hollow ware	MGIE	C18th		
16030	MW1	10	56	10	Rim & BS	Plate	Light MGI only	C18th		
16030	MW1	5	17	5	BS	?Hollow ware	Light MGI int only	C18th		
16030	MW1	1	3	1	Rim & spout	?Jug	MGI	C18th		
16030	MW1	1	2	1	Rim	Hollow ware	MGI	C18th		
16030	MW1	1	8	1	BS	Hollow ware	MGI	C18th		
16030	MW1	1	5	1	Rim	Plate	MGI	C18th	Unglazed	
16030	MW1	1	8	1	Footring base	Plate	Mottled glaze int only	C18th	Turned footring base	
16030	MW1	2	6	2	Base	U/ID	Dark glaze int	C18th		
16030	MW1	1	14	1	Base	U/ID	Dark glaze int	C18th		
16030	MW1	2	9	2	BS	Hollow ware	Dark glaze int & ext	C18th		
16030	MW1	1	3	1	Base	Hollow ware	Dark MGIE; rilled band above base	C18th		
16030	MW1	1	9	1	Base	Hollow ware	Dark MGIE	C18th		
16030	MW1	1	8	1	Base	Hollow ware	Dark MG int	C18th		
16030	MW1	1	4	1	BS	Hollow ware	MGIE	C18th	Overfired	
16030	MW2	2	26	1	Base	M/T	Dark glaze int & ext	C18th	Abraded & flaked	
16030	MW2	2	2	1	BS	Hollow ware	Dark glaze int & ext	C18th	Abraded & flaked	
16030	MW2	1	6	1	Rim & ?spout	?Jug	Unglazed; probably flaked	C18th		
16030	MW2	1	3	1	Rim	Hollow ware	Mottled glaze int & ext	C18th		
16030	MW2	1	8	1	BS	Hollow ware	Dark glaze int & ext	C18th		
16030	Porcelain	1	3	1	Rim	Plate	Hand painted floral design int	C18th – C19th	?Imported	

Context	Type	No	Wt	ENV	Part	Form	Decoration	Date range	Notes	Base diam
16030	Redware	1	72	1	Rim	Pancheon	Clear glaze int	C17th – C18th	Round clubbed rim	
16030	Redware	1	15	1	BS	Pancheon	Clear glaze int	C17th – C18th		
16030	Redware	1	37	1	Rim & handle	Hollow ware	Clear glaze int	C17th – EC18th	Handle springs from clubbed rim	
16030	Redware type	1	46	1	Rim	Bowl/dish	Greenish glaze int only	C17th - C18th	?Overfired	
16030	Slip Coated ware	1	3	1	Handle	M/T	Red slip on a buff body w/ mottled glaze	C18th		
16030	Waster	4	14	4	BS	U/ID	MG	C18th	Clay pellets w/ vessel frags attached	
16032	BGCW	2	119	1	Rim & handle	Jar	Sparse patchy brown glaze int & ext	C18th	Wide lug-handle attached to rim	
16032	BSGSW	1	4	1	BS	Mug/tankard	Brown glaze int & ext	C18th		
16032	Mottled Coarseware	1	22	1	BS	Pancheon	Mottled glaze int only; red slip ext	C18th		
16032	MW1	2	9	1	BS	Hollow ware	MGIE	C18th		
16032	MW1	1	41	1	Base	Mug/tankard	MGIE; wide rounded rilling ext	C18th		
16061	BGFW	1	3	1	BS	Hollow ware	Brown glaze int ext	C18th		
16061	MW1	2	31	2	BS & handle	Hollow ware	MGIE	C18th		
16061	MW1	3	99	3	Footed base	Porringer	MGIE	C18th		
16061	MW1	6	16	6	BS	Mug/tankard	MGIE & rilled bands ext	C18th		
16061	MW1	1	1	1	Rim	Mug/tankard	MGIE & rilled band below rim	C18th		
16061	MW1	9	22	9	BS	Hollow ware	MGIE	C18th		
16061	MW1	4	14	4	Base	Hollow ware	MG int only	C18th		
16061	MW1	1	11	1	Rim	Hollow ware	MGIE	C18th	Everted rim	
16061	MW1	2	4	2	Rim	Hollow ware	MGIE	C18th		
16061	MW1	2	20	2	Rim	Dish	Clear glaze int; very little mottling	C18th	Distinctive profile	
16061	MW1	1	4	1	Rim	Hollow ware	MG int only	C18th	Odd profile	
16061	MW1	1	2	1	BS	Hollow ware	Black glaze ext, mottled int; wide rilling ext	C18th		
16061	MW2	3	9	3	BS	Hollow ware	Brown glaze int & ext	C18th		
16061	Redware type	1	3	1	Rod handle	Hollow ware	Patchy clear glaze ext	C18th		
16061	Slipware	2	8	1	BS	?Hollow ware	Swirled brown & white slip ext	C18th		
16061	Slipware type 1	1	18	1	Rim	Dish	Trailed white slip int	C17th - EC18th	Clubbed rim	
16078	BGFW	3	31	3	BS	Hollow ware	Hard, shiny purple glaze int & ext	C18th	Hard, dense, orange body	
16078	MW1	3	13	3	BS	Hollow ware	MGIE	C18th		
16078	MW1	1	5	1	Handle	Hollow ware	MGIE	C18th		

Context	Type	No	Wt	ENV	Part	Form	Decoration	Date range	Notes	Base diam
16078	Redware	1	30	1	Rim	Bowl/pancheon	Clear glaze int	LC17th – C18th	Heavy round clubbed rim	
16079	MW1	27	44	27	BS	Hollow ware	MGIE	C18th		
16079	MW1	8	16	8	Rim	Mug/tankard	MGIE	C18th		
16079	MW1	3	8	2	Rim	Mug/tankard	MGIE; rilling below rim	C18th		
16079	MW1	1	3	1	BS	Hollow ware	MGIE; rilled band & waisted profile	C18th		
16079	MW1	4	48	4	Handle & BS	Mug/tankard	MGIE	C18th	One waster w/ lump of fired clay between body & handle	
16079	MW1	1	10	1	BS & handle	porringer	MGIE	C18th		
16079	MW1	3	77	2	Footed base	Porringer	MGIE	C18th		
16079	MW1	5	22	5	BS	Mug/tankard	MGIE	C18th		
16079	MW1	2	44	2	BS	Mug/tankard	MGIE w/ raised ridges ext	C18th		
16079	MW1	3	30	3	BS	Porringer	MGIE	C18th		
16079	MW1	1	61	1	Footed base	Jar	MGIE, partial ext	C18th	Rounded body, larger than porringer	
16079	MW1	1	12	1	Rim	Porringer	MGIE; round body w/ everted rim	C18th		
16079	MW1	4	26	4	BS	Mug/tankard	MGIE; rilled bands ext	C18th		
16079	MW1	1	12	1	Rim	Porringer	MGIE; round body, everted rim	C18th		
16079	MW1	1	16	1	Footed base	Porringer	MGIE	C18th		
16079	MW1	1	7	1	Base	?Mug	MGIE	C18th		
16079	MW1	1	7	1	BS	Porringer	MGIE w/ raised ridge ext	C18th		
16079	MW1	1	3	1	Base	Hollow ware	MG int	C18th		
16079	MW2	20	81	20	BS	Hollow ware	Dark brown mottled glaze int & ext	C18th		
16079	MW2	3	69	3	Footed base	Porringer	Dark brown mottled glaze int & ext	C18th		
16079	MW2	6	11	6	BS	Hollow ware	Dark brown glaze int & ext; rilled band ext	C18th		
16079	MW2	1	9	1	BS & handle	Hollow ware	Dark brown glaze int & ext	C18th		
16079	MW2	6	40	6	Base	Mug	Black glaze int & ext	C18th		
16079	MW2	1	10	1	Footed base	Porringer	Mottled glaze int only	C18th		
16079	MW2	1	13	1	Footed base	Mug	MGIE	C18th		
16079	MW2	1	19	1	Base	Hollow ware	Mottled glaze int only	C18th		
16079	MW2	2	6	2	Rim	Mug/tankard	MGIE	C18th		
16079	MW2	1	5	1	Base	Hollow ware	Dark glaze int & ext	C18th		
16079	MW2	1	1	1	Handle	Hollow ware	Dark glaze	C18th		

Context	Type	No	Wt	ENV	Part	Form	Decoration	Date range	Notes	Base diam
16079	MW2	1	1	1	Base	Hollow ware	Mottled glaze int	C18th		
16079	MW2	1	1	1	BS	Hollow ware	Rilled band ext; misfired glaze	C18th		
16079	MW3	1	48	1	Footed base	Porringer	MGIE on white slip	C18th	Footed base & handle stump	
16079	MW3	1	48	1	Footed base	Jar	MGIE on white slip	C18th		
16079	MW3	1	18	1	BS	?Jar	MGIE on white slip	C18th		
16079	MW3	1	11	1	BS	Hollow ware	MGIE w/ raised ridge & rilled band ext	C18th		
16079	MW3	1	7	1	Rim	Hollow ware	MGIE on white slip	C18th	Most glaze removed int & ext	
16085	BGCW	3	18	3	BS	Hollow ware	Shiny brown glaze int & ext	C18th – C19th	Bright orange fabric	
16085	BGCW	2	12	2	BS	Hollow ware	Shiny brown glaze int	C18th – C19th	Bright orange fabric	
16085	Blue Banded ware	1	5	1	BS	Hollow ware	Blue band ext	M – LC19th		
16085	BSGSW	1	3	1	BS	Hollow ware	Pairs of incised lines ext	C18th		
16085	Cane Coloured ware	1	33	1	Ring foot base	Bowl	U/Dec	C19th		
16085	Cane Coloured ware	1	80	1	Flat base	Pie dish	U/Dec	C19th		
16085	Creamware	2	9	2	Rim & BS	Plate	U/Dec	c.1740 – c.1820		
16085	Late Blackware	5	18	5	BS	Hollow ware	Black glaze int & ext	C18th	Hard, fine dark red fabric, cf. Blackware	
16085	MW1	1	9	1	BS	Plate	MW int only	C18th	Wheel-thrown dish/plate	
16085	MW1	6	19	6	BS	Hollow ware	MGIE	C18th		
16085	MW1	1	2	1	Rim	Hollow ware	MGIE, groove below everted rim	C18th		
16085	MW1	1	9	1	Handle	Hollow ware	MGIE	C18th		
16085	MW2	4	4	4	BS	Hollow ware	Dark brown glaze int & ext	C18th		
16085	Porcelain	1	2	1	Rim	Cup/bowl	Chinese design ext; geometric frieze int	C17th – C18th		
16085	Sponged ware	3	66	1	Footed base	Mug	Blue sponging ext	c.1830+	Footed, recessed base	
16085	Sponged ware	1	3	1	Handle	Jug	Blue sponging on rim	c.1830+		
16085	Stoneware	1	33	1	Base	Bottle	Green ext	C19th		
16085	Stoneware	1	4	1	BS	Bottle	Green ext	C19th		
16085	Tin Glazed Earthenware	1	2	1	BS	Flatware	Thin blue line int	MC16th – MC18th		
16085	TP Whiteware	2	21	1	Flat base	Dish	Willow	M – LC19th		
16085	TP Whiteware	1	12	1	Rim	Dish/bowl	Willow	M – LC19th		



Context	Type	No	Wt	ENV	Part	Form	Decoration	Date range	Notes	Base diam
16085	TP Whiteware	1	2	1	Handle	Cup	Blue printed Fibre/Sea Grass pattern	M – LC19th		
16085	TP Whiteware	4	5	1	Rim	Cup	Dark blue floral design ext	M – LC19th		
16085	TP Whiteware	1	3	1	Footring base	Plate	Dark grey dendritic design int	M – LC19th		
16085	TP Whiteware	1	2	1	BS	Hollow ware	Dark Flow Blue design int & ext	c.1840+		
16085	TP Whiteware	1	2	1	Rim	Flatware	U/ID TP design int	M – LC19th		
16085	TP Whiteware	1	1	1	Rim	Flatware	Dark blue design int	M – LC19th		
16085	TP Whiteware	1	2	1	BS	Hollow ware	Rural scene ext	M – LC19th		
16085	TP Whiteware	1	3	1	BS	Hollow ware	Geometric design ext	M – LC19th		
16085	TP Whiteware	1	1	1	BS	Flatware	U/ID design int	M – LC19th		
16085	TP Whiteware	1	1	1	BS	U/ID	TP design on one side	M – LC19th		
16085	TP Whiteware	1	1	1	BS	Flatware	Grey geometric design int & ext	M – LC19th		
16085	URE	1	26	1	Base	Hollow ware	U/Dec	C18th – C19th	Very thin base	
16085	Whiteware	3	33	2	Rim	Plate	Relief moulded rose pattern int	M – LC19th	Slight bluing	
16085	Whiteware	3	5	3	BS	Flatware	U/Dec	M – LC19th		
16085	Whiteware	1	6	1	Rim	Plate	U/Dec	M – LC19th		
16085	Whiteware	2	2	2	Footring base	Flatware	U/Dec	M – LC19th		
16085	Whiteware	1	4	1	BS	Carinated bowl	U/Dec	M – LC19th		
16086	MW1	1	2	1	Rim	Hollow ware	Black glaze int & ext	C18th	Very dark mottled glaze on an MW 1 body	
16086	MW1	1	4	1	BS	Hollow ware	Mottled glaze int & ext	C18th		
16089	MW1	4	13	4	BS	Hollow ware	MGIE	C18th	Two sherds w/ dark mottling	
16089	MW1	1	4	1	BS	Hollow ware	Dark MGIE, partially ext	C18th		
16089	MW2	1	6	1	BS	Hollow ware	Dark brown mottled glaze ext, thin yellow glaze ext	C18th		
16089	MW2	2	11	2	BS	Hollow ware	Dark brown glaze int & ext	C18th		
16089	Waster	2	12	2	Rim	Hollow ware	Heavily overfired	C18th		
16090	?Stoneware	1	21	1	BS	Hollow ware	U/ID	?C18th	Overfired w/ concretion attached	
16090	MW1	2	18	2	Handle	Hollow ware	Mottled glaze int & ext	C18th		
16090	MW1	1	2	1	Rim	Hollow ware	MGIE	C18th	Everted rim	
16090	MW1	1	2	1	BS	Hollow ware	MGIE & rilled band ext	C18th		
16090	MW1	2	4	2	BS	Hollow ware	MGIE	C18th		
16091	?Ceramic	1	1	1	U/ID	U/ID	U/ID	Undated		
16092	MW1	6	7	6	Rim & BS	Hollow ware	MGIE	C18th		

Context	Type	No	Wt	ENV	Part	Form	Decoration	Date range	Notes	Base diam
16093	MW1	1	2	1	Handle	Mug/Cup	MGIE	C18th		
16093	MW1	2	2	2	BS	Hollow ware	Low relief rilling ext	C18th		

**Table 5 Pottery from Trench 17**

Context	Type	No	Wt	ENV	Part	Form	Decoration	Date range	Notes
17001	?Blackware	1	15	1	BS	?Bottle/costrel	Black glaze ext	C17th?	Could be Late Blackware
17001	?Blackware	1	2	1	Handle	Mug/tyg	Black glaze	?C17th	Hard fine red fabric but finish resembles Late Blackware
17001	Banded Creamware	1	1	1	BS	Hollow ware	Thin black lines ext	c.1740 – c.1820	Flaked
17001	Banded ware	1	1	1	BS	Hollow ware	Brown and orange-brown bands ext	C19th	
17001	BGCW	17	294	17	BS	Pancheon	Brown glaze int only	C18th – C19th	Flaked, chipped & abraded
17001	BGCW	5	114	5	Base	Pancheon	Brown glaze int only	C18th – C19th	
17001	BGCW	3	137	3	Rim	Pancheon	Brown glaze int only' profiled rims	C18th – C19th	
17001	BGCW	7	140	7	BS	Hollow ware	Brown glaze int & ext	C18th – EC19th	
17001	BGCW	1	24	1	Base	Hollow ware	Patchy mottled brown glaze int; knife trimmed ext	C16th – C17th	Knife trimmed ext
17001	BGFW	1	7	1	?Spigot hole	?Cistern	Patchy brown glaze int & ext	C17th – C18th	Could be a bottle neck although this is an unusual form
17001	Blackware	1	11	1	Handle	Hollow ware	Black glaze int & ext	C17th	Blistered glaze
17001	Blackware	4	9	4	BS	Hollow ware	BS	C17th	
17001	Blackware	1	6	1	Rim	Hollow ware	Metallic black glaze int & ext	C17th	Hard dense red fabric
17001	Blue Banded ware	4	9	4	BS & flakes	Hollow ware	Blue lines ext	C19th	
17001	Blue Banded ware	1	8	1	Rim	Hollow ware	Blue lines ext	C19th	
17001	Blue Banded ware	1	48	1	Ring foot base	Bowl	Blue lines ext	C19th	Round ring foot base
17001	Blue Banded ware	1	2	1	BS	Hollow ware	Blue band ext	C19th	
17001	Bone China	1	8	1	Fragment	Flowerpot	U/Dec	C19th	Discoloured
17001	Bone China	1	7	1	Footring base	Plate	Red-gold, lustre design int	C19th	
17001	Bone China	2	6	2	Footring base	Plate	U/Dec	C19th	

Context	Type	No	Wt	ENV	Part	Form	Decoration	Date range	Notes
17001	Bone China	1	2	1	Rim	Plate	Blue printed floral design w/ green & yellow highlights	C19th	
17001	Bone China	1	2	1	BS	Miniature vessel	U/Dec	C19th	
17001	Bone China	1	1	1	BS	Flatware	U/Dec	C19th	
17001	Bone China	1	3	1	BS	Flatware	U/Dec	C19th	
17001	Bone China	1	1	1	BS	Flatware	Red overglaze w/ zig-zag red line int	C19th	
17001	Bone China	1	1	1	BS	Hollow ware	U/Dec	C19th	
17001	Bone China	1	1	1	Rim	Cup/bowl	Thin gold lines ext	MC19th – EC20th	
17001	Bone China	1	1	1	Ring foot base	Cup/bowl	U/Dec	C19th	Round ring foot base
17001	Bone China	1	2	1	BS	Hollow ware	Relief moulded design ext	M – LC19th	
17001	BSGSW	27	84	27	BS	Hollow ware	U/Dec	C18th – C19th	Generally thin walled vessels, brown colours vary
17001	BSGSW	11	61	11	BS	Hollow ware	Pairs of thin incised liens ext	C18th – c19th	Includes bowls & dishes
17001	BSGSW	1	26	1	Rim	Jar	Incised line on body	LC18th – C19th	Lid seated rim
17001	BSGSW	2	34	1	Base	Bowl	Grey int, brown ext	C19th	
17001	BSGSW	1	40	1	Base	Bowl	Brown ext, green int	C19th	
17001	BSGSW	1	30	1	Rim	Flagon	Green stoneware	C19th – EC20th	
17001	BSGSW	1	16	1	Handle	Flagon	Lobate handle	C19th – EC20th	
17001	BSGSW	3	26	3	BS	Hollow ware	Brown ext, greenish int	C19th	
17001	BSGSW	4	14	4	BS	Hollow ware	Stamped motifs ext	C19th	
17001	BSGSW	1	3	1	BS	Mug	Wide rilled band ext	C18th	
17001	BSGSW	1	5	1	Handle	Mug	Narrow strap handle	C18th – EC19th	
17001	BSGSW	4	34	4	Base	Hollow ware	U/Dec	C18th – EC19th	
17001	BSGSW	1	7	1	Footed base	Bowl	Ridges & grooves ext	C19th	
17001	BSGSW	3	12	3	Rim & BS	Dish	U/Dec	C19th	Wide everted rim bowls
17001	BSGSW	1	4	1	Rim	Bowl	Incised lines ext; clubbed rim	C19th	
17001	BSGSW	1	10	1	Rim	Bowl	Clubbed everted rim w/ incised lines below rim	C19th	
17001	BSGSW	1	2	1	Rim	Hollow ware	Everted rim w/ incised lines ext	C18th	
17001	BSGSW	1	2	1	Rim	Hollow ware	U/Dec	C18th	
17001	BSGSW	1	1	1	Rim	Mug	Pairs of shallow incised lines ext	C18th	
17001	BSGSW	1	1	1	Rim	Hollow ware	U/Dec	C18th – C19th	Very small fragment <1g
17001	Cane Coloured ware	3	7	3	BS & flakes	Hollow ware	U/Dec	C19th	
17001	Cane Coloured	2	11	2	Base	Hollow ware	U/Dec	C19th	

Context	Type	No	Wt	ENV	Part	Form	Decoration	Date range	Notes
	ware								
17001	Cane Coloured ware	1	30	1	Flat base	Pie dish	U/Dec	C19th	
17001	Cane Coloured ware	1	10	1	Ring foot base	Bowl	U/Dec	C19th	Angular ring foot base
17001	Cane Coloured ware	3	23	3	Ring foot base	Bowl/jar	U/Dec	C19th	Splayed round ring foot base
17001	Cane Coloured ware	1	8	1	Ring foot base	Hollow ware	Ridges at base of body above foot	C19th	Splayed round ring foot base
17001	Cane Coloured ware	1	12	1	Handle	?Jug	U/Dec	C19th	
17001	Cane Coloured ware	1	13	1	Rim	Pie dish	U/Dec	C19th	
17001	Coarse Mottled ware	8	85	8	BS	Hollow ware	Mottled glaze int & ext	LC17th – C18th	Could be considered as Redware
17001	Colour Glazed ware	2	6	2	BS & flake	Hollow ware	Dark Rockingham style glaze	C19th	
17001	Colour Glazed ware	1	1	1	Rim	Hollow ware	Blue glaze int & ext	C19th	
17001	Colour Glazed ware	1	3	1	Base	Hollow ware	Blue glaze int & ext	C19th	
17001	Creamware	1	2	1	BS	Dish	Hand painted blue flower int	c.1740 – c.1820	
17001	Creamware	2	16	1	Base	Hollow ware	Green glaze int & ext; impressed zig-zag pattern ext	c.1740 – c.1820	See also context 17006
17001	Creamware	1	1	1	Fragment	U/ID	Brightly coloured (yellow & green) decorative fragment	c.1740 – c.1820	
17001	Creamware	13	47	13	Rim	Plate	U/Dec	c.1740 – c.1820	Plain & wavy plate edges
17001	Creamware	1	3	1	Rim	Pie dish	U/Dec	c.1740 – c.1820	
17001	Creamware	2	5	2	Footring base	Plate	U/Dec	c.1740 – c.1820	
17001	Creamware	16	33	16	BS	Flatware	U/Dec	c.1740 – c.1820	Some flaked & abraded
17001	Creamware	1	2	1	BS	U/ID	Green & brown mottling int, grey mottling ext	c.1740 – c.1820	
17001	Creamware	1	1	1	BS	Hollow ware	?Mottled (or discoloured)	c.1740 – c.1820	
17001	Creamware	14	19	14	BS	Hollow ware	U/Dec	c.1740 – c.1820	
17001	Creamware	1	3	1	Handle	Mug/jug	U/Dec	c.1740 – c.1820	
17001	Creamware	1	1	1	Rim	Hollow ware	U/Dec	c.1740 – c.1820	
17001	Creamware	1	1	1	Rim	Hollow ware	Clubbed rim	c.1740 – c.1820	Thin walled vessel, small clubbed rim
17001	Creamware	1	1	1	Rim	Hollow ware	Clubbed rim	c.1740 – c.1820	
17001	Creamware	2	14	2	Ring foot base	Dish/bowl	U/Dec	c.1740 – c.1820	Angular ring foot bases
17001	Edged ware	1	3	1	Rim	Dish	Raised blobs on rim w/ feather-edged rim	MC19th	

Context	Type	No	Wt	ENV	Part	Form	Decoration	Date range	Notes
17001	Edged ware	2	9	2	Rim	Plate	Finely moulded 'Grass' pattern w/ blue paint	EC19th	Could be final years of the C18th
17001	Edged ware	1	2	1	Rim	Plate	Low relief moulding w/ green paint	EC19th	
17001	Edged ware	1	1	1	Rim	Plate	Plain rim w/ blue feather-edge paint	C – MC19th	
17001	Fine Redware	1	3	1	BS	Hollow ware	Clear glaze on a fine red fabric	C19th	
17001	Fine Redware	1	2	1	Filter	Teapot	Clear glaze on fine red fabric	C19th	
17001	Late Blackware	1	10	1	Rim	Dish	Black glaze int & ext	C18th	
17001	Late Blackware	5	92	5	Footed base	Hollow ware	Black glaze int & partially ext	C18th	
17001	Late Blackware	3	18	3	Handle	Cup/mug	Black glaze	C18th	Bright orange fabric
17001	Late Blackware	57	172	57	BS	Hollow ware	Black glaze int & partially or fully ext	C18th	
17001	Late Blackware	3	3	3	Rim	Hollow ware	Black glaze int & ext	C18th	
17001	Late Blackware	1	14	1	Base	Hollow ware	Black glaze int	C18th	
17001	Late Blackware	2	5	2	BS	Hollow ware	Black glaze int only	C18th	
17001	Late Blackware	1	4	1	Rim	Dish	Black glaze ext	C18th	Odd pattern of glaze
17001	Late Blackware	1	6	1	Flat base	Hollow ware	Black glaze int	C18th	Use-wear on underside
17001	Late Blackware type	3	12	3	BS	Hollow ware	Black glaze int & ext	C18th	
17001	Lustre ware	7	33	7	BS & base	Hollow ware	Silver lustre finish on dark brown Rockingham style glaze	C19th	
17001	Mocha ware	1	1	1	Flake	Hollow ware	Black Mocha tree on a grey-green band ext	C19th	
17001	Mocha ware	1	1	1	BS	Hollow ware	Blue Mocha tree on a white slip band	C19th	
17001	Mottled ware	5	7	5	Fragments	U/ID	Mottled glaze	C18th	Overfired and water frags
17001	Mottled ware	1	8	1	BS	Hollow ware	Mottled glaze int only	C18th	
17001	Mottled ware	1	1	1	BS	Hollow ware	Mottled glaze int & ext	C18th	
17001	Mottled ware type	2	4	2	BS	Hollow ware	Mottled glaze int, black glaze ext	C18th	
17001	MW 1	3	15	3	Handle	Mug/tankard	Mottled glaze	C18th	
17001	MW 1	6	7	6	BS	Mug/tankard	Rilled band ext; mottled glaze	C18th	
17001	MW 1	12	25	12	BS	Mug/tankard	Mottled glaze int & ext	C18th	
17001	MW 1	4	4	4	Rim	Mug/tankard	Mottled glaze int & ext	C18th	
17001	MW 1	1	1	1	Rim	Hollow ware	Mottled glaze int & ext	C18th	Small folded clubbed rim
17001	MW 1	2	33	2	Footed base	Hollow ware	Dark mottled glaze int & ext	C18th	Footed base
17001	Pearlware	1	7	1	Ring foot base	Bowl	Hand painted int; blue, green & orange stylised floral motif	c.1780 – c.1840	

Context	Type	No	Wt	ENV	Part	Form	Decoration	Date range	Notes
17001	Pearlware	2	3	1	Ring foot base	Bowl	Hand painted brown & orange bands & dots ext	c.1780 – c.1840	Flaked ext
17001	Pearlware	1	2	1	Rim	Bowl	Hand painted blue linear design int	c.1780 – c.1840	
17001	Pearlware	1	1	1	Rim	Bowl	Blue hand-painted linear patterns int & ext	c.1780 – c.1840	
17001	Pearlware	1	1	1	BS	U/ID	Blue painted diffuse pattern int	c.1780 – c.1840	
17001	Pearlware	1	2	1	BS	Hollow ware	U/Dec	c.1780 – c.1840	Contact scar ext
17001	Pearlware	1	1	1	Ring foot base	Hollow ware	Brown line above foot	c.1780 – c.1840	
17001	Pearlware	1	5	1	Flakes	Flatware	U/Dec	c.1780 - c.1840	
17001	Pearlware	1	1	1	Ring foot base	U/ID	U/Dec	c.1780 – c.1840	
17001	Pearlware	1	1	1	Recessed base	Plate	U/Dec	c.1780 – c.1840	
17001	Redware	2	93	1	Rim	Bowl/pancheon	Clear glaze int only; flaked	C17th – C18th	Round everted rim
17001	Redware	1	106	1	Rim	Bowl/pancheon	Clear glaze int only	LC17th – C18th	
17001	Redware	4	32	4	BS	Bowl/pancheon	Clear glaze int only	C17th – C18th	
17001	Redware	4	80	4	Rim	Bowl/pancheon	Clear glaze int	C17th – C18th	Rounded everted rims of different sizes
17001	Relief banded ware	1	2	1	BS	Hollow ware	Relief bands ext	C19th	
17001	Slip Banded CC ware	3	5	2	BS	Hollow ware	Blue & white slip lines & bands ext	C19th	
17001	Slip Banded CC ware	2	4	2	Rim	Bowl	Thin white slip lines ext	C19th	
17001	Slip Banded CC ware	2	2	2	BS & flake	Hollow ware	Thin white slip lines ext	C19th	
17001	Slip Banded CC ware	1	2	1	BS	Hollow ware	Thin blue slip bands ext	C19th	
17001	Slip Banded CC ware	1	6	1	BS	Hollow ware	Thin white slip band ext	C19th	
17001	Slip Banded CC ware	1	2	1	BS	Hollow ware	Brown and white slip lines ext	C19th	
17001	Slip Banded CC ware	1	1	1	BS	Hollow ware	Slip band ext	C19th	
17001	Slip Banded ware	1	4	1	BS	Hollow ware	Blue lines & black 'inlaid' slip pattern ext	C19th	
17001	Sponge Printed ware	1	1	1	BS	Hollow ware	Red sponge printed design ext	c.1840+	
17001	Sponge Printed ware	1	1	1	Rim	Hollow ware	Green sponge printed design; cf. Cxt 17006	c.1840+	
17001	Sponge Printed ware	2	1	1	Rim	Hollow ware	Blue printed design ext	c.1840+	
17001	Sponged ware	1	9	1	Rim	Dish	Blue sponging on relief moulded rim	c.1830+	

Context	Type	No	Wt	ENV	Part	Form	Decoration	Date range	Notes
17001	Sponged ware	1	3	1	Rim	Dish	Blue sponging int	c.1830+	
17001	Sponged ware	1	2	1	Footring base	Flatware	Blue sponging int	c.1830+	
17001	Sponged ware	5	11	5	BS	Hollow ware	Blue sponging ext	c.1830+	
17001	Sponged ware	1	3	1	Rim	Saucer	Green sponging int	c.1830+	
17001	Sponged ware	1	1	1	Rim	Cup/bowl	Blue sponging int & ext	c.1830+	
17001	Sponged ware	1	1	1	BS	Hollow ware	Blue sponging ext	c.1830+	
17001	Stoneware	2	25	2	BS	Flagon/bottle	Buff finish	C19th – EC20th	
17001	Stoneware	1	7	1	Base	Bottle	Green int & ext	C19th	
17001	Stoneware	1	13	1	BS	Jam jar	Wide fluting ext	C19th	Grey stoneware
17001	Stoneware	1	14	1	BS	Jam jar	Fine fluting ext	C19th	Grey stoneware
17001	Stoneware	1	6	1	BS	Hollow ware	Grey stoneware	C19th – EC20th	
17001	Stoneware	1	6	1	Base	Jam jar	Grey stoneware	C19th – C20th	Part of stamped name on underside; probably Hartley
17001	TP Pearlware	9	8	9	Rim & BS	Various	U/ID TP Pearlware designs int & ext	c.1780 – c.1840	Too small to identify
17001	TP Whiteware	7	24	7	Rim, BS & footring base	Plate	Willow	M – LC19th	
17001	TP Whiteware	1	9	1	BS	Cup	Two Temples	M – LC19th	
17001	TP Whiteware	10	12	10	BS	Flatware	Various U/ID TP designs int	M – LC19th	
17001	TP Whiteware	2	35	1	Rim	Cup/bowl	Bright blue leaf frieze int & ext	LC19th – EC20th	
17001	TP Whiteware	2	15	2	Rim & BS	Carver/server	?Asiatic Pheasants	M – LC19th	Flaked, crazed & discoloured
17001	TP Whiteware	3	4	3	Handle & BS	U/ID	Dark 'Flow Blue' designs; unidentifiable	c.1840+	
17001	TP Whiteware	12	12	12	BS	Hollow ware	U/ID TP designs ext	M – LC19th	
17001	TP Whiteware	1	2	1	BS	Cup/bowl	U/ID designs int & ext	M – LC19th	carinated cup/bowl
17001	TP Whiteware	1	2	1	Rim	Saucer/dish	Chinese style border int	M – LC19th	
17001	TP Whiteware	1	2	1	Rim	Plate	?Wild Rose	M – LC19th	
17001	TP Whiteware	1	6	1	Footring base	Dish	Chinese landscape int	M – LC19th	
17001	TP Whiteware	1	2	1	Handle	?Jug	?Albion	M – LC19th	
17001	TP Whiteware	1	4	1	Rim	Dish/plate	U/ID TP design ext	M – LC19th	
17001	TP Whiteware	1	4	1	BS	Hollow ware	U/ID design ext	M – LC19th	
17001	TP Whiteware	1	3	1	BS	Flatware	U/ID rural scene int; part of illegible makers mark on underside	M – LC19th	
17001	TP Whiteware	1	1	1	Rim	Flatware	?Asiatic Pheasants	M – LC19th	

Context	Type	No	Wt	ENV	Part	Form	Decoration	Date range	Notes
17001	TP Whiteware	1	1	1	Rim	Plate	Dark blue design int; U/ID	M – LC19th	
17001	TP Whiteware	1	3	1	Rim	Plate	U/ID design int	M – LC19th	
17001	TP Whiteware	1	1	1	BS	Flatware	Dark blue design int	M – LC19th	
17001	TP Whiteware	2	5	1	BS	Hollow ware	Red printed leaf & branch on a stippled background	M – LC19th	
17001	TP Whiteware	1	2	1	BS/Flake	Flatware	Dark red curvilinear design int & ext	M – LC19th	Most of the ext surface flaked off
17001	TP Whiteware	1	1	1	BS	Hollow ware	Red leaf design ext	M – LC19th	
17001	TP Whiteware	1	3	1	BS	Hollow ware	Grey outline printed floral design	M – LC19th	
17001	TP Whiteware	1	7	1	Rim	Plate	U/ID TP border int	M – LC19th	Flaked internally; design unidentified
17001	TP Whiteware	1	1	1	Flake	Flatware	Green printed design int w/ a group of figures	M – LC19th	
17001	TP Whiteware	1	3	1	BS	Hollow ware	Red overglaze design ext	M – LC19th	
17001	TP Whiteware	1	3	1	Rim	Hollow ware	Black printed landscape w/ tree & bird; lustre line on top of rim	M – LC19th	
17001	TP Whiteware	1	1	1	BS	Flatware	U/ID printed design int & thin blue line int	M – LC19th	Some bleeding of colour into white
17001	TP Whiteware	1	1	1	BS	Flatware	U/ID design int	M – LC19th	
17001	TP Whiteware	1	1	1	Footring base	Plate	U/ID red printed design int	M – LC19th	
17001	TP Whiteware	1	1	1	BS	Flatware	Sepia printed design int	C19th	
17001	URE	11	73	11	BS	Flowerpot	U/Dec	C19th	
17001	URE	1	13	1	Rim	Flowerpot	U/Dec	C19th	Clubbed rim
17001	URE	1	7	1	Rim	Flowerpot	U/Dec	C19th	Clubbed rim
17001	Whiteware	1	5	1	Rim	Plate	Low relief moulding int	M – LC19th	
17001	Whiteware	1	1	1	BS	Hollow ware	Small relief moulded fragment w/ lustre highlights	C19th	
17001	Whiteware	1	1	1	Fragment	Figurine	U/Dec	M – LC19th	
17001	Whiteware	16	30	16	BS	Hollow ware	U/Dec	M – LC19th	
17001	Whiteware	4	14	4	Footring base	Plate	U/Dec	M – LC19th	
17001	Whiteware	4	10	4	Rim	Hollow ware	U/Dec	M – LC19th	
17001	Whiteware	2	14	1	Ring foot base	Bowl	U/Dec	M – LC19th	
17001	Whiteware	2	11	2	Flat base	Hollow ware	U/Dec	M – LC19th	
17001	Whiteware	15	15	15	Flakes	?Flatware	U/Dec	M – LC19th	
17001	Whiteware	1	3	1	BS	Hollow ware	U/Dec	M – LC19th	
17001	Whiteware	1	1	1	BS	Flatware	U/Dec	M – LC19th	
17001	Whiteware	1	1	1	Ring foot base	U/ID	U/Dec	M – LC19th	



Context	Type	No	Wt	ENV	Part	Form	Decoration	Date range	Notes
17001	Whiteware	1	1	1	Handle stump	Cup	U/Dec	M – LC19th	
17001	Whiteware	3	8	3	Fragment	Flatware	U/ID	C19th	Heavily burnt
17001	WSGSW	1	3	1	Rim	Plate	U/Dec	c.1720 – c.1780	Overfired or heavily burnt
17002	Banded ware	1	6	1	BS	Hollow ware	Incised rilled band w/ pale blue highlight	C19th	
17002	Banded ware	2	3	2	BS	Hollow ware	Blue bands ext	C19th	
17002	Banded ware	1	2	1	Rim	Hollow ware	Black, green, red-brown lines w/ rilled band w/ yellow	C19th	
17002	BGCW	14	128	14	BS	Pancheon	Brown glaze int only	C18th – C19th	
17002	BGCW	1	28	1	Base	Pancheon	Brown glaze int only	C18th – C19th	
17002	BGCW	7	46	7	BS	Hollow ware	Brown glaze int & ext	C18th – C19th	Some with red slip under glaze int
17002	BGCW	1	13	1	Footed base	Hollow ware	Black glaze int only	LC18th – C19th	Hard, dense red fabric
17002	BGCW	2	16	2	Rim	Pancheon	Shiny glaze int	C18th – C19th	Fragments of rim
17002	BGCW	1	13	1	?Handle	Jar	Brown glaze	C18th – C19th	
17002	Blackware	1	17	1	Base	Cup/tyg	Black glaze int	C17th	
17002	Blackware	1	6	1	BS	Hollow ware	Black glaze int & ext	C17th	
17002	Blue Banded ware	1	1	1	Rim	Bowl	Thin blue lines ext	C19th	
17002	Bone China	3	5	2	BS	U/ID	U/Dec	C19th	
17002	Bone China	1	12	1	Rim	Cup	Blue sprigged vine leaf motif ext	C19th – EC20th	
17002	Bone China	1	4	1	Rim	Dish	Red overglaze design int	C19th	
17002	Bone China	1	1	1	BS	Dish	Traces of lustre design int	C19th	
17002	Bone China	1	2	1	Rim	Hollow ware	Pink-gold lustre designs ext	C19th	
17002	BSGSW	3	37	2	Rim	Bowl	Triple inc line ext	C19th	
17002	BSGSW	2	20	2	Handle	Hollow ware	Grooves on top of handle	C19th	
17002	BSGSW	12	56	12	BS	Hollow ware	U/Dec	C19th	Light to dark brown
17002	BSGSW	5	29	5	BS	Hollow ware	Incised lines ext	C19th	
17002	BSGSW	1	10	1	Rim	Jar	Incised line on neck	C19th	
17002	BSGSW	1	11	1	BS	Hollow ware	Stamped designs ext	C19th	
17002	BSGSW	1	2	1	Rim	Hollow ware	Double groove below rim	C19th	
17002	BSGSW	1	4	1	Base	Mug/tankard	Light brown finish	C18th	
17002	Cane Coloured ware	1	3	1	Base	Flatware	U/Dec	C19th	Stamped star mark on underside; illegible text
17002	Cane Coloured ware	2	5	2	BS	Hollow ware	U/Dec	C19th	
17002	Cane Coloured	1	25	1	Ring foot base	Hollow ware	U/Dec	C19th	Round ring foot base

Context	Type	No	Wt	ENV	Part	Form	Decoration	Date range	Notes
	ware								
17002	Cane Coloured ware	1	7	1	Rim	Hollow ware	U/Dec	C19th	Flaked
17002	Cane Coloured ware	1	2	1	Handle	Mug	U/Dec	C19th	
17002	Colour Glazed ware	2	23	1	BS	Hollow ware	Brown shiny 'Rockingham' glaze int & ext	C19th	White body
17002	Colour Glazed ware	1	10	1	Rim	Teapot	Brown 'Rockingham' style glaze w/ ext flange	C19th	
17002	Colour Glazed ware	3	7	3	BS	Hollow ware	Brown shiny 'Rockingham' glaze int & ext	C19th	Flaked & spalled
17002	Colour Glazed ware	1	8	1	Handle	Hollow ware	Brown shiny 'Rockingham' glaze	C19th	
17002	Creamware	18	39	18	BS & flakes	Flatware	U/Dec	c.1740 – c.1820	Flaked & spalled
17002	Creamware	2	8	2	Flat base	Flatware	U/Dec	c.1740 – c.1820	
17002	Creamware	6	12	6	Rim	Plate	U/Dec	c.1740 – c.1820	
17002	Creamware	1	5	1	Recessed base	Jar	U/Dec	c.1740 – c.1820	Flaked
17002	Creamware	1	3	1	Rim	Plate	Moulded rim	c.1740 – c.1820	
17002	Creamware	1	1	1	Rim	Plate	Moulded feather pattern	c.1740 – c.1820	Flake
17002	Creamware	5	6	5	BS & flakes	Hollow ware	U/Dec	c.1740 – c.1820	
17002	Creamware	1	1	1	Rim	Hollow ware	U/Dec	c.1740 – c.1820	
17002	Creamware	1	1	1	Rim	Hollow ware	U/Dec	c.1740 – c.1820	
17002	Edged ware	3	5	3	Rim	Plate	Wavy edges w/ blue paint	EC19th	Flaked
17002	Edged ware	1	1	1	Rim	Plate	Wavy edges w/ green paint	EC19th	
17002	Late Blackware	10	19	10	BS	Hollow ware	Black glaze int & ext	C18th	
17002	Late Blackware	1	10	1	BS & handle	Hollow ware	Black glaze int & ext	C18th	
17002	Late Blackware	1	8	1	Base	Hollow ware	Black glaze int	C18th	
17002	Late Blackware	2	4	2	BS	Hollow ware	Black glaze int & partially ext	C18th	
17002	Late Blackware	2	8	2	Rim	Hollow ware	Black glaze int & ext	C18th	
17002	Late Blackware	1	1	1	Rim	Hollow ware	Black glaze int & ext	C18th	
17002	Late Blackware type	1	5	1	BS	Hollow ware	Black glaze int & ext	C18th	
17002	Lustre ware	1	2	1	?Rim	U/ID	Gold lustre finish on brown glaze	C19th	
17002	Mocha type ware	1	3	1	BS	Hollow ware	Blue dots diffusing into white slip ext; circular motif	C19th	
17002	Mocha ware	1	4	1	Rim	Hollow ware	Blue Mocha tree on white band; blue line below rim	C19th	
17002	Mottled type ware	1	5	1	BS	Hollow ware	Clear glaze int & ext	C18th	
17002	Mottled ware	1	42	1	Base	Mug	Rilled band above base	C18th	Waster w/ two pellets

Context	Type	No	Wt	ENV	Part	Form	Decoration	Date range	Notes
									attached to base
17002	Mottled ware	1	16	1	Base	Mug	Rilled band above base	C18th	
17002	Mottled ware	1	9	1	Handle	Mug	Mottled glaze	C18th	
17002	Mottled ware	5	11	5	BS	Hollow ware	Mottled glaze	C18th	
17002	Mottled ware	1	5	1	BS & handle	Mug	U/Dec	C18th	
17002	Mottled ware	2	7	2	BS	Hollow ware	U/Dec	C18th	
17002	Mottled ware	1	2	1	BS	Hollow ware	Rilled band ext; mottled glaze	C18th	
17002	Pearlware	6	1	6	BS/Flakes	Flatware	U/Dec	c.1780 – c.1840	
17002	Pearlware	2	4	2	BS/Flakes	Hollow ware	U/Dec	c.1780 – c.1840	
17002	Pearlware	1	2	1	Ring foot base	Dish	U/Dec	c.1780 – c.1840	Angular ring foot base
17002	Pearlware	1	11	1	Rim	Dish	Hand painted linear design int	c.1780 – c.1840	
17002	Pearlware	1	1	1	Rim	Cup/bowl	Hand painted blue design ext; fluted body	c.1780 – c.1840	
17002	Pearlware	1	1	1	Rim	Hollow ware	Hand painted blue linear pattern around rim	c.1780 – c.1840	
17002	Slip Banded CC ware	4	12	3	Rim & BS	Hollow ware	Thin white slip lines ext	C19th	
17002	Slip Banded CC ware	3	16	3	Rim & BS	Hollow ware	Blue & white slip lines ext	C19th	
17002	Slip Banded CC ware	1	2	1	Rim	Hollow ware	Brown lines & white band ext	C19th	
17002	Slip Coated ware	1	4	1	BS	Hollow ware	Red slip ext; clear glaze int & ext on white body	C18th	
17002	Slipware	1	4	1	BS	Hollow ware	Clear glaze on buff fabric w/ red slip blobs ext	C18th	Thrown hollow ware
17002	Slipware	1	6	1	BS	Dish	White, brown & red-brown feathered slip int under clear glaze	C18th	Press moulded dish
17002	Slipware	1	9	1	BS	Dish	White, brown & red-brown feathered slip int under clear glaze	C18th	Elaborate decoration; press moulded dish
17002	Sponged ware	5	6	5	BS & flakes	Dish	Blue sponging int	c.1830+	
17002	Sponged ware	2	3	2	BS & flake	Hollow ware	Blue sponging ext	c.1830+	
17002	Stoneware	1	22	1	BS	Hollow ware	Brown ext, grey int	C19th	
17002	Stoneware	1	10	1	BS	Bottle	Pale brown finish	C19th	
17002	Stoneware	2	24	2	BS	Hollow ware	Green int & ext	C19th	
17002	Stoneware	1	9	1	BS	Hollow ware	Light brown finish	C19th	
17002	Stoneware	1	6	1	BS	Hollow ware	Green stoneware	C19th	
17002	TP Bone China	1	1	1	BS	Hollow ware	U/ID TP design ext	C19th	
17002	TP Pearlware	1	1	1	Footring base	Plate	?Wild Rose	c.1780 – c.1840	

Context	Type	No	Wt	ENV	Part	Form	Decoration	Date range	Notes
17002	TP Pearlware	1	2	1	Base	Flatware	Ten pointed flower design in centre	c.1780 – c.1840	
17002	TP Pearlware	1	2	1	BS	Flatware	TP design int featuring a cottage	c.1780 – c.1840	
17002	TP Pearlware	1	2	1	Footring base	Plate	TP design int only	c.1780 – c.1840	
17002	TP Pearlware	1	2	1	Ring foot base	Bowl	U/ID TP design ext	c.1780 – c.1820	
17002	TP Whiteware	6	19	6	Rim & footring base	Plate	Willow	M – LC19th	
17002	TP Whiteware	1	3	1	BS	Hollow ware	U/ID Chinese landscape ext	c.1780 – c.1840	
17002	TP Whiteware	1	2	1	Rim	Dish	U/ID TP design int, overlapping leaves	c.1780 – c.1840	
17002	TP Whiteware	1	1	1	BS	Flatware	Willow	c.1780 – c.1840	
17002	TP Whiteware	1	1	1	Rim & spout	Jug	Blue int & ext	M – LC19th	
17002	TP Whiteware	1	4	1	Footring base	Plate	Black printed design; figure & horse	M – LC19th	
17002	TP Whiteware	1	1	1	BS	Hollow ware	U/ID black printed design ext	M – LC19th	
17002	TP Whiteware	2	2	2	BS	Hollow ware	U/ID TP design ext	M – LC19th	
17002	TP Whiteware	1	1	1	BS	Hollow ware	TP floral design int & ext	M – LC19th	
17002	URE	5	50	5	BS	Hollow ware	U/Dec	C19th	Probably flowerpots
17002	URE	1	10	1	Rim	Jar	U/Dec	C19th	Odd lid seated rim
17002	Whiteware	2	4	2	Ring foot base	Hollow ware	U/Dec	M – LC19th	
17002	Whiteware	3	5	3	BS	Hollow ware	U/Dec	M- LC19th	
17002	Whiteware	4	9	4	BS	Flatware	U/Dec	M – LC19th	
17002	Whiteware	3	9	2	Rim	Hollow ware	Dark blue linear decoration flowing into white	M – LC19th	
17002	Whiteware	1	9	1	BS	Flatware	U/Dec	M – LC19th	
17002	Whiteware	1	9	1	Semi-recessed base	Hollow ware	U/Dec	M – LC19th	
17002	Whiteware	1	1	1	BS	Hollow ware	Hand painted green & pink floral design ext	M – LC19th	
17002	Whiteware	1	1	1	BS	Cup/bowl	Green & brown painted decoration	M – LC19th	
17002	Whiteware	1	4	1	Fragment	?Figurine	Press-moulded fragment	C19th	U/ID form
17002	Whiteware	1	1	1	BS	?Flatware	Red painted decoration ext	M – LC19th	
17002	Whiteware	1	1	1	Rim	Plate	Relief moulded design int	M – LC19th	
17002	Whiteware	1	1	1	BS	Hollow ware	Relief moulded ext	M – LC19th	
17002	Whiteware type	4	9	4	Rim & BS	Hollow ware	U/Dec	C19th	Heavily burnt
17002	WSGSW	1	1	1	BS	Hollow ware	U/Dec	c.1720 – c.1780	
17006	?Edged ware	2	3	2	Flake	Plate	U/Dec	EC19th	Flaked fragments

Context	Type	No	Wt	ENV	Part	Form	Decoration	Date range	Notes
17006	?Pearlware	1	5	1	Flat base	?Dish	U/Dec	c.1780 – c.1840	Crazed & discoloured
17006	?Whiteware	9	16	9	Rim & BS	Hollow ware	TP & other decoration	C19th	Heavily burnt
17006	Banded Creamware	1	2	1	Rim	Hollow ware	Diffuse brown bands on a cream body	LC18th – EC19th	
17006	Banded stoneware	1	3	1	BS	Hollow ware	Pale green int & ext w/ white slip band ext	C19th	
17006	Banded ware	4	7	4	BS	Hollow ware	Blue bands & lines ext	C19th	
17006	Banded ware	1	2	1	Rim	Flatware	Blue band & black line on top of rim	C19th	
17006	Banded ware	1	6	1	BS	Hollow ware	Blue band & red-brown lines ext	C19th	Handle scar
17006	Banded ware	2	3	2	BS	Hollow ware	Black slip lines ext	C19th	
17006	Banded ware	1	1	1	Rim	?Bowl	Black line inside rim	C19th	
17006	Banded ware	1	1	1	Rim	Hollow ware	Black & red-brown lines ext	C19th	
17006	BGCW	29	502	29	BS	Bowl/pancheon	Brown glaze int only	C18th – C19th	
17006	BGCW	2	184	2	Base	Pancheon	Brown glaze int only	C18th – C19th	
17006	BGCW	2	67	2	Rim	Pancheon	Brown glaze int only	C18th – C19th	
17006	BGFW	1	13	1	BS	Hollow ware	Brown glaze ext only	C18th – EC19th	
17006	BGFW	3	26	3	BS	Hollow ware	Black/brown glaze int & ext	C18th	Various fabrics
17006	BGFW type	1	4	1	Rim	Hollow ware	Brown glaze int & ext	C18th	Orange fabric
17006	Blackware	1	8	1	BS	Hollow ware	Black glaze int & ext	C17th	
17006	Blackware	1	6	1	Rim	Hollow ware	Black glaze int & ext	C17th	
17006	Blackware variants	4	23	3	BS	Hollow ware	Greenish to brown glaze int & ext	P-med/E-Mod	Unusual fabrics, ?C16th – C17th/C18th
17006	Blue Banded ware	7	20	7	BS	Hollow ware	Blue bands and lines ext	C19th	
17006	Blue Banded ware	4	9	4	Rim	Bowl	Blue bands & lines ext	C19th	
17006	Blue Banded ware	1	2	1	Rim	Bowl	Rilled band ext w/ pale blue paint	C19th	
17006	Bone China	1	2	1	Rim	Flatware	Red-gold lustre lines int	C19th	
17006	Bone China	1	1	1	Rim	Cup/bowl	Red-gold lustre lines int & ext	C19th	
17006	Bone China	1	3	1	Handle	Cup	U/Dec	C19th	
17006	Bone China	1	1	1	Rim	Bowl	Grey dendritic pattern int	C19th	
17006	Bone China	2	8	2	Rim & BS	Plate	U/Dec	C19th	
17006	Bone China	1	7	1	BS	Plate	Blue hand-painted design int only	C19th	
17006	Bone China	1	2	1	Rim	Plate	Gold line on rim & int	MC19th – EC20th	
17006	Bone China	1	1	1	Rim	Cup/bowl	Hand painted red linear designs int & ext	C19th	
17006	Bone China	1	1	1	Rim	Cup/bowl	Hand painted red & grey design int	C19th	
17006	Bone China	1	2	1	Fragment	U/ID	U/Dec	C19th	

Context	Type	No	Wt	ENV	Part	Form	Decoration	Date range	Notes
17006	BSGSW	1	10	1	BS & handle stump	Mug	Folded handle terminal	C18th	
17006	BSGSW	2	45	2	Rim	Bowl	U/Dec	C19th	Folded clubbed rim
17006	BSGSW	29	147	29	BS	Hollow ware	U/Dec	C18th – C19th	Include sherds of both C18th & C19th type
17006	BSGSW	16	123	16	BS	Hollow ware	One or more incised lines ext	C18th – C19th	Include sherds of both C18th & C19th type
17006	BSGSW	5	32	5	Rim	Dish	U/Dec	LC18th – C19th	Sharply everted rims
17006	BSGSW	1	44	1	Base	Bowl	Rouletted band ext	C19th	Use wear on underside
17006	BSGSW	9	110	9	BS	Hollow ware	Stamped & rouletted designs ext	C19th	
17006	BSGSW	2	38	2	Base	Bowl	U/Dec	C19th	Footed base
17006	BSGSW	2	15	2	Rim	Bowl/porringer	U/Dec	C18th – EC19th	Curved everted rim
17006	BSGSW	1	7	1	Rim	Rim	Rouletted pattern on rim	C19th	
17006	BSGSW	2	18	2	Base	Hollow ware	U/Dec	C18th – EC19th	Footed bases
17006	BSGSW	1	7	1	Ring foot base	Hollow ware	U/Dec	LC18th – C19th	Angular ring foot base, some use wear on foot
17006	BSGSW	1	14	1	Flat base	Bowl	U/Dec	C19th	
17006	BSGSW	1	4	1	Rim	Hollow ware	U/Dec	C19th	
17006	BSGSW	1	2	1	Rim	Hollow ware	U/Dec	C19th	Sharply everted rim w/ deep groove on underside
17006	BSGSW	1	1	1	BS	Mug/tankard	Rilled band ext	C19th	
17006	BSGSW	1	5	1	BS	Hollow ware	U/Dec	C19th	
17006	BSGSW	1	2	1	Rim	Hollow ware	U/Dec	LC18th – C19th	Slightly everted rim
17006	BSGSW	1	5	1	Base	Hollow ware	Low relief moulded decoration ext	C19th	
17006	Cabled Slipware	1	1	1	BS	Hollow ware	Cabled slipware on a red-brown band; black line ext	LC18th – C19th	
17006	Cane Coloured ware	10	15	10	BS	Hollow ware	U/Dec	C19th	
17006	Cane Coloured ware	4	33	4	Flat base	Hollow ware	U/Dec	C19th	
17006	Cane Coloured ware	2	12	2	Rim	Hollow ware	U/Dec	C19th	Plain rim
17006	Cane Coloured ware	6	31	5	Ring foot base	Mug/jug	U/Dec	C19th	Footed bases; rounded profile
17006	Cane Coloured ware	1	6	1	Ring foot base	Bowl	U/Dec	C19th	Angular ring foot base
17006	Cane Coloured ware	2	15	2	Flat base	Pie dish	U/Dec	C19th	
17006	Cane Coloured	1	5	1	BS	Hollow ware	Raised ridge ext	C19th	

Context	Type	No	Wt	ENV	Part	Form	Decoration	Date range	Notes
	ware								
17006	Cane Coloured ware	1	1	1	BS	Hollow ware	Relief bands ext	C19th	
17006	Cane Coloured ware	1	9	1	Rim	Bowl	Raised blobs on top of everted rim	C19th	
17006	Coal Measures Purple type	2	36	2	BS	Hollow ware	Purple glaze ext, mottled purple & green int	C16th	Late CMP
17006	Coarse Blackware	1	15	1	BS	Hollow ware	Black glaze int & ext	C17th – EC18th	
17006	Colour Glazed ware	6	48	5	Rim & BS	Teapot	Black glaze ext w/ silver lustre finish	C19th	Lid-seated teapot rim
17006	Colour Glazed ware	2	24	1	BS	Hollow ware	Black glaze ext w/ silver lustre finish	C19th	
17006	Colour Glazed ware	1	5	1	BS	?Teapot	White body w/ moulded fluting & brown glaze ext	C19th	
17006	Colour Glazed ware	1	32	1	Handle	Teapot	Mottled brown glaze on a moulded handle	C19th	
17006	Colour Glazed ware	1	24	1	Ring foot base	Bowl	White slip int only	C19th	
17006	Colour Glazed ware	1	4	1	BS	Hollow ware	Fine white body w/ white slip lines ext	C19th	
17006	Colour Glazed ware	2	7	2	Rim	Teapot	Mottled glaze on a white body	C19th	Lid seated rim
17006	Colour Glazed ware	1	2	1	BS	Hollow ware	Clear glaze int & ext	C19th	
17006	Colour Glazed ware	1	5	1	BS	Hollow ware	Dark mottled glaze int & ext	C19th	
17006	Colour Glazed ware	1	2	1	BS	Hollow ware	Dark gaze int & ext	C19th	Burnt
17006	Colour Glazed ware	1	1	1	BS	Hollow ware	Shiny black glaze int & ext	C19th	
17006	Creamware	24	39	24	BS & flakes	Hollow ware	U/Dec	c.1740 – c.1820	
17006	Creamware	29	63	29	BS & flakes	Flatware	U/Dec	c.1740 – c.1820	
17006	Creamware	6	16	6	Footring base	Flatware	U/Dec	c.1740 – c.1820	
17006	Creamware	7	39	7	BS	Flatware	U/Dec	c.1740 – c.1820	Rim/body angle
17006	Creamware	10	35	10	Rim	Plate	U/Dec	c.1740 – c.1820	Various plate rims
17006	Creamware	2	11	2	Ring foot base	Bowl	U/Dec	c.1740 – c.1820	Angular ring foot base
17006	Creamware	1	1	1	Rim	Dish	U/Dec	c.1740 – c.1820	
17006	Creamware	1	3	1	BS	Hollow ware	Rilled band w/ green plate; mottled above	c.1740 – c.1820	
17006	Creamware	1	2	1	Ring foot base	Hollow ware	Green finish int & ext; possible rouletted design ext	c.1740 – c.1820	
17006	Creamware	1	8	1	?Base	?Hollow ware	U/Dec	c.1740 – c.1820	
17006	Edged ware	1	1	1	Rim	Plate	Wavy edge rim w/ moulded rim w/ green paint	EC19th	
17006	Edged ware	6	10	6	Rim	Plate	Wavy edge, moulded w/ blue paint	EC19th	

Context	Type	No	Wt	ENV	Part	Form	Decoration	Date range	Notes
17006	Fine Redware	2	10	2	Strainer	Teapot	Fine red body w/ clear glaze	C19th	Internal strainer from a teapot
17006	Fine Redware	1	13	1	BS	Lid	Fine red body w/ white concentric slip lines	C19th	
17006	Late Blackware	78	333	78	BS	Hollow ware	Black glaze int & partially ext	C18th	
17006	Late Blackware	13	191	13	Footed base	Hollow ware	Black glaze int & partially ext	C18th	
17006	Late Blackware	2	28	2	Rim	Dish	Black glaze int only	C18th	Sharply everted rim
17006	Late Blackware	2	11	2	Rim	Hollow ware	Black glaze int & ext	C18th	
17006	Late Blackware	1	6	1	Rim/spout	jug	Black glaze int & ext	C18th	
17006	Late Blackware	3	20	3	Handle	Hollow ware	Black glaze	C18th	
17006	Late Blackware	1	1	1	Rim	Hollow ware	Black glaze int & ext	C18th	
17006	Late Blackware type	4	41	4	BS	Hollow ware	Black glaze int & ext	C18th	One partially glazed ext
17006	Late Blackware type	1	21	1	Footed base	Hollow ware	Dark glaze int & ext	C18th	White fabric
17006	Late Blackware type	1	4	1	Rim	Hollow ware	Shiny black glaze int & ext	C18th	
17006	Late Blackware type	1	9	1	BS	Hollow ware	Brown glaze int, partial greenish glaze ext	C18th	
17006	Mocha ware	1	4	1	BS	Hollow ware	Blue Mocha tree on a white slip band	C19th	
17006	Mocha ware	1	3	1	BS	Hollow ware	Dark blue Mocha tree on white band, brown slip lines above	C19th	
17006	Mottled Coarseware	1	13	1	BS & handle stump	Hollow ware	Mottled glaze int & partially ext	C18th	
17006	Mottled Coarseware	1	9	1	BS	Hollow ware	Mottled glaze int & ext	C18th	
17006	Mottled Coarseware	5	48	5	BS	Hollow ware	Mottled glaze int & ext	C18th	Orange Coarseware body w/ mottled glaze
17006	Mottled Coarseware	1	45	1	Footed base	Hollow ware	Dark, slightly mottled glaze int & partially ext	C18th	
17006	Mottled Coarseware	1	12	1	Rim	Hollow ware	Mottled glaze int & ext	C18th	
17006	Mottled ware	6	20	6	BS	Mug/tankard	Rilled bands ext; mottled glaze int & ext	C18th	
17006	Mottled ware	3	27	3	BS & handle stump	Mug/tankard	Mottled glaze int & ext	C18th	
17006	Mottled ware	18	40	18	BS	Mug/tankard	Mottled glaze int & ext	C18th	
17006	Mottled ware	1	13	1	Handle	Mug/tankard	Mottled glaze	C18th	Stacking scar on handle
17006	Mottled ware	1	3	1	Base	U/ID	Mottled glaze int only	C18th	
17006	Mottled ware	1	1	1	Handle	Mug/tankard	Mottled glaze	C18th	
17006	Mottled ware	1	4	1	Base	Hollow ware	Greenish mottled glaze int & ext	C18th	Base attached to



Context	Type	No	Wt	ENV	Part	Form	Decoration	Date range	Notes
									fragment of kiln shelf
17006	Mottled ware	1	1	1	Rim	Hollow ware	Blue mottling int & ext	c.1830+	
17006	Mottled ware	8	17	8	BS	Hollow ware	Mottled glaze int & ext	C18th	
17006	Pearlware	1	2	1	Footring base	Hollow ware	U/Dec	c.1780 – c.1840	Angular footring base
17006	Pearlware	1	4	1	Footring base	Hollow ware	U/Dec	M – LC19th	
17006	Pearlware	1	4	1	BS/Flake	Hollow ware	U/Dec	c.1780 – c.1840	
17006	Pearlware	4	3	4	Footring base & BS	Flatware	U/Dec	c.1780 – c.1840	
17006	Pearlware	1	8	1	Ring foot base	Dish	Hand painted blue & green decoration int	c.1780 – c.1840	
17006	Pearlware	2	6	1	BS	Plate/dish	Hand-painted green & red decoration int	c.1780 – c.1840	
17006	Pearlware	1	4	1	Rim	Plate	Brown painted leaf design on a yellow band inside rim	c.1780 – c.1840	
17006	Pearlware	2	2	1	Rim	Cup/bowl	Blue line on top of rim	c.1780 – c.1840	
17006	Pearlware	1	3	1	Rim	Dish	Thin brown lines inside rim & brown painted design int	c.1780 – c.1840	
17006	Pearlware	5	7	5	BS	Flatware	Various parts of hand-painted designs int only	c.1780 – c.1840	
17006	Redware	1	18	1	Rim	Dish	Clear glaze int	C17th – EC18th	Profiled rim
17006	Redware	1	61	1	Rim	Dish/pancheon	Clear glaze int	C17th – EC18th	Rounded rim
17006	Redware	1	37	1	Base	Dish/pancheon	Clear glaze int & patchy clear glaze ext	C17th – EC18th	Use-wear on underside
17006	Redware	9	114	9	BS	Dish/pancheon	Clear glaze int only	C17th – EC18th	
17006	Slip Banded CC ware	5	17	5	BS	Hollow ware	Thin white slip lines ext	C19th	
17006	Slip Banded CC ware	3	11	3	BS	Hollow ware	Thin white slip lines ext & raised ridges	C19th	
17006	Slip Banded CC ware	1	6	1	Rim	Hollow ware	Plain rim w/ multiple thin white slip lines	C19th	
17006	Slip Banded CC ware	3	10	3	BS	Hollow ware	Diffuse brown & white lines ext	C19th	
17006	Slip Banded CC ware	2	3	2	BS	Hollow ware	Brown slip lines ext	C19th	
17006	Slip Banded CC ware	4	6	4	BS	Hollow ware	Blue & white slip lines ext	C19th	
17006	Slip Banded CC ware	1	10	1	BS	Hollow ware	White band ext	C19th	
17006	Slip Banded CC ware	1	2	1	BS	Hollow ware	Blue slip line ext	C19th	
17006	Slip Banded CC	1	1	1	BS	Hollow ware	Blue & brown slip lines ext	C19th	

Context	Type	No	Wt	ENV	Part	Form	Decoration	Date range	Notes
	ware								
17006	Slip Coated ware	1	4	1	BS	Hollow ware	Red slip ext, clear glaze int & ext on white body	C18th	
17006	Slipped Creamware	1	6	1	Ring foot base	Cup/bowl	Swirled red & white slip pattern ext	c.1740 – c.1820	Angular ring foot base
17006	Slipware	2	9	2	BS	Dish	Brown & yellow feathered decoration int only	C18th	Press-moulded dish
17006	Slipware	1	8	1	Rim	Dish	Thin white slip int; pie-crust rim	C18th	
17006	Slipware	2	15	2	BS	Dish	Diffuse brown lines int on white slip	C18th	One red fabric, one white fabric
17006	Slipware	1	5	1	Recessed base	Hollow ware	Marbled finish under clear glaze	C18th	Made-up of layers of red & white slip
17006	Sponge Printed ware	6	18	6	Rim & BS	Hollow ware	Green printed design int & ext	c.1840+	
17006	Sponge Printed ware	1	4	1	Rim	Mug	Purple sponge printed circular designs	c.1840+	
17006	Sponge Printed ware	1	7	1	Recessed base	Mug	Circular designed w/ crosses ext	c.1840+	
17006	Sponge Printed ware	1	2	1	Rim	Flatware	Purple sponge printed circular designs	c.1840+	
17006	Sponge Printed ware	1	3	1	BS	Hollow ware	Traces of purple sponging int & ext	c.1840+	
17006	Sponged ware	3	2	3	BS	Cup/bowl	Fine mottling ext	c.1830+	Carinated cup/bowl
17006	Sponged ware	9	13	9	BS	Flatware	Fine blue mottling int	c.1830+	
17006	Sponged ware	8	9	8	BS & flakes	Hollow ware	Fine blue mottling ext	c.1830+	
17006	Sponged ware	1	3	1	Recessed base	Mug	Blue sponging ext	c.1830+	
17006	Sponged ware	1	4	1	BS	Hollow ware	Blue sponging ext	c.1830+	
17006	Sponged ware	1	1	1	BS	Dish/saucer	Blue sponging int	c.1830+	
17006	Stoneware	1	28	1	Rim	Bottle	Green stoneware	C19th	
17006	Stoneware	1	17	1	Handle	Hollow ware	Grooves on top of strap handle	C19th	
17006	Stoneware	1	36	1	Base	Jam jar	Fluted body	LC19th – Ec20th	Stamped W.P. Hartley w/ lighthouse symbol on underside
17006	Stoneware	2	11	2	Rim & BS	Jam jar	Narrow fluting ext	LC19th – EC20th	
17006	Stoneware	1	8	1	BS	Jam jar	Wider fluting ext	LC19th – EC20th	
17006	Stoneware	2	40	2	BS	Hollow ware	U/Dec	C19th -EC20th	Light buff int & ext
17006	Stoneware	5	34	5	BS	Hollow ware	Green stoneware	C19th – EC20th	
17006	Stoneware	1	8	1	BS	Hollow ware	Deep fluting ext	MC19th - EC20th	
17006	Stoneware	1	6	1	BS	Hollow ware	Green int & ext	C19th – EC20th	
17006	Stoneware	1	14	1	BS	Hollow ware	Brown int, green ext	C19th – EC20th	

Context	Type	No	Wt	ENV	Part	Form	Decoration	Date range	Notes
17006	Stoneware	1	10	1	BS	Hollow ware	Brown ext, unglazed int	C19th	
17006	Stoneware	1	1	1	BS	Hollow ware	Pale brown int & ext	C19th	
17006	Stoneware	1	3	1	Base	Hollow ware	Brown ext, white int	C19th	
17006	Stoneware	1	2	1	BS	Hollow ware	Incised lines ext	C19th	
17006	TP Pearlware	1	8	1	Ring foot base	Cup/bowl	U/ID Chinese landscape int	c.1780 – c.1840	
17006	TP Pearlware	1	4	1	BS	Hollow ware	U/ID TP curvilinear floral & tendril design ext	c.1780 – c.1840	
17006	TP Pearlware	1	1	1	Rim	Saucer	?Wild Rose	c.1780 – c.1840	
17006	TP Pearlware	1	1	1	Rim	Saucer	U/ID TP design int	c.1780 – c.1840	
17006	TP Pearlware	1	3	1	BS	Hollow ware	U/ID TP design ext	c.1780 – c.1840	
17006	TP Pearlware	1	1	1	Rim/flake	Flatware	U/ID TP design int	c.1780 – c.1840	
17006	TP Pearlware	1	1	1	Rim	Hollow ware	U/ID TP design int & ext	c.1780 – c.1840	
17006	TP Pearlware	1	2	1	Footring base	Plate	Willow	c.1780 – c.1840	
17006	TP Pearlware	1	4	1	Ring foot base	Dish/bowl	Hand painted brown star int	c.1780 – c.1840	Angular ring foot base
17006	TP Whiteware	8	33	6	Rim	Plate	Willow	M – LC19th	
17006	TP Whiteware	17	54	17	BS	Plate	Willow	M – LC19th	
17006	TP Whiteware	4	20	4	Rim & BS	Plate	Wild Rose	M – LC19th	
17006	TP Whiteware	1	6	1	Rim	Hollow ware	Flow Blue TP design int & ext	M – LC19th	
17006	TP Whiteware	1	5	1	Footring base	Plate	U/ID rural scene int	M – LC19th	
17006	TP Whiteware	3	4	3	BS	Hollow ware	Chinese landscape ext	M – LC19th	
17006	TP Whiteware	13	27	13	BS	Hollow ware	Various U/ID TP designs ext	M – LC19th	
17006	TP Whiteware	18	23	18	BS	Flatware	Various U/ID TP designs int	M – LC19th	
17006	TP Whiteware	1	5	1	BS	Hollow ware	Geometric designs int & ext	M – LC19th	
17006	TP Whiteware	1	5	1	BS	Flatware	Stylised leaf & tendril design int	M – LC19th	
17006	TP Whiteware	1	4	1	Ring foot base	Flatware	Floral design int	M – LC19th	
17006	TP Whiteware	2	3	1	Rim	Hollow ware	Stylised design int & ext	M – LC19th	
17006	TP Whiteware	2	26	1	Footed base	Mug	Black printed design ext	M – LC19th	
17006	TP Whiteware	1	2	1	Handle	Cup	Fibre/Sea Grass on spine of handle	M – LC19th	
17006	TP Whiteware	1	1	1	Rim	Cup/bowl	Fibre/Sea Grass int	M – LC19th	
17006	TP Whiteware	2	3	1	BS	Hollow ware	U/ID green design int & ext	M – LC19th	
17006	TP Whiteware	1	3	1	BS	Flatware	U/ID Green leaf & fruit design int	M – LC19th	
17006	TP Whiteware	1	1	1	BS/Flake	Flatware	Purple printed stylised scroll design int	M – LC19th	
17006	TP Whiteware	1	3	1	Rim	Mug	Blue printed design w/ figures & text '...DAW'	M – LC19th	

Context	Type	No	Wt	ENV	Part	Form	Decoration	Date range	Notes
17006	TP Whiteware	1	3	1	Rim	Mug	Brown printed floral design int	M – LC19th	
17006	TP Whiteware	1	3	1	BS	Mug	Raised ridge ext	M – LC19th	
17006	TP Whiteware	1	1	1	Rim	Hollow ware	Purple printed geometric design int	M – LC19th	
17006	TP Whiteware	1	4	1	BS	Hollow ware	U/ID Green printed design ext	M – LC19th	
17006	TP Whiteware	1	2	1	Base	Hollow ware	Thin red-brown line ext	M – LC19th	
17006	TP Whiteware	1	2	1	BS	Hollow ware	Dark Flow Blue design ext	c.1840+	
17006	URE	4	42	4	Base	?Flowerpot	U/Dec	C19th	
17006	URE	9	61	9	BS	?Flowerpot	U/Dec	C19th	
17006	URE	6	34	6	BS	?Flowerpot	Single impressed line ext	C19th	
17006	URE	1	9	1	Rim	?Flowerpot	Clubbed rim	C19th	
17006	URE	2	5	2	BS	?Horticultural vessel	Plain rim	C19th	
17006	URE	1	16	1	?Spout	?Horticultural vessel	U/Dec	C19th	Tube spout or tube handle
17006	Whiteware	2	2	1	BS	Flatware	Relief moulded daisy pattern around rim	C19th	Discoloured, could be Pearlware
17006	Whiteware	3	24	3	BS	Plate	Relief moulded pattern around rim	M – LC19th	
17006	Whiteware	2	12	2	BS	Hollow ware	Relief moulded stylised leaf & tendril pattern	M – LC19th	
17006	Whiteware	1	2	1	BS	Hollow ware	Relief moulding ext	M – LC19th	
17006	Whiteware	1	17	1	Footed base	Mug	Leaf design on a fine grid	M – C19th	
17006	Whiteware	9	75	9	Footed base	Mug	U/Dec	M – LC19th	Rounded foot ring bases; may include Pearlware
17006	Whiteware	1	2	1	Ring foot base	Cup/bowl	U/Dec	M – LC19th	
17006	Whiteware	1	6	1	Footed base	Mug	Rouletted band above footed base	M – LC19th	
17006	Whiteware	1	8	1	Semi-recessed base	Hollow ware	Traces of TP design int	M – LC19th	
17006	Whiteware	22	48	22	BS & flakes	Hollow ware	U/Dec	M – LC19th	
17006	Whiteware	17	53	17	BS & flakes	Flatware	U/Dec	M – LC19th	
17006	Whiteware	1	3	1	Footring base	Plate	U/Dec	M – LC19th	
17006	Whiteware	3	7	3	Handle	Hollow ware	U/Dec	M – LC19th	
17006	Whiteware	1	2	1	Rim	Pie dish	U/Dec	M – LC19th	
17006	Whiteware	1	3	1	Flat base	Dish	U/Dec	M – LC19th	
17006	Whiteware	7	14	7	Fragments	U/ID	U/Dec	M – LC19th	Various sherds
17006	Whiteware	3	9	3	Rim	U/ID	U/Dec	M – LC19th	U/ID rims
17006	Whiteware	3	20	3	Fragments	U/ID	Relief moulded fragments	C19th	Probable figurine fragments

Context	Type	No	Wt	ENV	Part	Form	Decoration	Date range	Notes
17006	Whiteware	5	10	5	BS	Hollow ware	Blue int & ext	C19th	
17006	Whiteware type	2	3	2	BS	Hollow ware	White slip int; clear glaze	C19th	
17006	WSGSW	1	5	1	Rim	Plate	Moulded dot, diaper & basket pattern int	c.1720 – c.1780	
17006	WSGSW	2	2	2	Rim	Hollow ware	U/Dec	c.1720 – c.1780	
17006	WSGSW	1	8	1	Flat base	Dish	U/Dec	c.1720 – c.1780	
17006	WSGSW	1	4	1	BS	Hollow ware	Incised lines ext	c.1720 – c.1780	
17006	WSGSW	1	6	1	Base	Hollow ware	U/Dec	c.1720 – c.1780	
17006	WSGSW	1	9	1	BS	Flatware	U/Dec	c.1720 – c.1780	
17006	Yellow ware	1	3	1	BS	Hollow ware	Clear glaze ext & partial int	C17th	
17006	YGCW type	1	18	1	BS	Dish/pancheon	White slip int w/ green & brown mottling int	C18th – C19th	
17008	?Late Blackware	1	2	1	Flake	Hollow ware	Black glaze ext	C18th	
17008	?Whiteware	4	4	4	Fragments	U/ID	One TP designs	C19th	Discoloured & burnt
17008	Banded ware	2	2	2	Rim & BS	Hollow ware	Brown & red brown lines ext	C19th	
17008	Banded ware	1	5	1	BS	Hollow ware	Blue band & thin brown line ext	C19th	
17008	Banded ware	1	1	1	BS	Hollow ware	Pale blue band ext	C19th	
17008	Banded ware	1	1	1	BS	Hollow ware	Blue, cane coloured & red-brown lines ext	C19th	
17008	BGCW	3	100	1	BS	Pancheon	Brown glaze int	C18th – C19th	Glaze abraded int
17008	BGCW	2	187	2	Base	Pancheon	Brown glaze int	C18th – C19th	Glaze abraded int
17008	BGCW	10	77	10	BS	Pancheon	Brown glaze int	C18th – C19th	
17008	BGCW	3	19	3	BS	Hollow ware	Brown glaze int & ext	C18th – C19th	
17008	BGCW	2	27	2	Rim	Pancheon	Brown glaze int	C18th – C19th	
17008	Blackware type	1	7	1	BS	Hollow ware	Black glaze int & ext	C17th	?Overfired
17008	Bone China	2	1	2	BS	Hollow ware	U/Dec	C19th	
17008	BSGSW	3	22	3	BS	Hollow ware	Stamped designs ext	C19th	
17008	BSGSW	1	12	1	Rim	Lid	U/Dec	C19th	
17008	BSGSW	2	2	2	BS	Hollow ware	U/Dec	C19th	
17008	BSGSW	3	25	3	BS	Hollow ware	Incised lines ext	C19th	
17008	BSGSW	1	10	1	Shoulder	Bottle	U/Dec	C19th	
17008	BSGSW	1	5	1	Rim	Mug/tankard	Thin double incised lines ext	C18th – EC19th	
17008	BSGSW	1	5	1	Rim	Bowl	Shallow imp lies ext	MC18th – C19th	
17008	BSGSW	1	3	1	Rim	Hollow ware	Rim defined by impressed line	MC18th – C19th	
17008	BSGSW	1	3	1	Rim	Hollow ware	Incised lines ext	MC18th – C19th	
17008	BSGSW	2	8	2	Base	Hollow ware	U/Dec	MC18th – C19th	

Context	Type	No	Wt	ENV	Part	Form	Decoration	Date range	Notes
17008	BSGSW	1	1	1	Rim	Hollow ware	Slightly everted rim w/ ridge below rim	MC18th – C19th	
17008	BSGSW	1	1	1	BS	Hollow ware	Multiple fine incised lines ext	MC18th – C19th	
17008	Cane Coloured ware	1	28	1	Ring foot base	Bowl	U/Dec	C19th	
17008	Cane Coloured ware	2	2	2	BS	Hollow ware	U/Dec	C19th	
17008	Colour Glazed ware	1	9	1	BS	Hollow ware	Brown 'Rockingham' style glaze int & ext	C19th	
17008	Creamware	8	13	8	BS	Hollow ware	U/Dec	c.1740 – c.1820	
17008	Creamware	11	28	11	BS	Flatware	U/Dec	c.1740 – c.1820	
17008	Creamware	14	26	14	Rim	Plate	Includes examples w/ a wavy rim	c.1740 – c.1820	
17008	Creamware	2	6	2	Footring base	Plate	U/Dec	c.1720 – c.1740	
17008	Creamware	3	4	3	Ring foot base	Cup/bowl	U/Dec	c.1740 – c.1820	
17008	Creamware	1	1	1	Rim	?Hollow ware	Moulded fluting ext	c.1740 – c.1820	
17008	Edged ware	1	1	1	Rim/flake	Plate	Wavy edge plate w/ dark blue feather-edge paint	EC19th	
17008	Late Blackware	16	45	16	BS	Hollow ware	Black glaze int & ext, some partial	C18th	
17008	Late Blackware	3	22	3	Handle	Hollow ware	Black glaze	C18th	
17008	Late Blackware	1	11	1	Footed base	Hollow ware	Black glaze int	C18th	
17008	Late Blackware	1	8	1	Rim	Hollow ware	Black glaze int & ext	C18th	Everted rim, slightly overhanging
17008	Late Blackware	1	1	1	Rim	Hollow ware	Black glaze int & ext	C18th	Slightly everted rim
17008	Late Blackware	1	6	1	Base	Hollow ware	Black glaze int only	C18th	
17008	Late Med Sandy ware	1	8	1	BS	U/ID	Partial clear glaze ext	Late Medieval	
17008	Mocha ware	3	28	3	Rim & BS	Bowl	Blue Mocha designs on a white band	C19th	
17008	MW 1	1	9	1	Footed base	Hollow ware	Mottled glaze int & ext	C18th	
17008	MW 1	1	12	1	Base	Mug/tankard	Mottled glaze int & ext	C18th	
17008	MW 1	4	9	4	BS	Hollow ware	Mottled glaze int & ext	C18th	
17008	MW 1	*	2	2	BS	Hollow ware	Mottled glaze int & ext; rilled band ext	C18th	
17008	MW 1	1	2	1	BS	Hollow ware	Mottled glaze int only	C18th	
17008	Pearlware	1	5	1	Rim	Bowl	Hand painted geometric linear pattern inside rim	c.1780 – c.1840	
17008	Pearlware	1	3	1	Base	Flatware	Hand painted plant design int	c.1780 – c.1840	Impressed mark on underside; ?Staffordshire knot

Context	Type	No	Wt	ENV	Part	Form	Decoration	Date range	Notes
17008	Pearlware	5	4	5	BS/flake	?Hollow ware	U/Dec	c.1780 – c.1840	
17008	Pearlware	1	6	1	Fragment	?Figurine	U/Dec	c.1780 – c.1840	Press moulded fragment
17008	Pearlware	1	4	1	Flat base	Flatware	U/Dec	c.1780 – c.1840	
17008	Pearlware	2	8	2	BS	Flatware	U/Dec	c.1780 – c.1840	
17008	Pearlware	1	10	1	Footring base	Flatware	U/Dec	c.1780 – c.1840	
17008	Pearlware	1	1	1	Ring foot base	Cup/bowl	U/Dec	c.1780 – c.1840	
17008	Pearlware	2	2	2	Flatware	Flatware	U/Dec	c.1780 – c.1840	
17008	Pearlware	1	1	1	Whiteware	Cup/bowl	U/Dec	M – LC19th	
17008	Sandy ware	1	3	1	Fragment	U/ID	Yellow glaze on one side	?Medieval	Abundant quartz grit
17008	Slip Banded CC ware	1	6	1	BS	Hollow ware	Thin brown slip lines ext	C19th	
17008	Slip Banded CC ware	1	4	1	Rim	Bowl	Thin blue & white slip lines ext	C19th	
17008	Slip Banded CC ware	1	3	1	BS	Hollow ware	Thin brown & white slip lines ext	C19th	
17008	Slip Banded CC ware	1	1	1	BS	Hollow ware	Thin blue & white slip lines ext	C19th	
17008	Slip Coated ware	1	4	1	BS	Hollow ware	Red slip int & ext under glaze	C18th	
17008	Sponged ware	1	9	1	BS	Hollow ware	Blue sponging ext	c.1830+	
17008	Stoneware	1	3	1	BS	Bottle	Pale brown finish	C19th	
17008	Stoneware	1	4	1	BS	Hollow ware	Ridges & grooves ext	C19th	
17008	Tin Glazed Earthenware	1	3	1	BS	Flatware	Blue-white glaze int & ext	MC16th – MC18th	
17008	TP Pearlware	1	5	1	Ring foot base	Cup/bowl	Fine printed geometric motif int	c.1780 – c.1840	Angular ring foot base
17008	TP Pearlware	6	8	6	Rim & BS	Flatware	TP Chinese landscapes int only	c.1780 – c.1840	
17008	TP Pearlware	1	2	1	Flatware	Flatware	Floral design int	c.1780 – c.1840	
17008	TP Pearlware	2	1	2	BS	Hollow ware	Hand painted blue, green & yellow designs ext	c.1780 – c.1840	
17008	TP Pearlware	1	2	1	BS	Dish/bowl	Green & brown floral design int	c.1780 – c.1840	
17008	TP Pearlware	10	9	10	Rim & BS	Various	U/ID TP designs int & ext	c.1780 – c.1840	
17008	TP Pearlware	1	2	1	Rim	Bowl	TP cellular design int only	c.1780 – c.1840	
17008	TP Whiteware	1	2	1	Rim	Flatware	Red printed floral design int	M – LC19th	
17008	TP Whiteware	1	2	1	BS	Flatware	Red floral design int	M – LC19th	
17008	TP Whiteware	2	11	2	Rim & BS	Plate	Floral design int	M – LC19th	
17008	TP Whiteware	1	3	1	Ring foot base	Bowl	Floral design int	M – LC19th	
17008	URE	2	11	2	BS	Hollow ware	U/Dec	C19th	
17008	Whiteware	1	4	1	BS	Hollow ware	Odd yellowish finish int & ext	C19th	

Context	Type	No	Wt	ENV	Part	Form	Decoration	Date range	Notes
17008	WSGSW	1	6	1	BS	Flatware	U/Dec	c.1720 – c.1740	
17009	?BGCW	1	24	1	Base	Pancheon	U/ID	C18th – C19th	Internal surface flaked away
17009	?Creamware	1	7	1	Recessed base	Mug/jug	U/Dec	c.1740 – c.1820	
17009	?Creamware	1	4	1	Footring base	Flatware	U/Dec	?c.1740 – c.1820	Secondarily burnt
17009	?Late Blackware	1	4	1	Handle	Mug/Jug	Glazed	?C18th	Burnt, blistered glaze
17009	Banded ware	3	9	3	BS	Hollow ware	Dark brown slip lines ext	C19th	One carinated sherd
17009	Banded ware	1	1	1	BS	Hollow ware	Brown slip band; incised	C19th	
17009	Banded ware	1	1	1	BS	Hollow ware	Blue band w/ part of orange band below carination	C19th	Carinated 'London' form
17009	Banded ware	1	1	1	Rim	Bowl	Thin brown lines and narrow yellow band int	C19th	
17009	Banded ware	1	1	1	BS	Hollow ware	Green band, blue & orange lines w/ brown dots ext	C19th	
17009	BGCW	15	165	15	BS	Hollow ware	Brown glaze int & ext	C18th – EC19th	
17009	BGCW	11	106	11	BS	Hollow ware	Brown glaze int only	C18th – C19th	
17009	BGCW	2	54	2	Base	Hollow ware	Black glaze int only	LC18th – C19th	
17009	BGCW	1	62	1	Rim	Pancheon	Black glaze int only	LC18th – C19th	
17009	BGCW	2	63	2	Rim	Pancheon	Brown glaze int only	C18th – EC19th	Chipped & flaked
17009	BGCW	1	16	1	BS	Pancheon	Brown glaze int only	C18th – EC19th	Chipped & flaked
17009	BGCW	1	17	1	Base	Pancheon	Brown glaze int	C18th – C19th	
17009	BGCW	1	10	1	BS	Hollow ware	Brown glaze ext	C18th – C19th	Abraded, probably water-worn
17009	BGFW	1	21	1	BS	Hollow ware	Black glaze int & partially ext	C18th – EC19th	
17009	BGFW	2	6	1	BS & handle stump	Hollow ware	Brown glaze int & ext	C17th – C18th	Bright orange fabric; thin brown glaze int & ext
17009	Blackware	2	2	2	Rim & BS	Hollow ware	Black glaze int & ext	C17th	
17009	Blue Banded ware	3	10	3	BS	Hollow ware	Blue & white lines & bands	C19th	Blue slip flaked off
17009	Blue Banded ware	1	4	1	Rim	Bowl	Blue band ext	C19th	
17009	Blue Banded ware	1	1	1	Rim	Mug	Blue band & moulded line below rim	C19th	
17009	Bone China	1	3	1	Footring base	Plate	U/Dec	C19th	
17009	Bone China	1	2	1	BS	Flatware	Red overglaze design int	C19th	
17009	Bone China	2	2	2	Rim & BS	Hollow ware	U/Dec	C19th	
17009	Bone China	1	1	1	BS	Hollow ware	Chevron pattern ext	C19th	
17009	Bone China	1	1	1	BS	Flatware	Hand painted design int	C19th	
17009	BSGSW	5	55	3	Rim	Dish	U/Dec	LC18th – c19th	Sharply everted dish rim



Context	Type	No	Wt	ENV	Part	Form	Decoration	Date range	Notes
17009	BSGSW	1	32	1	Rim	Bowl	Incised line ext	LC18th – C19th	Folded clubbed rim
17009	BSGSW	1	40	1	Base	Bowl	U/Dec	LC18th – C19th	Small footed base
17009	BSGSW	1	4	1	Handle	Mug/jug	Grooves on top of handle	C18th	
17009	BSGSW	1	12	1	Neck & shoulder	Bottle	U/Dec	C19th	Green int, brown ext
17009	BSGSW	1	7	1	Rim	Bowl	Incised lines ext	LC18th – C19th	Round clubbed rim
17009	BSGSW	2	17	2	BS	Hollow ware	Rouletted bands ext	C19th	
17009	BSGSW	1	7	1	Base	Mug	Rilled band around base	C18th	
17009	BSGSW	1	1	1	Rim	Hollow ware	Incised lines ext	LC18th – C19th	Very thin walled vessel
17009	BSGSW	1	3	1	Base	Hollow ware	Rilled band above footed base	C18th	
17009	BSGSW	24	78	24	BS	Hollow ware	U/Dec	LC18th – C19th	
17009	BSGSW	3	5	3	BS	Hollow ware	U/Dec	LC18th – C19th	
17009	BSGSW	1	3	2	Base	Hollow ware	U/Dec	C18th	
17009	BSGSW	1	1	1	BS	Hollow ware	Impressed lines ext	LC18th – C19th	
17009	Cane Coloured ware	5	50	5	Flat base	Hollow ware	U/Dec	C19th	
17009	Cane Coloured ware	1	5	1	Rim	Pie dish	U/Dec	C19th	Narrow rim
17009	Cane Coloured ware	1	5	1	Ring foot base	Hollow ware	U/Dec	C19th	Angular ring foot base
17009	Cane Coloured ware	1	8	1	Ring foot base	Hollow ware	U/Dec	C19th	Round ring foot
17009	Cane Coloured ware	1	9	1	Ring foot base	Hollow ware	U/Dec	C19th	Profiled ring foot
17009	Cane Coloured ware	1	12	1	Handle	Jug	U/Dec	C19th	
17009	Cane Coloured ware	3	9	3	BS	Flatware	U/Dec	C19th	
17009	Cane Coloured ware	3	8	3	BS	Hollow ware	U/Dec	C19th	
17009	Colour Glazed ware	8	73	6	Rim & BS	Teapot	Rockingham style glaze w/ metallic finish	C19th	
17009	Colour Glazed ware	2	14	2	BS	Hollow ware	Rockingham style glaze	C19th	
17009	Colour Glazed ware	1	8	1	Rim	Lid	U/Dec	C19th	
17009	Creamware	5	21	4	Footring base	Plate	U/Dec	c.1740 – c.1820	
17009	Creamware	3	13	3	Rim	Pie dish	U/Dec	c.1740 – c.1820	
17009	Creamware	8	32	8	Rim	Plate	U/Dec	c.1740 – c.1820	
17009	Creamware	1	13	1	Rim	Large plate	U/Dec	c.1740 – c.1820	
17009	Creamware	20	36	20	Hollow ware	U/Dec	U/Dec	c.1740 – c.1820	Flaked & spalled

Context	Type	No	Wt	ENV	Part	Form	Decoration	Date range	Notes
17009	Creamware	10	27	10	Flatware	U/Dec	U/Dec	c.1740 - c.1820	Flaked & spalled
17009	Creamware	2	2	2	Ring foot base	Hollow ware	U/Dec	c.1740 – c.1820	
17009	Creamware	1	7	1	Recessed base	Mug/jug	Mottled band ext	c.1740 – c.1820	
17009	Creamware	1	2	1	Recessed base	Mug/jug	Red slip band ext	c.1740 - c.1820	
17009	Creamware	1	1	1	BS	Flatware	Sepia printed design int	c.1740 – c.1820	
17009	Creamware	1	3	1	Footring base	Jug/mug	U/Dec	c.1740 – c.1820	
17009	Creamware	1	4	1	BS	Hollow ware	U/Dec	c.1740 – c.1820	Sherd w/ chipped edges, possible pot disc
17009	Creamware	1	1	1	Handle	?Jug	U/Dec	C/1740 – c.1820	Heavily water-worn
17009	Edged ware	2	27	2	Rim	Plate	Moulded 'Grass' pattern w/ blue feather-edge paint; wavy rim	EC19th	
17009	Edged ware	1	1	1	Rim	Plate	Sharply moulded rim w/ blue paint	c.1809 - c.1831	
17009	Edged ware	3	12	3	Rim	Plate	Plain rim w/ blue feather-edge paint	E – MC19th	
17009	Fine Redware	1	6	1	BS	Lid	Fluted on top	LC18th – C19th	
17009	Fine Redware	1	1	1	BS	Hollow ware	Engine turned dec ext	LC18th – C19th	
17009	Industrial slipware	1	6	1	BS	Hollow ware	Patchy red slip ext	C19th	
17009	Jet ware	1	2	1	BS	Hollow ware	Moulded grid pattern ext	LC19th	
17009	Late Blackware	3	15	3	Handle	Hollow ware	Black glazed	C18th	
17009	Late Blackware	5	9	5	Rim	Hollow ware	Black glazed int & ext	C18th	
17009	Late Blackware	33	138	33	BS	Hollow ware	Black glaze int & partially ext	C18th	
17009	Late Blackware	1	7	1	Base	Hollow ware	Black glaze int	C18th	Footed base
17009	Late Blackware	1	5	1	Base	Hollow ware	Black glaze int	C18th	
17009	Late Blackware	1	6	1	Flat base	Hollow ware	Black glaze int & ext	C18th	Unusual form
17009	Late Blackware	1	2	1	Rim	Dish	Black glaze int & ext	C18th	Narrow pie dish style rim
17009	Mocha ware	1	7	1	BS	Hollow ware	White slip band, thin blue line & blue mocha trees	C19th	
17009	Mottled ware	1	27	1	Base	Hollow ware	Thick glaze int only	C18th	
17009	Mottled ware	2	10	2	Handle	Mug/tankard	Mottled glaze	C18th	
17009	Mottled ware	13	46	13	BS	Hollow ware	Mottled glaze int & ext, some w/ partial glaze ext	C18th	
17009	Mottled ware	4	8	4	BS	Hollow ware	Rilled ext w/ mottled glaze	C18th	
17009	Mottled ware	1	8	1	Rim	Hollow ware	Mottled glaze int & ext; shallow impressed lines ext	C18th	Slightly everted rim
17009	Mottled ware	1	2	1	BS & handle stump	Hollow ware	Mottled glaze int & ext	C18th	
17009	Mottled ware	1	10	1	BS	Hollow ware	Mottled glaze ext; clear int on white fabric	C18th	

Context	Type	No	Wt	ENV	Part	Form	Decoration	Date range	Notes
17009	Mottled ware type	1	5	1	BS	Hollow ware	Clear glaze ext	C18th	Light buff fabric w/ clear glaze ext
17009	Pearlware	1	5	1	Footring base	Cup/bowl	U/Dec	c.1780 – c.1840	Round ring foot base
17009	Pearlware	2	14	1	Rim	Plate	U/Dec	c.1780 – c.1840	
17009	Pearlware	1	1	1	BS	Flatware	Hand painted floral design int	c.1780 – c.1840	
17009	Pearlware	2	2	2	BS	Flatware	U/Dec	c.1780 – c.1840	
17009	Pearlware	1	1	1	Rim	Plate	Wavy edge plate	c.1780 – c.1840	
17009	Pearlware	2	12	2	Base	Hollow ware	U/Dec	c.1780 – c.1840	Flaked
17009	Pearlware	1	2	1	Footring base	Bowl	U/Dec	c.1780 – c.1840	
17009	Porcelain	1	1	1	BS	Hollow ware	U/ID curvilinear design ext	?C18th	?Imported
17009	Redware type	1	4	1	Base	U/ID	Clear glaze int only	C18th	
17009	Slip Banded CC ware	7	21	7	BS	Hollow ware	Thin whiter slip lines ext	C19th	
17009	Slip Banded CC ware	1	3	1	BS	Hollow ware	Green & white slip lines ext	C19th	
17009	Slip Banded CC ware	1	9	1	Rim	Hollow ware	Blue line & white slip band ext	C19th	
17009	Slip Banded CC ware	1	5	1	Rim	Hollow ware	Thin blue & brown slip lines ext	C19th	
17009	Slip Banded CC ware	1	2	1	Rim	Hollow ware	Brown & white slip lines ext	C19th	
17009	Slip Coated ware	2	37	2	Base	Hollow ware	Red slip ext under glaze	C18th	
17009	Slipware	1	5	1	Rim	Dish	Pie crust rim; white on red slip w/ pie crust rim	C18th	
17009	Slipware	1	10	1	BS	Dish	Red & white feathered slip int	C18th	
17009	Slipware	1	4	1	BS	?Hollow ware	Red & white slip ext; dark wavy lines on yellow	C18th	
17009	Slipware	1	5	1	BS	Flatware	White slip under clear glaze int; red slip ext	C18th	
17009	Sponged ware	6	19	6	Rim & BS	Plate	Blue sponging int	c.1830+	
17009	Sponged ware	1	3	1	BS	U/ID	Purple sponging	c.1830+	
17009	Sponged ware	1	1	1	Rim	Dish/bowl	Blue sponging int	c.1830+	
17009	Stoneware	1	5	1	BS	Hollow ware	Pale green int & ext	C19th	
17009	TP Bone China	1	1	1	BS	?Dish	U/ID TP design int	C19th	
17009	TP Pearlware	1	3	1	Ring foot base	Cup/bowl	Stylised design TP design int	c.1780 – c.1840	
17009	TP Pearlware	1	1	1	Rim	Cup/bowl	U/ID geometric design int	c.1780 – c.1840	
17009	TP Whiteware	1	2	1	BS	Flatware	Fibre/Seagrass int	M – LC19th	
17009	TP Whiteware	6	14	6	Rim & BS	Plate	Willow	M – LC19th	Part of a U/ID maker's mark on underside

Context	Type	No	Wt	ENV	Part	Form	Decoration	Date range	Notes
17009	TP Whiteware	17	24	17	BS	Hollow ware	U/ID TP design ext	M – LC19th	
17009	TP Whiteware	3	7	3	BS	Flatware	Wild Rose	M – LC19th	
17009	TP Whiteware	1	6	1	Flat base	Dish	Willow	M – LC19th	
17009	TP Whiteware	11	26	11	BS	Flatware	U/ID TP design int	M – LC19th	
17009	TP Whiteware	3	14	3	Rim & BS	Saucer	U/ID TP Chinese landscape int	M – LC19th	
17009	TP Whiteware	1	4	1	BS	Hollow ware	U/ID stylised TP design ext	M – LC19th	
17009	TP Whiteware	2	5	2	BS	Hollow ware	Pale blue TP Chinese landscape design ext	M – LC19th	
17009	TP Whiteware	2	3	2	Handle	Cup	U/ID TP design ext	M – LC19th	
17009	TP Whiteware	1	4	1	Rim	Plate	Green printed floral design int	M – LC19th	
17009	TP Whiteware	1	1	1	Rim flake	Hollow ware	Stylised purple printed design ext	M – LC19th	
17009	TP Whiteware	1	2	1	BS	Hollow ware	U/ID TP designs int & ext	M – LC19th	
17009	TP Whiteware	1	1	1	Ring foot base	Bowl	U/ID TP design ext	M – LC19th	
17009	U/ID	1	1	1	Base	Flatware	U/Dec	Undated	Burnt
17009	URE	2	13	2	BS	Hollow ware	U/Dec	C19th	
17009	URE	1	28	1	BS	Hollow ware	U/Dec	C19th	
17009	Whiteware	2	16	2	Handle	Mug/jug	U/Dec	M – LC19th	
17009	Whiteware	1	12	1	BS & handle stump	Mug	U/Dec	M – LC19th	
17009	Whiteware	1	3	1	BS	Hollow ware	Dark blue ext	M – LC19th	
17009	Whiteware	2	4	1	BS	Hollow ware	Dark blue curvilinear design ext	M – LC19th	
17009	Whiteware	1	3	1	BS	Flatware	Relief moulded floral design int w/ thin red line	M – LC19th	
17009	Whiteware	1	6	1	BS	Hollow ware	Blue hand-painted horizontal chevrons around neck	M – LC19th	
17009	Whiteware	1	1	1	Spout	Jug	Flow Blue linear design ext	c.1840+	
17009	Whiteware	1	1	1	BS	Hollow ware	Relief moulded sherd	M – LC19th	
17009	Whiteware	6	46	6	BS	Flatware	U/Dec	M – LC19th	
17009	Whiteware	6	32	6	Ring foot base	Hollow ware	U/Dec	M – LC19th	Plain round foot base
17009	Whiteware	17	31	17	BS & flakes	Hollow ware	U/Dec	M – LC19th	
17009	Whiteware	1	2	1	Recessed base	Hollow ware	U/Dec	M – LC19th	
17009	Whiteware	4	21	4	Rim & BS	Hollow ware	U/Dec	M – LC19th	
17009	Whiteware	6	6	6	Flakes	Hollow ware	U/Dec	M – LC19th	
17009	Whiteware	1	4	1	Flake	BS	Small green hand-painted design int	M – LC19th	
17009	Whiteware	1	3	1	Ring foot base	Hollow ware	U/Dec	M – LC19th	
17009	Whiteware	1	1	1	Rim	Hollow ware	U/Dec	M – LC19th	

Context	Type	No	Wt	ENV	Part	Form	Decoration	Date range	Notes
17009	Whiteware	1	3	1	Rim	Hollow ware	U/Dec	M – LC19th	
17009	Whiteware	1	1	1	Flake	Hollow ware	Thin blue line ext	M – LC19th	
17009	Whiteware	1	4	1	BS	Fragment	Moulded fragment	M – LC19th	Secondarily burnt
17009	WSGSW	2	13	2	Rim & BS	Plate	Moulded seed/barley design	c.1720 – c.1780	
17009	WSGSW	1	2	1	Rim	Plate	U/Dec	c.1720 – c.1780	
17009	WSGSW	1	2	1	Rim	Hollow ware	Dark brown iron wash band around rim	c.1720 – c.1780	
17009	WSGSW	1	1	1	BS	Cup/bowl	Hand painted overglaze floral pattern	c.1720 – c.1780	
17009	Yellow ware	1	32	1	Base	Hollow ware	Thin yellow glaze int & ext	LC16th – C17th	Footed base
17011	BGCW	1	33	1	Base	Pancheon	Brown glaze int	C19th	
17011	Creamware	1	1	1	Flake	?Flatware	U/Dec	c.1740 – c.1820	Flaked & spalled
17011	TP Whiteware	1	1	1	Rim	Plate	Willow border	M – LC19th	
17011	TP Whiteware	1	2	1	BS	Hollow ware	Floral design ext	M – LC19th	
17012	Late Blackware	1	14	1	BS	Hollow ware	Black glaze int & partially ext	C18th	
17012	Late Blackware	1	1	1	BS	Hollow ware	Black glaze int & ext	C18th	
17012	Sponged ware	1	4	1	BS	Flatware	Blue sponged pattern int	c.1830+	
17012	TP Bone China	1	2	1	BS	Flatware	Black printed geometric design	M – LC19th	
17012	TP Whiteware	1	1	1	Rim	Plate	?Willow border	M – LC19th	
17012	Whiteware	1	2	1	BS	Flatware	U/Dec	M – LC19th	
17018	BGFW	2	11	2	BS	Hollow ware	Mottled brown glaze int	C18th – EC19th	
17018	Whiteware	1	2	1	Rim	Plate	Relief moulded flower w/ red line around rim	M – LC19th	
17024	BGFW type	4	6	4	BS	?Hollow ware	Brown glaze int & ext	C18th	
17024	BSGSW	1	8	1	BS	Hollow ware	Double incised line ext	LC18th – C19th	
17024	BSGSW	1	3	1	Rim	Hollow ware	Incised line at base of rim	LC18th – C19th	
17024	BSGSW	1	1	1	BS	Hollow ware	U/Dec	C18th – C19th	
17024	Cane Coloured ware	1	1	1	BS	Hollow ware	U/Dec	C19th	
17024	Creamware	1	1	1	BS	Hollow ware	U/Dec	c.1740 – c.1820	
17024	Creamware	1	1	1	Footring base	Cup/bowl	U/Dec	c.1740 – c.1820	Angular footring base
17024	Late Blackware	1	4	1	Handle	Cup/mug	Black glaze	C18th	White fabric
17024	Late Blackware	3	13	3	BS & flake	Hollow ware	Black glaze int & ext	C18th	
17024	Late Blackware	1	5	1	BS	Hollow ware	Black glaze int & partially ext	C18th	
17024	Lustre ware	1	2	1	BS	Hollow ware	Gold lustre on a dark red body	C19th	
17024	Mottled ware	1	4	1	Base	Hollow ware	Mottled glaze int only	C18th	

Context	Type	No	Wt	ENV	Part	Form	Decoration	Date range	Notes
17024	Mottled ware	1	1	1	BS	Hollow ware	Mottled glaze int & ext	C18th	
17024	Pearlware	2	1	2	BS	Hollow ware	U/Dec	c.1780 – c.1840	
17024	Pearlware	1	3	1	Rim	Dish	Thin blue line inside rim	c.1780 – c.1840	
17024	Pearlware	1	4	1	BS	?Dish	Hand painted blue design ext	c.1780 – c.1840	
17024	Porcelain	1	1	1	BS	U/ID	U/Dec	C19th	Not imported
17024	Redware	1	3	1	BS	Dish/bowl	Clear glaze int only	C17th – C18th	
17024	Redware type	1	1	1	BS	Hollow ware	Clear glaze int & ext	C18th	
17024	TP Pearlware	4	5	4	BS & flakes	U/ID	U/ID TP designs	c.1780 – c.1840	
17024	TP Pearlware	1	2	1	Rim	Saucer	U/ID TP design int	c.1780 – c.1840	
17024	Whiteware	1	5	1	Fragment	?Figurine	Press moulded w/ painted detail	C19th	Impossible to determine form
17029	?Ceramic	1	1	1	Fragment	U/ID	N/A	Undated	Small fragment
17029	BGFW	1	9	1	Handle	?Jug	Brown glaze on top of handle	LC17th – C18th	
17029	Mottled ware	2	2	2	BS	Mug	Rilled band on one sherd	C18th	
17029	Tin Glazed Earthenware	1	1	1	BS	U/ID	Hand painted blue design	MC16th - MC18th	Very heavily abraded as if in water
17029	TP Pearlware	1	4	1	Ring foot base	?Bowl	U/ID TP design int only	c.1780 – c.1840	
17034	BGFW	5	27	5	BS	Hollow ware	Brown glaze	C18th – EC19th	
17034	Blackware	1	11	1	BS	Hollow ware	Black glaze int & ext	C17th	
17034	BSGSW	1	7	1	Base	Bowl	U/Dec	C18th	Footed base
17034	BSGSW	4	13	4	BS	Hollow ware	One w/ inc line ext	C18th	
17034	Creamware	28	31	28	BS& flakes	Various	U/Dec	c.1740 – c.1820	
17034	Creamware	7	20	7	Rim & BS	Plate	U/Dec	c.1740 – c.1820	
17034	Creamware	1	8	1	Ring foot base	Dish/bowl	U/Dec	c.1740 – c.1820	Angular ring foot base
17034	Creamware	1	2	1	BS	Hollow ware	Impressed lines ext	c.1740 – c.1820	
17034	Creamware	2	2	2	BS & flake	Hollow ware	Brown mottling ext	c.1740 – c.1820	
17034	Creamware	1	1	1	BS	Hollow ware	Fine brown mottling ext	c.1740 – c.1820	
17034	Creamware	1	4	1	BS	U/ID	Mottled green on one side	c.1740 – c.1820	
17034	Creamware	1	1	1	Rim	Hollow ware	Red-brown line int	c.1740 – c.1820	
17034	Creamware	1	1	1	Footring base	Hollow ware	U/Dec	c.1740 – c.1820	
17034	Late Blackware	18	41	18	BS	Hollow ware	Black glaze int & ext	C18th	
17034	Late Blackware	1	10	1	Handle	Hollow ware	Black glaze	C18th	
17034	Late Blackware	1	7	1	BS & handle	Hollow ware	Black glaze int & ext	C18th	
17034	Late Blackware	1	11	1	Base	Hollow ware	Black glaze int & partially ext	C18th	Footed base
17034	Late Blackware	2	2	2	Rim	Hollow ware	Black glaze	C18th	One glazed, one burnt

Context	Type	No	Wt	ENV	Part	Form	Decoration	Date range	Notes
17034	Late Blackware	1	3	1	Handle	Hollow ware	Unglazed handle	C18th	
17034	Mottled Coarseware	1	2	1	BS	Hollow ware	Mottled glaze int & ext	C18th	
17034	Mottled ware	2	15	2	Base	Mug	Dark mottled glaze int & ext	C18th	One w/ rilled band above base, one footed base
17034	Mottled ware	1	3	1	Handle	Mug	Mottled glaze	C18th	
17034	Mottled ware	1	1	1	BS	Hollow ware	Mottled glaze int & ext	C18th	
17034	Mottled ware	1	1	1	BS	Hollow ware	Mottled glaze int, dark glaze ext	C18th	
17034	Pearlware	8	13	8	Base & BS	Hollow ware	U/Dec	c.1780 – c.1840	
17034	Pearlware	1	4	1	Footring base	Dish	U/Dec	c.1780 – c.1840	
17034	Pearlware	1	3	1	Ring foot base	Cup/bowl	U/Dec	c.1780 – c.1840	Rounded ring foot base
17034	Pearlware	1	3	1	Rim	Dish	Brown line inside rim	c.1780 – c.1840	
17034	Pearlware	4	7	4	BS	Dish/saucer	Hand painted U/D designs int	c.1780 – c.1840	
17034	Pearlware	1	1	1	BS	Hollow ware	U/ID blue painted decoration ext	c.1780 – c.1840	
17034	Slip Banded CC ware	1	1	1	Rim	Bowl	White slip band & brown line ext	C19th	
17034	Slip Banded CC ware	1	1	1	BS	Hollow ware	Blue & white slip lines ext	C19th	
17034	Slipware	1	4	1	BS	Dish	Brown slip bands on white slip int	C18th	Press moulded dish
17034	Slipware	1	2	1	BS	Hollow ware	White trailed slip ext	C18th	
17034	Slipware type 1	1	3	1	Rim	Dish	Trailed white slip int	C17th – EC18th	
17034	Stoneware	1	4	1	BS	Hollow ware	Green int & ext	C19th	
17034	Tin Glazed Earthenware	1	1	1	Flake	Flatware	Hand painted blue geometric design int	M16th – MC18th	
17034	TP Pearlware	8	5	8	Rim & BS	Hollow ware	U/ID TP designs int and/or ext	c.1780 – c.1840	Small flakes, BS & cup/bowl rims
17034	Whiteware	1	3	1	Rim	Plate/saucer	U/Dec	M – LC19th	
17034	WSGSW	1	3	1	BS	Hollow ware	Trace of scratch blue decoration ext	c.1720 – c.1780	
17035	?Creamware	2	7	2	Rim & BS	Plate	U/Dec	?c.1740 – c.1820	Very light Creamware or Whiteware
17035	?Creamware	1	2	1	Flake	Flatware	Yellowish finish	?c.1740 – c.1820	
17035	?TP Pearlware	1	4	1	BS	Flatware	Very faint pale green TP design; figure w/ cup	?c.1780 - c.1840	
17035	Banded ware	3	3	1	BS	Hollow ware	Black, blue & red-brown on white body	LC18th – C19th	Thin walled vessel
17035	BGCW	1	44	1	Rim	Jar	Black glaze int & ext	LC18th – C19th	
17035	BGCW	15	273	15	BS	Pancheon	Brown glaze int only	C18th – C19th	

Context	Type	No	Wt	ENV	Part	Form	Decoration	Date range	Notes
17035	BGFW	11	90	11	BS	Hollow ware	Brown glaze int & ext	C18th – EC19th	
17035	BSGSW	1	28	1	Rim & BS	Bowl	Incised lines ext	LC18th – C19th	Sharply everted rim
17035	BSGSW	9	40	9	BS	Hollow ware	U/Dec	LC18th – C19th	
17035	BSGSW	3	27	3	BS	Hollow ware	Incised lines ext	LC18th – C19th	
17035	BSGSW	1	6	1	Handle	Mug	Moulded handle	C18th	
17035	BSGSW	1	5	1	BS & handle	Mug	U/Dec	C18th	Narrow strap handle
17035	BSGSW	1	32	1	Tube handle	Saucepan	U/Dec	C19th	See Walter 1999
17035	BSGSW	3	18	3	BS	Hollow ware	Stamped designs ext & incised lines	C19th	
17035	BSGSW	1	2	1	BS	?Jug	U/Dec	C19th	
17035	Cistercian ware	1	2	1	Rim	Cup/tyg	Ridge below rim	c.1450 – c.1600	
17035	Coarse Mottled ware	2	92	1	Rim	Jar	Mottled glaze int & ext	C18th	Bright orange body; round everted rim
17035	Coarse Mottled ware	3	62	3	BS	Hollow ware	Mottled glaze int & ext	C18th	
17035	Creamware	1	6	1	Rim	Dish	U/Dec	c.1740 – c.1820	
17035	Creamware	1	3	1	Rim	Plate	Wavy edged plate	c.1740 – c.1820	
17035	Creamware	1	5	1	Rim	Plate	U/Dec	c.1740 – c.1820	
17035	Creamware	2	9	2	Footring base	Plate	U/Dec	c.1740 – c.1820	
17035	Creamware	21	48	21	BS/Flake	Various	U/Dec	c.1740 – c.1820	Hollow ware & flatware fragments
17035	Creamware	2	5	1	Rim	Bowl	U/Dec	c.1740 – c.1820	Folded rim
17035	Creamware	1	1	1	Rim	Hollow ware	Relief bands on body, moulded line below rim	c.1740 – c.1820	
17035	Creamware	1	3	1	Rim & spout	Jug	U/Dec	c.1740 – c.1820	
17035	Creamware	1	1	1	BS	Hollow ware	Brown bands ext	c.1740 – c.1820	Possible handle scar ext
17035	Edged ware	1	6	1	BS	Plate	Trace of moulded rim w/ blue paint	EC19th	
17035	Edged ware	1	2	1	Rim	Plate	Blue painted rim	EC19th	Discoloured
17035	German stoneware	1	6	1	BS	Hollow ware	Dark mottling ext	C17th - C18th	?Frechen-Koln
17035	German stoneware	1	7	1	BS	Hollow ware	Circular relief moulded plaque	?C16th – C17th	?Raeren
17035	Green Glazed Sandy ware type	1	52	1	Base	Hollow ware	Greenish glaze int only	C18th – C19th	Odd sherd; later than typical GGSW
17035	Late Blackware	1	8	1	Rim	Dish	Black glaze int only	C18th	Sharply everted rim
17035	Late Blackware	2	29	2	Footed base	Hollow ware	Black glaze int & partially ext	C18th	
17035	Late Blackware	1	4	1	Handle	Hollow ware	Black glaze	C18th	
17035	Late Blackware	1	16	1	Rim	Bowl/dish	Black glaze int & ext	C18th	Sharply everted flat rim
17035	Late Blackware	1	3	1	Rim	Bowl/dish	Black glaze int & ext	C18th	Overhanging bowl rim



Context	Type	No	Wt	ENV	Part	Form	Decoration	Date range	Notes
17035	Late Blackware	2	5	2	Rim	Hollow ware	Black glaze int & ext	C18th	Clubbed rim w/ overhang
17035	Late Blackware	16	60	16	BS	Hollow ware	Black glaze int & partially ext	C18th	
17035	Late Blackware type	1	10	1	Base	Hollow ware	Black glaze int only; footed base	?C18th	Fabric appears to be later than normal Late Blackware
17035	MW 1	10	20	10	BS	Hollow ware	Variable mottling; light to dark	C18th	
17035	MW 1	2	14	2	Base	Globular vessel	Dark mottled glaze int & ext	C18th	
17035	MW 1	7	35	7	BS	Mug/tankard	Mottled glaze int & ext; rilled bands ext	C18th	
17035	MW 1	1	1	1	Handle	Mug/tankard	Mottled glaze	C18th	
17035	MW 1	1	1	1	Rim	Hollow ware	Mottled glaze int & partially ext	C18th	
17035	MW1	3	38	3	Base	Mug/tankard	Mottled glaze int & ext	C18th	
17035	Pearlware	1	3	1	Recessed base	Plate	U/Dec	c.1780 – c.1820	
17035	Pearlware	2	4	1	Rim	Cup/bowl	Brown & yellow lines w/ leaf motif, hand painted	LC18th – MC19th	Very thin walled vessel
17035	Pearlware	2	2	2	Rim & BS	Cup/bowl	Hand painted; one sherd blue, one blue & pale green design	c.1780 – c.1840	
17035	Pearlware	1	3	1	BS	Flatware	U/Dec	c.1780 – c.1840	
17035	Porcelain	1	1	1	Footring base	Dish/plate	Hand painted blue design int	C17th – C18th	
17035	Redware	4	47	4	Rim & BS	Dish/bowl	Clear glaze int only	C17th – EC18th	
17035	Slipware	1	19	1	BS	Dish	Banded & feathered slip bands int	C18th	Press moulded dish
17035	Slipware Type 1	1	16	1	Rim	Dish/bowl	Clear glaze int w/ traces of white slip surviving	C17th – EC18th	
17035	Sponged ware	1	1	1	BS	U/ID	Blue sponging on one side	c.1830+	
17035	Stoneware	1	26	1	BS	Hollow ware	Green int & ext	C19th	
17035	Stoneware	1	5	1	BS	Hollow ware	Buff glaze ext, u/g int	C19th	
17035	Tin Glazed Earthenware	1	1	1	BS	Hollow ware	U/Dec	MC16th – MC18th	
17035	TP Pearlware	1	3	1	Footring base	Plate	U/ID Chinese landscape	c.1780 – c.1840	
17035	TP Pearlware	3	2	3	Rim	Cup/bowl	U/ID TP design int & ext	c.1780 – c.1840	
17035	TP Pearlware	1	2	1	Ring foot base	Cup/bowl	U/ID TP design int	c.1780 – c.1840	
17035	TP Pearlware	2	5	2	BS	Flatware	U/ID Chinese landscape	c.1780 – c.1840	
17035	TP Pearlware	1	3	1	Ring foot base	Bowl	Hand-painted blue design ext	c.1780 – c.1840	
17035	TP Pearlware	1	2	1	Ring foot base	?Dish	U/ID TP design int	c.1780 – c.1840	
17035	TP Whiteware	1	5	1	Footring base	Plate	Red printed village scene int	M – LC19th	
17035	TP Whiteware	1	2	1	Rim	Cup/bowl	Chinese landscape ext; ?Two Temples	M – LC19th	

Context	Type	No	Wt	ENV	Part	Form	Decoration	Date range	Notes
17035	TP Whiteware	2	7	2	Rim & BS	Plate	Willow	M – LC19th	
17035	TP Whiteware	3	4	3	BS	Hollow ware	U/ID TP designs ext	M – LC19th	
17035	TP Whiteware	1	2	1	BS	Hollow ware	Black printed leaf design ext	M – LC19th	
17035	U/ID	4	6	4	Fragment	U/ID	U/Dec	C18th – C19th	Burnt & discoloured
17035	U/ID	1	5	1	BS	U/ID	N/A	?C18th – C19th	
17035	URE	1	35	1	Rim	Jar	Flanged rim	C19th	Prominent flange below rim ext
17035	URE	2	23	2	BS	Hollow ware	Rilled ext	C19th	
17035	Whiteware	4	14	4	BS	Hollow ware	U/Dec	M – LC19th	
17035	Whiteware	2	7	2	BS	Flatware	U/Dec	M – LC19th	
17035	Whiteware	1	1	1	Rim	U/ID	Blue band int	M – LC19th	
17035	WSGSW	3	20	2	BS	Hollow ware	U/Dec	c.1720 – c.1780	
17035	WSGSW	1	2	1	Rim	Plate	Moulded 'feather' pattern around rim	c.1720 – c.1780	
17035	WSGSW	1	4	1	Rim	Mug/tankard	Dark brown iron wash band around rim, mottled ext body	c.1720 – c.1780	
17035	WSGSW	2	9	1	BS	Hollow ware	Light brown iron wash ext	c.1720 – c.1780	
17035	Yellow ware	1	1	1	BS	U/ID	Thin yellow glaze int & ext	LC15th – c.1600	
17036	BGFW	2	7	2	BS	Hollow ware	Brown glaze int & ext	C18th – EC19th	
17036	Creamware	3	9	3	BS	Flatware	U/Dec	c.1740 – c.1820	
17036	Mottled ware	1	8	1	BS	Hollow ware	Mottled glaze int & ext	C18th	
17036	Pearlware	1	1	1	BS	?Flatware	U/Dec	c.1780 – c.1840	
17040	Coal Measures White	1	13	1	Rim	Hollow ware	Patchy glaze ext	C14th – E/MC15th	
17040	Mottled ware	1	1	1	BS	Hollow ware	Mottled glaze int & ext	C18th	
17043	Overfired U/ID	1	6	1	Base	Dish	U/Dec	C18th	Overfired purple glaze int, glaze fumed ext
17047	Coal Measures Purple	5	100	2	BS	Hollow ware	Purple glaze ext	C15th – C16th	Overfired CMP
17001&17008	Creamware	2	7	1	BS	U/ID	Fragment painted to resemble a watch face	c.1740 – c.1820	Object as a whole may resemble a pocket watch; unusual

**Table 6** Pottery from Trench 18

Context	Type	No	Wt	ENV	Part	Form	Decoration	Date range	Notes
---------	------	----	----	-----	------	------	------------	------------	-------

Context	Type	No	Wt	ENV	Part	Form	Decoration	Date range	Notes
18001	BGCW	1	67	1	Handle	Jar	Brown glaze on top of handle	LC17th – C18th	
18001	Mottled ware	1	32	1	Base	Mug/tankard	Rilled band ext; glaze int	C18th	Misfired glaze int; discoloured ext
18001	TP Whiteware	1	7	1	Base & handle stump	Cup	U/ID black printed design ext w/ lustre detailing	M – LC19th	
18001	TP Whiteware	1	2	1	BS	Flatware	Geometric Chinese style design int	M – LC19th	
18002	?Blackware	1	31	1	Stem	?Candlestick	Black glaze on a fine red body	C17th	Could be C18th
18002	?Creamware	1	8	1	Ring foot base	Hollow ware	U/Dec	c.1740 – c.1820	
18002	?Creamware	1	3	1	Rim	Bowl	U/Dec	M – LC19th	Folded clubbed rim w/ cavity
18002	?Edged ware	1	1	1	Rim/flake	Plate	Blue painted edge	E – MC19th	
18002	?Pearlware	2	2	2	Rim	Hollow ware	U/Dec	?c.1780 – c.1820	Narrow diameter rims
18002	?TP Pearlware	3	9	3	Rim & BS	Hollow ware	U/ID geometric design w/ spirals	c.1780 – c.1840	
18002	Banded Creamware	1	9	1	Rim	Hollow ware	Blue and & black slip lines ext	c.1740 - c.1820	Flaked
18002	Banded Creamware	1	1	1	BS	Hollow ware	Pale blue line ext	c.1720 – c.1820	Flaked
18002	Banded Creamware	2	3	2	BS	Hollow ware	Diffuse brown bands ext	c.1740 – c.1820	
18002	Banded Creamware	1	4	1	Ring foot base	Mug/jug	Brown band ext	c.1740 – c.1820	
18002	Banded Creamware	1	2	1	BS	Hollow ware	Brown slipped surface ext w/ incised lines through slip	c.1740 – c.1820	
18002	Banded Pearlware	1	1	1	Recessed base	Hollow ware	Black band on body	c.1780 – c.1840	
18002	Banded Slipware	1	1	1	BS	Hollow ware	Black 'inlaid' slip design; orange band	C19th	
18002	Banded ware	2	14	1	Rim	Bowl	Buff bands w/ thin dark brown lines	C19th	
18002	Banded ware	1	10	1	Rim	Hollow ware	Pale blue & black slip lines ext	C19th	
18002	Banded ware	3	3	3	BS	Hollow ware	Red-brown & black bands ext	C19th	
18002	Banded ware	2	3	2	Rim	Bowl	Black slip lines ext	C19th	
18002	Banded ware	1	4	1	BS	Hollow ware	Blue & black bands ext	C19th	
18002	Banded ware	1	3	1	Rim	Plate	Dark green band inside rim	M – LC19th	
18002	Banded ware	1	3	1	Footring base	Plate	Thin black painted line int	M – LC19th	
18002	Banded ware	1	3	1	BS	Hollow ware	Grey-green band & black line ext	C19th	
18002	Banded ware	1	2	1	Rim	?Dish	Black line below rim, blue band on body	C19th	
18002	Banded ware	1	1	1	Rim	?Saucer	Dark blue band int	EC19th	
18002	Banded ware	3	6	3	BS	Various	Blue band ext	C19th	
18002	Banded ware	1	1	1	Hollow ware	Hollow ware	Rilled band w/ green paint, brown bands above & below	C19th	Could be Creamware but probably later
18002	BGCW	11	614	11	Rim	Pancheon	Brown glaze int only; various rim forms; round to angular, profiled	C18th – C19th	

Context	Type	No	Wt	ENV	Part	Form	Decoration	Date range	Notes
18002	BGCW	120	1522	120	BS	Pancheon/bowl	Brown glaze int only	C18th – C19th	Various fabrics
18002	BGCW	23	646	23	Flat base	Pancheon	Brown glaze int only	C18th – C19th	Various fabrics; some bases knife trimmed ext
18002	BGCW	2	96	1	Handle	Jug/Cistern	Brown glaze; finger impression at top	C18th – C19th	
18002	BGCW	2	78	2	BS	Hollow ware	U/Dec	C18th – C19th	Hard dense body; ?overfired
18002	BGCW type	1	81	1	BS	Hollow ware	Brown glaze ext, greenish int	C18th – C19th	Hard, dense fabric
18002	BGFW	39	441	39	BS	Hollow ware	Brown glaze int & ext	C18th – EC19th	Bright orange fabrics
18002	BGFW	12	353	12	Base	Hollow ware	Brown glaze int & partially ext	C18th – EC19th	Various fabrics; pattern of glaze resembles Late Blackware
18002	BGFW type	1	5	1	Rim	Bowl	Brown glaze int	C18th – EC19th	Heavily abraded
18002	BGFW type	3	8	3	BS	Hollow ware	Dark glaze int & ext	C18th – EC19th	
18002	Blackware	1	8	1	BS & handle	Cup/tyg	Black glaze int & ext	C17th	
18002	Blackware	1	2	1	Handle	Cup/tyg	Black glaze int & ext	C17th	
18002	Blackware	1	6	1	BS	Hollow ware	Black glaze int & ext	C17th	
18002	Blackware	1	3	1	Handle	Mug/jug	Black glaze int & ext	C17th	
18002	Blue Banded ware	10	33	10	BS	Hollow ware	Blue ext (broad band)	C19th	
18002	Blue Banded ware	2	6	1	Rim	Bowl	Three blue lines below rim & broad blue band on body	C19th	
18002	Blue Banded ware	16	41	16	BS	Hollow ware	Blue lines & bands ext	C19th	
18002	Blue Banded ware	1	7	1	BS	Bowl	Blue band above carination	C19th	Carinated bowl
18002	Blue Banded ware	2	7	2	Rim	Bowl	Broad blue band	C19th	
18002	Blue Banded ware	1	1	1	Rim	Bowl	Pale blue lines below rim	C19th	
18002	Blue Banded ware	1	3	1	Spout	Jug	Blue band	C19th	
18002	Blue Banded ware	1	3	1	Rim	Bowl	Pale blue lines & bands ext	C19th	Flaked
18002	Blue Banded ware	1	2	1	BS	Hollow ware	Blue bands ext	C19th	
18002	Blue Banded ware	2	6	2	BS	Bowl	Pale blue band ext	C19th	Carinated bowl
18002	Blue Banded ware	1	2	1	Rim	Hollow ware	Blue band on body; clubbed rim & raised ridge above blue band	C19th	
18002	Blue Banded ware	1	1	1	Rim	Bowl	Blue band ext	C19th	
18002	Blue Banded ware	1	1	1	Rim	Bowl	Pale blue band ext	C19th	
18002	Blue Banded ware	2	2	2	BS	U/ID	Blue band ext	C19th	
18002	Blue Banded ware	1	2	1	Rim	Rim	Bowl	C19th	
18002	Bone China	3	16	3	Footring base & BS	Plate/saucer	Blue sprigged leaf motifs int	C19th	
18002	Bone China	8	21	8	BS	Various	U/Dec	C19th	

Context	Type	No	Wt	ENV	Part	Form	Decoration	Date range	Notes
18002	Bone China	2	4	2	Rim	Hollow ware	U/Dec	M – LC19th	
18002	Bone China	2	22	1	Profile	Cup	U/Dec	M – LC19th	Ring foot base
18002	Bone China	1	23	1	Ring foot base	Cup	Red-gold lustre circle inside base	C19th	
18002	Bone China	1	9	1	Ring foot base	Cup	Red-gold lustre line ext	C19th	
18002	Bone China	1	8	1	Footring base	Plate	Streak & blob red-gold lustre design int	C19th	
18002	Bone China	2	4	2	Rim & BS	Flatware	Streak & blob red-gold lustre design int	C19th	
18002	Bone China	1	2	1	Rim	?Hollow ware	Red gold linear lustre design int	C19th	
18002	Bone China	2	8	2	Footring base	Plate	U/Dec	C19th	
18002	Bone China	1	4	1	Base & handle	Toy coffee pot	U/Dec	C19th	
18002	Bone China	1	5	1	Profile	Toy plate	Hand painted design int	C19th	
18002	Bone China	1	1	1	Footring base	Toy plate/saucer	U/Dec	C19th	
18002	Bone China	1	2	1	Fragment	Perforated rod	U/Dec	C19th	Rod w/ rounded end & perforation
18002	Bone China	2	5	2	Rim	Hollow ware	Gold line on top of rim	C19th	
18002	Bone China	1	2	1	BS	Carinated bowl	U/Dec	C19th	Small bowl
18002	Bone China	1	4	1	Ring foot base	?Bowl	U/Dec	C19th	
18002	Bone China	1	1	1	Rim	Hollow ware	Lustre band int; lustre pattern ext	C19th	
18002	Bone China	1	8	1	Semi-recessed base	Hollow ware	U/Dec	C19th	
18002	Bone China	1	4	1	Footring base	Plate	Overglaze painted floral design int	C19th	
18002	Bone China	1	1	1	Rim	Plate	Relief moulded rim; blue painted tendril design int	C19th	
18002	Bone China	1	5	1	Footring base	Cup/bowl	Lustre line ext	C19th	
18002	Bone China	2	3	2	?Base	Hollow ware	U/Dec	C19th	
18002	Bone China	3	9	3	Footring base	Plate	Overglaze painted design int	C19th	
18002	Bone China	1	4	1	Rim	Plate	Overglaze painted floral design	C19th	
18002	Bone China	1	2	1	Rim	Plate	U/Dec	C19th	
18002	Bone China	1	2	1	Rim	Plate	U/Dec	C19th	
18002	Bone China	1	2	1	Rim	Plate	Blue dots & red wavy line int	C19th	
18002	Bone China	1	2	1	Rim	Plate	Relief moulded curvilinear design on rim	C19th	
18002	Bone China	1	2	1	BS	Flatware	Red overglaze design int	C19th	
18002	Bone China	1	1	1	BS	Hollow ware	Red design ext	C19th	
18002	Bone China	1	1	1	BS	U/ID	Dark blue & gold design on one side	C19th	

Context	Type	No	Wt	ENV	Part	Form	Decoration	Date range	Notes
18002	Bone China	1	1	1	BS	Flatware	Blue sprigged decoration int	C19th	
18002	Bone China	1	4	1	BS	Hollow ware	Thin red line ext w/ part of word in green; 'GRA...'	MC19th – EC20th	
18002	Bone China	1	3	1	Ring foot base	Jar	U/Dec	C19th	
18002	Bone China	1	1	1	BS	U/ID	U/Dec	C19th	
18002	Bone China	1	2	1	Handle	Mug/jug	U/Dec	C19th	
18002	BSGSW	72	333	72	BS	Hollow ware	U/Dec	MC18th – C19th	Brown int & ext
18002	BSGSW	5	103	5	Footed base	Bowl	Brown in & ext	C19th	Small footed bases
18002	BSGSW	2	55	1	Ring foot base	Bowl	U/Dec	C19th	Splayed ring foot base
18002	BSGSW	1	61	1	Base	Mug/tankard	Thin base w/ bulged foot	C18th – EC19th	
18002	BSGSW	1	38	1	Base	Mug/tankard	Thin base w/ bulged foot & ridge above foot	C18th – EC19th	
18002	BSGSW	1	9	1	Base	Mug/tankard	Thin base w/ bulged foot & ridge above foot	C18th – EC19th	
18002	BSGSW	1	37	1	Ring foot base	Bowl	U/Dec	C19th	Round ring foot base
18002	BSGSW	1	14	1	Ring foot base	Bowl	U/Dec	C18th – C19th	Angular ring foot base
18002	BSGSW	2	41	1	Footed base	Hollow ware	Low relief impressed lines ext	C18th – EC19th	Small footed base
18002	BSGSW	4	80	4	Base	Hollow ware	U/Dec	C19th	
18002	BSGSW	1	5	1	Base	Mug	Rilled band immediately above base	C18th	
18002	BSGSW	5	18	4	Handle	Mug	Grooves on top of rim	C18th	
18002	BSGSW	4	27	4	Handle stump & BS	Mug	Folded handle stumps	C18th	Typical mug handle terminals
18002	BSGSW	1	10	1	Handle	Mug/jug	Shallow ridges & grooves on top of handle	C18th	
18002	BSGSW	1	6	1	BS	Mug/jug	Grooves on body, plain handle	C18th	
18002	BSGSW	1	3	1	BS & handle	Mug	U/Dec	C18th	
18002	BSGSW	1	33	1	BS & handle	Hollow ware	Wide strap handle	C18th	
18002	BSGSW	3	28	3	Rim	Bowl	Clubbed rim	C18th – C19th	
18002	BSGSW	8	43	8	BS	Hollow ware	Brown ext, green int	LC18th – C19th	
18002	BSGSW	1	32	1	Rim	Bowl	Moulded circular decoration ext	C19th	
18002	BSGSW	4	43	4	Base	Hollow ware	Brown ext, green int	C19th	
18002	BSGSW	1	9	1	BS	Strainer/colander	Rouletted band ext	C19th	
18002	BSGSW	1	13	1	Rim	Bowl	Rouletted band below rim	C19th	Folded rim w/ cavity
18002	BSGSW	1	14	1	Rim	Bowl	Double line of stamped decoration above double incised lines ext	C19th	Round clubbed rim
18002	BSGSW	1	6	1	Rim	Bottle	U/Dec	C19th	

Context	Type	No	Wt	ENV	Part	Form	Decoration	Date range	Notes
18002	BSGSW	1	14	1	Rim	Bowl	Incised lines & stamped designs ext	C19th	Round clubbed rim
18002	BSGSW	21	81	21	BS	Various	Incised lines ext; double & single groups	C19th	
18002	BSGSW	2	10	2	BS	Hollow ware	Stamped stars w/ rouletted band	C19th	
18002	BSGSW	1	26	1	BS	Hollow ware	Stamped stars ext	C19th	
18002	BSGSW	2	13	2	Rim	Dish	Stamped wavy lines on top of rim	C19th	Sharply everted dish/bowl rim
18002	BSGSW	5	26	5	Rim	Dish	Incised groove around ext of rim	C19th	Sharply everted dish/bowl rim
18002	BSGSW	7	25	7	Rim	Dish	U/Dec	C19th	Sharply everted dish/bowl rim
18002	BSGSW	1	16	1	Rim	Bowl	Incised lines ext	C19th	Sharply everted dish/bowl rim
18002	BSGSW	1	9	1	Rim	Dish	U/Dec	C19th	Thick everted rim
18002	BSGSW	8	28	8	Rim	Hollow ware	Incised lines ext	LC18th – C19th	Slightly everted rim, incised lines ext
18002	BSGSW	4	23	4	Rim	Bowl	Incised lines ext	C19th	Round, everted clubbed rim; incised lines ext
18002	BSGSW	1	10	1	Rim	Bowl	Shallow imp line ext	LC18th – C19th	Small slightly everted rim
18002	BSGSW	1	3	1	Rim	Bowl	U/Dec	C19th	Overhanging rim
18002	BSGSW	1	3	1	Rim	Bowl	Shallow imp line ext	C19th	Small slightly everted rim
18002	BSGSW	19	144	19	BS	Hollow ware	Stamped & rouletted designs ext	C19th	
18002	BSGSW	10	121	10	BS	Hollow ware	Impressed/incised lines ext	C19th	
18002	BSGSW	1	3	1	Rim	Hollow ware	U/Dec	C19th	
18002	BSGSW	2	21	1	BS	Hollow ware	Raised ridge w/ impressed lines above & below	C19th	
18002	BSGSW	4	20	4	Base	Hollow ware	U/Dec	C19th	Fragments
18002	BSGSW	4	19	4	BS	Hollow ware	Shallow imp lines ext	C19th	
18002	BSGSW	6	18	6	BS	Hollow ware	U/Dec	C19th	
18002	BSGSW	3	8	3	BS	Hollow ware	U/Dec	C19th	
18002	BSGSW	1	4	1	Handle	Mug	Grooves on top	C18th – EC19th	
18002	BSGSW	1	2	1	Shoulder	Bottle	U/Dec	C19th	
18002	BSGSW	4	13	4	BS	Hollow ware	Incised grooves ext	C19th	
18002	BSGSW	1	2	1	BS	Hollow ware	Stamped designs ext	C19th	
18002	BSGSW	1	2	1	Footed base	Mug/tankard	Thin base w/ bulged foot & ridge above foot	C18th	

Context	Type	No	Wt	ENV	Part	Form	Decoration	Date range	Notes
18002	BSGSW	1	9	1	Base	U/ID	U/Dec	?C19th	Overfired/burnt
18002	BSGSW	1	14	1	BS	U/ID	U/Dec	?C19th	Odd sherd
18002	BSGSW	1	7	1	BS	Mug/tankard	Wide rilled band ext	C18th	
18002	BSGSW	1	3	1	Rim	Dish	U/Dec	C19th	
18002	BSGSW	1	1	1	BS	Hollow ware	Pale brown stoneware	C18th	
18002	Burnt wares	17	54	17	Base & BS	Hollow ware	U/ID	LC18th – C19th	All heavily burnt & discoloured
18002	Cane Coloured ware	33	120	33	BS	Hollow ware	U/Dec	C19th	
18002	Cane Coloured ware	5	59	5	Flat base	Pie dish	U/Dec	C19th	
18002	Cane Coloured ware	11	85	9	Rim	Pie dish/bowl	U/Dec	C19th	
18002	Cane Coloured ware	4	21	4	Ring foot base	Bowl	U/Dec	C19th	Round ring foot base
18002	Cane Coloured ware	1	8	1	Recessed base	Hollow ware	U/Dec	C19th	
18002	Cane Coloured ware	1	9	1	Ring foot base	Hollow ware	U/Dec	C19th	Angular ring foot base
18002	Cane Coloured ware	1	1	1	Ring foot base	Cup/bowl	U/Dec	C19th	Angular ring foot base
18002	Cane Coloured ware	1	5	1	BS	Carinated bowl	U/Dec	C19th	
18002	Cane Coloured ware	1	13	1	Recessed base	Hollow ware	U/Dec	C19th	
18002	Cane Coloured ware	1	5	1	Rim	?Bowl	U/Dec	C19th	Clubbed rim
18002	Cane Coloured ware	2	28	2	Rim	Bowl	U/Dec	C19th	Round clubbed rim
18002	Cane Coloured ware	4	21	4	Handle	Mug/jug	U/Dec	C19th	
18002	Cane Coloured ware	1	1	1	Rim	Hollow ware	U/Dec	C19th	
18002	Cane Coloured ware	1	1	1	Rim	Hollow ware	U/Dec	C19th	Everted rim
18002	Cane Coloured ware	1	5	1	BS	Hollow ware	Relief moulded curvilinear band ext	C19th	
18002	Cane Coloured ware	8	131	7	Rim	Bowl	Curved everted rim w/ raised blobs on rim	C19th	
18002	Cane Coloured ware	1	5	1	BS & handle stump	Mug/jug	Moulded handle terminal	C19th	
18002	Cane Coloured	1	2	1	BS	Hollow ware	U/Dec	C19th	



Context	Type	No	Wt	ENV	Part	Form	Decoration	Date range	Notes
	ware								
18002	Cane Coloured ware	1	3	1	Spout	Jug	U/Dec	C19th	
18002	Cane Coloured ware	1	4	1	BS	U/ID	White glaze int	C19th	
18002	Cane Coloured ware type	3	5	3	BS	Hollow ware	U/Dec	C19th	
18002	Colour Glazed ware	7	9	7	BS	Various	Blue surfaces int & ext	C19th	
18002	Colour Glazed ware	1	1	1	BS	U/ID	Yellow int & ext	C19th	
18002	Colour Glazed ware	1	19	1	Ring foot base	Cup/bowl	Green glaze int & ext	C19th	Could be Creamware but probably later
18002	Colour Glazed ware	1	2	1	Handle	Cup	Green glazed all over	C19th	
18002	Colour Glazed ware	1	32	1	Rim	Teapot	Mottled brown Rockingham type glaze	C19th	Facetted body
18002	Colour Glazed ware	1	20	1	BS & spout/strainer	Teapot	Mottled brown Rockingham type glaze	C19th	
18002	Colour Glazed ware	12	64	7	BS	Hollow ware	Brown 'Rockingham' type glaze	C19th	
18002	Colour Glazed ware	1	3	1	Rim	Hollow ware	Relief moulded pattern ext; plain rim	C19th	
18002	Colour Glazed ware	1	1	1	Flake	U/ID	Moulded pattern ext	C19th	
18002	Colour Glazed ware	2	6	1	Rim/spout	Jug	Relief moulded ext; cane coloured ext, pale blue int	C19th	
18002	Colour Glazed ware	3	5	3	Rim & BS	Hollow ware	Mottled brown glaze int & ext	C19th	
18002	Colour Glazed ware	1	9	1	Footed base	Hollow ware	Black glaze int & ext	C19th	Fine red body
18002	Creamware	1	3	1	Semi-recessed base	Hollow ware	Purple mottling ext	c.1740 – c.1820	
18002	Creamware	1	3	1	Hollow ware	Hollow ware	Purple mottling int & ext	c.1740 – c.1820	
18002	Creamware	1	2	1	BS	Lid	Mottled green ext	c.1740 – c.1820	
18002	Creamware	12	62	12	Footring base	Plate	U/Dec	c.1740 – c.1820	
18002	Creamware	2	20	2	Flat base	Dish	U/Dec	c.1740 – c.1820	
18002	Creamware	1	11	1	Rim	Bowl	U/Dec	c.1740 – c.1820	Sharply everted rim
18002	Creamware	1	7	1	Rim	Plate	Moulded feather pattern, wavy fluted rim	c.1740 – c.1820	
18002	Creamware	1	4	1	Rim	Plate	Moulded rim	c.1740 – c.1820	
18002	Creamware	2	9	2	Footed base	Hollow ware	U/Dec	c.1740 – c.1820	Round footed rim
18002	Creamware	1	14	1	Ring foot base	Bowl	U/Dec	c.1740 – c.1820	Round footed base; thick walled vessel
18002	Creamware	4	21	4	Ring foot base	Bowl	U/Dec	c.1740 – c.1820	Angular ring foot base
18002	Creamware	1	7	1	Ring foot base	Cup/bowl	U/Dec	c.1740 – c.1820	Angular ring foot base

Context	Type	No	Wt	ENV	Part	Form	Decoration	Date range	Notes
18002	Creamware	1	4	1	Semi-recessed base	Hollow ware	U/Dec	c.1740 – c.1820	Short, angular ring foot base
18002	Creamware	1	1	1	Ring foot base	Hollow ware	U/Dec	c.1740 – c.1820	Low ring foot base
18002	Creamware	1	2	1	Rim	Bowl	Pie crust type rim	c.1740 – c.1820	
18002	Creamware	26	104	26	BS	Flatware	U/Dec	c.1740 – c.1820	
18002	Creamware	24	68	24	BS	Hollow ware	U/Dec	c.1740 – c.1820	
18002	Creamware	65	101	65	BS	Flatware	U/Dec	c.1740 – c.1820	Includes body/rim angle
18002	Creamware	3	4	3	BS	Hollow ware	Low relief bands ext	c.1740 – c.1820	
18002	Creamware	8	13	8	Rim	Cup/bowl	U/Dec	c.1740 – c.1820	
18002	Creamware	35	126	35	Rim	Plate	Some wavy rims	c.1740 – c.1820	
18002	Creamware	2	13	2	Footring base	?Bowl	U/Dec	c.1740 – c.1820	Heavily chipped & flaked rounded ring foot bases
18002	Creamware	1	1	1	BS	Bowl	Thin red line int	c.1740 – c.1820	
18002	Creamware	1	2	1	Handle	?Jug	U/Dec	c.1740 – c.1820	Flake
18002	Creamware	1	1	1	BS	?Hollow ware	U/Dec	c.1740 – c.1820	Sharp angle
18002	Creamware	13	40	13	BS	Flatware	U/Dec	c.1740 – c.1820	
18002	Creamware	5	11	5	BS	Hollow ware	U/Dec	c.1740 – c.1820	
18002	Creamware	1	4	1	Rim	Plate	U/Dec	c.1740 – c.1820	
18002	Creamware	1	4	1	Recessed base	Hollow ware	U/Dec	c.1740 – c.1820	
18002	Creamware	1	1	1	Rim	Cup/bowl	U/Dec	c.1740 – c.1820	
18002	Creamware	1	2	1	Rim	Flatware	U/Dec	c.1740 – c.1820	
18002	Creamware	1	4	1	BS	Hollow ware	Rilled profile	c.1740 – c.1820	
18002	Creamware	1	2	1	Base	Hollow ware	U/Dec	c.1740 – c.1820	Chipped & flaked
18002	Edged ware	1	4	1	Rim	Plate	Moulded rococo pattern w/ blue paint	c.1784 – c.1812	See Brooks 2005:Figure 4.29
18002	Edged ware	12	33	12	Rim	Plate	Sharply moulded wavy edge w/ blue painted rim	EC19th	
18002	Edged ware	11	61	11	Rim	Plate	Low relief moulding & blue paint on slightly wavy edge	E – MC19th	
18002	Edged ware	1	6	1	Lid-seated rim	Small jar	Dark blue feather-edge paint around rim	EC19th	Small lid-seated rim
18002	Edged ware	1	20	1	Rim	Plate	Plain edge w/ blue painted edge	MC19th	
18002	Edged ware	1	1	1	Rim	Plate	Sharply moulded edge w/ green paint	EC19th	
18002	Edged ware	1	4	1	Rim	Plate	Relief moulded palmette pattern w/ dark blue paint	MC19th	
18002	Edged ware	2	7	2	Rim	Bowl	Moulded rim w/ pale blue paint	MC19th	

Context	Type	No	Wt	ENV	Part	Form	Decoration	Date range	Notes
18002	Edged ware	1	3	1	Rim	Flatware	Plain rim w/ dark blue painted edge	MC19th	
18002	Edged ware	1	3	1	Rim	Saucer	Plain rim w/ black printed line on rim	E – MC19th	
18002	Edged ware type	1	3	1	Rim & handle stump	Cup	Black line on rim	C19th	
18002	Fine Redware	1	1	1	BS	Hollow ware	Fine red body; white slip int; pale blue lines ext on red body	C19th	
18002	Fine Redware	2	2	2	BS	Hollow ware	Low relief moulded/turned decoration	C19th	
18002	Fine Redware	1	12	1	Recessed base	Hollow ware	U/Dec	C19th	
18002	Fine Redware	1	2	1	BS	Hollow ware	Clear glaze int & ext	LC18th - C19th	
18002	Fine Redware	1	1	1	BS	Hollow ware	White slip int	C19th	
18002	Late Blackware	13	199	13	Footed base	Hollow ware	Black glaze int & partially ext	C18th	Footed bases w/ globular porringer type bodies
18002	Late Blackware	10	66	10	Handle	Hollow ware	Black glaze	C18th	
18002	Late Blackware	6	76	6	BS & handle	Hollow ware	Black glaze int & ext	C18th	
18002	Late Blackware	8	82	7	Rim	Dish	Black glaze int only	C18th	Wide everted rim w/ beaded lip
18002	Late Blackware	5	25	5	Base	U/ID	Black glaze int only	C18th	
18002	Late Blackware	1	5	1	BS	Dish	Black glaze int	C18th	
18002	Late Blackware	1	4	1	Rim & spout	Jug	Black glaze int & ext	C18th	
18002	Late Blackware	1	18	1	Flat base	Hollow ware	Black glaze int only	C18th	
18002	Late Blackware	2	16	2	Rim	Hollow ware	Black glaze int & ext; overhanging rim	C18th	
18002	Late Blackware	6	30	6	Rim	Hollow ware	Black glaze int & ext	C18th	Various slightly everted thin rims
18002	Late Blackware	2	7	2	Rim	?Dish/bowl	Clubbed everted rims; black glaze int & ext	C18th	
18002	Late Blackware	1	4	1	Rim	Dish	Black glaze int	C18th	Sharply everted rim
18002	Late Blackware	1	4	1	Rim	Hollow ware	Black glaze int & ext	C18th	Fine light buff fabric w/ fine black grit
18002	Late Blackware	1	5	1	Rim	Hollow ware	Black glaze int & ext	C18th	Round, slightly everted rim; dark red fabric
18002	Late Blackware	1	4	1	Rim	Hollow ware	Black glaze int & ext	C18th	Plain round rim; fine dark red fabric
18002	Late Blackware	72	275	72	BS	Hollow ware	Black glaze int & ext	C18th	Hard, fine dark red fabric
18002	Late Blackware	50	220	50	BS	Hollow ware	Black glaze int & partially ext	C18th	Fine bright orange fabric
18002	Late Blackware	1	2	1	BS	Hollow ware	Black glaze int & ext	C18th	

Context	Type	No	Wt	ENV	Part	Form	Decoration	Date range	Notes
18002	Late Blackware	1	2	1	Rim	Hollow ware	Black glaze int & ext	C18th	
18002	Late Slipware	3	48	1	Pedestal base	Hollow ware	White slip int & white bands ext on a streaky body	LC18th - C19th	Clay body composed of red & white clay giving a 'wood grain' effect
18002	Lustre ware	1	3	1	BS	Hollow ware	White slip int; gold lustre ext	C19th	
18002	Lustre ware	2	2	2	BS	Hollow ware	Sliver lustre int & ext	C19th	
18002	Marbled Slipware	1	6	1	BS	Hollow ware	Multiple layers of red & white clay or slip giving a marbled finish	C18th	
18002	Marbled Slipware	1	3	1	Rim	Hollow ware	Brown, black and red-brown swirled slip patterns ext; cane coloured surface int	C19th	
18002	Marbled slipware	1	2	1	BS	Hollow ware	Blue & red-brown slip decoration ext	C19th	
18002	Marbled slipware	2	3	2	BS	Hollow ware	Brown, red-brown & white slip ext	C19th	
18002	Mocha ware	4	14	4	BS	Hollow ware	Blue Mocha trees on a white slip band	C19th	
18002	Mocha ware	2	12	2	Rim	Bowl	Blue Mocha trees on a white slip band	C19th	Plain rim
18002	Mocha ware	1	7	1	BS	Hollow ware	Green Mocha design on white slip band	C19th	
18002	Mocha ware	1	3	1	BS	Hollow ware	Blue Mocha tree on a white slip band	C19th	
18002	Mocha ware	1	1	1	BS	Hollow ware	Blue slip line above blue band w/ blue Mocha tree	C19th	
18002	Mocha ware	1	10	1	BS	?Lid	Grey-green band w/ black Mocha decoration; brown concentric lines in centre	C19th	
18002	Mocha ware	1	3	1	BS	Hollow ware	Blue Mocha pattern on white slip band	C19th	
18002	Mottled Coarseware	1	15	1	Handle	Jar/cistern	Mottled glaze w/ finger impression at one end	C18th	
18002	Mottled Coarseware	1	8	1	BS	Hollow ware	Mottled glaze int & ext; impressed lines ext	C18th	
18002	Mottled Coarseware	2	12	2	BS	Hollow ware	Mottled glaze int & ext	C18th	
18002	Mottled Creamware	1	1	1	BS	Hollow ware	Green & purple mottling ext	c.1740 – c.1820	
18002	Mottled ware type	1	13	1	Rim	Dish	Clear, slightly mottled glaze int only	C18th	Fine orange body; not the typical Manor fabric
18002	Moulded Creamware	1	1	1	BS	Hollow ware	Moulded pattern & rilled bands ext	c.1740 – c.1820	
18002	Moulded Creamware	1	1	1	BS	Hollow ware	Rilled band ext; green finish ext	c.1740 – c.1820	
18002	MW 1	10	30	10	BS	Hollow ware	Mottled glaze int & ext; rilled bands	C18th	

Context	Type	No	Wt	ENV	Part	Form	Decoration	Date range	Notes
							ext		
18002	MW 1	39	103	38	BS	Hollow ware	Mottled glaze int & ext	C18th	
18002	MW 1	8	14	8	Rim	Hollow ware	Mottled glaze int & ext; thin, slightly everted rim	C18th	
18002	MW 1	8	79	8	Footed base	Mug	Mottled glaze int & partially ext	C18th	
18002	MW 1	9	132	8	Footed base	Porringer	Mottled glaze int & partially ext	C18th	One overfired
18002	MW 1	1	7	1	Footed base	Porringer	Mottled glaze int & partially ext	C18th	Porringer base w/ handle stump
18002	MW 1	3	10	3	Base	Hollow ware	Mottled glaze int only	C18th	
18002	MW 1	20	100	20	Handle	Mug/porringer	Mottled glaze	C18th	
18002	MW 1	3	5	2	BS	Hollow ware	Mottled glaze int & ext	C18th	Waster w/ glaze over broken edges
18002	MW 1	1	9	1	BS	U/ID	Mottled glaze	C18th	Folded glazed sherds
18002	MW 1 type	5	26	5	BS & Base	Various	Overfired	C18th	Mug base & flatware sherds; all overfired
18002	MW 2	1	6	1	Handle	Hollow ware	Dark brown glaze	C18th	
18002	MW 2	1	16	1	Footed base	Porringer	Dark brown mottled glaze int & ext	C18th	Lump of saggar stuck to base
18002	MW type	2	9	2	BS	Dish	Mottled glaze int only	C18th	
18002	MW type	1	5	1	Rim	Dish	Mottled glaze int only	C18th	
18002	Pearlware	1	4	1	Rim	Plate	Plain rim; part of blue relief moulding on inner side of rim	E – MC19th	
18002	Pearlware	2	10	2	Ring foot base	Bowl	Hand painted blue curvilinear designs int	c.1780 – c.1840	Angular ring foot base
18002	Pearlware	1	6	1	Ring foot base	Cup/bowl	U/ID Blue hand painted design ext	c.1780 – c.1840	Angular ring foot base
18002	Pearlware	2	1	1	Rim	Cup/bowl	Blue linear design int	c.1780 – c.1840	
18002	Pearlware	1	1	1	Rim	Cup/bowl	Blue linear design int & more complex design ext	c.1780 – c.1840	
18002	Pearlware	3	3	3	BS	Cup/bowl	U/ID blue hand-painted designs ext	c.1780 – c.1840	
18002	Pearlware	3	3	3	BS	Cup/bowl	U/ID blue hand-painted designs int	c.1780 – c.1840	
18002	Pearlware	1	4	1	Ring foot base	Dish/bowl	Fine radial fluting int	c.1780 – c.1840	Angular ring foot base
18002	Pearlware	42	98	42	BS & flakes	Flatware	U/Dec	c.1780 – c.1840	
18002	Pearlware	17	286	17	BS	Hollow ware	U/Dec	c.1780 – c.1840	
18002	Pearlware	5	16	5	Footring base	Plate	U/Dec	c.1780 – c.1840	Slight bluing
18002	Pearlware	1	2	1	BS	Hollow ware	Rilled profile	c.1780 – c.1840	
18002	Pearlware	3	18	2	Ring foot base	Bowl	U/Dec	c.1780 – c.1840	Angular ring foot base
18002	Pearlware	3	6	3	Recessed base	Hollow ware	One w/ trace of TP design ext	c.1780 - c.1840	
18002	Pearlware	5	18	4	Rim & BS	Plate	Finely hand-painted brown floral	c.1780 – c.1840	One vessel

Context	Type	No	Wt	ENV	Part	Form	Decoration	Date range	Notes
							frieze on a yellow band around rim		
18002	Pearlware	1	4	1	Ring foot base	Hollow ware	U/ID hand painted design int	c.1780 – c.1840	Angular ring foot base
18002	Porcelain	1	12	1	BS	Fragment	?Figurine	C19th	
18002	Redware	5	82	5	BS	Bowl/pancheon	Clear glaze int only	C17th – EC18th	Flaked, chipped & abraded
18002	Redware	1	20	1	Rim	Bowl/pancheon	Clear glaze int on red slip	C17th – EC18th	
18002	Redware	1	20	1	Rim	?Bowl	Sharply everted, flat-topped rim	C17th – EC18th	
18002	Redware	1	21	1	BS	Bowl	Red slip ext, clear glaze int	C17th – C18th	
18002	Redware	1	26	1	Rim	Pancheon	Clear glaze int only	LC17th – C18th	Clubbed rim
18002	Redware type	1	8	1	Handle	Mug/jug	Clear glaze ext	C18th	Applied handle, broken at join
18002	Slip Banded CC ware	10	35	10	BS	Hollow ware	Multiple thin white slip lines ext	C19th	
18002	Slip Banded CC ware	2	9	2	Rim	Hollow ware	Thin white slip lines ext; slightly everted rim	C19th	
18002	Slip Banded CC ware	1	5	1	Rim	Hollow ware	White slip lines ext	C19th	
18002	Slip Banded CC ware	1	4	1	Rim	Bowl	Pale blue and white slip lines ext	C19th	
18002	Slip Banded CC ware	1	7	1	BS	Hollow ware	Groups of thin blue & white lines ext	C19th	
18002	Slip Banded CC ware	1	6	1	BS	Hollow ware	Multiple thin white lines w/ thin blue line ext	C19th	
18002	Slip Banded CC ware	4	9	4	BS	Hollow ware	Brown & white slip lines ext	C19th	
18002	Slip Banded CC ware	3	20	3	BS	Hollow ware	Brown slip lines ext	C19th	
18002	Slip Banded CC ware	1	10	1	BS	Hollow ware	White band & thin brown lines ext	C19th	
18002	Slip Banded CC ware	1	43	1	Rim	Bowl	Blue & white slip lines ext	C19th	Folded rim w/ cavity
18002	Slip Banded CC ware	1	3	1	Rim	Bowl	Brown & white slip lines ext	C19th	
18002	Slip Banded CC ware	1	2	1	Rim	Hollow ware	Brown & white slip lines below rim	C19th	
18002	Slip Banded CC ware	1	2	1	BS	Hollow ware	Blue & white slip lines ext	C19th	
18002	Slip Banded CC ware	1	3	1	BS	Mug	Raised ridge & blue slip line ext	C19th	
18002	Slip Banded CC ware	1	5	1	BS	Hollow ware	Blue & white slip lines ext	C19th	

Context	Type	No	Wt	ENV	Part	Form	Decoration	Date range	Notes
18002	Slip Banded CC ware	1	3	1	BS	Hollow ware	Blue slip lines ext; low relief moulded curvilinear pattern ext	C19th	
18002	Slip Banded CC ware	1	2	1	BS	Hollow ware	Blue & brown slip lines ext	C19th	
18002	Slip Banded CC ware	1	1	1	Rim	Bowl	White slip line ext	C19th	
18002	Slip Banded CC ware	1	2	1	Rim	Bowl	Blue slip line ext	C19th	
18002	Slip Banded CC ware	1	3	1	BS	Hollow ware	Thin blue & white slip lines ext	C19th	
18002	Slip Banded CC ware	1	1	1	BS	Hollow ware	Thin white slip lines ext	C19th	
18002	Slip Banded CC ware	1	1	1	Rim	Hollow ware	Blue & white slip lines ext	C19th	
18002	Slip Banded CC ware	1	2	1	BS	Hollow ware	Black & white slip lines ext	C19th	
18002	Slip Banded CC ware	1	1	1	BS	Hollow ware	Blue line ext	C19th	
18002	Slip Banded CC ware	1	1	1	BS	Hollow ware	Black slip line ext	C19th	
18002	Slip Coated Coarseware	1	45	1	BS	Hollow ware	Red slip ext under glaze; brown glaze int	C18th	Light buff to orange streaky fabric
18002	Slip Coated ware	1	3	1	BS	Hollow ware	Red slip int & partially ext on a buff body	C18th	
18002	Slip Coated ware	1	6	1	BS	Hollow ware	Red slip int & ext under clear glaze	C18th	
18002	Slip Coated ware	1	14	1	Base	Mug	Red slip under clear glaze int; mottled glaze ext	C18th	
18002	Slip Coated ware	1	5	1	Footed base	Mug	Red slip int only; mottled glaze ext	C18th	
18002	Slip Coated ware	2	7	2	BS	Hollow ware	Red slip under glaze int	C18th	
18002	Slip Coated ware	5	6	5	BS	Hollow ware	Red slip under glaze ext	C18th	
18002	Slip Coated ware	8	37	8	Rim & BS	Various	Red slip int and/or ext	C18th	Various vessels
18002	Slip Coated ware	1	1	1	BS	Hollow ware	Red slip under glaze	C18th	
18002	Slipware	1	3	1	Rim	Hollow ware	Irregular red slip discs ext	C18th	Buff fabric
18002	Slipware	1	6	1	Rim	Dish	Brown & white banded slip decoration int; pie crust rim	C18th	Press moulded dish
18002	Slipware	2	20	2	BS	Dish	White on red slip int; thin red lines & white bands int	C18th	Press moulded dish
18002	Slipware	1	26	1	Base	Dish	Red-brown on white feathered bands	C18th	Press moulded dish
18002	Slipware	1	5	1	BS	Dish	Black, red-brown & white parallel bands slip int	C18th	Press moulded dish

Context	Type	No	Wt	ENV	Part	Form	Decoration	Date range	Notes
18002	Slipware	1	4	1	Flake	Dish	Brown, red-brown & white feathered slip int	C18th	?Press moulded dish; ext surface missing
18002	Slipware	3	20	3	BS	Dish	Brown, red-brown and white slip curvilinear designs int	C18th	Press moulded dish
18002	Slipware	1	4	1	BS	Dish	Brown & white linear slip design int	C18th	Press moulded dish
18002	Slipware	1	5	1	BS	Dish	White curving lines on a dark brown background	C18th	Press moulded dish
18002	Slipware	1	6	1	BS	Dish	Brown & white slip int	C18th	Press moulded dish; red fabric
18002	Slipware	1	1	1	BS	Dish	Dark brown & white feathered slip bands	C18th	Press moulded dish
18002	Slipware	1	4	1	BS	Dish	Diffuse brown lines int	C18th	Press moulded dish; red fabric
18002	Slipware type	1	3	1	Flake	Hollow ware	Dark glaze ext w/ irregular light patches	C18th	
18002	Slipware type 1	1	1	1	Flake	U/ID	White trailed slip ext	C17th – EC18th	
18002	Sponge Printed ware	2	2	2	BS	Hollowware	Blue sponge printed designs ext	c.1840+	
18002	Sponged ware	4	58	4	BS	Hollow ware	Blue sponging ext	c.1830+	Unusual form
18002	Sponged ware	3	39	3	BS & handle	Hollow ware	Blue sponging ext	c.1830+	
18002	Sponged ware	1	10	1	Rim	Pie dish	Blue sponging on everted rim	c.1830+	
18002	Sponged ware	2	12	2	Rim	Dish	Moulded rim, blue sponging ext	c.1830+	
18002	Sponged ware	7	13	7	Rim & BS	Cup/bowl	Blue sponging ext	c.1830+	
18002	Sponged ware	1	3	1	BS	Carinated cup/bowl	Blue sponging ext	c.1830+	
18002	Sponged ware	8	26	8	Rim & footring base	Plate/saucer	Blue sponging int	C/1830+	
18002	Sponged ware	1	6	1	Handle	Jug	Blue sponging ext	c.1830+	
18002	Sponged ware	7	16	7	BS	Hollow ware	Blue sponging ext	c.1830+	
18002	Sponged ware	1	3	1	Footring base	Hollow ware	Blue sponging ext	c.1830+	
18002	Sponged ware	2	5	2	BS	Flatware	Blue sponging int	c.1830+	
18002	Sponged ware	2	1	2	Rim	?Hollow ware	Sponged design int	c.1830+	
18002	Sponged ware	1	2	1	Footring base	Plate	Blue sponging int	c.1830+	
18002	Stoneware	33	308	33	BS	Bottle	Green int & ext	MC19th – EC20th	
18002	Stoneware	1	37	1	Rim	Bottle	Brown ext, green int	C19th	
18002	Stoneware	1	18	1	Rim	Bottle	Green glaze; heavily blistered ext	C19th	
18002	Stoneware	1	4	1	BS	Jam jar	Fluted body	C19th	
18002	Stoneware	5	78	4	BS	?Flagon	Green ext, green/brown int	C19th	
18002	Stoneware	1	17	1	Rim	Bowl/dish	Brown ext, grey int	C19th	



Context	Type	No	Wt	ENV	Part	Form	Decoration	Date range	Notes
18002	Stoneware	3	19	3	BS/Shoulder	Bottle	Brown ext, green int	C19th	
18002	Stoneware	3	15	3	BS	Hollow ware	Pale grey-green int & ext	C19th	
18002	Stoneware	1	7	1	Base	Jam jar	Narrow fluting ext	C19th	
18002	Stoneware	1	8	1	BS	Hollow ware	U/Dec	C19th	Heavily burnt & discoloured
18002	Stoneware	1	2	1	Rim	?Bottle	Odd finish	C19th	
18002	Stoneware	1	9	1	Shoulder	Bottle	Green int & ext	C19th	Stamped 'EXTRA ...'
18002	Stoneware	1	4	1	BS	Bottle	Green int & ext	C19th	Stamped 'MANSF...'
18002	Stoneware	1	3	1	BS	Bottle/flagon	Green int & ext	C19th	Stamped 'OLD ...'
18002	Stoneware	1	1	1	BS	Hollow ware	Green glaze int & ext	M - LC19th	
18002	Tin Glazed Earthenware	1	7	1	Rim	Plate	Hand-painted blue linear design int	MC16th – MC18th	
18002	Tin Glazed Earthenware	1	1	1	BS	Flatware	U/Dec	MC16th – MC18th	
18002	Tin Glazed Earthenware	1	1	1	BS	Flatware	Thin blue line ext	MC16th – MC18th	
18002	TP Bone China	1	5	1	Rim	Plate	Chinese landscape border	C19th	
18002	TP Bone China	2	14	1	Footring base	Plate	Purple TP Chinese garden design w/ overglaze painted red & green detailing	M – LC19th	
18002	TP Bone China	1	10	1	Rim	Hollow ware	Black printed design of buildings in circular cartouche; pink, blue & gold background	M – LC19th	
18002	TP Bone China	1	2	1	BS	Hollow ware	Fibre/Sea Grass pattern ext	M – LC19th	
18002	TP Bone China	2	6	2	Rim & BS	Hollow ware	Brown printed holly design w/ gold lustre detailing	M – LC19th	Christmas design
18002	TP Bone China	1	6	1	Footring base	Plate/saucer	Brown printed holly design w/ gold lustre detailing	M – LC19th	Christmas design
18002	TP Bone China	1	5	1	BS & handle	Cup	U/ID TP design ext	M – LC19th	
18002	TP Bone China	1	7	1	Footring base	Plate	Curvilinear blue design int	M – LC19th	
18002	TP Bone China	1	3	1	Rim	Flatware	Orange overglaze printed geometric border int	C19th	
18002	TP Pearlware	1	6	1	Footring base	Soup plate	Black printed design; U/ID	c.1780 – c.1840	
18002	TP Pearlware	1	3	1	Recessed base	Bowl	Black printed leaf/bough design int	c.1780 – c.1840	
18002	TP Pearlware	2	24	1	Footring base	Bowl	Elaborate floral design int	c.1780 – c.1840	Rounded footring base; slight bluing
18002	TP Pearlware	1	5	1	Ring foot base	Bowl/dish	Dark blue leaf/foilage design int	c.1780 – c.1840	Angular ring foot
18002	TP Pearlware	1	1	1	Ring foot base	Bowl/dish	Rural scene w/ house int	c.1780 – c.1840	Angular ring foot
18002	TP Pearlware	2	4	2	BS/Flake	Hollow ware	U/ID design w/ figure ext	c.1780 – c.1840	

Context	Type	No	Wt	ENV	Part	Form	Decoration	Date range	Notes
18002	TP Pearlware	39	30	39	BS	Various	U/ID TP designs	M – LC19th	Mainly hollow ware but could include some flatwares
18002	TP Pearlware	2	2	2	Rim	Sup/bowl	Blue printed oak leaf pattern int; dull gold line on rim	c.1780 – c.1840	
18002	TP Pearlware	1	6	1	Footring base	Bowl	U/ID dark blue TP design ext	c.1780 - c.1840	
18002	TP Pearlware	1	6	1	Footed base	Mug	U/ID TP design ext	c.1780 – c.1840	
18002	TP Pearlware	1	3	1	Rim	Saucer	U/ID floral design int	c.1780 – c.1840	
18002	TP Whiteware	10	87	10	Flat base, BS & Rim	Plate	Wild Rose	M – LC19th	
18002	TP Whiteware	5	25	5	Rim & BS	Plate	Albion	M – LC19th	
18002	TP Whiteware	1	14	1	Rim	Bowl	Barker's Gem; sepia printed design & raised blobs on rim	c.1839 – c.1893	Don Pottery
18002	TP Whiteware	3	17	3	Rim & BS	Plate	Barker's Gem	c.1839 – c.1893	Don Pottery
18002	TP Whiteware	2	13	1	BS	Hollow ware	Sepia printed naval scene w/ two sailing vessels	M – LC19th	
18002	TP Whiteware	1	2	1	Rim	Bowl	Blue Sea Grass/Fibre design int & ext	C19th	
18002	TP Whiteware	1	2	1	BS	Hollow ware	Blue grey Fibre/Sea Grass pattern int & ext	C19th	
18002	TP Whiteware	1	14	1	Footring base	Dish/bowl	Green printed bramble leaf design int	M – LC19th	
18002	TP Whiteware	1	8	1	Double footring base	Plate	Green printed Willow	M – LC19th	
18002	TP Whiteware	1	2	1	Rim	Plate	Purple printed floral design int	M – LC19th	
18002	TP Whiteware	1	10	1	BS	Flatware	?Chinese landscape	M – LC19th	
18002	TP Whiteware	1	2	1	Handle	Mug/jug	U/ID black printed design on spine of rim	M – LC19th	
18002	TP Whiteware	2	5	2	BS	Hollow ware	Black printed design ext; U/ID	M – LC19th	
18002	TP Whiteware	1	5	1	BS	Hollow ware	U/ID Green printed decoration ext	M – LC19th	
18002	TP Whiteware	1	3	1	Footring base	Flatware	Green printed rural/garden scene	M – LC19th	?Could be Pearlware
18002	TP Whiteware	1	1	1	Rim	Dish	Brown printed geometric design on rim	M – LC19th	
18002	TP Whiteware	1	3	1	Rim	Plate	Green printed intersecting wavy line around rim	M – LC19th	
18002	TP Whiteware	1	6	1	BS	U/ID	Red printed rural pattern int & ext; wavy surface on one side	M – LC19th	
18002	TP Whiteware	1	3	1	BS	Flatware	Black printed leaf, flower & tendril design int; U/ID ext	M – LC19th	
18002	TP Whiteware	2	1	2	Flake	Flatware	U/ID TP design int	M – LC19th	

Context	Type	No	Wt	ENV	Part	Form	Decoration	Date range	Notes
18002	TP Whiteware	1	2	1	BS	Hollow ware	Black printed design ext	M – LC19th	
18002	TP Whiteware	1	1	1	BS	Hollow ware	Black printed design w/ bird's head	M – LC19th	
18002	TP Whiteware	1	1	1	BS	Flatware	Religious design w/ cross int	M – LC19th	
18002	TP Whiteware	1	2	1	BS	Hollow ware	Green printed geometric design int & ext	M – LC19th	
18002	TP Whiteware	1	1	1	BS	Flatware	Green printed leaf design int	M – LC19th	
18002	TP Whiteware	1	1	1	Rim	Cup/bowl	Red printed design int & ext	M – LC19th	
18002	TP Whiteware	1	2	1	BS	Flatware	U/ID black TP design int	M – LC19th	
18002	TP Whiteware	1	2	1	Rim	Plate	U/ID green printed TP design int	M – LC19th	
18002	TP Whiteware	1	1	1	BS	Hollow ware	U/ID TP design ext	M – LC19th	
18002	TP Whiteware	1	3	1	BS	Flatware	U/ID sepia printed design ext	C19th	Odd sherd
18002	TP Whiteware	9	26	9	BS	Flatware	Dark 'Flow Blue' curvilinear geometric design int	c.1840+	
18002	TP Whiteware	2	9	2	Double footring base	Flatware	U/ID dark 'Flow Blue' design int	c.1840+	
18002	TP Whiteware	1	5	1	BS	Flatware	Dark 'Flow Blue' /floral design int; heavy bluing int & ext	c.1840+	
18002	TP Whiteware	3	9	3	Rim	Plate	?Dark 'Flow Blue' possibly Wild Rose	c.1840+	
18002	TP Whiteware	8	10	8	Rim & BS	Hollow ware	Dark 'Flow Blue' designs int & ext	c.1840+	
18002	TP Whiteware	1	4	1	Footed base	Mug	Ridge above footed base; Flow Blue decoration ext	c.1840+	
18002	TP Whiteware	1	1	1	BS	Hollow ware	Very dark 'Flow Blue' design ext	c.1840+	
18002	TP Whiteware	1	2	1	BS	Flatware	Dark blue TP design int; U/ID	M – LC19th	
18002	TP Whiteware	1	2	1	BS	Hollow ware	U/ID TP 'Flow Blue' design ext	c.1840+	
18002	TP Whiteware	2	19	1	Rim	Plate	Floral border	M – LC19th	
18002	TP Whiteware	6	59	6	BS	Flatware	Floral designs int	M – LC19th	
18002	TP Whiteware	1	13	1	BS & handle stump	Hollow ware	Moulded handle terminal	M – LC19th	
18002	TP Whiteware	3	30	3	Rim & BS	?Carver/server	Floral design int	M – LC19th	Probably one vessel;
18002	TP Whiteware	1	21	1	Footring base	Flatware	Blue-grey print w/ figures int	M – LC19th	
18002	TP Whiteware	2	14	2	BS & footring base	Plate	Albion	M – LC19th	
18002	TP Whiteware	2	6	2	Rim	?Saucer	Leaf & branch design int	M – LC19th	
18002	TP Whiteware	1	9	1	Rim	Cup/bowl	Bright blue leaf & flower design int & ext	M – LC19th	
18002	TP Whiteware	1	4	1	Spout	Jug	U/ID design int & ext	M – LC19th	
18002	TP Whiteware	2	3	2	Handle	Cup	U/ID TP design on spine of handle	M – LC19th	

Context	Type	No	Wt	ENV	Part	Form	Decoration	Date range	Notes
18002	TP Whiteware	1	5	1	Handle	?Jug	Geometric design on spine of handle	M – LC19th	
18002	TP Whiteware	3	11	3	BS/?Spout	?Jug	U/ID TP design ext	M – LC19th	
18002	TP Whiteware	1	29	1	Footring base	Flatware	?Eton College int	M – LC19th	
18002	TP Whiteware	1	8	1	Footring base	Plate	?Asiatic Pheasants	M – LC19th	
18002	TP Whiteware	1	5	1	Footring base	Plate	U/ID TP design int	M – LC19th	
18002	TP Whiteware	4	21	4	BS	Plate	U/ID floral/rural scenes int	M – LC19th	
18002	TP Whiteware	4	32	4	Rim & BS	Flatware	Unusual zig-zag design int	M – LC19th	Probably one vessel
18002	TP Whiteware	1	5	1	Rim	Hollow ware	Floral design ext; scroll-pattern int	M – LC19th	
18002	TP Whiteware	44	56	44	BS & flakes	Various	U/ID TP designs	M – LC19th	Hollow ware & flatware
18002	TP Whiteware	1	8	1	Flat base	Bowl	Dark blue rural scene w/ trees int only	M – LC19th	Could be Pearlware; slightly discoloured
18002	TP Whiteware	3	5	3	Rim	Cup/bowl	U/ID TP designs int & ext	M – LC19th	
18002	TP Whiteware	6	16	6	Rim	Cup/bowl	Various Chinese landscapes & borders int & ext	M – LC19th	
18002	TP Whiteware	14	44	14	Rim & BS	Flatware	Chinese landscapes & borders	M – LC19th	
18002	TP Whiteware	14	36	14	BS	Flatware	Various U/ID TP designs int	M – LC19th	
18002	TP Whiteware	3	8	3	Rim	Saucer	U/ID floral designs int	M – LC19th	
18002	TP Whiteware	18	53	18	BS	Flatware	U/ID TP designs int	C19th	
18002	TP Whiteware	23	103	23	Rim	Plate	Willow	M – LC19th	
18002	TP Whiteware	33	101	33	BS & Base	Plate	Willow	M – LC19th	
18002	TP Whiteware	1	27	1	Footring base	Server/tureen	Willow	M – LC19th	
18002	TP Whiteware	3	5	3	BS	Flatware	U/ID Flow Blue designs int	c.1840+	
18002	TP Whiteware	1	6	1	Lug handle	Hollow ware	Small tureen or bowl handle; moulded w/ u/id TP design ext	M – LC19th	
18002	TP Whiteware	1	3	1	Ring foot base	Hollow ware	U/ID cellular pattern ext	M – LC19th	
18002	TP Whiteware	1	7	1	BS	U/ID	U/ID TP designs int & ext	M – LC19th	
18002	TP Whiteware	13	33	13	BS	Hollow ware	U/ID TP designs ext	M – LC19th	
18002	TP Whiteware	1	2	1	BS	Hollow ware	Grey printed Fibre/Sea Grass pattern ext	M – LC19th	
18002	TP Whiteware	1	2	1	BS	Hollow ware	Blue printed Fibre / Sea Grass pattern int & ext	M – LC19th	
18002	TP Whiteware	1	2	1	BS	Hollow ware	U/ID TP design ext	M – LC19th	Carinated profile
18002	TP Whiteware	1	6	1	BS	Hollow ware	U/ID TP design ext	M – LC19th	
18002	TP Whiteware	1	3	1	Base	Cup/bowl	U/ID TP design w/ figure int	M – LC19th	
18002	TP Whiteware	1	3	1	Rim	Hollow ware	U/ID TP design int & ext	M – LC19th	
18002	TP Whiteware	1	3	1	Footring base	?Flatware	Probable Flow Blue design	c.1840+	

Context	Type	No	Wt	ENV	Part	Form	Decoration	Date range	Notes
18002	TP Whiteware	1	5	1	Double footring base	Plate	U/ID TP design int	M – LC19th	Crazed & discoloured
18002	TP Whiteware	1	2	1	BS	Hollow ware	Finely printed floral design int & ext	M – LC19th	
18002	TP Whiteware	1	2	1	BS	Hollow ware	U/ID TP design int & ext; tree ext, geometric int	M – LC19th	
18002	TP Whiteware	1	3	1	Base	Flatware	?Asiatic Pheasants	M – LC19th	
18002	TP Whiteware	1	2	1	Rim	Plate	Geometric frieze int	M – LC19th	
18002	TP Whiteware	1	1	1	Rim	Hollow ware	Purple printed frieze int	M – LC19th	
18002	TP Whiteware	1	1	1	Rim/flake	Cup/bowl	U/ID dark blue design ext	M – LC19th	
18002	TP Whiteware	1	1	1	BS	?Flatware	Dark blue leaf & tendril design int	MC19th – EC20th	
18002	URE	1	141	1	Rim	Jar	U/Dec	C18th – C19th	Collared rim
18002	URE	1	36	1	Base	Hollow ware	Red slip ext	LC17th – C18th	Knife trimmed ext
18002	URE	5	50	5	BS	Hollow ware	U/Dec	LC18th – C19th	
18002	URE	2	41	2	Base	?Flowerpot	U/Dec	C19th	?Flowerpot
18002	URE	1	20	1	Rim	?Flowerpot	U/Dec	C19th	Clubbed rim
18002	URE	1	9	1	Rim	?Flowerpot	U/Dec	C19th	
18002	URE	1	6	1	Recessed base	Flowerpot	Incised lines ext	C19th	Recessed base
18002	URE	1	17	1	Ring foot base	U/ID	U/Dec	C19th	Turned ring foot base
18002	URE	1	54	1	Rim	Hollow ware	U/Dec	C18th – C19th	
18002	URE	3	38	3	BS	Hollow ware	U/Dec	C18th – C19th	
18002	White Granite type	1	15	1	Footring base	Plate	U/Dec	MC19th – EC20th	Part of printed mark on base; J.J B .../ INR.../NEW...'
18002	White Granite type	2	11	2	BS	Hollow ware	U/Dec	MC19th – EC20th	
18002	White Granite type	2	10	2	Rim	Flatware	Low relief moulding around rim	MC19th – EC20th	
18002	White Granite type	2	11	2	Rim & BS	Hollow ware	Moulded ribbed body	MC19th – EC20th	
18002	White Granite type	1	3	1	Rim	Hollow ware	Moulded fluting ext	MC19th – EC20th	
18002	Whiteware	5	30	5	Fragments	Figurines	Various ornament frags inc at least one figure	C19th	Press moulded fragments
18002	Whiteware	2	6	2	BS	Hollow ware	Relief moulding ext	M – LC19th	
18002	Whiteware	1	4	1	Rim	Plate	Moulded (?floral) design int	M – LC19th	
18002	Whiteware	33	110	33	BS	Hollow ware	U/Dec	M – LC19th	
18002	Whiteware	8	23	8	BS	Flatware	U/Dec	M – LC19th	
18002	Whiteware	2	3	2	BS	Hollow ware	U/Dec	M – LC19th	
18002	Whiteware	12	59	12	Footring base	Plate	U/Dec	M – LC19th	Some ambiguous, may include light Pearlware
18002	Whiteware	3	15	3	BS	Hollow ware	Low relief moulding ext	M – LC19th	

Context	Type	No	Wt	ENV	Part	Form	Decoration	Date range	Notes
18002	Whiteware	8	94	8	Ring foot base	Bowl	U/Dec	M – LC19th	Chipped & flaked
18002	Whiteware	5	15	5	Base	Hollow ware	U/Dec	M – LC19th	Flaked & chipped fragments
18002	Whiteware	5	20	5	Rim	Hollow ware	U/Dec	M – LC19th	
18002	Whiteware	1	3	1	Handle	Mug/Jug	Moulded handle terminal	M – LC19th	
18002	Whiteware	1	20	1	Rim	Bowl	U/Dec	M – LC19th	
18002	Whiteware	1	8	1	Flat base	Pie dish	U/Dec	M – LC19th	
18002	Whiteware	1	6	1	BS	Carinated bowl	U/Dec	M – LC19th	
18002	Whiteware	1	2	1	Rim	Flatware	U/Dec	M – LC19th	
18002	Whiteware	1	2	1	BS	Hollow ware	Relief banded ware	M – LC19th	
18002	Whiteware	1	3	1	Handle	Mug/jug	U/Dec	M – LC19th	
18002	Whiteware	1	2	1	Semi-recessed base	?Cup	U/Dec	M – LC19th	
18002	Whiteware	1	7	1	Ring foot base	Hollow ware	U/Dec	M – LC19th	
18002	Whiteware	1	2	1	Base	Hollow ware	Moulded foot	M – LC19th	
18002	Whiteware	2	8	2	Base & BS	Hollow ware	Hand painted 'Flow Blue' pattern ext	c.1840+	
18002	Whiteware	1	7	1	Rim	Hollow ware	U/Dec	M – LC19th	
18002	Whiteware	1	5	1	Rim	Hollow ware	Fluted ext	M – LC19th	
18002	Whiteware	1	8	1	Footring base	Flatware	Radial fluting ext	M – LC19th	
18002	Whiteware	1	3	1	Rim	Hollow ware	U/Dec	M – LC19th	Discoloured
18002	Whiteware	1	3	1	Rim & handle	Mug/jug	Hand painted blue & green stylised leaf frieze int w/ black line	M - LC19th	
18002	Whiteware	1	4	1	BS	Flatware	Hand painted green stylised leaf design int	M – LC19th	
18002	Whiteware	1	9	1	BS	Hollow ware	Grey hand painted lobate design ext	M – LC19th	
18002	Whiteware	1	12	1	Rim	Plate	Hand painted red, green & blue floral design int	M – LC19th	
18002	Whiteware	1	6	1	Ring foot base	Cup/bowl	Hand painted green design int	M - LC19th	
18002	Whiteware	1	8	1	BS	Hollow ware	Hand painted red & green floral design w/ black stems ext	M – LC19th	
18002	Whiteware	1	1	1	Flake	U/ID	Red & blue hand painted floral design int	M – LC19th	
18002	Whiteware	1	2	1	Rim	Hollow ware	U/ID red design ext	M – LC19th	
18002	Whiteware	2	3	2	BS	Hollow ware	U/ID hand painted green design ext	M – LC19th	
18002	Whiteware	6	5	6	BS	Hollow ware	Various small fragments of hand painted designs ext; red blue & green	M – LC19th	

Context	Type	No	Wt	ENV	Part	Form	Decoration	Date range	Notes
18002	Whiteware	1	2	1	BS	Hollow ware	U/ID red, blue & black hand painted design ext	M – LC19th	
18002	Whiteware	1	1	1	Rim	Bowl	Yellow band & thin brown lines int	C19th	Could be Pearlware
18002	Whiteware	2	4	2	BS	Hollow ware	One w/ black line, one w/ purple line ext	M – LC19th	
18002	Whiteware	1	1	1	BS	Hollow ware	Thin blue line int	M – LC19th	
18002	WSGSW	1	9	1	Rim	Plate	Moulded dot, diaper & basket pattern around rim	c.1720 – c.1780	
18002	WSGSW	1	1	1	Rim	Bowl	U/Dec	c.1720 – c.1780	Plain rim
18002	WSGSW	4	9	4	BS	Hollow ware	U/Dec	c.1720 – c.1780	
18002	WSGSW	3	13	3	Flat base	Dish	U/Dec	c.1720 – c.1780	
18002	WSGSW	4	23	4	BS	Flatware	U/Dec	c.1720 – c.1780	
18002	WSGSW	1	1	1	BS	Cup/bowl	U/Dec	c.1720 – c.1780	
18002	WSGSW	1	1	1	Rim	Bowl	Scratch-blue linear design int	c.1720 – c.1780	
18002	WSGSW	1	11	1	Base	U/ID	U/Dec	c.1720 – c.1780	
18002	WSGSW	1	3	1	BS	Plate	U/Dec	c.1720 – c.1780	
18002	WSGSW	1	2	1	BS	Hollow ware	Relief banded hollow ware	c.1720 – c.1780	
18002	WSGSW	1	1	1	BS	Flatware	U/Dec	c.1720 – c.1780	
18002	WSGSW	1	2	1	BS	Cup/bowl	Scratch blue design ext	c.1720 – c.1780	
18002	WSGSW	1	2	1	BS	Flatware	U/Dec	c.1720 – c.1780	
18002	YGCW	1	11	1	BS	Hollow ware	White slip int under mottled glaze	C18th	
18003	?Late Blackware	1	3	1	BS	U/ID	Black glaze int only	C18th	Burnt deposit ext
18003	?Pearlware	1	1	1	BS	Hollow ware	Hand-painted blue design int	c.1780 – c.1840	
18003	?Stoneware	1	30	1	Base	Hollow ware	U/ID	LC18th – C19th	Footed base; heavily burnt
18003	?TP Whiteware	1	2	1	Flake	Hollow ware	U/ID TP design ext	M – LC19th	
18003	?Whiteware	9	5	9	BS & flakes	Flatware	?Flatware	M – LC19th	
18003	?Whiteware	2	2	2	Footring base & BS	Plate	Hand-painted green & red design int	M – LC19th	
18003	?Whiteware	1	2	1	Ring foot base	?Cup/bowl	U/Dec	?LC18th – C19th	Heavily burnt
18003	BGCW	12	101	12	Base & BS	Bowl/dish	Brown glaze int only	C18th - EC19th	
18003	BGCW	1	12	1	BS	Hollow ware	Brown glaze ext only	C18th – EC19th	
18003	BGCW	2	12	2	BS	Hollow ware	Brown glaze int & ext	C18th – EC19th	
18003	Bone China	1	2	1	Rim	Hollow ware	U/Dec	M – LC19th	
18003	Bone China	2	2	2	BS	Hollow ware	U/Dec	M – LC19th	
18003	BSGSW	10	33	10	BS	Hollow ware	U/Dec	LC18th & C19th	
18003	BSGSW	1	22	1	Lid-seated rim	Jar	Ridges & grooves ext	C19th	

Context	Type	No	Wt	ENV	Part	Form	Decoration	Date range	Notes
18003	BSGSW	1	3	1	Rim	Bowl	Incised lines ext	C19th	
18003	BSGSW	1	1	1	BS	Hollow ware	Incised line ext	C18th	
18003	BSGSW	3	3	3	BS	Hollow ware	Incised lines ext	C19th	
18003	BSGSW	1	1	1	Rim	Hollow ware	Incised line ext	LC18th – C19th	
18003	BSGSW	1	2	1	BS	Hollow ware	Stamped 'V' motifs ext	C19th	
18003	Cane Coloured ware	1	9	1	Flat base	Pie dish	U/Dec	C19th	
18003	Cane Coloured ware	2	3	2	Rim	Hollow ware	U/Dec	C19th	
18003	Creamware	2	7	2	Rim	Plate	U/Dec	c.1740 – c.1820	
18003	Creamware	11	18	11	BS & flakes	Flatware	U/Dec	c.1740 – c.1820	
18003	Late Blackware	18	53	18	BS	Hollow ware	Black glaze int & ext	C18th	
18003	Late Blackware	2	7	2	Rim	Hollow ware	Black glaze int & ext	C18th	
18003	Late Blackware	1	23	1	BS	Hollow ware	Black glaze int & partially ext	C18th	Larger vessel
18003	Late Blackware	1	4	1	BS	Hollow ware	Raised ridge ext	C18th	
18003	Mottled ware type	3	11	3	BS	Flatware	Mottled glaze int only	C18th	
18003	MW 1	6	7	6	BS	Hollow ware	Mottled glaze int & ext	C18th	
18003	MW 1	1	6	1	Footed base	Hollow ware	Mottled glaze int & partially ext	C18th	
18003	MW 1	1	1	1	BS	Mug	Rilled band & mottled glaze	C18th	
18003	MW 1	1	10	1	BS & Handle	Mug	Mottled glaze int & ext	C18th	
18003	MW 1	1	2	1	Handle	Mug	Mottled glaze	C18th	
18003	MW 1	1	2	1	Rim	Dish	Mottled glaze int only; unglazed ext	C18th	Wheel-thrown plate
18003	MW 1	1	1	1	Rim	Hollow ware	Mottled glaze int & ext	C18th	
18003	MW 1	1	3	1	BS	Flatware	Mottled glaze int only	C18th	
18003	MW 1 type	2	7	2	BS	Hollow ware	Limited mottling but some zoning of darker colour	C18th	
18003	Pearlware	1	2	1	BS	Hollow ware	Hand-painted blue design ext	c.1780 – c.1840	
18003	Pearlware	1	2	1	Rim	Hollow ware	Hand painted linear decoration ext	c.1780 – c.1840	
18003	Pearlware	1	1	1	Rim	Cup/bowl	Blue linear pattern inside rim int	c.1780 – c.1840	
18003	Pearlware	1	1	1	BS	Hollow ware	Hand-painted blue & green p-painted decoration ext	c.1780 – c.1840	
18003	Slip Coated ware	2	5	2	BS	Hollow ware	Clear glaze int & ext w/ red slip on ext surface	C18th	
18003	Slipware	2	17	2	BS	Dish	Brown, red-brown and white slip int; banded & feathered	C18th	Press-moulded dishes
18003	Slipware	1	1	1	BS	Hollow ware	White slip ext w/ incised sgraffito style decoration	C18th	Banded body (red & white clay) gives a banded effect



Context	Type	No	Wt	ENV	Part	Form	Decoration	Date range	Notes
18003	Sponged ware	1	1	1	BS	Hollow ware	Blue sponging int & ext	c.1830+	
18003	Tin Glazed Earthenware	1	1	1	BS	Flatware	Thin blue lines int & ext	MC16th – MC18th	
18003	TP Pearlware	1	1	1	BS	Hollow ware	U/ID TP design ext	c.1780 – c.1840	
18003	TP Pearlware	3	2	3	BS	Flatware	U/ID TP designs int	c.1780 – c.1840	
18003	TP Whiteware	1	11	2	Rim	Plate	Asiatic Pheasants	M – LC19th	
18003	TP Whiteware	1	1	1	Rim	Flatware	U/ID TP design int	M – LC19th	
18003	U/ID Overfired	2	8	2	BS	U/ID	U/ID	C18th – C19th	Heavily burnt/overfired fragments
18003	Utilitarian ware	1	1	1	Fragment	U/ID	U/ID	C18th – C19th	Oxidised fragment; flake
18003	Whiteware	1	3	1	BS	Cup/bowl	Dark brown lines inside & outside rim	M – LC19th	
18003	WSGSW	1	6	1	BS	Flatware	U/Dec	c.1720 – c.1780	
18003	WSGSW	1	1	1	BS	Hollow ware	U/Dec	c.1720 – c.1780	
18004	?BGCW	1	3	1	Flake	Hollow ware	Blistered glaze on one side	?C18th – C19th	Flake
18004	?Edged ware	2	10	2	Rim flakes	Flatware	Trace of blue paint on rim	EC19th	Flaked
18004	BGCW	2	8	2	BS	Hollow ware	Brown glaze int	C18th – C19th	
18004	BGFW	2	16	2	BS	Hollow ware	Brown glaze int & ext	C18th – C19th	
18004	BSGSW	1	1	1	BS	Hollow ware	U/Dec	C18th	
18004	Cane Coloured ware	1	4	1	BS	Hollow ware	U/Dec	C19th	
18004	Creamware	1	1	1	Flake	Flatware	U/Dec	c.1740 – c.1840	
18004	Creamware	1	2	1	BS	Hollow ware	Green & purple-brown mottling int & ext	c.1740 – c.1840	
18004	Mottled ware	2	2	2	BS	Hollow ware	Rilled ext	C18th	
18004	Mottled ware	1	1	1	BS	Hollow ware	Mottled int & ext	C18th	
18004	Slip Banded CC ware	1	3	1	BS	Hollow ware	White slip line ext	C19th	
18004	Stoneware	1	3	1	Base	Hollow ware	U/Dec	LC18th – C19th	
18004	TP Whiteware	1	2	1	BS	Hollow ware	Leaf & tendril pattern int & ext	M – LC19th	
18004	TP Whiteware	1	3	1	BS	Flatware	U/ID Flow Blue design	c.1840+	
18004	WSGSW	1	1	1	Flat base	Hollow ware	U/Dec	c.1720 – c.1780	
18006	BGCW	1	183	1	Rim	Pancheon	Brown glaze int	C18th – C19th	
18006	BGCW	2	80	1	BS & Handle	Pancheon/jar	Brown glaze int	C18th – C19th	Lateral lug-like handle
18006	BGCW	1	82	1	Rim	Jar	Brown glaze int	C18th – C19th	Flat-topped collared rim
18006	BGCW	6	47	6	BS	Pancheon/bowl	Brown glaze int	C18th – C19th	
18006	BGCW	1	44	1	Base	Pancheon/bowl	Brown glaze int	C18th	Knife trimmed ext

Context	Type	No	Wt	ENV	Part	Form	Decoration	Date range	Notes
18006	BGCW	1	38	1	Base	Pancheon	Brown glaze int	C18th – C19th	
18006	BGCW type	1	17	1	BS	Hollow ware	Brown glaze ext only	C18th	
18006	BGFW	3	40	3	Footed base	Porringer	Brown glaze int	C18th	Form is Late Blackware but fabric is BGFW
18006	BGFW	4	35	4	BS	Hollow ware	Brown glaze int & ext	C18th	Orange fabric
18006	BGFW type	2	11	2	BS	U/ID	Brown glaze on one side only	C18th – EC19th	
18006	BSGSW	7	44	7	BS	Hollow ware	U/Dec	LC18th – C19th	
18006	BSGSW	1	48	1	Ring foot base	Bowl	U/Dec	LC18th – C19th	
18006	BSGSW	2	41	2	Footed base	Bowl	U/Dec	LC18th – C19th	
18006	BSGSW	1	8	1	Recessed base	Mug/tankard	Bulged foot w/ raised ridge above foot & small ring-foot	C18th	Pale brown finish
18006	BSGSW	1	2	1	Rim	Hollow ware	Fine groove below rim	C18th	
18006	BSGSW	1	2	1	Handle	Mug/tankard	Grooves on top of handle	C18th	
18006	BSGSW	1	2	1	BS	Hollow ware	Incised lines ext	C18th	
18006	Creamware	4	10	4	BS	Flatware	U/Dec	c.1740 – c.1820	
18006	Creamware	2	18	2	Rim	Plate	U/Dec	c.1740 – c.1820	
18006	Creamware	1	4	1	Rim	Plate	Moulded pattern on rim	c.1740 – c.1820	
18006	Creamware	1	5	1	Rim & handle	Gravy boat	Moulded fluting	c.1740 – c.1820	
18006	Creamware	1	4	1	Footring base	Plate	U/Dec	c.1740 – c.1820	
18006	Creamware	1	11	1	Ring foot base	Bowl	U/Dec	c.1740 – c.1820	Angular ring foot base
18006	Creamware	1	2	1	Ring foot base	Cup/bowl	U/Dec	c.1740 – c.1820	Angular ring foot base
18006	Creamware	1	3	1	BS	Hollow ware	Hand painted overglaze red & green floral design ext	c.1740 – c.1820	
18006	Creamware	1	1	1	Rim	Plate	U/Dec	c.1740 – c.1820	
18006	Creamware	3	3	3	BS	Hollow ware	U/Dec	c.1740 – c.1820	
18006	Creamware	1	1	1	Fragment	?Jug	Applied moulded plaque or handle terminal	c.1740 – c.1820	
18006	Late Blackware	17	112	17	BS	Hollow ware	Black glaze int & partial ext	C18th	Hard fine red fabric
18006	Late Blackware	1	28	1	Footed base	Porringer	Black glaze int & partially ext	C18th	Hard fine red fabric
18006	Late Blackware	1	35	1	BS & handle stump	Jug	Black glaze int & ext	C18th	Hard fine red fabric
18006	Late Blackware	3	31	3	Base	Hollow ware	Black glaze int	C18th	Hard fine red fabric
18006	Late Blackware	2	60	1	BS	Hollow ware	Black glaze int & ext	C18th	Larger vessel; hard, fine fabric
18006	Late Blackware	1	36	1	BS & handle	Jar	Black glaze int & ext	C18th	Lateral lug-like handle
18006	Late Blackware	2	4	2	Rim	Hollow ware	Black glaze int & ext	C18th	Slightly everted rim
18006	Late Blackware	1	22	1	Base	Hollow ware	Black glaze int	C18th	

Context	Type	No	Wt	ENV	Part	Form	Decoration	Date range	Notes
18006	Late Blackware type	5	48	5	BS	Hollow ware	Black glaze int only	C18th	Various fabrics
18006	Late Blackware type	4	10	4	BS	Hollow ware	Black glaze int & ext	C18th	Various fabrics
18006	Late Blackware type	1	18	1	Rim	Dish/bowl	Brown glaze int only	C18th	Hard, dense red fabric; lid-seated rim
18006	Mottled Coarseware	4	81	4	BS	Hollow ware	Mottled glaze int & ext	C18th	
18006	Mottled Coarseware	1	26	1	Rim	Pancheon	Mottled glaze int	C18th	Rounded clubbed rim
18006	Mottled Coarseware	1	37	1	BS	Pancheon/dish	Mottled glaze int only	C18th	Unusually dense, even fabric
18006	Mottled Coarseware	2	21	1	BS	Hollow ware	Dark mottled glaze int	C18th	
18006	Mottled Coarseware	1	49	1	Footed base	Hollow ware	Mottled glaze int only	C18th	
18006	Mottled ware	1	7	1	Rim	Dish	U/Dec; misfired	C18th	Overfired; lump of blistered glaze ext
18006	MW 1	2	25	2	BS	Mug/tankard	Mottled glaze int & ext	C18th	
18006	MW 1	1	9	1	Base	Hollow ware	Mottled glaze int & ext	C18th	
18006	MW 1	1	7	1	Base	Hollow ware	Mottled glaze int only	C18th	
18006	MW 1	2	4	2	BS	Hollow ware	Mottled glaze int & ext	C18th	
18006	MW 1	1	5	1	Rim	Hollow ware	Shiny black glaze int & ext	C18th	
18006	Pearlware	1	1	1	BS	Bowl	Hand painted blue decoration ext	c.1780 – c.1840	
18006	Pearlware	1	1	1	Recessed base	Hollow ware	U/ID blue band ext	c.1780 – c.1840	
18006	Porcelain	1	2	1	Ring foot base	Cup/bowl	Overglaze painted decoration ext	?C18th – C19th	?Imported
18006	Redware	2	49	2	Rim	Dish/pancheon	Clear glaze int	C17th – EC18th	
18006	Slip Coated ware	1	9	1	BS	Hollow ware	Red slip ext; mottled glaze int	C18th	
18006	Slip Coated ware	1	11	1	Base	Plate/dish	Red slip int under black glaze int only	C18th	Dense buff fabric
18006	Slipware	1	3	1	Rim	Cup/mug	Trailed & feathered slip ext w/ accidental drip	C18th	
18006	Slipware	1	22	1	BS	Dish	Red-brown & white slip int; parallel lines int	C18th	Red fabric
18006	Slipware	1	7	1	BS	Dish	Red & white slip int; linear decoration	C18th	Dense buff fabric
18006	Slipware	1	8	1	BS	Hollow ware	Impressed curvilinear design ext w/ white slip	C18th	Buff yellow fabric
18006	Slipware	1	23	1	BS	Dish	Dark brown, red-brown & white slip int; linear, feathered	C18th	Fine, even dark red fabric
18006	Slipware	2	16	2	BS	Dish	White slip int under clear glaze	C18th	Wheel-thrown dish/plate
18006	Slipware type 1	1	81	1	Rim	Pancheon	Wavy white slip line on rim; clear glaze int	C17th – EC18th	

Context	Type	No	Wt	ENV	Part	Form	Decoration	Date range	Notes
18006	TP Pearlware	6	4	6	BS	Various	U/ID TP decoration	c.1780 – c.1840	
18006	URE	1	22	1	Tube	Tube	U/Dec	C18th	Tapering tube w/ flared end
18006	WSGSW	1	1	1	Ring foot base	Cup/bowl	Scratch blue design int	c.1720 – c.1780	
18007	?Banded ware	1	1	1	BS	Hollow ware	Brown ext	C19th	
18007	?Slip Coated ware	1	7	1	Footed base	Hollow ware	White slip int	C18th	Heavily burnt
18007	?Whiteware	1	2	1	Flake	U/ID	U/Dec	LC19th – EC20th	Slight bluing but not Pearlware
18007	Banded Creamware	1	1	1	BS	Hollow ware	Brown slip ext; incised lines through slip	c.1740 – c.1820	
18007	Banded Creamware	1	2	1	BS	Hollow ware	Rilled band w/ green paint; brown slip w/ incised lines through slip	c.1740 – c.1820	
18007	Banded ware	2	2	2	BS	Hollow ware	Brown & red-brown bands on cream body	MC18th – EC19th	
18007	Banded ware	1	1	1	BS	Hollow ware	Blue & brown bands ext	C19th	
18007	Banded ware	2	1	2	BS	Hollow ware	Brown bands ext	C19th	
18007	Banded ware	1	1	1	BS	Hollow ware	Blue & white slip bands on a fine red body; white slip int	C19th	
18007	Banded ware	1	1	1	Rim	Bowl	Brown lines int	C19th	
18007	Banded ware	1	1	1	BS	Hollow ware	White slip int & ext w/ incised lines ext int on red body	C19th	
18007	Banded ware	1	9	1	Rim	Plate	Black lines inside rim	M – LC19th	
18007	BGCW	22	169	22	BS	Pancheon	Brown glaze int only	C18th – C19th	
18007	BGCW	3	22	3	BS	Hollow ware	Brown glaze int & ext	C18th – C19th	
18007	BGCW	2	33	2	BS	Hollow ware	Brown glaze ext only	C18th – C19th	
18007	BGCW	1	12	1	Rim	Pancheon	Brown glaze int only	C18th – C19th	
18007	BGCW	1	7	1	Fragment	U/ID	Patchy brown glaze on on surface	C18th – C19th	
18007	BGCW	8	66	8	BS	Pancheon/bowl	Brown glaze int only	C18th – C19th	
18007	BGCW	8	68	8	BS	Hollow ware	Brown glaze int & ext	C18th – EC19th	
18007	BGFW	4	5	4	BS	Hollow ware	Dark glaze int & ext on a orange body	C18th	
18007	Blue Banded ware	3	3	3	BS & flakes	Hollow ware	Blue bands & lines ext	C19th	
18007	Blue Bodied ware	1	3	1	BS	U/ID	Blue body w/ clear glaze int & ext	M – LC19th	
18007	Bone China	1	6	1	Footring base	Plate	U/Dec	C19th	
18007	Bone China	1	3	1	Rim	Dish/bowl	Overglaze red printed geometric frieze int	C19th	
18007	Bone China	1	1	1	Rim	Dish	U/Dec	C19th	
18007	Bone China	1	2	1	BS	Flatware	Red painted design int	C19th	

Context	Type	No	Wt	ENV	Part	Form	Decoration	Date range	Notes
18007	Bone China	1	2	1	BS	Flatware	Thin gold line int	C19th	
18007	Bone China	2	1	2	BS	U/ID	U/Dec	C19th	One burnt
18007	Bone China	2	2	1	Ring foot base	Cup/bowl	U/ID	C19th	Heavily secondarily burnt
18007	Bone China	2	11	2	Ring foot base	Plate	U/Dec	C19th	
18007	Bone China	1	10	1	Rim	Plate	Thin red lines int	M – LC19th	
18007	Bone China	1	5	1	Rim	Cup/bowl	Blue line int; stylised floral design ext	M – LC19th	
18007	Bone China	1	2	1	BS	Flatware	Green overglaze painted design int	C19th	
18007	BSGSW	38	86	38	BS	Hollow ware	U/Dec	C18th – C19th	
18007	BSGSW	12	34	12	BS	Hollow ware	Incised lines ext	C18th – C19th	
18007	BSGSW	2	7	2	Handle	Mug	Grooves on top of one handle	C18th – EC19th	
18007	BSGSW	1	9	1	BS & handle	Mug	Folded base of handle	C18th	
18007	BSGSW	2	19	2	Footed base	Bowl	U/Dec	C18th – C19th	
18007	BSGSW	2	23	2	Flat base	Bowl	U/Dec	C18th – C19th	
18007	BSGSW	1	6	1	Ring foot base	Bowl	U/Dec	C18th	Angular ring foot
18007	BSGSW	1	4	1	Rim	Dish	U/Dec	LC18th – C19th	Sharply everted rim
18007	BSGSW	1	4	1	BS	Hollow ware	Dense pattern if impressed zig-zag lines	LC18th – C19th	
18007	BSGSW	1	6	1	BS	Hollow ware	Stamped designs ext	LC18th – C19th	
18007	BSGSW	1	5	1	Rim	Hollow ware	Incised line ext	C18th	Small beaded rim
18007	BSGSW	1	2	1	Shoulder	Bottle	U/Dec	LC18th – C19th	
18007	BSGSW	1	2	1	Rim	Bowl	Beaded rim & stamped decoration ext	LC18th – C19th	
18007	BSGSW	1	1	1	Rim	Cup/bowl	U/Dec	C18th	Very thin rim & body
18007	BSGSW	1	9	1	Rim	Hollow ware	U/Dec	C19th	Plain rim
18007	BSGSW	1	2	1	Rim	Hollow ware	Plain rim defined by groove	C18th – C19th	
18007	BSGSW	1	1	1	Rim	Hollow ware	U/Dec	C18th – C19th	Plain rim
18007	BSGSW	1	5	1	Rim	Hollow ware	Incised lines ext & rouletted band below rim	C18th – C19th	Odd rim, possibly funnel-shaped
18007	BSGSW	1	2	1	BS	Hollow ware	Pale brown ext	C18th – EC19th	
18007	BSGSW	1	14	1	Rim	Bowl	Incised line defining rim	C18th – EC19th	
18007	BSGSW	1	4	1	Rim	Bowl	Everted rim w. inc lines at base	C18th – EC19th	
18007	BSGSW	1	2	1	Rim	Cup/bowl	Incised lines ext	C18th – EC19th	
18007	BSGSW	1	3	1	Rim	Cup/bowl	Impressed line ext	C18th – EC19th	
18007	BSGSW	1	7	1	Rim	Bowl	U/Dec	C18th – C19th	Clubbed rim
18007	BSGSW	1	10	1	Footed base	Bowl	U/Dec	LC18th – C19th	

Context	Type	No	Wt	ENV	Part	Form	Decoration	Date range	Notes
18007	BSGSW	1	7	1	Base	Mug/tankard	Footed base, ext bulge	C18th – EC19th	
18007	BSGSW	1	5	1	BS	Hollow ware	Rouletted band & stamped stars	C19th	
18007	BSGSW	1	2	1	BS	Hollow ware	U/Dec	C19th	
18007	Cane Coloured ware	7	11	7	BS	Hollow ware	U/Dec	C19th	
18007	Cane Coloured ware	1	9	1	Ring foot base	Bowl	U/Dec	C19th	
18007	Cane Coloured ware	1	3	1	Rim	Pie dish	U/Dec	C19th	
18007	Cane Coloured ware	2	3	2	BS	Hollow ware	U/Dec	C19th	
18007	Cane Coloured ware	1	6	1	Rim	Bowl	Folded clubbed rim	C19th	
18007	Cane Coloured ware	1	2	1	BS	Hollow ware	U/Dec	C19th	
18007	Cane Coloured ware	2	17	2	Handle	Jug	U/Dec	C19th	
18007	Cane Coloured ware	1	13	1	Ring foot base	Bowl	U/Dec	C19th	
18007	Cane Coloured ware	1	6	1	Footed base	Mug/jug	Footed, profiled base	C19th	
18007	Cistercian ware	1	2	1	BS	Cup/Tyg	Bisected pipeclay disc	c.1450 – c.1600	
18007	Colour Glazed ware	1	6	1	BS	Hollow ware	Brown Rockingham style glaze int & ext	C19th	
18007	Colour Glazed ware	1	5	1	Rim	Lid	Brown glaze int & ext	C19th	
18007	Creamware	1	3	1	BS	Hollow ware	Moulded band w/ circles ext; green int & ext	c.1740 – c.1820	
18007	Creamware	1	2	1	BS	Plate	Moulded wickerwork pattern; green int & ext	c.1740 – c.1820	
18007	Creamware	1	1	1	BS	Hollow ware	Purple mottling ext	c.1740 – c.1820	
18007	Creamware	14	21	14	BS & flakes	Hollow ware	U/Dec	c.1740 – c.1820	
18007	Creamware	45	49	45	BS & flakes	Flatware	U/Dec	c.1740 – c.1820	
18007	Creamware	12	23	12	Rim	Flatware	U/Dec	c.1740 – c.1820	BS & flakes
18007	Creamware	7	14	7	Footring base	Flatware	U/Dec	c.1740 – c.1820	BS & flakes
18007	Creamware	1	1	1	Rim	Hollow ware	U/Dec	c.1740 – c.1820	
18007	Creamware	1	1	1	Rim	Flatware	Relief moulded rim	c.1740 – c.1820	
18007	Creamware	1	2	1	Pedestal base	Hollow ware	U/Dec	c.1740 – c.1820	Secondarily burnt
18007	Creamware	1	2	1	Pedestal base	Hollow ware	U/Dec	c.1740 – c.1820	
18007	Creamware	1	1	1	Footring base	Hollow ware	U/Dec	c.1740 – c.1820	Angular ring foot base

Context	Type	No	Wt	ENV	Part	Form	Decoration	Date range	Notes
18007	Creamware	2	2	2	Flake	Hollow ware	Relief moulded body	c.1740 – c.1820	
18007	Creamware	1	1	1	Rim	Hollow ware	U/Dec	c.1740 – c.1740	
18007	Creamware	4	18	4	BS	Flatware	U/Dec	c.1740 – c.1820	
18007	Creamware	1	4	1	Footring base	Plate	U/Dec	c.1740 – c.1820	
18007	Creamware	2	7	2	Rim	Plate	U/Dec	c.1740 – c.1820	
18007	Creamware	1	4	1	Rim	Pie dish	U/Dec	c.1740 – c.1820	
18007	Creamware	1	2	1	BS	Hollow ware	U/Dec	c.1740 – c.1820	
18007	Creamware	1	2	1	BS	Plate	U/Dec	c.1740 – c.1820	
18007	Creamware	1	5	1	Recessed base	Mug/jug	U/Dec	c.1740 – c.1820	Angular ring foot base
18007	Creamware	1	1	1	BS	Hollow ware	Purple mottling ext	c.1740 – c.1820	
18007	Creamware	1	3	1	Rim	Cup/bowl	U/Dec	c.1740 – c.1820	
18007	Edged ware	1	2	1	Rim	Plate	Moulded rim & blue paint	E – MC19th	
18007	Edged ware	1	3	1	Rim	Plate	Low relief moulded edge, wavy edge w/ blue paint	E – MC19th	
18007	Edged ware	1	14	1	Profile	Plate	Moulded rim w/ blue paint	c.1784 – c.1812	See Brooks 2005:Fig 4.29
18007	Edged ware	1	2	1	Rim	Plate	Moulded rim w/ blue paint	LC18th – EC19th	Flaked int
18007	Fine Redware	1	1	1	BS	Hollow ware	Low relief moulded pattern ext	LC18th – C19th	
18007	Late Blackware	49	155	49	BS	Hollow ware	Black glaze int & partially ext	C18th	Fine hard red fabric
18007	Late Blackware	4	20	4	Handle	Mug	Black glaze	C18th	Fine hard red fabric
18007	Late Blackware	3	48	3	Base	Hollow ware	Black glaze int	C18th	Footed base
18007	Late Blackware	4	6	4	Rim	Hollow ware	Black glaze int & ext	C18th	Small, slightly everted rim
18007	Late Blackware	1	27	1	Rim	Bottle/costrel	Black glaze int & ext	C18th	Unusual form
18007	Late Blackware	4	23	4	BS	Hollow ware	Black glaze int & partially ext	C18th	
18007	Late Blackware	1	3	1	Handle	Hollow ware	U/Dec	C18th	
18007	Late Blackware	1	6	1	BS & handle stump	Hollow ware	U/Dec	C18th	
18007	Late Blackware	1	1	1	Rim	Hollow ware	U/Dec	C18th	
18007	Late Blackware	1	5	1	BS	Hollow ware	Odd profiled body	C18th	Hard dark red body
18007	Late Blackware type	1	3	1	BS	Hollow ware	Black glaze ext, clear glaze int	C18th	
18007	Late Blackware type	1	12	1	BS	Hollow ware	Brown glaze int, glaze fumed ext	C18th	
18007	Lustre ware	1	48	1	Ring foot base	Hollow ware	White slip int; gold lustre ext w/ white painted flowers	C19th	
18007	Lustre ware	1	9	1	BS	Hollow ware	White slip int; gold lustre ext w/ white painted flowers	C19th	

Context	Type	No	Wt	ENV	Part	Form	Decoration	Date range	Notes
18007	Mocha ware	3	5	3	BS	Hollow ware	Blue Mocha decoration ext	C19th	
18007	Mocha ware	1	2	1	Rim	Bowl	Blue Mocha tree on a white slip band ext	C19th	
18007	Mottled Coarseware	3	19	3	BS	Dish/pancheon	Mottled glaze int	C18th – C19th	
18007	Mottled Coarseware	1	16	1	Handle	Hollow ware	Mottled glaze ext	C18th – EC19th	
18007	Mottled ware	1	2	1	Fragment	U/ID	Mottled glaze	C18th	Overfired
18007	Mottled ware type	1	1	1	BS	Hollow ware	Black glaze int; mottled glaze ext	C18th	
18007	MW 1	4	15	4	Handle	Mug	Mottled glaze	C18th	
18007	MW 1	31	49	31	BS	Hollow ware	Mottled glaze int & ext	C18th	
18007	MW 1	3	3	3	Rim	Mug/tankard	Mottled glaze int & ext	C18th	
18007	MW 1	1	1	1	BS	Hollow ware	Rilled band ext; mottle glaze	C18th	
18007	MW 1	6	28	6	Base	Hollow ware	Glazed int & ext	C18th	
18007	MW 1	2	23	2	Base	Mug	Mottled glaze int & ext; rilled band above base	C18th	
18007	MW 1	1	10	1	Footring base	?Plate	Mottled glaze int	C18th	Turned footring
18007	MW 1	1	3	1	Handle	Cup/mug	Mottled glaze	C18th	
18007	MW 1	1	7	1	BS	Hollow ware	Mottled glaze int & ext	C18th	
18007	MW 1	1	7	1	Footed base	Bowl/porringer	Mottled glaze int & partially ext	C18th	
18007	MW 1	2	12	2	Base	U/ID	Mottled glaze int only	C18th	
18007	MW 1	1	1	1	BS	Mug	Rilled band ext	C18th	
18007	MW 1	1	1	1	BS	U/ID	U/Dec	M – LC19th	Discoloured & abraded
18007	Pearlware	12	18	12	BS	Flatware	U/Dec	c.1780 – c.1840	
18007	Pearlware	4	9	4	Footring base	Flatware	U/Dec	c.1780 – c.1840	
18007	Pearlware	1	3	1	Recessed base	Flatware	U/Dec	c.1780 – c.1840	
18007	Pearlware	2	2	2	Ring foot base	Bowl	U/Dec	c.1780 – c/1840	
18007	Pearlware	1	1	1	Strainer	Teapot	U/Dec	c.1780 – c.1840	
18007	Pearlware	1	1	1	BS	Hollow ware	U/Dec	c.1780 – c.1840	
18007	Pearlware	1	1	1	Rim	?Pie Dish	U/Dec	c.1780 – c.1840	
18007	Pearlware	3	2	3	Rim	Bowl	Hand painted blue linear designs int & ext	c.1780 – c.1840	
18007	Pearlware	1	1	1	BS	Bowl	Hand painted blue & brown design ext	c.1780 – c.1840	
18007	Pearlware	2	2	2	BS	Bowl	U/ID TP design int	c.1780 – c.1840	
18007	Pearlware	3	7	3	BS	Hollow ware	U/Dec	c.1780 – c.1840	
18007	Pearlware	1	3	1	Rim	Cup/bowl	Hand painted blue designs ext	c.1780 – c.1840	
18007	Pearlware	1	2	1	Rim	Bowl	Hand painted designs ext	c.1780 – c.1840	



Context	Type	No	Wt	ENV	Part	Form	Decoration	Date range	Notes
18007	Pearlware	1	4	1	Base	Hollow ware	U/Dec	c.1780 – c.1840	
18007	Pearlware	1	1	1	Footring base	Plate	U/Dec	c.1780 – c.1840	
18007	Pearlware	2	2	2	BS	Flatware	U/Dec	c.1780 – c.1840	
18007	Porcelain	2	3	2	Rim & BS	Cup/bowl	Painted blue designs ext & frieze inside rim	C18th – C19th	?Imported
18007	Porcelain	1	5	1	BS	U/ID	Thin blue linear design int	?C18th	?Imported
18007	Redware	2	9	2	BS	U/ID	Traces of clear glaze survive	C17th – EC18th	Abraded
18007	Slip Banded CC ware	4	7	4	BS	Hollow ware	White slip lines ext	C19th	
18007	Slip Banded CC ware	2	6	2	BS	Hollow ware	Blue and white slip lines ext	C19th	
18007	Slip Banded CC ware	1	4	1	Rim	Hollow ware	Brown & white slip lines ext	C19th	
18007	Slip Banded CC ware	1	2	1	Rim	Hollow ware	Blue slip line & white slip band ext	C19th	
18007	Slip Banded CC ware	1	9	1	BS	Carinated bowl	Thin white slip lines ext	C19th	
18007	Slip Banded CC ware	1	8	1	Rim	Bowl	Blue & white slip lines ext	C19th	
18007	Slip Banded CC ware	1	8	1	Rim	Hollow ware	Brown slip line ext	C19th	
18007	Slip Banded CC ware	1	2	1	Rim	Bowl	White slip lines ext	C19th	
18007	Slip Coated ware	1	5	1	BS	Plate	Black glaze over red slip int	C18th	
18007	Slip Coated ware	2	6	2	BS	Hollow ware	Red slip ext under partial glaze; clear glaze int	C18th	
18007	Slip Coated ware	1	3	1	BS	Hollow ware	Red slip int & ext under glaze	C18th	
18007	Slip Coated ware	1	5	1	BS	Hollow ware	Red slip ext, clear glaze int & ext	C18th	
18007	Slipware	1	3	1	Rim	Dish	White slip int; pie-crust rim	C18th	
18007	Slipware	1	2	1	BS	Dish	Feathered brown, red-brown & white slip int	C18th	
18007	Slipware	1	2	1	BS	Dish	Trailed white slip int	C18th	
18007	Sponge Printed ware	1	2	1	Rim	Plate	Blue sponge printed flower design & line inside rim	c.1840+	
18007	Sponge Printed ware	1	1	1	Rim	Plate	Red & green sponge printed design int	c.1840+	
18007	Sponged ware	3	9	3	Rim	Saucer	Blue sponging int	c.1830+	
18007	Sponged ware	5	4	5	BS	Hollow ware	Blue sponging ext	c.1830+	
18007	Sponged ware	1	1	1	BS	Mug	Blue sponging ext	c.1830+	
18007	Sponged ware	1	3	1	Rim	Pie dish	Blue sponging on top of rim	c.1830+	

Context	Type	No	Wt	ENV	Part	Form	Decoration	Date range	Notes
18007	Stoneware	2	15	2	BS	Hollow ware	Green glaze int & ext	C19th	
18007	Stoneware	1	12	1	Base	Hollow ware	Grey stoneware	C19th	
18007	Stoneware	1	2	1	BS	?Pie dish	Buff stoneware	C19th	
18007	Stoneware	1	2	1	BS	Hollow ware	Grey stoneware, slight mottling	?LC17th – C18th	?German
18007	Stoneware	1	1	1	Rim	Hollow ware	Pale brown int & ext	?C18th – C19th	Small beaded rim
18007	Tin Glazed Earthenware	1	1	1	Rim	Plate	Blue hand-painted linear decoration int	MC16th – MC18th	Flaked
18007	Tin Glazed Earthenware	1	3	1	BS	Hollow ware	U/Dec	MC16th – MC18th	
18007	TP Bone China	1	2	1	Rim	Cup/bowl	?Two Temples	C19th	
18007	TP Pearlware	14	11	14	BS & flakes	Various	U/ID TP designs	c.1780 – c.1840	Small frags of flat & hollow ware
18007	TP Pearlware	1	2	1	Rim	Cup/bowl	Hexagonal cellular frieze int & Chinese landscape ext	c.1780 – c.1840	Fine print
18007	TP Pearlware	1	2	1	Ring foot base	Cup/bowl	U/ID Chinese landscape int	c.1780 – c.1840	
18007	TP Pearlware	1	2	1	Rim	Dish	U/ID geometric & floral design ext	c.1780 – c.1840	
18007	TP Pearlware	1	3	1	Rim	Plate	Pale blue floral frieze int	c.1780 – c.1840	
18007	TP Pearlware	1	1	1	Rim	Saucer/dish	U/ID TP design int	c.1780 – c.1840	
18007	TP Pearlware	1	3	1	BS	Hollow ware	Stylised floral design ext	c.1780 – c.1840	
18007	TP Pearlware	1	1	1	Handle	Cup	U/ID TP design int & ext	c.1780 – c.1840	
18007	TP Pearlware	1	3	1	Rim	Cup/bowl	Black printed tree design ext	c.1780 – c.1840	
18007	TP Whiteware	9	10	9	BS & flakes	Various	U/ID TP designs	M – LC19th	Small frags of flat & hollow ware
18007	TP Whiteware	3	3	3	BS	Hollow ware	Chinese landscape ext	M – LC19th	
18007	TP Whiteware	1	2	1	Rim	Hollow ware	?Two Temples ext	c.1780 – c.1840	
18007	TP Whiteware	3	2	3	Rim & flakes	Plate	U/ID TP design int	M – LC19th	
18007	TP Whiteware	1	1	1	Flake	Flatware	U/ID red printed design int	M – LC19th	
18007	TP Whiteware	1	29	1	Footring base	Plate	Sepia printed design; rural tramp w/ top hat; moulded rim	M – LC19th	Distinctive design but U/ID
18007	TP Whiteware	1	1	1	BS	Flatware	Printed text int; '... RED ?? ...'	M – LC19th	
18007	TP Whiteware	2	3	2	BS	Hollow ware	Black printed designs ext	M – LC19th	
18007	TP Whiteware	1	2	1	Footring base	Plate	U/ID TP design int; brown	M – LC19th	
18007	TP Whiteware	1	1	1	BS	Hollow ware	Black print feather/frond design int & ext; yellow detail ext	M – LC19th	
18007	TP Whiteware	3	2	3	BS	U/ID	Blue 'Flow Blue' patterns int & ext	c.1840+	
18007	TP Whiteware	1	2	1	Rim	Hollow ware	Flow Blue vertical line & rim; gold on top of rim	c.1840+	
18007	TP Whiteware	1	2	1	Rim	Dish	U/ID TP design int	M – LC19th	

Context	Type	No	Wt	ENV	Part	Form	Decoration	Date range	Notes
18007	TP Whiteware	2	14	2	Rim & BS	Plate	Willow	M – LC19th	
18007	TP Whiteware	1	7	1	Rim	Plate	Wild Rose	M – LC19th	
18007	TP Whiteware	1	3	1	BS	Hollow ware	U/ID TP designs int & ext	M – LC19th	
18007	TP Whiteware	1	12	1	Rim	Cup/bowl	Two Temples	M – LC19th	
18007	TP Whiteware	1	3	1	BS	Hollow ware	U/ID TP design ext; gothic ruins	M – LC19th	
18007	TP Whiteware	1	6	1	BS	Flatware	U/ID TP design int	M – LC19th	U/ID TP design int; large flatware
18007	TP Whiteware	1	8	1	Rim	Hollow ware	Dark blue leaf design int; some bleeding of colour into glaze	M – LC19th	
18007	TP Whiteware	1	3	1	Rim	Plate/saucer	Fibre/Sea Grass int	M – LC19th	
18007	TP Whiteware	1	1	1	BS	Hollow ware	U/ID TP design ext	M – LC19th	
18007	TP Whiteware	1	5	1	Rim	Plate	Willow	M – LC19th	U/ID maker's mark on underside; crown & spray
18007	TP Whiteware	1	1	1	BS	Flatware	U/ID TP design int only	M – LC19th	
18007	U/ID	1	7	1	Rim	Dish	Glaze fumed int & ext	C18th	Wide rim; partially finished
18007	U/ID	1	2	1	Rim	Dish	Patchy purple glaze int	C18th	Wide rim; partially finished
18007	U/ID	1	3	1	BS	Hollow ware	Misfired glaze ext	C18th	Misfired glaze ext, unglazed int
18007	U/ID	1	1	1	BS	Hollow ware	Sparse misfired glaze int	C18th	Misfired glaze ext, unglazed int
18007	U/ID	1	4	1	Base	U/ID	U/ID	C18th – C19th	Internal surface removed
18007	U/ID	1	4	1	BS	Flatware	Sparse glaze int; unglazed ext	?C18th	Burnt
18007	URE	3	54	3	Base	Flowerpot	U/Dec	LC18th – C19th	
18007	URE	7	44	7	BS	Hollow ware	One sherd w/ a groove ext	LC18th – C19th	
18007	URE	1	3	1	Rim	Hollow ware	U/Dec	LC18th – C19th	
18007	URE	1	4	1	Rim	Hollow ware	U/Dec	LC18th – C19th	Folded rim w/ cavity
18007	URE	2	42	2	BS	Hollow ware	U/Dec	C19th	
18007	URE	1	10	1	Base	Flowerpot	U/Dec	C19th	
18007	Whiteware	1	21	1	Ring foot base	Bowl	U/Dec	M – LC19th	
18007	Whiteware	1	5	1	Handle	Cup	U/Dec	M – LC19th	
18007	Whiteware	2	10	2	Rim	Hollow ware	U/Dec	M – LC19th	Plain rims
18007	Whiteware	3	7	3	BS	Flatware	U/Dec	M – LC19th	
18007	Whiteware	2	3	2	BS	Hollow ware	U/Dec	M – LC19th	
18007	Whiteware	1	3	1	BS	Hollow ware	Hand painted floral design ext;	M – LC19th	

Context	Type	No	Wt	ENV	Part	Form	Decoration	Date range	Notes
							impressed fluting		
18007	Whiteware	1	3	1	Fragment	U/ID	U/Dec	M – LC19th	Part of an ornament?
18007	Whiteware	1	2	1	BS	Hollow ware	U/Dec	M – LC19th	Carinated body sherd
18007	Whiteware	1	5	1	BS	Hollow ware	Fluted body	M – LC19th	
18007	Whiteware	1	4	1	Rim	Hollow ware	Blue line on rim; U/ID blue design ext; Flow Blue	c.1840+	
18007	Whiteware	1	10	1	Recessed base	Mug	Salmon pink ext	C19th	Common in Sheffield assemblages
18007	Whiteware	1	1	1	Rim	Saucer	U/Dec	LC19th – EC20th	Slightly blistered ext
18007	Whiteware	1	5	1	Rim & spout	Jug	U/Dec	M – LC19th	
18007	Whiteware type	2	2	2	BS	Flatware	U/ID	C19th	Heavily secondarily burnt
18007	WSGSW	1	24	1	Rim	Plate	Wickerwork pattern & wavy rim	c.1720 – c.1780	
18007	WSGSW	1	3	1	Rim	Plate	Seed/barley pattern border	c.1720 – c.1780	
18007	WSGSW	1	2	1	Footring base	Cup/bowl	Small part of scratch-blue decoration ext	c.1720 – c.1780	
18007	WSGSW	1	1	1	Rim	Cup/bowl	U/Dec	c.1720 – c.1780	
18007	WSGSW	1	1	1	BS	Cup/bowl	U/Dec	c.1720 – c.1780	
18007	YGCW	1	3	1	BS	Dish/pancheon	White slip int under clear glaze	LC17th – EC19th	Heavily abraded
18008	?Mottled ware	1	9	1	Profile	Plate	U/Dec; glaze fumed int & ext	C18th	Overfired & unglazed
18008	BGCW	1	23	1	Base	Hollow ware	Red slip ext; patchy brown glaze int & ext	C17th – C18th	Chipped & abraded
18008	BGCW	1	10	1	BS	U/ID	Glazed int & ext	C18th – C19th	
18008	BGCW	1	24	1	Rim	Jar	Brown glaze int & ext	C18th – C19th	Collared rim w/ groove ext
18008	BGCW	1	14	1	BS	Bowl	Brown glaze int	C18th – C19th	
18008	BGFW	1	11	1	Footed base	Hollow ware	Brown glaze int & ext	C18th – C19th	
18008	BGFW	1	8	1	BS	Hollow ware	Brown glaze int & ext	C18th – C19th	
18008	Blackware	1	2	1	BS	Hollow ware	Black glaze int & ext	C17th	
18008	Blue Banded ware	1	1	1	BS	Hollow ware	Blue band ext	C19th	
18008	Bone China	1	1	1	Ring foot base	Cup/bowl	U/Dec	C19th	Angular ring foot base
18008	Bone China	1	1	1	Hollow ware	Hollow ware	Grey? TP design int & ext	C19th	
18008	BSGSW	1	39	1	Base	Hollow ware	U/Dec	C19th	
18008	BSGSW	8	12	8	BS	Hollow ware	U/Dec	C18th – C19th	
18008	BSGSW	3	5	3	Rim	Hollow ware	Incised lines ext	C18th – EC19th	
18008	BSGSW	2	2	2	BS	Hollow ware	U/Dec	C18th – C19th	
18008	Cane Coloured	2	1	2	BS	U/ID	U/Dec	C19th	

Context	Type	No	Wt	ENV	Part	Form	Decoration	Date range	Notes
	ware								
18008	Colour Glazed ware	1	1	1	BS	Hollow ware	Blue int & ext	C19th	
18008	Creamware	12	8	12	BS & flakes	Various	U/Dec	c.1740 – c.1820	
18008	Late Blackware	1	8	1	Footed base	Hollow ware	Brown glaze int	C18th	
18008	Late Blackware	8	14	8	BS	Hollow ware	Brown glaze int & partially ext	C18th	
18008	Mocha ware	1	5	1	Rim	Bowl	Blue Mocha tree on white slip band	C19th	
18008	Mottled ware	2	32	2	Footed base	Mug	Mottled glaze int & ext	C18th	
18008	Mottled ware	12	21	12	Rim & BS	Mug	Mottled glaze int & ext	C18th	Includes flakes
18008	Pearlware	11	11	11	BS & flakes	Various	U/Dec	c.1780 – c.1840	
18008	Redware	1	28	1	Rim	Dish	Clear glaze int & partially ext	C17th – C18th	
18008	Slip Banded CC ware	3	5	3	BS	Hollow ware	Thin white slip lines ext	C19th	
18008	Slip Coated ware	1	1	1	Base	Hollow ware	Red slip int under glaze	C18th	
18008	Slipware	1	5	1	BS	Dish	White & brown slip int; feathered int	C18th	Press-moulded dish
18008	Sponged ware	1	3	1	BS	Hollow ware	Blue sponging ext	c.1830+	
18008	Sponged ware	2	2	2	Rim	Flatware	Blue sponging int	c.1830+	
18008	Stoneware	4	90	4	Rim, base & BS	Jam jar	Narrow fluting ext	MC19th – EC20th	
18008	Stoneware	1	34	1	Rim	Jam jar	Narrow fluting ext, iron-wash band around rim	MC19th – EC20th	
18008	Stoneware	1	1	1	BS	Hollow ware	Pale green int & ext	C19th	
18008	TP Whiteware	4	15	2	Rim	Plate	Willow	M – LC19th	
18008	TP Whiteware	1	15	1	Rim	Carver/server	Willow	M – LC19th	
18008	TP Whiteware	2	3	2	Rim	Plate	Wild Rose	M – LC19th	
18008	TP Whiteware	1	16	1	Handle	Jug	U/ID TP design on handle & int	M – LC19th	Some bluing of glaze but probably not Pearlware
18008	TP Whiteware	6	4	6	BS	Flatware	U/ID TP designs int	M – LC19th	
18008	TP Whiteware	3	2	3	BS	Hollow ware	U/ID TP designs ext	M – LC19th	
18008	TP Whiteware	3	4	1	Ring foot base	Cup/bowl	U/ID TP design ext	M – LC19th	Could be Pearlware
18008	URE	1	13	1	Rim	Flowerpot	U/Dec	C19th	Collared rim
18008	URE	1	50	1	BS	Hollow ware	U/Dec	C19th – EC20th	
18008	Whiteware	3	42	3	Rim & BS	Hollow ware	U/Dec	M – LC19th	
18009	?Pearlware	1	2	1	Recessed base	Bowl	U/Dec	LC19th – EC20th	Heavily burnt & blistered
18009	BSGSW	1	9	1	BS	Hollow ware	Stamped stars & rouletted band ext	C19th	Brown ext, green int
18009	BSGSW	1	9	1	BS & handle stump	Hollow ware	Brown ext, green int	C19th	

Context	Type	No	Wt	ENV	Part	Form	Decoration	Date range	Notes
18009	Late Blackware	1	2	1	Rim	Hollow ware	Brown glaze int & ext	C18th	
18010	?Whiteware	1	1	1	Flake	U/ID	Blue line ext; dark blue	M – LC19th	
18010	BSGSW	3	7	3	BS	Hollow ware	U/Dec	C19th	
18010	Creamware	4	13	4	BS	Flatware	U/Dec	c.1740 – c.1820	
18010	Edged ware	2	1	2	Flakes	U/ID	Trace of blue on edge	EC19th	
18010	Late Blackware	1	14	1	Footed base	Hollow ware	Black glaze int & ext	C18th	
18010	Late Blackware	1	3	1	BS	Hollow ware	Black glaze int & partially ext	C18th	
18010	Late Blackware	3	4	3	BS	Hollow ware	Black glaze int & ext	C18th	
18010	Mottled ware	1	1	1	BS	Hollow ware	Mottled int & ext	C18th	
18010	Slipware	1	2	1	BS	Dish	Trailed white slip int	C18th	
18010	TP Pearlware	2	2	2	BS	Flatware	U/ID designs	c.1780 – c.1840	Flaked
18010	Whiteware	1	1	1	BS	Flatware	U/Dec	M – LC19th	Could be a light Pearlware
18011	Banded Creamware	1	1	1	BS	Hollow ware	Narrow brown band ext	c.1740 – c.1820	
18011	BGFW	6	16	6	BS	Hollow ware	Brown glaze int & ext	C18th	
18011	Bone China	1	2	1	BS	?Figurine	Relief moulded w/ pink lustre decoration	C19th	
18011	BSGSW	5	6	5	Base & BS	Hollow ware	U/Dec	C18th – EC19th	
18011	Cane Coloured ware	1	5	1	BS	Hollow ware	U/Dec	C19th	
18011	Colour Glazed ware	1	1	1	BS	Hollow ware	Dark red glaze ext	C19th	
18011	Creamware	2	4	2	Footring base	Flatware	U/Dec	c.1740 – c.1820	One footring unusually square
18011	Creamware	1	1	1	Rim	Plate	Relief moulded feather edge	c.1740 – c.1820	
18011	Creamware	2	2	2	Rim	Plate	U/Dec	c.1740 – c.1820	Plain rim
18011	Creamware	3	2	3	Flake	Hollow ware	U/Dec	c.1740 – c.1820	
18011	Fine Redware	1	1	1	BS	Hollow ware	Cream sprigged decoration ext	LC18th – C19th	Very fine red body
18011	Late Blackware	6	13	6	BS	Hollow ware	Black glaze int & partially ext	C18th	
18011	Late Blackware	1	7	1	BS	Hollow ware	Black glaze ext; partial glaze int	C18th	
18011	Mottled ware	8	13	8	BS	Hollow ware	Mottled glaze int & ext	C18th	
18011	Mottled ware	1	9	1	Handle	Mug	Mottled glaze	C18th	
18011	Mottled ware type	1	9	1	BS	Hollow ware	Mottled glaze int, red slip ext on buff body	C18th	
18011	Pearlware	5	2	5	BS	Various	One may have relief moulding	c.1780 – c.1840	
18011	Slip Banded CC ware	1	2	1	BS	Hollow ware	Blue slip band ext	C19th	Spalled int; flaked ext
18011	TP Whiteware	2	1	2	Rim & BS	Hollow ware	Dark 'Flow Blue' int & ext	c.1840+	

Context	Type	No	Wt	ENV	Part	Form	Decoration	Date range	Notes
18011	URE	1	2	1	Flake	U/ID	U/Dec	Undated	
18012	Banded ware	1	2	1	BS	Hollow ware	Brown slip line ext	C19th	
18012	BGCW	1	4	1	BS	Hollow ware	Brown glaze int	C18th – C19th	
18012	Bone China	1	1	1	?Footring base	Cup/bowl	U/Dec	C19th	
18012	BSGSW	2	2	2	BS	Hollow ware	U/Dec	C18th – EC19th	
18012	Creamware	7	6	7	BS	Hollow ware	U/Dec	c.1740 – c.1820	
18012	Creamware	1	2	1	Rim	Bowl	U/Dec	c.1740 – c.1820	
18012	Creamware	1	2	1	Rim	Bowl	U/Dec	c.1740 – c.1820	
18012	Creamware	3	7	3	BS	Flatware	U/Dec	c.1740 – c.1820	
18012	Late Blackware	2	5	2	BS	Hollow ware	Black glaze int & ext	C18th	
18012	Mottled ware	3	4	3	BS	Hollow ware	Mottled glaze int & ext	C18th	
18012	Pearlware	2	12	2	BS	Flatware	U/Dec	c.1780 – c.1840	
18012	Pearlware	1	1	1	BS	Bowl	U/Dec	c.1780 – c.1840	
18012	Slip Banded CC ware	1	4	1	BS	Hollow ware	Blue slip lines & white slip band	C19th	
18012	Slipware	1	8	1	BS	Dish	Brown, red-brown & white feathered slip int	C18th	Press-moulded dish
18012	Slipware	1	5	1	BS	Dish	Brown, red-brown & white slip int	C18th	Press-moulded dish
18012	TP Pearlware	1	4	1	Footring base	Bowl	Dark blue TP design int only	c.1780 – c.1840	Angular ring foot base
18012	TP Pearlware	2	1	2	BS	?Flatware	Traces of TP decoration	c.1780 – c.1840	
18013	?Pearlware	1	1	1	Rim	Bowl	Hand painted blue & yellow design int	C/MC19th?	
18013	Banded Creamware	1	1	1	BS	Hollow ware	Salmon pink band ext	c.1740 – c.1820	Very thin sherd
18013	BGFW	2	5	2	BS	Hollow ware	U/Dec	C18th – EC19th	
18013	Blackware type	1	2	1	BS	Hollow ware	U/Dec	C17th	
18013	BSGSW	5	12	5	BS	Hollow ware	U/Dec	C18th – EC19th	
18013	BSGSW	1	2	1	BS	Hollow ware	Ridges & grooves ext	C18th	
18013	BSGSW	1	3	1	Rim	Dish	U/Dec	C18th – EC19th	
18013	BSGSW	1	1	1	Handle	Hollow ware	Grooves on top of handle	C18th	
18013	BSGSW	1	5	1	Ring foot base	Bowl	U/Dec	C18th	
18013	BSGSW	1	5	1	Footed base	Bowl	U/Dec	C18th	
18013	BSGSW	1	3	1	BS	Hollow ware	Rouletted band ext	C18th – C19th	
18013	BSGSW	1	12	1	BS	Hollow ware	Moulded line ext	C19th	
18013	BSGSW	1	7	1	Base	Hollow ware	U/Dec	C18th – EC19th	Footed base
18013	Cane Coloured ware	1	2	1	Base	U/ID	U/Dec	C19th	

Context	Type	No	Wt	ENV	Part	Form	Decoration	Date range	Notes
18013	Creamware	19	25	19	Rim & BS	Flatware	U/Dec	c.1740 – c.1820	
18013	Creamware	4	3	4	BS	Hollow ware	U/Dec	c.1740 – c.1820	
18013	Creamware	3	5	3	Rim	Hollow ware	U/Dec	c.1740 – c.182-	
18013	Edged ware	1	1	1	Rim	Plate	Wavy edge w/ blue paint	LC18th – EC19th	
18013	Edged ware	1	2	1	Rim	Plate	Low relief moulding w/ blue paint	EC19th	
18013	Fine Redware	1	4	1	BS & handle stump	Hollow ware	Moulded decoration ext	C19th	
18013	Late Blackware	4	17	4	BS	Hollow ware	Black glaze int & partially ext	C18th	Dark red fine fabric
18013	Late Blackware	1	7	1	Footed base	Hollow ware	Black glaze int & ext	C18th	
18013	Late Blackware	10	18	10	BS	Hollow ware	Black glaze int & partially ext	C18th	
18013	Late Blackware	1	4	1	Rim	Hollow ware	Black glaze int & ext	C18th	Rounded overhanging rim
18013	Mottled Coarseware	1	7	1	BS	Hollow ware	Mottled glaze int & ext	C18th	
18013	Mottled ware	7	7	7	Rim & BS	Hollow ware	One w/ rilled band	C18th	
18013	Mottled ware	1	4	1	Handle	Mug	Mottled glaze	C18th	
18013	Pearlware	2	1	2	BS	Hollow ware	U/Dec	c.1780 – c.1840	
18013	Porcelain	1	5	1	BS	Hollow ware	Traces of U/ID blue painted design ext	C18th – C19th	?English / Imported
18013	Slip Banded CC ware	1	2	1	BS	Hollow ware	Thin white slip lines ext	C19th	
18013	Slip Banded CC ware	1	2	1	BS	Hollow ware	Slip line ext	C19th	
18013	TP Whiteware	1	33	1	Rim	Bowl	Willow	M – LC19th	
18013	TP Whiteware	5	3	5	BS/Flakes	Various	U/ID TP designs	M – LC19th	
18013	Whiteware	1	1	1	Rim	Bowl	Black line inside rim & green painted leaf design	M – LC19th	
18013	WSGSW	1	1	1	BS	Hollow ware	U/Dec	c.1720 – c.1780	
18013	WSGSW	1	1	1	BS	Flatware	U/Dec	c.1720 – c.1780	
18014	?Whiteware	1	1	1	BS	Flatware	U/Dec	C19th	Burnt & discoloured; originally recorded as 18104
18014	Banded ware	1	1	1	BS	Hollow ware	Two brown slip lines ext	C19th	Originally recorded as 18104
18014	Creamware	1	1	1	Rim	Hollow ware	U/Dec	c.1740 – c.1820	Plain rim
18014	Creamware	1	2	1	BS	Flatware	U/Dec	c.1740 – c.1820	Flaked; originally recorded as 18104
18014	Creamware	1	1	1	BS	Cup/bowl	U/Dec	c.1740 – c.1820	Originally recorded as 18104
18014	Mottled ware	2	4	2	Handle	Mug	Mottled glaze	C18th	



Context	Type	No	Wt	ENV	Part	Form	Decoration	Date range	Notes
18014	Mottled ware	3	2	3	BS	Hollow ware	Mottled glaze int & ext	C18th	Originally recorded as 18104
18014	Pearlware	1	2	1	Ring foot base	Cup/bowl	U/Dec	c.1780 – 1840	
18014	Pearlware	1	1	1	Rim	Dish	Hand painted frieze int	c.1780 – c.1820	
18014	Sponged ware	1	1	1	BS	Hollow ware	Blue sponging int & ext	c1830+	Originally recorded as 18104
18019	BGCW	2	15	2	BS	Bowl/pancheon	Brown glaze int only	LC18th – C19th	
18019	BGFW	1	3	1	BS	Hollow ware	Brown glaze int & ext	LC18th – C19th	
18019	BSGSW	1	4	1	BS	Hollow ware	Impressed zig-zag & straight lines	C19th	
18028	?Creamware	1	2	1	BS	Hollow ware	Red printed scene w/ river, rowing boat & castle	?LC18th - EC19th	Odd sherd; cream body w/ red design
18028	?Pearlware	1	2	1	Rim	Hollow ware	U/Dec	c.1780 – c.1840	Plain rim w/ int bevel
18028	BGCW	7	76	7	BS	hollow ware	Brown glaze int & ext	LC17th – C18th	Brown glaze int & ext
18028	BGCW	6	100	6	BS	Pancheon	Brown glaze int	C18th – C19th	
18028	BGCW	1	38	1	Base	Hollow ware	Brown glaze int	C18th – C19th	Use-wear on underside
18028	BGCW	1	61	1	Rim	Pancheon	Brown glaze int; angular profiled rim	C18th – C19th	
18028	BGCW	3	29	2	BS	Hollow ware	Brown glaze ext only	C18th – C19th	
18028	BGCW	1	16	1	BS/?Rim	?Pancheon	Traces of brown glaze	C18th – EC19th	Chipped & abraded
18028	Blue Banded ware	1	10	1	BS	Bowl	Blue band ext	C19th	
18028	Bone China	1	5	1	Rim	Mug/jug	Black printed w/ figures (welsh dress) and baskets of fruit	M C19th – EC20th	?Souvenir
18028	Bone China	1	3	1	Rim	Plate	Fluted int; black printed geometric border w/ lustre band	M – LC19th	
18028	BSGSW	5	33	5	BS	Hollow ware	U/Dec	C19th	
18028	BSGSW	4	34	4	BS	Hollow ware	Stamped & rouletted designs ext	C19th	Brown ext, four green int, one brown int
18028	BSGSW	1	26	1	Rim	Jar	Profiled, lid-seated rim	C19th	
18028	BSGSW	1	11	1	Rim	Jar	Clubbed folded rim, ridges below rim	C19th	Folded rim w/ cavity
18028	BSGSW	2	12	1	BS	Hollow ware	Pale brown int & ext; grooves ext	C19th	
18028	BSGSW	1	10	1	Footed base	Hollow ware	Footed base w/ grooves above foot	C19th	
18028	BSGSW	1	7	1	Rim	Dish	U/Dec	C19th	Sharply everted rim
18028	BSGSW	1	5	1	Rim	Dish	Groove around edge	C19th	Sharply everted rim
18028	BSGSW	1	7	1	Rim	Hollow ware	Beaded rim, grooves at base of neck	C19th	
18028	BSGSW	2	1	1	Rim	Hollow ware	Beaded rim; stamped motif ext	C19th	
18028	BSGSW	1	2	1	Rim	Hollow ware	U/Dec	C19th	

Context	Type	No	Wt	ENV	Part	Form	Decoration	Date range	Notes
18028	BSGSW	1	3	1	Base	Hollow ware	U/Dec	C19th	
18028	BSGSW	1	17	1	Footed base	Bowl	U/Dec	C19th	Thick base
18028	BSGSW	1	4	1	BS	Hollow ware	U/Dec	C19th	
18028	BSGSW	2	6	2	BS	Hollow ware	Incised lines ext	C19th	
18028	Cane Coloured ware	2	11	2	BS	Hollow ware	U/Dec	C19th	
18028	Cane Coloured ware	2	9	2	Base	?Flatware	U/Dec	C19th	
18028	Colour Glazed ware	1	13	1	Footed base	?Mug	Red slip ext, mottled glaze ext	C18th	
18028	Creamware	5	17	5	Rim	Plate	U/Dec	c.1740 – c.1820	
18028	Creamware	4	6	4	BS	Hollow ware	U/Dec	c.1740 0 c.1820	
18028	Creamware	14	34	14	BS	Flatware	U/Dec	c.1740 – c.1820	
18028	Creamware	4	13	4	Footring base	Plate	U/Dec	c.1740 – c.1820	
18028	Creamware	1	2	1	Handle	>Cup	U/Dec	c.1740 – c.1820	Burnt
18028	Creamware	1	3	1	Ring foot base	U/ID	Moulded ring int	c.1740 – c.1820	Angular ring foot base
18028	Creamware	1	2	1	Ring foot base	Mug	Rilled band w/ green glaze	c.1740 – c.1820	
18028	Edged ware	2	10	2	Rim	Plate	Wavy edged plate w/ grass pattern moulding & blue paint	c.1809 – c.1831	See Brooks 2005: Fig 4.28
18028	Edged ware	2	9	2	Rim	Plate	Wavy edge plate w/ low relief moulding & blue paint	EC19th	
18028	Edged ware	1	2	1	Rim	Plate	Green painted moulded edge; discoloured	EC19th	
18028	Fine Redware	1	7	1	Ring foot base	?Bowl	Fine dark red fabric w/ clear glaze	LC18th – C19th	Small ring foot base
18028	Late Blackware	5	114	5	Footed base	Hollow ware	Black glaze int & partially ext	C18th	Light orange buff fabrics
18028	Late Blackware	4	31	4	BS	Hollow ware	Black glaze int	C18th	
18028	Late Blackware	5	42	4	BS	Hollow ware	Black glaze int & partially ext	C18th	Hard, dense dark red incs
18028	Late Blackware	1	14	1	Footed base	Porringer	Black glaze int	C18th	Hard dark red fabric
18028	Late Blackware	1	48	1	Flat base	Hollow ware	Black glaze int	C18th	Hard, dense dark red fabric
18028	Late Blackware	3	24	3	Handle	Hollow ware	Black glaze	C18th	Hard, dense dark red fabric
18028	Late Blackware	2	15	2	Rim	Jar	Black glaze int & ext	C18th	Curved overhanging rim
18028	Late Blackware	2	16	2	BS	Hollow ware	Black glaze int only; glaze fumed ext	C18th	Hard, dense red fabric
18028	Mottled Coarseware	1	13	1	BS	Hollow ware	Mottled brown glaze int & ext	C18th	
18028	MW 1	3	10	3	BS	Hollow ware	Mottled glaze int & ext	C18th	
18028	MW 1	1	14	1	BS & handle	Mug	Mottled glaze int & ext	C18th	

Context	Type	No	Wt	ENV	Part	Form	Decoration	Date range	Notes
18028	MW 1	1	3	1	Handle	Mug	Mottled glaze	C18th	
18028	MW 1	2	8	2	BS	Hollow ware	U/Dec	C18th	
18028	MW 1	2	7	2	BS	Hollow ware	Rilled band ext; mottled glaze	C18th	
18028	MW 1	1	4	1	Rim	Dish	Mottled glaze int	C18th	Unglazed ext
18028	MW 1	2	30	2	Footed base	Porringer	Mottled glaze int & ext	C18th	
18028	MW 1	1	8	1	Footed base	?Mug	Mottled glaze int	C18th	
18028	MW 1	1	1	1	Rim	Hollow ware	Mottled glaze int & ext	C18th	
18028	Pearlware	1	2	1	Rim	Bowl	Two thin brown lines inside rim	c.1780 – c.1840	Very thin walled vessel
18028	Pearlware	1	4	1	BS	?Bowl	Thin brown line ext	c.1780 – c.1840	
18028	Pearlware	1	1	1	Rim	Bowl	Two thin brown lines inside rim; brown ;linear design ext	c.1780 – c.1840	Hand painted; very thin walled bowl
18028	Pearlware	2	8	1	Ring foot base	Bowl	Hand painted U/ID blue design int	c.1780 – c.1840	Angular ring foot base
18028	Pearlware	1	20	1	Ring foot base	Bowl	U/Dec	c.1780 – c.1840	Angular ring foot base
18028	Pearlware	3	15	3	BS	Flatware	U/Dec	c.1780 – c.1840	
18028	Pearlware	1	4	1	Footring base	Plate	U/Dec	c.1780 – c.1840	
18028	Pearlware	1	6	1	Rim	Bowl	Hand painted lines around rim & star motifs ext	c.1780 – c.1840	
18028	Pearlware	1	1	1	BS	Hollow ware	U/Dec	c.1780 – c.1840	
18028	Pearlware	3	3	3	BS	U/ID	Hand painted blue designs	c.1780 – c.1840	
18028	Pearlware	1	2	1	Handle	Mug/jug	U/Dec	c.1780 – c.1840	Flaked
18028	Pearlware	1	1	1	BS	Hollow ware	U/Dec	c.1780 – c.1820	Flaked
18028	Porcelain	1	2	1	Ring foot base	Cup/bowl	U/ID hand painted decoration ext	C18th - C19th	?Imported
18028	Redware	1	53	1	Rim	Dish	Clear glaze int; red slip ext	C17th – EC18th	Clubbed rim
18028	Redware	1	54	1	Base	Dish	Clear glaze int	C17th – C18th	
18028	Redware	3	84	3	BS	Dish	Clear glaze int, red slip ext	C17th – C18th	
18028	Slip Banded CC ware	1	9	1	Rim	Bowl	Thin white slip lines ext	C19th	
18028	Slip Banded CC ware	2	7	2	BS	Hollow ware	Thin white slip lines ext	C19th	
18028	Slip Banded CC ware	2	12	2	BS	Hollow ware	Thin brown and white slip lines ext	C19th	
18028	Slip Coated ware	1	10	1	BS	Hollow ware	Red slip ext; mottled glaze int; raised ridges ext	C18th	
18028	Slipware	1	14	1	BS	Dish	Brown & white feathered slip banded decoration int	C18th	Press-moulded dish
18028	Slipware type 1	1	8	1	BS	Dish	White trailed slip int under clear glaze; red slip ext	C17th – EC18th	
18028	Sponged ware	4	14	3	Rim	Saucer	Dense blue sponging int	c.1830+	

Context	Type	No	Wt	ENV	Part	Form	Decoration	Date range	Notes
18028	Sponged ware	1	1	1	Rim	Hollow ware	Sparse sponging int & ext	c.1830+	
18028	Stoneware	1	5	1	BS	Hollow ware	Pale buff body	C19th	
18028	Tin Glazed Earthenware	1	13	1	BS	Plate	Hand painted blue design int	MC16th – MC18th	
18028	Tin Glazed Earthenware	1	6	1	BS	Plate	Blue-white glaze int	MC16th – MC18th	
18028	TP Pearlware	6	9	6	BS	Hollow ware	Various U/ID TP designs ext	c.1780 – c.1840	
18028	TP Pearlware	1	2	1	Recessed base	?Hollow ware	U/ID TP design ext	c.1780 – c.1840	
18028	TP Pearlware	1	1	1	Rim	Cup/bowl	Blue printed design; houses ext, U/ID frieze int	c.1780 – c.1840	
18028	TP Pearlware	1	2	1	BS	Flatware	U/ID TP design int	c.1780 – c.1840	
18028	TP Whiteware	1	3	1	Ring foot base	Cup/bowl	Chinese landscape ext	M – LC19th	
18028	TP Whiteware	1	1	1	BS	Hollow ware	Chinese landscape int & ext	M – LC19th	
18028	TP Whiteware	2	2	2	BS	Hollow ware	U/Dec	M – LC19th	
18028	URE	3	10	2	Rim & BS	Flowerpot	U/Dec	C18th – C19th	Thin walled vessel; plain rim
18028	Westerwald Stoneware	1	22	1	Rim	Jar	Rilled ext w/ blue cobalt decoration ext	LC17th – C18th	Sharply everted rim w/ hammerhead profile
18028	Whiteware	1	2	1	BS	U/ID	Patchy blue decoration int & ext; ?sponged	M – LC19th	
18028	Whiteware	1	6	1	Dish	Dish	Green painted leaf design int	M – LC19th	
18028	WSGSW	2	12	2	Flat base	Flatware	U/Dec	c.1720 – c.1780	
18028	YGCW	2	40	2	BS	Dish/bowl	White slip int w/ sparse purple mottling int	C17th – C18th	
18030	?Late Blackware	1	3	1	Rim	U/ID	Traces of glaze	C18th	
18030	?TP Whiteware	1	1	1	Flake	Flatware	U/ID	M – LC19th	Heavily burnt
18030	?URE	1	2	1	Flake	U/ID	U/Dec	Undated	
18030	?Whiteware	4	3	4	BS	Various	U/Dec	M – LC19th	
18030	BGCW	3	33	3	BS	Hollow ware	Brown glaze int & ext	C18th – EC19th	
18030	BGCW	1	11	1	BS	Base	Brown glaze int	C18th – EC19th	
18030	Blue Banded ware	1	3	1	BS	Hollow ware	Blue band ext	C19th	
18030	BSGSW	3	8	3	BS	Hollow ware	U/Dec	LC18th – C19th	
18030	BSGSW	1	3	1	Rim	Hollow ware	Double rouletted line on neck	C18th – EC19th	Everted rim
18030	BSGSW	2	5	2	Rim	Dish	U/Dec	LC18th – C19th	Wide everted rim
18030	Creamware	2	2	2	BS	Hollow ware	U/Dec	c.1740 – c.1820	
18030	Creamware	1	1	1	Rim	Hollow ware	U/Dec	c.1740 – c.1820	
18030	Creamware	3	4	3	Rim	Plate	U/Dec	c.1740 – c.1820	

Context	Type	No	Wt	ENV	Part	Form	Decoration	Date range	Notes
18030	Creamware	1	2	1	Ring foot base	?Dish	U/Dec	c.1740 – c.1820	
18030	Creamware	2	2	2	BS	Flatware	U/Dec	c.1740 – c.1820	
18030	Creamware	1	5	1	Lid seated rim	Hollow ware	Moulded diamond pattern ext; yellow glaze ext	c.1740 – c.1820	Lid seated rim
18030	Creamware	1	1	1	BS	Hollow ware	Green glaze ext	c.1740 – c.1820	
18030	Late Blackware	4	27	4	BS	Hollow ware	Black glaze int & ext	C18th	Dark red body
18030	Late Blackware	1	7	1	BS	Hollow ware	Black glaze int & partially ext	C18th	Dark red body
18030	Late Blackware	1	3	1	BS	Hollow ware	Black glaze int & ext	C18th	Buff fabric
18030	Late Blackware	1	8	1	Footed base	Hollow ware	Black glaze int	C18th	Burnt ext
18030	Mottled ware	3	4	3	BS	Hollow ware	Mottled glaze int & ext	C18th	
18030	Mottled ware	1	6	1	BS & handle stump	Hollow ware	Mottled glaze int & ext	C18th	
18030	Mottled ware	1	3	1	Rim	Mug	Mottled glaze int & ext	C18th	
18030	Mottled ware	1	14	1	Rim	Plate	Mottled glaze int; pie crust rim	C18th	Wheel-thrown plate w/ wide dished rim
18030	Mottled ware	1	7	1	BS	Plate	Mottled glaze int	C18th	Wheel-thrown plate
18030	Pearlware	1	1	1	BS	Hollow ware	Green & yellow leaf ext	c.1780 – c.1840	
18030	Pearlware	1	1	1	Ring foot base	Cup/bowl	U/Dec	c.1780 – c.1840	Angular ring foot base
18030	Slipware	1	10	1	BS	Dish	Brown & white slip bands int	C18th	Glaze over broken edge
18030	Sponged ware	1	1	1	BS	?Flatware	Blue sponging int	M – LC19th	
18030	TP Pearlware	4	6	4	BS	Various	U/ID TP designs inc Chinese landscape	c.1780 – c.1840	
18030	TP Pearlware	1	1	1	Rim	Plate	Floral rim	c.1780 – c.1840	
18030	TP Whiteware	1	1	1	Footring base	Plate	Flow Blue leaf design int	c.1840+	
18030	TP Whiteware	1	4	1	Ring foot base	Cup/bowl	Chinese landscape ext	M – LC19th	
18030	TP Whiteware	3	2	3	BS	U/ID	U/ID TP designs	M – LC19th	
18033	BGCW	1	8	1	BS	Bowl/pancheon	Brown glaze int only	C18th – C19th	
18033	BSGSW	1	3	1	Rim	Dish	Groove around rim	LC18th – C19th	
18033	Slipware	1	11	1	BS	Dish	Brown & white feather slip under clear glaze	C18th	Press moulded dish
18033	TP Whiteware	1	4	1	Rim	Hollow ware	U/ID TP design ext	M – LC19th	Spalled
18036	?Late Blackware type	1	5	1	Rim	Hollow ware	Metallic brown glaze int & ext	C18th	Dense dull red fabric
18036	BGCW	1	51	1	Base	Jar	Mottled brown glaze int & ext	C18th – EC19th	
18036	BGCW	1	24	1	Rim	Pancheon	Brown glaze int; angular rim profile	C18th – C19th	
18036	BGCW	4	170	4	Base & BS	Hollow ware	Brown glaze int & ext	C19th	Very hard, dense red fabric, probably one vessel

Context	Type	No	Wt	ENV	Part	Form	Decoration	Date range	Notes
18036	BGCW	1	62	1	Base	Pancheon	Brown glaze int only; red slip ext	C18th – C19th	
18036	BGCW	6	111	6	BS	Pancheon	Brown glaze int; three rilled ext	C18th – C19th	
18036	BGFW	6	137	5	BS	Hollow ware	Brown glaze int & ext	C18th – EC19th	
18036	BGFW	5	51	5	BS	Hollow ware	Brown glaze int & ext	C18th – EC19th	Flaky glaze on two sherds
18036	BGFW	1	14	1	BS & handle	Hollow ware	Brown glaze int & ext	C18th – EC19th	
18036	BGFW	1	22	1	Rim	Bowl	Red slip int under brown glaze	C18th – EC19th	Rounded rim
18036	BGFW	2	36	2	Footed base	Hollow ware	Brown glaze int & ext	C18th – C19th	Similar form to Late Blackware but slightly coarser fabric
18036	BGFW	2	34	2	Base	Hollow ware	Brown glaze int	C18th – EC19th	Light buff body
18036	BGFW	4	31	4	BS	Hollow ware	Brown glaze int only	C18th	Orange fabric
18036	BGFW	1	12	1	BS	Hollow ware	Black glaze ext only	C18th	Fine dense red body w/ sparse black grit
18036	BGFW	1	6	1	BS	Hollow ware	Brown glaze int & ext	C18th	
18036	BGFW	1	5	1	BS	Hollow ware	Brown glaze int & ext	C18th	Brown glaze int & ext
18036	BGFW	1	6	1	Flake	Hollow ware	Brown glaze ext	C18th	Brick-red body
18036	BGFW type	1	13	1	BS	Hollow ware	Red slip ext; small spots of glaze ext	C18th	
18036	BSGSW	1	31	1	Ring foot base	Bowl	Brown glaze int & ext	C18th – C19th	
18036	BSGSW	4	16	4	BS	Hollow ware	U/Dec	C18th – C19th	
18036	BSGSW	3	14	3	Handle	Mug/jug	Ridges & grooves on top of handle	C18th	
18036	BSGSW	1	6	1	Rim	Pie dish	Shallow groove around ext of rim	C19th	
18036	BSGSW	1	3	1	Rim	Bowl	U/Dec	C18th	Everted rim
18036	BSGSW	1	3	1	Rim	Bowl	U/Dec	C18th	Plain rim
18036	BSGSW	2	3	2	BS	Hollow ware	Incised lines ext	C18th	
18036	BSGSW	1	14	1	Base	Hollow ware	U/Dec	C18th	Slightly splayed base
18036	BSGSW	1	4	1	Base	Hollow ware	U/Dec	C18th	
18036	BSGSW	1	5	1	BS	Hollow ware	Groove ext	C18th	
18036	BSGSW	1	3	1	BS	Hollow ware	Shallow grooves ext	?C19th	
18036	BSGSW	1	10	1	Base	Hollow ware	Footed base	C18th	
18036	BSGSW	1	13	1	Flat base	Bowl	U/Dec	C19th	
18036	Cane Coloured ware	1	2	1	BS	Hollow ware	U/Dec	C19th	
18036	Coarse Mottled ware	1	29	1	BS	Hollow ware	Very shiny mottled glaze int & ext	C18th	Thick walled sherd; dense red body
18036	Creamware	2	3	2	BS	Hollow ware	U/Dec	c.1740 – c.1820	

Context	Type	No	Wt	ENV	Part	Form	Decoration	Date range	Notes
18036	Creamware	1	4	1	Flat base	Flatware	U/Dec	c.1740 – c.1820	
18036	Creamware	2	5	2	Base	Flatware	U/Dec	c.1740 – c.1820	
18036	Creamware	1	5	1	Ring foot base	Bowl/jar	Mottled purple & green design ext	c.1740 – c.1820	
18036	Edged ware	1	2	1	Rim	Hollow ware	Blue feather-edge paint around lid-seated rim	c.1780 – c.1840	Pearlware body
18036	Edged ware	1	17	1	Rim	Plate	Wavy edge w/ low relief moulding & blue paint	EC19th	
18036	Edged ware	1	2	1	Rim	Plate	Moulded 'Grass' pattern w/ blue paint	EC19th	
18036	Edged ware	1	4	1	Rim	Plate	Plain rim w/ blue painted edge	EC19th	
18036	Fine Redware	1	3	1	BS	Hollow ware	Moulded band ext	C19th	Moulded band emulates engine turning
18036	German Stoneware	1	32	1	Base	Bottle	Mottled grey salt-glazed stoneware	C16th – C17th	Frechen-Koln
18036	Late Blackware	1	17	1	BS & handle	Hollow ware	Black glaze int & ext	C18th	
18036	Late Blackware	14	100	14	BS	Hollow ware	Black glaze int & ext, some partially	C18th	Very fine, dense, dark red fabric
18036	Late Blackware	6	48	6	BS	Hollow ware	Black glaze int & partially ext	C18th	Dark orange-red fabric
18036	Late Blackware	1	7	1	BS & handle stump	Hollow ware	Black glaze int & ext	C18th	Buff fabric; black glaze int & ext
18036	Late Blackware	1	7	1	Base	Hollow ware	Black glaze int only	C18th	
18036	Late Blackware	1	4	1	Rim	Jar	Everted slightly overhanging rim; black glaze int & ext	C18th	Fine dark red fabric
18036	Late Blackware	1	55	1	Footed base	Hollow ware	Black glaze int & partially ext	C18th	
18036	Late Blackware	1	55	1	Footed base	Hollow ware	Black glaze int & partially ext	C18th	Dark orange/red body
18036	Late Blackware	1	71	1	Footed base	Hollow ware	Black glaze int, glaze fumed ext	C18th	Hard, dense dark red fabric w/ occasional quartz
18036	Late Blackware	1	31	1	Footed base	Hollow ware	Dark glaze int & partially ext	C18th	Bright orange fabric
18036	Late Blackware	1	15	1	Base	Hollow ware	Black glaze int only	C18th	Light buff body
18036	Late Blackware	1	4	1	BS	Hollow ware	Black glaze int & ext	C18th	Dark glaze int & ext on light buff body
18036	Late Blackware	1	23	1	BS	Hollow ware	Black glaze int & partially ext	C18th	Bright orange fabric w/ sparse, well-sorted fine quartz
18036	Late Blackware	1	12	1	Footed base	Hollow ware	Thin black glaze int only	C18th	Dark orange fabric; sooted & burnt ext
18036	Late Blackware	1	2	1	BS	Hollow ware	Black glaze int & ext	C18th	Fine dark orange fabric
18036	Late Blackware type	1	9	1	BS	Hollow ware	Partial black glaze ext; clear glaze int	C18th	Light buff fabric similar to MW 1
18036	Late Blackware	1	16	1	BS	Hollow ware	Black, slightly metallic glaze int &	C18th	Fine dark orange fabric

Context	Type	No	Wt	ENV	Part	Form	Decoration	Date range	Notes
	type						ext		
18036	Late Blackware type	1	9	1	BS	Hollow ware	Black glaze ext	C18th	Unusual fine buff body w/ sparse fine black grit; ?overfired
18036	Mocha ware	2	8	2	BS	Hollow ware	Blue Mocha trees on white band on cane coloured body	C19th	
18036	Mottled Coarseware	6	78	6	BS	Hollow ware	Mottled glaze int & ext	C18th	
18036	Mottled Coarseware	1	115	1	Rim	Dish/pancheon	Dark mottled glaze int & ext	C18th	Rounded overhanging rim
18036	Mottled type ware	1	22	1	Handle	Hollow ware	Dark mottled glaze	C18th	Light orange fabric
18036	Mottled ware type	1	1	1	BS	Hollow ware	Incised lines ext	C18th	Odd sherd; buff body w/ white margins under glaze
18036	Mottled ware type	1	5	1	BS	Hollow ware	Dark mottled glaze ext, light glaze int	C18th	
18036	MW 1	4	40	4	Handle	Mug	Mottled glaze	C18th	
18036	MW 1	8	36	8	BS	Hollow ware	Mottled glaze int & ext	C18th	
18036	MW 1	1	10	1	Rim	Mug	Mottled glaze	C18th	Highly fired
18036	MW 1	1	4	1	BS & handle stump	Mug	Mottled glaze	C18th	
18036	MW 1	1	3	1	Rim	Dish	Mottled glaze	C18th	
18036	MW 1	1	15	1	Footed base	Mug	Mottled glaze int & ?ext	C18th	
18036	MW 1	1	13	1	Footed base	Hollow ware	Mottled glaze int	C18th	
18036	MW 1	3	28	3	Footed base	Hollow ware	Mottled glaze	C18th	
18036	MW 1	1	1	1	Rim	Hollow ware	Light mottled glaze int & ext	C18th	
18036	MW 1	1	9	1	BS	Hollow ware	Light mottled glaze	C18th	
18036	MW 1	1	3	1	Base	Hollow ware	Light mottled glaze int & int	C18th	
18036	MW 1	1	4	1	BS	Hollow ware	Light mottled glaze int only	C18th	
18036	MW 1 waster	1	15	1	BS & handle	Mug	Mottled glaze	C18th	Collapsed mug
18036	MW 2 type	1	16	1	Footed base	Hollow ware	Dark brown, slightly mottled glaze int & ext	C18th	White/pale grey fabric
18036	MW1	1	38	1	Footed base	Porringer	Mottled glaze int & ext	C18th	
18036	Pearlware	2	2	2	BS	Flatware	Hand painted blue design int	c.1780 – c.1840	
18036	Pearlware	2	3	2	Flakes	U/ID	U/Dec	c.1780 – c.1840	
18036	Pearlware	1	5	1	BS	Flatware	U/Dec	c.1780 – c.1840	
18036	Redware	2	49	2	Base	Dish	Clear glaze int	C17th – EC18th	Knife trimmed ext.
18036	Redware	5	191	5	Rim	Dish	Glaze int only	C17th – EC18th	Flaked
18036	Redware	2	37	2	BS	Dish	Clear glaze int, patchy glaze ext	C17th – EC18th	Flaked



Context	Type	No	Wt	ENV	Part	Form	Decoration	Date range	Notes
18036	Slip Coated ware	1	9	1	BS	Hollow ware	Red slip ext, rilled band & partial glaze; fully glazed int	C18th	
18036	Slip Coated ware	1	7	1	Base	Mug	Red slip ext under clear glaze; mottled glaze int	C18th	
18036	Slip Coated ware	1	6	1	Base	Hollow ware	Red slip under glaze int	C18th	
18036	Slip Coated ware	1	9	1	Recessed base	Mug/tankard	Red slip int & ext above base	C18th	Turned recessed base
18036	Slip Coated ware	1	8	1	Base	Mug	Red slip ext, mottled glaze int only	C18th	Small footed base
18036	Slip Coated ware	1	42	1	Footed base	Hollow ware	Mottled glaze int; red slip ext	C18th	Footed base
18036	Slipware	2	40	1	Rim	Dish	Brown, red-brown & white feathered slip int; pie-crust rim	C18th	Press moulded dish
18036	Slipware	3	58	3	BS	Dish	Brown & white feathered slip int	C18th	Press moulded dish
18036	Slipware	1	35	1	Rim	Dish	Brown, red-brown & white feathered slip int; pie-crust rim	C18th	Press moulded dish
18036	Slipware	1	4	1	BS	Dish	Brown and white banded slip dec int	C18th	Press moulded dish
18036	Slipware	2	26	1	Rim	Dish	White slip int w/ dark red slip inside embossed design; pie-crust rim	C18th	Press moulded dish
18036	Slipware	1	5	1	Rim	Dish	Dark red slip int w/ trailed white slip; pie-crust rim	C18th	Press moulded dish
18036	Slipware type 1	1	29	1	BS	Dish	Trailed white slip on rim; clear glaze int	C17th – EC18th	Flaked
18036	Slipware type 1	1	12	1	BS	Dish	Trailed white slip int under clear glaze int	C17th – EC18th	
18036	Sponged ware	1	9	1	BS	Flatware	Blue sponging int	c.1830+	
18036	Stoneware	1	41	1	Rim	Flagon	Green int & ext	C19th – EC20th	
18036	Tin Glazed Earthenware	1	7	1	BS	Hollow ware	Black band ext on blue-white	MC16th – MC18th	
18036	Tin Glazed Earthenware	1	4	1	Recessed base	Flatware	Fine hand painted blue design int	MC16th – MC18th	
18036	TP Pearlware	1	8	1	Rim	Plate	Willow	c.1780 – c.1840	Extensively flaked int
18036	TP Whiteware	1	11	1	BS	Flatware	Willow	M – LC19th	Flaked int
18036	URE	1	16	1	BS	Hollow ware	U/Dec	C18th – C19th	Hard, dense red body w/ sparse quartz & round black grit
18036	Westerwald stoneware	1	18	1	Rim	Jar	Grey mottled finish, rilled ext w/ blue band	MC17th – C18th	Wide rim
18036	Whiteware	1	9	1	Footring base	Plate	U/Dec	M – LC19th	
18036	Whiteware	1	4	1	Footring base	Soup plate	U/Dec	M – LC19th	
18036	WSGSW	1	27	1	Ring foot base	?Bowl	U/Dec	c.1720 – c.1780	
18036	WSGSW	1	17	1	Ring foot base	?Bowl	U/Dec	c.1720 – c.1780	

Context	Type	No	Wt	ENV	Part	Form	Decoration	Date range	Notes
18036	Yellow ware type	1	5	1	Base	Small jar	White slip int & ext under clear glaze	C17th – EC18th	Bright orange body
18036	YGCW	2	29	2	Rim & BS	Dish	White slip int under clear glaze, red slip ext	C17th – C18th	Flaked
18069	BGFW	4	23	4	BS	Hollow ware	Black glaze int & partially ext	C18th	Bright orange fabric
18069	BSGSW	1	1	1	Rim	Hollow ware	U/Dec	LC18th – C19th	
18069	Cane Coloured ware	1	1	1	BS	Hollow ware	U/Dec	C19th	18069
18069	Colour Glazed ware	1	2	1	Rim	Hollow ware	Black shiny glaze int & ext	C19th	Everted rim; fine dark red fabric
18069	Late Blackware	1	9	1	Handle	Hollow ware	Black glaze	C18th	
18069	Late Blackware	3	8	3	BS	Hollow ware	Black glaze int & ext	C18th	
18069	Late Blackware	1	6	1	Rim	Dish	Black glaze int	C18th	
18069	Late Blackware type	1	6	1	Handle	Hollowware	Shiny black glaze	C18th	Dark orange fabric
18069	Mottled ware	1	4	1	BS	Mug	Mottled glaze; rilled band ext	C18th	
18069	Mottled ware type	1	5	1	BS	Hollow ware	Very dark mottled glaze	C18th	
18069	Pearlware	1	1	1	BS	Flatware	Hand painted blue design int	c.1780 - c.1820	
18069	Sponged ware	1	6	1	BS	Mug/jug	Blue sponging ext	c.1830+	
18069	TP Whiteware	1	4	1	BS	Plate	Floral design int	M – LC19th	
18069	Whiteware	3	8	3	BS	Various	U/Dec	M – LC19th	
18069	Whiteware	1	2	1	BS	Hollow ware	Green band & line int	MC19th – EC20th	

**Table 7** Pottery from backfill and unstratified contexts in Trenches 15 to 18

Trench	Context	Type	No	Wt	ENV	Part	Form	Decoration	Date range	Notes
15	15002	?Pearlware	1	2	1	BS	Bowl	Blue hand painted star int	c.1780 – c.1840	
15	15002	?Pearlware	1	3	1	BS	Hollow ware	Low relief moulding ext w/ green mottling & blue dots	?c.1780 - c.1840	
15	15002	?Pearlware	3	4	3	BS	?Flatware	U/Dec	?c.1780 – c.1840	
15	15002	?Whiteware	1	1	1	BS	Hollow ware	Black line ext	?M – LC19th	
15	15002	Banded ware	1	1	1	Rim/flake	Bowl	Brown lines & blue band ext	C19th	
15	15002	Banded ware	1	1	1	Rim	Cup/bowl	Blue line inside rim	C19th	
15	15002	BGCW	13	208	13	Base & BS	Pancheon	Brown glaze int	C18th – C19th	

Trench	Context	Type	No	Wt	ENV	Part	Form	Decoration	Date range	Notes
15	15002	BGCW	3	31	3	BS	Hollow ware	Brown glaze int & ext	C18th – C19th	
15	15002	BGCW	2	11	2	Flake	U/ID	Brown glaze	C18th – C19th	Flakes, one surface removed
15	15002	BGFW	1	7	1	BS	Hollow ware	Mottled brown glaze int & partially ext	C18th	
15	15002	BGFW	1	3	1	BS	Hollow ware	Black glaze ext only	C18th	
15	15002	Biscuit Fired ware	1	17	1	Footed base	Hollow ware	U/Dec	C19th	Unglazed, biscuit fired sherd; discoloured
15	15002	Blue Banded ware	2	2	2	BS	Hollow ware	Blue bands ext	C19th	
15	15002	Bone China	1	1	1	Rim	Cup/bowl	Lustre-painted design int	C19th	
15	15002	Bone China	1	4	1	BS	Flatware	Hand painted tendril and dot design int	C19th	
15	15002	Bone China	1	1	1	Rim	Saucer/dish	Faint overglaze painted design int	C19th	
15	15002	Bone China	1	1	1	Ring foot base	Bowl	Hand painted floral design int	C19th	
15	15002	BSGSW	3	27	3	Rim	Bowl	U/Dec	C19th	Clubbed rim
15	15002	BSGSW	11	33	11	BS	Hollow ware	U/Dec	C19th	
15	15002	BSGSW	4	14	4	BS	Hollow ware	Incised lines ext	C19th	
15	15002	BSGSW	2	10	2	Rim	Dish	U/Dec	C19th	Sharply everted rim
15	15002	BSGSW	1	6	1	BS	Dish	Incised lines ext	C19th	Sharply everted rim
15	15002	BSGSW	2	27	2	Rim	Bowl/porringer	Incised lines below everted rim	C18th – EC19th	
15	15002	BSGSW	1	2	1	Rim	Hollow ware	U/Dec	C19th	
15	15002	BSGSW	1	3	1	BS	Hollow ware	Incised line ext, rouletted band	C19th	
15	15002	BSGSW	1	4	1	BS	Hollow ware	Brown ext, green int; rouletted line ext	C19th	
15	15002	Cane Coloured type ware	1	2	1	Rim	Hollow ware	Cane coloured glaze on a white body	C19th	Crazed yellow glaze int & ext
15	15002	Cane Coloured ware	3	19	3	BS	Hollow ware	U/Dec	C19th	
15	15002	Coarse Blackware type	1	83	1	BS	Hollow ware	Black glaze int & ext	C18th	Hard, dense semi-vitrified red fabric
15	15002	Colour Glazed ware	2	3	2	BS	Hollow ware	Shiny black glaze int & ext	C19th	
15	15002	Colour Glazed ware	1	4	1	Handle	Hollow ware	Shiny black glaze	C19th	
15	15002	Creamware	8	20	8	BS	Flatware	U/Dec	c.1740 – c.1820	
15	15002	Creamware	6	7	6	BS	Hollow ware	U/Dec	c.1740 – c.1820	
15	15002	Creamware	3	11	3	Rim	Plate	U/Dec	c.1740 – c.1820	
15	15002	Creamware	1	1	1	Rim	Plate	Wavy edge plate	c.1740 – c.1820	

Trench	Context	Type	No	Wt	ENV	Part	Form	Decoration	Date range	Notes
15	15002	Creamware	2	5	2	Rim	Plate	Moulded spray pattern int	c.1740 – c.1820	
15	15002	Creamware	1	1	1	Footring base	Plate	U/Dec	c.1740 – c.1820	Angular footring
15	15002	Edged ware	4	9	4	Rim	Plate	Plain rim w/ blue feather-edge paint	E – MC19th	
15	15002	Late Blackware	20	67	20	BS	Hollow ware	Black glaze int & partially ext	C18th	Various red fabrics
15	15002	Late Blackware	1	8	1	BS	U/ID	Black glaze int only	C18th	
15	15002	Late Blackware	2	2	2	Rim	Hollow ware	Black glaze int & ext	C18th	
15	15002	Late Blackware	1	24	1	Footed base	Hollow ware	Black glaze int only	C18th	Hard, dense body
15	15002	Late Blackware	1	4	1	Rim	Hollow ware	Black glaze int & ext	C18th	Overhanging rim
15	15002	Late Blackware	1	7	1	Rim	Hollow ware	Black glaze int & ext	C18th	Sharply everted rim; bright orange fabric
15	15002	Late Blackware	1	3	1	Handle	Hollow ware	Black glaze	C18th	Fine red fabric
15	15002	MW1	14	28	14	BS	Hollow ware	MGIE	C18th	
15	15002	MW1	5	29	5	Handle	Mug/tankard	MGIE	C18th	
15	15002	MW1	2	11	1	Rim	Mug/tankard	MGIE, rilled band below everted rim	C18th	
15	15002	MW1	2	9	2	BS	Hollow ware	MGIE w/ raised ridge ext	C18th	
15	15002	MW1	5	10	5	Rim	Mug/tankard	MGIE	C18th	
15	15002	MW1	1	4	1	BS	Mug/tankard	MGIE, rilled band ext	C18th	
15	15002	MW1	1	5	1	BS	Plate	MGI only	C18th	
15	15002	MW1	1	4	1	Rim	Plate	MGI only	C18th	
15	15002	MW1	1	4	1	BS	Hollow ware	MGI only	C18th	
15	15002	MW1	1	6	1	Rim	Hollow ware	MGI only	C18th	
15	15002	MW1	1	83	1	Base	Mug/tankard	MGIE	C18th	Thick base w/ thick glaze int; pellets attached to underside of base
15	15002	MW1	1	27	1	Base	Mug/tankard	Dark MGIE	C18th	
15	15002	MW1	1	26	1	Flat base	Jar/bowl	Dark MGI only	C18th	Thick glaze pool int
15	15002	MW1	1	8	1	Base	Mug/tankard	Dark MGIE; rilled band above base	C18th	
15	15002	MW1	2	10	2	Base & BS	Mug/tankard	MGIE; rilled band ext above base	C18th	
15	15002	MW1	3	6	3	Base	Hollow ware	Dark MGI	C18th	
15	15002	MW1	1	2	1	BS	Hollow ware	Dark MGIE; Rilled band ext	C18th	
15	15002	MW1	1	3	1	Handle	Mug/tankard	Dark MGIE	C18th	
15	15002	MW1	1	2	1	BS	Hollow ware	Dark MGIE	C18th	
15	15002	MW1 waster	1	15	1	Base	Mug/tankard	Dark MGIE; broad rilled band ext	C18th	Pellet attached to inside

Trench	Context	Type	No	Wt	ENV	Part	Form	Decoration	Date range	Notes
15	15002	Pearlware	1	2	1	Rim	Cup/bowl	Black line on rim	c.1780 – c.1840	
15	15002	Pearlware	1	3	1	Rim	Cup/bowl	Hand painted blue design ext & narrow linear frieze int	c.1780 – c.1840	
15	15002	Pearlware	1	1	1	BS	Flatware	U/Dec	c.1780 – c.1840	
15	15002	Redware	1	23	1	BS	Dish	Clear glaze int	C17th – EC18th	
15	15002	Redware	1	23	1	BS	Dish	Clear glaze int	C17th – EC18th	Knife trimmed ext
15	15002	Slip Banded CC ware	1	4	1	Rim	Jar	White slip line ext	C19th	
15	15002	Slip Banded CC ware	1	5	1	Rim	Bowl	Group of four white slip lines ext	C19th	
15	15002	Slip Banded CC ware	2	8	2	BS	Hollow ware	White slip lines ext	C19th	
15	15002	Slip Banded CC ware	1	1	1	BS	Hollow ware	Blue band & brown line ext	C19th	
15	15002	Slip Coated ware	2	5	2	BS	Hollow ware	Red slip ext under clear glaze; clear glaze int	C18th	
15	15002	Sponge Printed ware	1	2	1	Rim	Cup/bowl	Sponge printed circular designs int	c.1840+	
15	15002	Sponge Printed ware	1	3	1	Rim	Pie dish	Fir tree type sponge printed design on rim	c.1840+	
15	15002	Sponged ware	2	4	1	Rim/spout	Jug	Blue sponging int & ext	c.1830+	
15	15002	Sponged ware	1	2	1	Rim	Saucer	Blue sponging int	c.1830+	
15	15002	Sponged ware	1	1	1	Rim	Hollow ware	Blue sponging int & ext	c.1830+	
15	15002	Sponged ware	1	1	1	BS	Hollow ware	Blue sponging ext	c.1830+	
15	15002	Stoneware	2	57	1	Rim & body	Jar	Green int & ext	C19th	Thick-walled small jar w/ square sectioned rim
15	15002	Stoneware	1	34	1	Ring foot base	Bowl	Dark buff fabric & finish	C19th	
15	15002	Stoneware	1	14	1	Rim	Jar	U/Dec	C19th	Secondarily burnt int & ext
15	15002	Stoneware	1	18	1	Rim	Bowl	Clubbed rim, brown ext, green int	C19th	
15	15002	Stoneware	2	10	2	BS	Hollow ware	Green int & ext	C19th	
15	15002	Stoneware	1	4	1	BS	Hollow ware	Brown ext green int	C19th	
15	15002	Stoneware	1	10	1	Fragment	Figurine	Relief moulded fragment	LC18th – C19th	
15	15002	Stoneware	1	6	1	Footed base	Hollow ware	Green finish	C19th	
15	15002	TP Bone China	1	2	1	BS	Flatware	TP Chinese landscape int	C19th	
15	15002	TP Bone China	1	1	1	BS	Hollow ware	Floral design ext & U/ID design int w/ hand-painted details	C19th	
15	15002	TP Bone China	1	2	1	Footring base	Bowl	U/ID TP design int	C19th	

Trench	Context	Type	No	Wt	ENV	Part	Form	Decoration	Date range	Notes
15	15002	TP Pearlware	1	2	1	Rim	Cup/bowl	Dark blue TP geometric design int; gold line on rim, u/id design ext	c.1780 – c.1840	
15	15002	TP Pearlware	1	3	1	Rim	Dish/bowl	Geometric border int	c.1780 – c.1840	
15	15002	TP Whiteware	1	14	1	Footring base	Plate	Black TP design; man with horse	M – LC19th	
15	15002	TP Whiteware	1	5	1	Footring base	Plate	Wild Rose	M – LC19th	
15	15002	TP Whiteware	1	3	1	Rim	Plate	Wild Rose	M – LC19th	
15	15002	TP Whiteware	1	11	1	Rim	Pie dish	Asiatic Pheasants	M – LC19th	
15	15002	TP Whiteware	9	10	9	BS	Hollow ware	Various U/ID TP designs ext	M – LC19th	
15	15002	TP Whiteware	2	4	2	BS	Flatware	U/ID Chinese type border	M – LC19th	
15	15002	TP Whiteware	1	1	1	Rim	?Jug	?Rhine	M – LC19th	
15	15002	TP Whiteware	1	1	1	BS	Plate	Willow	M – LC19th	
15	15002	TP Whiteware	1	3	1	Rim	Mug	Sepia printed border int & design ext w/ green detailing	M – LC19th	
15	15002	TP Whiteware	1	1	1	BS	Hollow ware	Black printed rural design ext	M – LC19th	
15	15002	TP Whiteware	2	2	2	BS	Flatware	Chinese landscape int	M – LC19th	Secondarily burnt
15	15002	TP Whiteware	1	3	1	BS	Hollow ware	U/ID black printed design ext	M – LC19th	
15	15002	TP Whiteware	1	1	1	Rim	Hollow ware	Chinese style border int	M – LC19th	
15	15002	TP Whiteware	1	5	1	Footring base	Plate	U/ID TP Flow Blue design int	c.1840+	
15	15002	TP Whiteware	1	3	1	Rim	Hollow ware	U/ID TP Flow Blue design ext, blue line inside rim	c.1840+	
15	15002	TP Whiteware	1	1	1	BS	Hollow ware	U/ID TP Flow Blue design int	c.1840+	
15	15002	TP Whiteware	1	5	1	Rim	Cup/bowl	Hand-painted stylised floral type design ext, blue line inside rim	M – LC19th	Could be a light Pearlware
15	15002	TP Whiteware	1	1	1	BS	Plate	U/ID design int	M – LC19th	
15	15002	TP Whiteware	1	1	1	Rim	Plate	U/ID border int	M – LC19th	
15	15002	TP Whiteware	1	2	1	BS	Hollow ware	U/ID TP design ext	M – LC19th	
15	15002	TP Whiteware	1	1	1	BS	Flatware	U/ID geometric design int	M – LC19th	
15	15002	TP Whiteware	1	1	1	BS	Hollow ware	Blue, green & red hand painted floral design ext	M – LC19th	
15	15002	URE	2	59	2	BS	Hollow ware	U/Dec	C19th	
15	15002	Whiteware	2	11	1	Rim	Jar	Deeply fluted body & beaded rim	C19th	
15	15002	Whiteware	9	23	9	BS	Various	U/Dec	M – LC19th	
15	15002	Whiteware	1	8	1	Rim	Saucer	U/Dec	M – LC19th	
15	15002	Whiteware	3	15	3	Footed base	Hollow ware	U/Dec	M – LC19th	Fragments of splayed, footed bases
15	15002	Whiteware	1	5	1	Flat base	Hollow ware	U/Dec	M – LC19th	

Trench	Context	Type	No	Wt	ENV	Part	Form	Decoration	Date range	Notes
15	15002	Whiteware	2	7	1	Handle	Jug	U/Dec	M – LC19th	
15	15002	Whiteware	1	1	1	BS	Flatware	Relief moulded leaf pattern; red line int	M – LC19th	
15	15002	Whiteware	1	8	1	Fragment	Figurine	Press-moulded fragment w/ green detailing ext	M – LC19th	
15	15002	Whiteware	1	1	1	Handle	Cup	U/Dec	M – LC19th	
15	15002	Whiteware	1	1	1	BS	Hollow ware	Hand-painted green design int	M – C19th	
15	15002	WSGSW	1	3	1	BS	Hollow ware	Incised ridges & raised lines ext	c.1720 – c.1780	
15	U/S	TP Whiteware	1	1	1	BS	Flatware	Willow	M – LC19th	
16	16002	?Pearlware	2	3	2	BS	Flatware	U/Dec	c.1780 – c.1840	
16	16002	Banded Creamware	1	7	1	Handle	Hollow ware	Moulded handle terminal on a red-brown banded vessel	c.1740 - c.1820	
16	16002	Banded Creamware	1	1	1	BS	Hollow ware	Black band ext	c.1740 - c.1820	
16	16002	BGCW	3	97	3	BS	Pancheon	Brown glaze int only	C18th – C19th	
16	16002	BGCW	3	36	3	BS	Hollow ware	Brown glaze int & partially ext	C18th – EC19th	
16	16002	BGCW	1	39	1	Rim	Hollow ware	Brown glaze int & ext	C18 – EC19th	Clubbed rim w/ stacking scar
16	16002	BGCW	1	50	1	Rim	Pancheon	Brown glaze int only	C19th	Square sectioned rim
16	16002	BGCW	1	7	1	Rim	Hollow ware	Brown glaze int only	C18th - C19th	
16	16002	BGFW	1	1	1	Rim	Hollow ware	Brown glaze int & ext	C18th – C19th	
16	16002	BSGSW	7	31	7	BS	Hollow ware	U/Dec	LC18th – C19th	
16	16002	BSGSW	1	5	1	Handle	Hollow ware	Ridges & grooves on top of handle	C18th – EC19th	
16	16002	BSGSW	1	18	1	Ring foot base	Bowl	U/Dec	LC18th – C19th	
16	16002	BSGSW	3	16	3	Base	Hollow ware	U/Dec	LC18th – C19th	
16	16002	BSGSW	1	3	1	Flat base	Hollow ware	U/Dec	LC18th – C19th	
16	16002	BSGSW	2	11	2	Rim	Dish	U/Dec	LC18th – C19th	
16	16002	BSGSW	2	7	2	BS	Hollow ware	U/Dec	LC18th – C19th	
16	16002	Cane Coloured ware	3	8	3	BS	Hollow ware	U/Dec	C19th	
16	16002	Cane Coloured ware	1	20	1	Rim	Kitchen bowl	White slip int; clubbed rim w/ moulded ext surface	C19th	
16	16002	Cane Coloured ware	1	10	1	Rim	Bowl	U/Dec	C19th	Slightly everted rim
16	16002	Creamware	1	8	1	Rim	Pie dish	U/Dec	c.1740 – c.1820	
16	16002	Creamware	1	3	1	Footring base	Plate	U/Dec	c.1740 - c.1820	
16	16002	Creamware	1	2	1	Ring foot base	Flatware	U/Dec	c.1740 – c.1820	Angular ring foot base

Trench	Context	Type	No	Wt	ENV	Part	Form	Decoration	Date range	Notes
16	16002	Creamware	1	3	1	Flat base	Dish	U/Dec	c.1740 - c.1820	
16	16002	Creamware	3	4	3	BS	Flatware	U/Dec	c.1740 - c.1820	
16	16002	Creamware	2	3	2	BS	Hollow ware	U/Dec	c.1740 - c.1820	
16	16002	Creamware	1	1	1	BS	Plate	Moulded decoration around rim	c.1740 - c.1820	
16	16002	Creamware	1	1	1	BS	?Flatware	U/Dec	c.1740 - c.1820	
16	16002	Edged ware	1	7	1	Rim	Plate	Wavy edge rim w/ moulded rococo pattern & green paint	C/1784 - c.1812	
16	16002	Late Blackware	2	15	2	Rim	Dish/bowl	Black glaze int only	C18th	Hard, dense red fabric
16	16002	Late Blackware	1	18	1	Rim	?Bowl	Black glaze int & ext; heavy clubbed rim	C18th	Dark orange/red fabric; fine and even
16	16002	Late Blackware	2	19	2	BS	Hollow ware	Black glaze int & ext	C18th	Dark orange/red fabric; fine and even
16	16002	Mottled Coarseware	2	15	2	BS	Hollow ware	Mottled glaze int & ext	C18th	
16	16002	MW1	3	7	3	BS	Mug/tankard	MGIE; rilled bands ext	C18th	
16	16002	MW1	6	25	6	BS	Mug/tankard	MGIE	C18th	
16	16002	MW1	2	9	2	Rim	Mug/tankard	MGIE	C18th	
16	16002	MW1	1	13	1	BS & handle stump	Mug/tankard	MGIE	C18th	
16	16002	MW1	3	10	3	BS	Mug/tankard	MGIE; raised ridge ext	C18th	
16	16002	MW1	1	4	1	Base	Mug	MGIE; rilled band above flat base	C18th	
16	16002	MW1	1	5	1	BS	Hollow ware	MGIE	C18th	
16	16002	MW1	1	8	1	BS	Hollow ware	MGE only	C18th	
16	16002	MW1	1	12	1	Rim	Plate	MGI	C18th	Wheel-thrown plate
16	16002	MW1	1	12	1	BS	U/ID	MGI, partial glaze ext	C18th	
16	16002	MW1	1	2	1	BS	Hollow ware	Dark mottled glaze int & partially ext	C18th	
16	16002	MW1	2	5	2	BS	Hollow ware	Light mottled glaze int & ext	C18th	
16	16002	MW1	1	1	1	BS	?Plate	Dark glaze int only	C18th	Fabric as MW1
16	16002	MW1 type	1	8	1	Handle	Mug/tankard	MG but heavily burnt/discoloured	C18th	
16	16002	MW1 type	1	5	1	BS	Hollow ware	Very dark glaze int & ext	C18th	Fine buff fabric as MW1 but the glaze is much darker
16	16002	MW1 type	1	3	1	BS	U/ID	Dark glaze int only, glaze fuming ext	C18th	Fine buff fabric as MW1 but the glaze is much darker



Trench	Context	Type	No	Wt	ENV	Part	Form	Decoration	Date range	Notes
16	16002	Pearlware	1	3	1	Rim	Jar	U/Dec	c.1780 – c.1840	
16	16002	Redware	2	16	2	BS	Dish	Clear glaze int only	C17th – EC18th	
16	16002	Slip Banded CC ware	3	7	3	Rim	Hollow ware	Brown and white narrow slip lines ext	C19th	
16	16002	Slip Banded CC ware	1	3	1	Rim	Hollow ware	Multiple thin white slip lines ext	C19th	
16	16002	Slip Banded CC ware	1	2	1	BS	Hollow ware	Blue and white thin slip lines ext	C19th	
16	16002	Slip Banded CC ware	1	2	1	BS	Hollow ware	Brown & white slip lines ext	C19th	
16	16002	Slip Banded CC ware	1	2	1	BS	Hollow ware	Blue & white slip lines ext	C19th	
16	16002	Slip Banded CC ware	1	4	1	BS	Hollow ware	Thin brown & white slip lines ext	C19th	
16	16002	Slip Banded CC ware	1	2	1	Rim	Hollow ware	White slip band ext	C19th	
16	16002	Slipware	1	6	1	BS	Dish	Trailed white slip on brown & red-brown background	C18th	Press-moulded dish; buff fabric
16	16002	Slipware	1	4	1	BS	Dish	White slip on red int	C18th	Press-moulded dish; fine red fabric
16	16002	Slipware	1	2	1	BS	Dish	Red slip on white; banded decoration int	C18th	Press-moulded dish; fine red fabric
16	16002	Sponged ware	1	1	1	Rim	Saucer	Green sponging int	c.1830+	
16	16002	TP Pearlware	1	5	1	Recessed base	Plate	Finely printed arboreal design	c.1780 – c.1840	
16	16002	TP Pearlware	1	2	1	BS	Flatware	U/ID TP design int	c.1780 – c.1840	
16	16002	TP Pearlware	1	1	1	BS	Flatware	U/ID TP design int	c.1780 – c.1840	
16	16002	TP Whiteware	1	9	1	Rim	Plate	Wild Rose	M – LC19th	
16	16002	TP Whiteware	1	11	1	Rim	Plate	Willow	M – LC19th	
16	16002	TP Whiteware	1	4	1	BS	Plate	Asiatic Pheasants	M – LC19th	
16	16002	TP Whiteware	1	1	1	BS	Flatware	U/ID TP design int	M – LC19th	
16	16002	TP Whiteware	1	1	1	BS	Flatware	TP Flow Blue design int	c.1840+	
16	16002	TP Whiteware	1	1	1	BS	Hollow ware	Dendritic design int & ext	M – LC19th	
16	16002	URE	2	22	2	BS	Hollow ware	U/Dec	LC18th – C19th	
16	16002	URE	1	10	1	Rim	Hollow ware	U/Dec	C19th	Everted rim
16	16002	Whiteware	1	6	1	Base	Dish	U/Dec	M – LC19th	
16	16002	Whiteware	1	2	1	Handle	Hollow ware	U/Dec	M – LC19th	
16	16002	Whiteware	1	1	1	BS	Hollow ware	U/Dec	M – LC19th	

Trench	Context	Type	No	Wt	ENV	Part	Form	Decoration	Date range	Notes
16	16002	Whiteware	1	5	1	Rim & spout	Jug	Low relief moulding ext	M – LC19th	Crazed & discoloured
16	16002	Whiteware	1	1	1	BS	Hollow ware	Bluing int & ext	M – LC19th	
16	16002	Whiteware	1	3	1	Ring foot base	Hollow ware	U/Dec	M – LC19th	Heavily burnt
16	16008	?Mottled ware	1	3	1	BS	Hollow ware	MGIE	?C18th	Odd fragment
16	16008	Banded ware	2	2	2	BS	Hollow ware	Grey-green band & black slip lines ext	C19th	
16	16008	Banded ware	1	5	1	BS	Hollow ware	Salmon pink band ext	M – LC19th	
16	16008	Banded ware	1	2	1	BS	Hollow ware	Thin black line ext	M – LC19th	
16	16008	Banded ware	1	5	1	BS	Hollow ware	Red band ext	M – LC19th	
16	16008	Banded ware	1	2	1	BS	Hollow ware	Rilled band ext & discoloured bands ext	C19th	Heavily burnt & discoloured
16	16008	Banded ware	1	4	1	Rim	Hollow ware	Blue band ext; brown/gold lustre band	LC18th – C19th	Fine Redware body
16	16008	BGCW	1	168	1	Base	Pancheon	Brown glaze int only	C18th – C19th	Use-wear on underside
16	16008	BGCW	18	253	18	BS	Pancheon	Brown glaze int	C18th – C19th	
16	16008	BGCW	8	74	8	BS	Hollow ware	Brown glaze int & ext	C18th – C19th	
16	16008	BGCW	1	50	1	Base	Pancheon	Brown glaze int only	C18th – C19th	
16	16008	BGCW	1	23	1	Rim	Pancheon	Brown glaze int only	C18th – C19th	Angular rim
16	16008	BGCW	1	50	1	Base	?Hollow ware	Brown glaze int & partially on underside of base	C18th – EC19th	
16	16008	BGCW	1	16	1	Rim	Pancheon	Brown glaze int	C18th – C19th	
16	16008	BGCW	2	18	2	BS	Pancheon	Brown glaze int	C18th – C19th	
16	16008	BGFW	2	64	2	Base	Hollow ware	Black glaze int & ext	C18th – EC19th	Footed base
16	16008	BGFW	1	5	1	Rim	Jar	Mottled black glaze int & partially ext	C18th	
16	16008	BGFW	1	6	1	Rim	Jar	Black glaze int & ext	C18th	Hard, dense dark red fabric
16	16008	Biscuit fired ware	1	32	1	Base	Hollow ware	U/Dec but w/ perforated wall	C18th	Straight-sided vessel but finer than a saggur
16	16008	Blackware	1	37	1	Base	Cup/tyg	Black glaze int & ext	C17th	
16	16008	Blackware	4	15	4	BS	Hollow ware	Black glaze int & ext	C17th	
16	16008	Blackware	1	4	1	Handle	Cup/tyg	Black glaze	C17th	Dark orange fabric
16	16008	Blue Banded ware	2	10	2	BS	Hollow ware	Blue bands & lines int & ext	C19th	
16	16008	Blue Banded ware	2	4	2	Rim	Hollow ware	Blue lines ext	C19th	
16	16008	Blue Banded ware	1	12	1	BS	Hollow ware	Thin blue line ext	C19th	Thick body sherd

Trench	Context	Type	No	Wt	ENV	Part	Form	Decoration	Date range	Notes
16	16008	Blue Banded ware	1	3	1	Rim	Hollow ware	Rilled band below rim w/ bluer paint, plain blue band on body	C18th – EC19th	
16	16008	Blue Banded ware	1	1	1	BS	Hollow ware	Blue band ext	C19th	
16	16008	Blue Banded ware	1	16	1	Recessed base	Jar	Pale blue surface ext	C19th	
16	16008	Bone China	1	9	1	Ring foot base	Flatware	Red-gold concentric circles in centre of vessel	C19th	
16	16008	Bone China	1	6	1	Footring base	Cup/bowl	U/Dec	C19th	
16	16008	Bone China	1	3	1	Rim	Saucer	U/Dec	C19th	
16	16008	Bone China	4	7	4	BS	Hollow ware	U/Dec	C19th	
16	16008	Bone China	1	1	1	Footring base	Plate	U/Dec	C19th	
16	16008	Bone China	2	3	1	BS	U/ID	U/Dec	C19th	
16	16008	Bone China	1	3	1	Rim	Plate	U/Dec	C19th	
16	16008	Bone China	1	2	1	Footring base	Flatware	U/ID	C19th	Heavily burnt
16	16008	BSGSW	1	4	1	BS	Mug/tankard	Rilled band ext	C18th	
16	16008	BSGSW	6	25	6	BS	Mug/tankard	U/Dec	C18th	
16	16008	BSGSW	3	5	3	BS	Mug/tankard	Incised line ext	C18th	
16	16008	BSGSW	1	5	1	BS	Mug/tankard	Parallel horizontal incised lines ext; shallow vertical fluting	C18th	
16	16008	BSGSW	1	7	1	BS	Mug/tankard	Raised ridges & grooves ext	C18th	
16	16008	BSGSW	1	7	1	BS	Hollow ware	Double incised lines ext	C18th	
16	16008	BSGSW	1	1	1	BS	Hollow ware	Raised ridge ext	C18th	
16	16008	BSGSW	6	15	6	BS	Hollow ware	Incised lines ext	C18th – C19th	
16	16008	BSGSW	1	10	1	BS & handle	Mug/tankard	Rilled band ext	C18th	
16	16008	BSGSW	1	2	1	Handle	Mug/tankard	Ridges on top of rim	C18th	
16	16008	BSGSW	1	7	1	Handle	Mug/tankard	U/Dec	C18th	
16	16008	BSGSW	1	7	1	Handle	Mug/tankard	U/Dec	C18th	Secondarily burnt
16	16008	BSGSW	4	15	4	BS	Hollow ware	Brown ext, green int	C19th	
16	16008	BSGSW	2	6	2	BS	Hollow ware	U/Dec	C18th	
16	16008	BSGSW	3	23	3	BS	Hollow ware	U/Dec	C18th	
16	16008	BSGSW	1	20	1	BS	Bowl	Double inc line below sharply everted rim	C19th	
16	16008	BSGSW	2	21	2	BS	Hollow ware	Stamped decoration ext	C19th	
16	16008	BSGSW	1	21	1	BS	Hollow ware	Brown ext, grey int	C19th	
16	16008	BSGSW	1	4	1	Rim	Jar	Incised lines below everted rim	C19th	
16	16008	BSGSW	1	10	1	Lid-seated rim	Jar	Profiled lid-seated rim	C19th	
16	16008	BSGSW	1	2	1	BS	Hollow ware	Multiple combed wavy lines ext	C18th – C19th	

Trench	Context	Type	No	Wt	ENV	Part	Form	Decoration	Date range	Notes
16	16008	BSGSW	1	3	1	BS	Hollow ware	Rouletted line ext	C19th	
16	16008	BSGSW	2	9	2	Rim	Dish	U/Dec	C19th	Sharply everted rim
16	16008	BSGSW	1	1	1	Rim	Hollow ware	U/Dec	C18th	
16	16008	BSGSW	1	5	1	Footed base	Hollow ware	U/Dec	C18th – C19th	Low footed base
16	16008	BSGSW	3	29	3	Flat base	Hollow ware	U/Dec	C18th – C19th	
16	16008	BSGSW	1	4	1	BS	Hollow ware	Incised line ext	C19th	
16	16008	BSGSW	1	4	1	BS	Jar	Brown ext, green int	C19th	
16	16008	Cane Coloured ware	1	12	1	Flat base	Pie dish	U/Dec	C19th	
16	16008	Cane Coloured ware	8	51	8	BS	Hollow ware	U/Dec	C19th	
16	16008	Cane Coloured ware	2	8	2	Ring foot base	Cup/bowl	U/Dec	C19th	Round ring foot base
16	16008	Cane Coloured ware	1	4	1	BS & handle stump	Hollow ware	U/Dec	C19th	
16	16008	Cane Coloured ware	1	1	1	BS	Hollow ware	Brown mottling ext	C19th	
16	16008	Cane Coloured ware	1	2	1	BS	Hollow ware	Relief moulding ext	C19th	
16	16008	Cane Coloured ware	1	8	1	BS & handle stump	Hollow ware	U/Dec	C19th	
16	16008	Cane Coloured ware	1	11	1	BS	Hollow ware	Relief moulded ext; white slip int	M – LC19th	
16	16008	Coal Measures Purple	1	6	1	BS	Hollow ware	Purple glazed ext	C15th – C16th	
16	16008	Coarse Blackware	3	171	3	BS	Hollow ware	Black glaze int & ext	C18th	Large Blackware jar
16	16008	Colour Glazed ware	1	9	1	Ring foot base	Dish	Bright yellow finish int & ext	M – LC19th	cf sherds of this or similar vessels in other contexts
16	16008	Colour Glazed ware	1	2	1	BS	Hollow ware	Dark green ext	M – LC19th	
16	16008	Colour Glazed ware	1	3	1	BS	Hollow ware	Red-brown ext w/ white elements	C19th	
16	16008	Colour Glazed ware	1	1	1	Rim	Hollow ware	Dark glaze on thin red slip	C18th	
16	16008	Creamware	1	12	1	Rim	Pie dish	U/Dec	c.1740 – c.1820	
16	16008	Creamware	5	18	5	Rim	Plate	U/Dec	c.1740 – c.1820	
16	16008	Creamware	3	6	3	Footring base	Plate	U/Dec	c.1740 – c.1820	
16	16008	Creamware	14	37	14	BS & flakes	Flatware	U/Dec	c.1740 – c.1820	

Trench	Context	Type	No	Wt	ENV	Part	Form	Decoration	Date range	Notes
16	16008	Creamware	1	2	1	Rim	Hollow ware	U/Dec	c.1740 – c.1820	
16	16008	Creamware	1	5	1	Recessed base	Jar	U/Dec	c.1740 – c.1820	
16	16008	Edged ware	2	5	2	Rim	Plate	Rococo moulded edge w/ blue paint	c.1784 – c.1812	
16	16008	Gritty ware	1	10	1	Base	Hollow ware	U/Dec	?Medieval	Abundant angular quartz grit
16	16008	Late Blackware	24	117	24	BS	Hollow ware	Black glaze int & partially ext	C18th	
16	16008	Late Blackware	3	31	3	Footed base	Hollow ware	Black glaze int	C18th	
16	16008	Late Blackware	1	9	1	Handle	Hollow ware	Black glaze int & ext	C18th	
16	16008	Late Blackware	1	16	1	Base	Hollow ware	Black glaze int	C18th	
16	16008	Late Blackware	1	13	1	BS	Hollow ware	Black glaze int & ext	C18th	Very light buff fabric
16	16008	Late Blackware	2	65	2	Base	Jar	Black glaze int & ext	C18th	Light buff fabric
16	16008	Late Blackware	1	2	1	Rim	Hollow ware	Black glaze int & ext	C18th	Everted overhanging rim
16	16008	Late Blackware	3	8	3	Rim	Hollow ware	Black glaze int & ext	C18th	Round clubbed rim; fine dark red fabric
16	16008	Late Blackware	1	1	1	Rim	Hollow ware	Black glaze int & ext	C18th	Everted rim, fine red fabric
16	16008	Late Blackware	1	2	1	Base	Hollow ware	Black glaze ext	C18th	Footed base; fine light buff fabric
16	16008	Mocha ware	1	5	1	BS	Hollow ware	Blue Mocha trees on a white slip band	C19th	
16	16008	Mocha ware	1	5	1	Rim	Hollow ware	Rilled band w/ green colour; brown mocha tree on cane coloured band	LC18th – EC19th	
16	16008	Mottled Coarseware	1	59	1	BS	Hollow ware	Mottled glaze int only	C18th	
16	16008	Mottled Coarseware	1	15	1	BS	Hollow ware	Mottled glaze int & ext w/ shallow impressed lines ext	C18th	
16	16008	Mottled Coarseware	1	28	1	Base	Hollow ware	Mottled glaze int & ext	C18th	
16	16008	Mottled Coarseware	1	11	1	Handle	Hollow ware	Mottled glaze	C18th	
16	16008	Mottled Coarseware	1	26	1	Base	Hollow ware	Mottled glaze int only	C18th	
16	16008	Mottled ware	1	12	1	BS	Hollow ware	Purple glaze (overfired) int only	C18th	Fine dark orange fabric w/ fine black grains
16	16008	Mottled ware	1	3	1	BS	Hollow ware	Dark glaze int only	C18th	Fine hard dense red body
16	16008	Mottled ware	1	40	1	Base	U/ID	Unglazed	C18th	Central part of base; fine red

Trench	Context	Type	No	Wt	ENV	Part	Form	Decoration	Date range	Notes
										fabric
16	16008	MW type	1	2	1	BS	Hollow ware	Overfired discoloured glaze	C18th	
16	16008	MW1	7	61	7	Base	Mug/tankard	Mottled glaze in & ext above narrow incised rilled band ext	C18th	
16	16008	MW1	2	34	2	Base	Mug/tankard	MGIE; wide rilling	C18th	
16	16008	MW1	1	21	1	Base	Mug/tankard	MGIE; wide rilling, overfired glaze	C18th	
16	16008	MW1	2	67	1	Base	Mug/tankard	Double ridge above base	C18th	
16	16008	MW1	1	16	1	Base	Mug/tankard	MGIE; ridge above base	C18th	
16	16008	MW1	1	16	1	Base	Mug/tankard	MGIE; triple ridge above base ext	C18th	
16	16008	MW1	1	54	1	Base & handle stump	Handled jar	Dark MGIE	C18th	
16	16008	MW1	1	26	1	Base	Hollow ware	Dark MGIE	C18th	Slightly bulging body
16	16008	MW1	1	8	1	Base	Mug/tankard	MGI; double ridge ext	C18th	
16	16008	MW1	1	9	1	Base	Mug/tankard	Dark MGIE; low relief band ext	C18th	
16	16008	MW1	1	12	1	Base	Jar	Dark MGIE	C18th	
16	16008	MW1	1	40	1	Rim	Open jar	MGIE	C18th	Small rounded overhanging rim
16	16008	MW1	3	90	3	Tube handle	Cooking pot	MGI, unglazed ext & handle	C18th	
16	16008	MW1	16	102	16	Handle	Mug/tankard	MGIE	C18th	Typical mug handles
16	16008	MW1	1	167	1	BS & handle	Mug/tankard	MGIE & rilled band ext	C18th	
16	16008	MW1	4	37	4	BS & handle stump	Mug/tankard	MGIE & rilled band ext	C18th	
16	16008	MW1	3	23	3	Rim	Mug/tankard	MGIE & broad rilled band below rim	C18th	Flared rims; two of the three have contact scars on rim
16	16008	MW1	1	7	1	Ring foot base	Porringer	Dark MGIE; broad turned ring foot base	C18th	Unusual base
16	16008	MW1	10	47	10	BS	Mug/tankard	MGIE; broad rilled bands ext	C18th	
16	16008	MW1	1	6	1	BS	Mug/tankard	MGIE & double rilled bands ext	C18th	
16	16008	MW1	2	6	2	BS	Mug/tankard	MGIE w/ rilled band & broader raised ridges ext	C18th	
16	16008	MW1	4	14	4	BS	Mug/tankard	MGIE w/ rilled bands ext	C18th	
16	16008	MW1	15	57	15	BS	Mug/tankard	MGIE w/ triple or multiple raised ridged ext	C18th	
16	16008	MW1	11	32	11	BS	Mug/tankard	MGIE w/ raised ridges ext	C18th	
16	16008	MW1	1	5	1	BS	Mug/tankard	MGIE w/ wide rilled bands ext	C18th	Blistered glaze ext
16	16008	MW1	15	69	15	BS	Mug/tankard	MGIE	C18th	Parallel sided vessel

Trench	Context	Type	No	Wt	ENV	Part	Form	Decoration	Date range	Notes
16	16008	MW1	8	94	8	BS	Porringer type	MGIE	C18th	Rounded bodied vessels
16	16008	MW1	37	75	37	BS	Hollow ware	MGIE	C18th	
16	16008	MW1	6	102	6	BS	?Jar	MGIE	C18th	
16	16008	MW1	1	26	1	Flat base	?Cooking pot	MGI; glaze fumed ext	C18th	
16	16008	MW1	1	19	1	Footed base	Porringer	Dark MGIE	C18th	
16	16008	MW1	1	23	1	Footed base	Porringer	MGIE	C18th	Handle stump attached to footed base
16	16008	MW1	1	9	1	Footed base	Porringer	MGIE	C18th	
16	16008	MW1	1	17	1	Footed base	Porringer	Dark MGIE	C18th	
16	16008	MW1	1	11	1	Footed base	Porringer	MGIE	C18th	
16	16008	MW1	2	28	1	Footed base	Porringer	MGIE	C18th	
16	16008	MW1	2	16	1	Footed base	Porringer	MGIE	C18th	
16	16008	MW1	1	23	1	Footed base	Porringer	MGIE	C18th	Overfired
16	16008	MW1	1	18	1	Footed base	Porringer	Dark MGIE	C18th	
16	16008	MW1	1	12	1	Footed base	Porringer	Dark MGIE	C18th	
16	16008	MW1	1	12	1	Footed base	Porringer	Dark MGIE	C18th	
16	16008	MW1	1	28	1	Footed base	Porringer	MGIE	C18th	
16	16008	MW1	1	19	1	Footed base	Porringer	Dark MGIE	C18th	
16	16008	MW1	1	23	1	Footed base	Porringer	Dark MGIE	C18th	Thick glaze pool int
16	16008	MW1	1	11	1	Footed base	Porringer	MGIE	C18th	
16	16008	MW1	4	19	4	Rim	Hollow ware	MGIE	C18th	Flared rim
16	16008	MW1	11	37	11	Rim	Mug/tankard	MGIE	C18th	
16	16008	MW1	14	32	14	Rim	Hollow ware	MGIE	C18th	
16	16008	MW1	2	39	2	Rim & spout	Jug	MGI only	C18th	
16	16008	MW1	3	40	3	Rim	Hollow ware	MGI only	C18th	Flared rim
16	16008	MW1	2	46	2	BS	Hollow ware	MGI only	C18th	Glaze over broken edges
16	16008	MW1	1	20	1	BS	Hollow ware	MGI & partially ext	C18th	
16	16008	MW1	3	12	3	BS	Hollow ware	MGI only	C18th	
16	16008	MW1	1	11	1	Rim	Plate/bowl	Greenish, slightly mottled glaze int only	C18th	Deep plate or shallow bowl w/ everted rim
16	16008	MW1	2	19	2	Rim	Plate/bowl	Greenish, slightly mottled glaze int only	C18th	Deep plate or shallow bowl w/ wide everted rim

Trench	Context	Type	No	Wt	ENV	Part	Form	Decoration	Date range	Notes
16	16008	MW1	1	7	1	Rim	Plate/bowl	Pale MGI	C18th	Deep plate or shallow bowl
16	16008	MW1	1	18	1	Rim	Plate/bowl	Purple overfired glaze int only	C18th	
16	16008	MW1	1	7	1	Rim	Plate	Purple (?overfired) glaze int only	C18th	Wide shallow rim
16	16008	MW1	1	3	1	BS	Plate/bowl	MGI only	C18th	
16	16008	MW1	1	5	1	BS	Plate/bowl	Yellow glaze int only	C18th	
16	16008	MW1	4	8	4	Rim	Plate/bowl	MGI only	C18th	
16	16008	MW1	1	19	1	Base	U/ID	Unglazed	C18th	Central part of base
16	16008	MW1	2	20	2	BS	RBV	Dark MGIE	C18th	
16	16008	MW1	1	7	1	BS	Hollow ware	MGI only, unglazed ext	C18th	
16	16008	MW1	2	20	2	Base	Hollow ware	MGI only	C18th	
16	16008	MW1	1	2	1	Rim	Plate/bowl	MGIE	C18th	
16	16008	MW1	2	11	2	BS	Hollow ware	Greenish mottled glaze int & ext	C18th	
16	16008	MW1	1	5	1	BS	Hollow ware	MGI	C18th	
16	16008	MW1	8	32	8	BS	Hollow ware	MGIE	C18th	Wasters; Four pairs of sherds attached to each other
16	16008	MW1	1	112	1	Base & body	Porringer	MGIE	C18th	Waster; Distorted body
16	16008	MW1	2	72	1	Base	Porringer	MGIE; base attached to part of kiln shelf	C18th	Waster
16	16008	MW1	1	32	1	Base	Porringer	Dark MGIE; body w/ handle stump	C18th	Waster; base attached to a pellet
16	16008	MW1	1	33	1	Base	Mug/tankard	MGIE; heavily discoloured	C18th	Distorted body
16	16008	MW1	1	130	1	Profile	Jar	MGIE but heavily blistered & discoloured	C18th	Distorted body
16	16008	MW1	8	85	8	BS	Hollow ware	MGIE; all discoloured and overfired	C18th	Slightly distorted body sherds
16	16008	MW1	1	10	1	Rim	Mug/tankard	MGIE; raised ridges ext	C18th	
16	16008	MW1	1	9	1	BS	Mug/tankard	MGIE & rilled band ext	C18th	Waster; lump of fired clay attached to ext of body
16	16008	MW1	1	7	1	BS	U/ID	U/ID	C18th	Two heavily overfired rim sherds attached to fired clay frags
16	16008	MW1	1	32	1	Base	Mug/tankard	Rilled band above base	C18th	Misfired sherds
16	16008	MW1	1	25	1	Base	Porringer	Overfired MGIE	C18th	Waster w/ misfired



Trench	Context	Type	No	Wt	ENV	Part	Form	Decoration	Date range	Notes
										glaze
16	16008	MW1	1	38	1	Base	U/ID	Dark MGI only	C18th	Overfired
16	16008	MW1	1	11	1	Base	Mug/tankard	MGIE & rilled line above base	C18th	Lump of overfired clay attached to base
16	16008	MW1	1	9	1	Base	?Porringer	Dark glaze int & ext	C18th	Lumps of burnt/overfired clinker attached to body
16	16008	MW1	1	18	1	BS	Hollow ware	Dark MGI only	C18th	
16	16008	MW1	1	7	1	Base	Mug/tankard	Dark MGIE & rilled band above base	C18th	Waster w/ fragment of shelf on base
16	16008	MW1	1	2	1	Rim	Hollow ware	Overfired blistered glaze int & ext	C18th	Waster
16	16008	MW1	1	5	1	BS	Hollow ware	MGIE	C18th	Distorted rim & contact scar ext
16	16008	MW1	1	2	1	Rim	Mug/tankard	Dark overfired MGIE	C18th	Blistered
16	16008	MW1	2	56	1	Footed base	Hollow ware	Dark MGIE	C18th	
16	16008	MW1	1	1	1	BS	Hollow ware	MGIE	C18th	
16	16008	MW1	1	8	1	BS	Hollow ware	MGIE & part of rilled band on lower body	C18th	
16	16008	MW1	2	15	2	Base	Mug/tankard	Dark brown glaze int & ext w/& rilled band above base	C18th	
16	16008	MW1	1	6	1	Base	Porringer	Dark MGIE	C18th	
16	16008	MW1	1	9	1	BS	Hollow ware	MGIE, dark ext	C18th	
16	16008	MW1	1	5	1	Flat base	Hollow ware	MGI	C18th	
16	16008	MW1	1	2	1	Base	Hollow ware	Dark MGI	C18th	
16	16008	MW1	1	2	1	Base	Hollow ware	MGIE	C18th	
16	16008	MW1 type	1	1	1	BS	Hollow ware	Clear glaze int & ext	C18th	
16	16008	MW1 type	16	65	16	BS	Hollow ware	MGIE	C18th	Some variation in fabrics around MW1
16	16008	MW2	2	23	2	Footed base	Hollow ware	Dark MGIE	C18th	Fine white fabric
16	16008	MW2	2	13	2	BS	Hollow ware	Dark MGI	C18th	Fine white fabric
16	16008	MW2 type	1	14	1	Base	Hollow ware	MGIE	C18th	
16	16008	Pearlware	1	2	1	Rim	Hollow ware	Orange on top of rim	c.1780 - c.1840	
16	16008	Pearlware	1	2	1	BS	Dish	Hand painted blue tendril design int	M – LC19th	
16	16008	Porcelain	1	1	1	Rim	Hollow ware	Fine blue decoration int & ext; design unidentified	?C18th – EC19th	?Imported

Trench	Context	Type	No	Wt	ENV	Part	Form	Decoration	Date range	Notes
16	16008	Porcelain	1	2	1	Rim	Dish	Pale blue geometric border int, U/ID blue design ext	?C18th – C19th	?Imported
16	16008	Redware	1	41	1	Rim	Dish	Clear glaze int; red slip ext	C17th – EC19th	
16	16008	Redware	2	14	2	BS	Dish	Clear glaze int	C17th – EC18th	
16	16008	Redware	1	6	1	Flake	U/ID	Clear glaze int only; ext flaked	C17th – EC18th	
16	16008	Slip Banded CC ware	3	13	3	BS	Hollow ware	White slip lines ext	C19th	
16	16008	Slip Banded CC ware	1	3	1	BS	Hollow ware	White band ext & narrow black slip lines ext	C19th	
16	16008	Slip Banded CC ware	1	1	1	BS	Hollow ware	Black slip lines ext	C19th	
16	16008	Slipware	1	5	1	BS	Dish	Red-brown, brown & white slip bands int	C18th	Press-moulded dish
16	16008	Slipware	1	3	1	BS	Dish	Brown & white slip bands int	C18th	
16	16008	Slipware	1	9	1	Rim	Dish	White & brown slip bands int; pie crust rim	C18th	
16	16008	Slipware	1	27	1	Rim	Dish	Brown, red-brown & white curvilinear designs int; pie-crust rim	C18th	
16	16008	Slipware	1	7	1	BS	Dish	Red slip int w/ trailed and dotted white slip decoration	C18th	Press-moulded dish
16	16008	Slipware type 1	1	39	1	Rim	Dish	Trailed white slip on top of rim	C17th – EC18th	Flaked glaze
16	16008	Slipware type 1	1	24	1	BS	Dish	Trailed white slip int; knife trimmed ext	C17th – EC18th	Flaked int
16	16008	Slipware type 1	1	20	1	Rim	Dish	Clear glaze int w/ trailed white slip on rim	C17th – EC18th	Flaked int
16	16008	Sponge Printed ware	1	4	1	Rim	Pie dish	Blue sponged leaf shapes	c.1840+	
16	16008	Sponged ware	2	5	2	BS	Flatware	Blue sponging int	c.1830+	
16	16008	Sponged ware	1	2	1	BS	Hollow ware	Blue sponging int & ext	c.1830+	
16	16008	Sponged ware	1	1	1	BS	Plate	Purple sponging int	c.1830+	
16	16008	Stoneware	5	93	5	BS	Flagon	Green int & ext	C19th – EC20th	
16	16008	Stoneware	1	11	1	BS	Flagon	Green int & ext w/ applied plaque ext	C19th – EC20th	
16	16008	Stoneware	7	73	7	BS	Jar	Pale buff int & ext	MC19th – EC20th	
16	16008	Stoneware	1	14	1	Rim	Jar	Pale buff int & ext; groove below rim	MC19th – EC20th	
16	16008	Stoneware	1	33	1	Semi-recessed base	Jar	Pale buff int & ext	MC19th – EC20th	
16	16008	Stoneware	4	68	4	Rim & BS	Jar	Pale buff body int & ext; iron-wash band around rim & upper body	MC19th – EC20th	
16	16008	Stoneware	7	222	7	Rim	Jam jar	Fluted body; narrow fluting	MC19th – EC20th	Rim shapes suggest a maximum of 6 jars
16	16008	Stoneware	27	333	27	BS	Jam jar	Fluted body; narrow fluting	MC19th – EC20th	

Trench	Context	Type	No	Wt	ENV	Part	Form	Decoration	Date range	Notes
16	16008	Stoneware	3	70	3	Base	Jam jar	Fluted body; narrow fluting	MC19th – EC20th	
16	16008	Stoneware	9	190	9	Rim	Jam jar	Narrow fluting on body & iron wash band around rim	MC19th – EC20th	
16	16008	Stoneware	3	11	3	Rim	Jam jar	Iron wash band on rim	MC19th – EC20th	Broken around groove below rim
16	16008	Stoneware	3	51	3	BS	Jam jar	Narrow fluting on body & iron wash band below rim	MC19th – EC20th	
16	16008	Stoneware	1	19	1	Lid-seated rim	Jar	Brown iron wash around rim & shoulder	MC19th – EC20th	
16	16008	Stoneware	1	3	1	Rim	Jam jar	U/Dec	MC19th – EC20th	Broken above fluting
16	16008	Stoneware	1	9	1	Rim	Jam jar	Green finish	MC19th – EC20th	
16	16008	Stoneware	1	5	1	Rim	Jar	Iron wash on rim	MC19th – EC20th	Beaded rim
16	16008	Stoneware	1	13	1	BS/Shoulder	Jar	Brown int & ext; parallel grooves ext	MC19th – EC20th	
16	16008	Stoneware	1	7	1	Rim	Jar	Green int & ext; clubbed rim	MC19th – EC20th	
16	16008	Stoneware	1	14	1	BS/shoulder	Jar	Brown iron wash band ext	MC19th – EC20th	
16	16008	Stoneware	1	12	1	BS	Hollow ware	Grey stoneware	MC19th – EC20th	
16	16008	Stoneware	1	6	1	Rim	Bowl	Brown ext, grey int	MC19th – EC20th	Clubbed rim
16	16008	Stoneware	3	19	3	BS	Hollow ware	Grey to white stoneware	MC19th – EC20th	
16	16008	Stoneware	1	4	1	Rim	Hollow ware	White stoneware	MC19th – EC20th	Beaded rim
16	16008	Stoneware	1	2	1	BS	Jam jar	Fluted body; white int & ext	MC19th – EC20th	
16	16008	Stoneware	1	12	1	BS	Hollow ware	Relief moulded figure ext	C19th	
16	16008	Stoneware	2	4	2	BS	Hollow ware	U/Dec	C19th	
16	16008	Stoneware	1	3	1	BS	Hollow ware	U/Dec	C19th	Brown ext, u/glazed int
16	16008	Tin Glazed Earthenware	2	4	2	BS	Flatware	U/Dec	MC16th - MC18th	
16	16008	TP Pearlware	7	9	7	BS	Hollow ware	Various U/ID TP designs ext	c.1780 - c.1840	
16	16008	TP Pearlware	7	8	7	BS	Flatware	Various U/ID TP design	c.1780 - c.1840	
16	16008	TP Pearlware	3	6	3	BS	Flatware	U/ID TP Chinese landscape design ext	c.1780 - c.1840	
16	16008	TP Pearlware	3	4	3	Footring base	Flatware	Various U/ID TP designs int	c.1780 - c.1840	
16	16008	TP Pearlware	1	4	1	Ring foot base	Cup/bowl	U/ID TP design ext	c.1780 - c.1840	
16	16008	TP Whiteware	3	23	1	Profile	Saucer	Brown printed geometric floral design	M – LC19th	
16	16008	TP Whiteware	1	6	1	Footring base	Plate	Blue printed leaf & flower design int	M – LC19th	
16	16008	TP Whiteware	1	3	1	Rim	Hollow ware	Brown printed flower & tendril design ext	M – LC19th	
16	16008	TP Whiteware	1	1	1	BS	Hollow ware	Brown printed floral design	M – LC19th	
16	16008	TP Whiteware	1	1	1	BS	Hollow ware	Black printed landscape ext	M – LC19th	
16	16008	TP Whiteware	1	4	1	BS	Hollow ware	Black printed design on a red ext body;	M – LC19th	cf. Trinity Walk,

Trench	Context	Type	No	Wt	ENV	Part	Form	Decoration	Date range	Notes
								footballing scene		Wakefield
16	16008	TP Whiteware	1	2	1	BS	Hollow ware	U/ID TP design ext	M – LC19th	
16	16008	TP Whiteware	17	75	12	Rim & BS	Plate	Willow	M – LC19th	
16	16008	TP Whiteware	3	11	3	BS	Flatware	Light blue vine & tendril and geometric designs int	M – LC19th	
16	16008	TP Whiteware	2	5	1	BS	Flatware	?Wild Rose	M – LC19th	
16	16008	TP Whiteware	1	1	1	Rim	Plate	Wild Rose	M – LC19th	
16	16008	TP Whiteware	2	3	2	Rim & BS	Flatware	Purple Sea Grass / Fibre pattern int	M – LC19th	
16	16008	TP Whiteware	1	2	1	BS	Hollow ware	Black printed dendritic design int & ext	M – LC19th	
16	16008	TP Whiteware	1	10	1	Ring foot base	Bowl	Pale blue TP design ext	M – LC19th	
16	16008	TP Whiteware	1	2	1	Handle	Cup	Blue all over	M – LC19th	
16	16008	TP Whiteware	1	5	1	Footring base	Plate	U/ID TP design int	M – LC19th	
16	16008	TP Whiteware	1	3	1	BS	Hollow ware	Flow Blue TP design int & ext	c.1840+	
16	16008	TP Whiteware	1	3	1	BS	Cup/bowl	Pale blue Chinese landscape ext	M – LC19th	
16	16008	TP Whiteware	1	2	1	BS	Hollow ware	Geometric pattern int & ext	M – LC19th	
16	16008	TP Whiteware	1	2	1	Flake	Flatware	Blue printed tendril design int	M – LC19th	
16	16008	TP Whiteware	3	5	3	BS	Flatware	U/ID TP designs int	M – LC19th	
16	16008	TP Whiteware	1	2	1	Handle	Hollow ware	TP design on spine of handle	M – LC19th	
16	16008	TP Whiteware	1	2	1	BS	Hollow ware	U/ID TP design	M – LC19th	
16	16008	URE	2	32	2	BS	Flowerpot	U/Dec	C19th	
16	16008	Whiteware	5	16	5	BS	Flatware	U/Dec	M – LC19th	
16	16008	Whiteware	19	119	19	BS	Hollow ware	U/Dec	M – LC19th	
16	16008	Whiteware	2	11	2	Rim	Jar	U/Dec	M – LC19th	
16	16008	Whiteware	1	4	1	BS	Jar	Fluted body	M – LC19th	
16	16008	Whiteware	1	3	1	Rim	Pie dish	U/Dec	M – LC19th	Sharply everted rim
16	16008	Whiteware	1	3	1	Double footring base	Plate	U/Dec	M – LC19th	
16	16008	Whiteware	1	4	1	BS	Hollow ware	U/Dec	M – LC19th	
16	16008	Whiteware	1	3	1	BS & handle	Cup	U/Dec	M – LC19th	
16	16008	Whiteware	1	1	1	Rim	Hollow ware	U/Dec	M – LC19th	
16	16008	Whiteware	2	5	2	Ring foot base	Cup/bowl	U/Dec	M – LC19th	
16	16008	Whiteware	1	9	1	?Rim	?Hollow ware	Moulded fragment w/ red & green colouring	C19th	?Ornament / vase
16	16008	Whiteware	1	3	1	Rim/lobe	?Hollow ware	Moulded fragment	M – LC19th	
16	16008	Whiteware	1	2	1	BS	Hollow ware	U/Dec	M – LC19th	Press moulded fragment

Trench	Context	Type	No	Wt	ENV	Part	Form	Decoration	Date range	Notes
16	16008	YG CW	1	28	1	BS	Pancheon	White slip under glaze	C18th – C19th	
16	16058	Blackware	1	6	1	Rim	Hollow ware	Black glaze int & ext	C17th	
16	16058	Blackware	1	7	1	Handle	Hollow ware	Black glaze int & ext	C17th	
16	16058	BSGSW	1	21	1	BS	Bottle	Brown glaze int & ext	C19th	
16	16058	BSGSW	1	2	1	BS	Hollow ware	Brown int & ext	C18th – EC19th	
16	16058	Coal Measures type ware	1	5	1	BS	Hollow ware	Mottled glaze int & ext	C14th – C15th	
16	16058	Coal Measures White type	1	7	1	BS	Hollow ware	Metallic brown glaze w/ fine yellow mottling	LC13th – C14th	Spots of glaze int
16	16058	Creamware	1	5	1	Ring foot base	Bowl	U/Dec	c.1740 – c.1820	
16	16058	Late Blackware	1	14	1	Footed base	Hollow ware	Brown glaze int, partial glaze ext	C18th	Hard, dense red fabric
16	16058	MW 1 & 2	6	34	6	BS	Hollow ware	Mottled ware, one w/ rilled band	C18th	Sherds stuck together with iron concretion
16	16058	MW type	1	10	1	BS	Mug/tankard	Wide rilled band	C18th	Overfired; fine orange body, not MW1
16	16058	MW Waster	1	2	1	BS	Hollow ware	MGIE	C18th	Overfired
16	16058	MW1	6	32	6	Handle	Cup/mug	MGIE	C18th	
16	16058	MW1	3	36	13	BS	Hollow ware	MGIE	C18th	
16	16058	MW1	2	38	2	Base	Mug/Tankard	MGIE; narrow rilled line above base	C18th	
16	16058	MW1	3	38	3	Footed base	Porringer	Dark MGIE, partial ext	C18th	Round bodied vessels
16	16058	MW1	1	9	1	Base	Mug/tankard	Deep rilled band above base	C18th	
16	16058	MW1	4	24	4	Base	Mug/tankard	MGIE	C18th	
16	16058	MW1	7	19	7	Rim	Mug/tankard	MGIE	C18th	Thin rims, slightly everted
16	16058	MW1	1	13	1	Rim	Bowl	MGIE	C18th	Curved everted rim
16	16058	MW1	1	3	1	Rim	Mug/tankard	MGIE, rilled band below rim & on body	C18th	
16	16058	MW1	1	5	1	BS	Hollow ware	Dark MGIE; wide rilled bands	C18th	
16	16058	MW1	9	40	9	BS	Hollow ware	MGIE, rilled bands ext	C18th	
16	16058	MW1	2	22	2	BS	Hollow ware	Mottled glaze int only	C18th	
16	16058	MW1	1	8	1	BS & handle	Hollow ware	MGIE	C18th	
16	16058	MW1	1	2	1	Base	Hollow ware	Mottled glaze int	C18th	
16	16058	MW1 type	1	9	1	Pellet	U/ID	Mottled glaze	C18th	Glazed pellet
16	16058	MW2	3	33	3	Base	Hollow ware	Dark glaze int & partially ext	C18th	

Trench	Context	Type	No	Wt	ENV	Part	Form	Decoration	Date range	Notes
16	16058	MW2	3	32	3	BS & handle	Hollow ware	Dark mottled glaze int & ext	C18th	
16	16058	MW2	6	12	6	BS	Hollow ware	Dark brown glaze, some mottling	C18th	
16	16058	Stoneware	1	20	1	Base	Jam jar	Fluted body	MC19th – EC20th	
16	16058	Yellow ware	1	5	1	BS	Hollow ware	Yellow glaze ext	C17th – C18th	
16	16066	BGFW	1	6	1	BS	Hollow ware	Brown glaze int & ext	C18th	
16	16066	BSGSW	1	11	1	Handle	Mug/tankard	Ridges on top	C18th	
16	16066	MW1	12	52	12	Rim	Mug/tankard	MGIE	C18th	Plain rim
16	16066	MW1	2	19	2	Rim	Bowl	MGIE	C18th	Everted rim
16	16066	MW1	1	6	1	Rim	?Porringer	MGIE	C18th	
16	16066	MW1	1	8	1	Rim	Bowl/porringer	MGIE	C18th	Slightly everted rim
16	16066	MW1	1	3	1	Rim	Hollow ware	MGIE	C18th	
16	16066	MW1	3	239	1	Base & body	Mug/tankard	MGIE; rilled band above base	C18th	
16	16066	MW1	1	22	1	Base	Mug/tankard	MGIE; rilled band above base	C18th	
16	16066	MW1	1	18	1	Base	Mug/tankard	MGIE; rilled band above base	C18th	
16	16066	MW1	1	21	1	Base	Mug/tankard	MGIE/rilled band above base	C18th	
16	16066	MW1	1	15	1	Base	M/T	MGIR rilled band above base	C18th	
16	16066	MW1	29	171	29	BS	M/T	MGIE & rilled bands ext	C18th	
16	16066	MW1	2	33	2	BS	M/T	MGIE & rilled band ext w/ handles	C18th	
16	16066	MW1	18	178	18	Handle	M/T	MGIE	C18th	Handles, some still attached to BS
16	16066	MW1	1	25	1	Loop handle	Porringer	MGIE	C18th	
16	16066	MW1	1	29	1	Rim & handle	Hollow ware	MGIE, ridge below rim	C18th	?Mug or porringer
16	16066	MW1	2	59	1	BS	M/T	Double bands of multiple rilled lines	C18th	
16	16066	MW1	16	136	16	BS	M/T	MGIE	C18th	
16	16066	MW1	30	196	30	BS	Porringer	MGIE	C18th	Porringer or rounded bowl-form bodies
16	16066	MW1	2	84	2	BS & handle	Porringer	MGIE	C18th	
16	16066	MW1	1	33	1	Base	Jar	MGIE	C18th	Footed base but not the standard type
16	16066	MW1	1	89	1	Footed base	Porringer/jar	MGIE	C18th	Waster; Contact scar & attached lump on base
16	16066	MW1	1	103	1	Footed base	Porringer	MGIE & rilled band on body	C18th	
16	16066	MW1	1	18	1	Footed base	Porringer	MGIE	C18th	Contact scar on underside

Trench	Context	Type	No	Wt	ENV	Part	Form	Decoration	Date range	Notes
16	16066	MW1	1	53	1	Footed base	Porringer	MGIE	C18th	
16	16066	MW1	1	73	1	Footed base	Porringer	Very dark mottled glaze int & ext	C18th	
16	16066	MW1	8	52	8	Base	Hollow ware	MGIE	C18th	
16	16066	MW1	5	159	1	Base	Jar	Dark, overfired, blistered glaze	C18th	
16	16066	MW1	1	25	1	Footed base	Porringer	MGIE	C18th	Waster; frags int
16	16066	MW1	1	17	1	Footed base	Porringer	MGIE	C18th	
16	16066	MW1	1	19	1	Footed base	Porringer	MGIE	C18th	
16	16066	MW1	1	15	1	Footed base	Porringer	MGIE	C18th	
16	16066	MW1	1	9	1	Footed base	Porringer	MGIE	C18th	
16	16066	MW1	1	17	1	Footed base	Porringer	MGIE	C18th	
16	16066	MW1	1	25	1	Footed base	Porringer	MGIE	C18th	Handle stump
16	16066	MW1	1	37	1	Flat base	Bowl	Mottled glaze int	C18th	
16	16066	MW1	1	9	1	Base	M/T	MGIE & rilled band above base	C18th	
16	16066	MW1	1	38	1	Base	Porringer	MGIE	C18th	
16	16066	MW1	1	34	1	Base	?M/T	MGIE	C18th	Parallel sided vessel, probably a mug/tankard
16	16066	MW1	9	124	1	Profile	Plate	MGI	C18th	
16	16066	MW1	1	25	1	Rim	Wide bowl	MGI	C18th	Everted rim on a wide shallow body, deeper than a plate
16	16066	MW1	15	105	14	Rim	Plate	MGI	C18th	Width of rims vary
16	16066	MW1	7	41	7	Base	Plate	MGI	C18th	Flat bases
16	16066	MW1	3	28	3	Rim	Plate	Unglazed	C18th	Unglazed – resembles biscuit fired ware
16	16066	MW1	1	4	1	Ring foot base	Plate	MGI	C18th	Turned ring foot base
16	16066	MW1	1	6	1	Rim	Plate	Mainly unglazed but w/ patch of overfired glaze on underside of rim	C18th	
16	16066	MW1	3	20	2	Rim	Bowl	MGI	C18th	Everted rim, much deeper than a plate but same glaze pattern
16	16066	MW1	1	25	1	Foot/handle	Hollow ware	MGI	C18th	Unidentified object
16	16066	MW1	1	8	1	Rim & body	Hollow ware	MGIE	C18th	Narrow diam (40mm) cylindrical vessel

Trench	Context	Type	No	Wt	ENV	Part	Form	Decoration	Date range	Notes
16	16066	MW1	1	2	1	Rim	Bowl	MGI	C18th	Overhanging rim
16	16066	MW1	1	9	1	BS & handle	Porringer	MGIE	C18th	
16	16066	MW1	3	10	3	BS	M/T	MGIE & rilling ext	C18th	
16	16066	MW1	3	7	3	Rim	M/T	MGIE	C18th	
16	16066	MW1	1	9	1	BS	U/ID	MGI	C18th	
16	16066	MW1	1	8	1	Rim	M/T	MGIE	C18th	Slightly everted rim
16	16066	MW1	1	7	1	BS	M/T	MGIE & prominent bulge below rim	C18th	
16	16066	MW1	1	8	1	BS	Hollow ware	Black glaze ext, dark mottled int; wide rilling ext	C18th	
16	16066	MW1	1	2	1	BS	M/T	MGIE	C18th	
16	16066	MW1	1	3	1	Rim	M/T	MGIE & ridge below rim	C18th	
16	16066	MW1	1	1	1	Base	Plate	MGI	C18th	
16	16066	MW1	1	1	1	BS	Hollow ware	MGIE & ridge ext	C18th	
16	16066	MW1	1	2	1	BS	Plate	MGI	C18th	
16	16066	MW1	1	12	1	Base	M/T	MGIE	C18th	
16	16066	MW1	1	4	1	BS & handle	Porringer	MGIE	C18th	
16	16066	MW1	1	19	1	BS	Hollow ware	MGIE	C18th	Constricted or waisted profile
16	16066	MW1	1	5	1	BS	Hollow ware	Very thin mottled glaze int & ext	C18th	
16	16066	MW1	2	17	2	BS	Hollow ware	Dark mottled glaze int & ext	C18th	
16	16066	MW1 type	1	9	1	BS	Hollow ware	MGIE	C18th	Heavily overfired w/ blistered glaze
16	16066	MW2	1	52	1	Base	M/T	MGIE & rilled band above base	C18th	
16	16066	MW2	1	18	1	Base	M/T	Dark mottled glaze int	C18th	
16	16066	MW2	1	18	1	Base	M/T	Dark MGIE	C18th	
16	16066	MW2	2	13	1	Base	M/T	Dark MGFIE	C18th	
16	16066	MW2	7	43	7	BS	M/T	Dark MGIE	C18th	
16	16066	MW2	4	24	4	BS	Hollow ware	Dark MGI	C18th	
16	16066	MW2	2	10	2	BS	Hollow ware	MGIE	C18th	
16	16066	MW2	1	8	1	Rim	?Bowl	Dark MGI	C18th	
16	16066	MW2	1	3	1	BS	Hollow ware	Dark MGE	C18th	
16	16066	MW2	3	8	3	Rim	Hollow ware	MGIE	C18th	Various rims
16	16066	MW3	1	6	1	Base	Hollow ware	MGI	C18th	
16	16066	MW3	3	6	2	BS	Hollow ware	Dark MGIE on white slip int & ext	C18th	
16	16066	MW3 type	1	16	1	Ring foot base	Plate	MGI	C18th	



Trench	Context	Type	No	Wt	ENV	Part	Form	Decoration	Date range	Notes
16	16066	Purple Glazed ware	1	27	1	BS	Hollow ware	Purple glaze int only	C18th	
16	16066	URE	1	13	1	BS	Hollow ware	U/Dec	C18th	
16	16066	URE	1	10	1	Base	Hollow ware	U/Dec	C18th	
16	16066	Waster	10	44	10	Rim & BS	Various	Mottled glaze	C18th	Waster frags and lumps
16	16069	?Mottled ware	1	1	1	BS	?Mug	Rilled body	C18th	Heavily overfired
16	16069	?Mottled ware	4	96	4	BS	U/.ID	U/ID	C18th	Four sherds & frags welded together with glaze ext
16	16069	BGCW	1	4	1	BS	Pancheon	Black glaze int	C18th	
16	16069	Blackware type	3	38	3	BS	Hollow ware	Black glaze int & ext	C17th – EC18th	Very hard, dense, semi-vitrified fabric; ?Black or Late Blackware?
16	16069	BSGSW	2	34	1	BS	Mug/tankard	Broad rilled band ext	C18th	
16	16069	BSGSW	3	6	1	Rim	Mug/tankard	Broad rilled band ext	C18th	
16	16069	BSGSW	3	20	1	BS & handle	Hollow ware	Mottled brown glaze ext	C18th	
16	16069	BSGSW	1	18	1	BS & handle	Hollow ware	Mottled brown glaze ext	C18th	
16	16069	BSGSW	1	10	1	BS	Hollow ware	Mottled brown glaze ext	C18th	
16	16069	Coal Measures White	1	24	1	Fragment	Tile	Traces of abraded glaze on one side	LC13th – LC14th	
16	16069	Fine Redware type	3	13	2	Rim & BS	Small jar	Clear glaze int & ext on a buff body	C18th	Overhanging rim; fine buff fabric
16	16069	Mottled Coarseware	3	142	1	Rim	Pancheon	MGI over white slip	C18th	Fine even red body
16	16069	Mottled Coarseware	1	59	1	Rim	Pancheon	MGI over white slip	C18th	Fine even red body
16	16069	Mottled Coarseware	1	36	1	BS	Pancheon	MGI over white slip	C18th	Fine even red body
16	16069	MW type	1	39	1	Base	Hollow ware	Overfired glaze int & ext	C18th	Very heavily overfired w/ glaze over broken edges
16	16069	MW type	2	20	1	Rim	Plate	Glazed but overfired	C18th	Overfired to purple & distorted
16	16069	MW type	1	9	1	Base	U/ID	Glazed int	C18th	Overfired w/ lump of kiln shelf attached
16	16069	MW1	6	81	5	Base & BS	M/T	Misfired glaze ext. mottled glaze int; rilled band above base	C18th	

Trench	Context	Type	No	Wt	ENV	Part	Form	Decoration	Date range	Notes
16	16069	MW1	7	85	1	Profile	Plate	MGI	C18th	
16	16069	MW1	2	17	1	Profile	Plate	Clear glaze int; mottling only on rim	C18th	
16	16069	MW1	2	30	1	Profile	Plate	Unglazed but fumed; patch of overfired glaze ext	C18th	
16	16069	MW1	1	25	1	Profile	Plate	Overfired purple glaze int	C18th	
16	16069	MW1	2	46	2	Profile	Plate	MGI	C18th	Wide rim
16	16069	MW1	7	98	7	Profile	Plate	Light to dark MGI	C18th	
16	16069	MW1	14	112	12	BS	Plate	Light to dark MGI	C18th	Includes overfired sherds
16	16069	MW1	1	14	1	Profile	Plate	Overfired dark glaze int	C18th	
16	16069	MW1	1	4	1	Rim	Plate	MGI	C18th	
16	16069	MW1	15	43	15	Base	Plate	MGI	C18th	
16	16069	MW1	1	5	1	Rim	Plate	MGI	C18th	
16	16069	MW1	3	33	1	BS	Hollow ware	MGI	C18th	Unglazed ext
16	16069	MW1	2	19	1	BS	Hollow ware	MGI	C18th	Unglazed ext
16	16069	MW1	1	19	1	Rim	Hollow ware	MGI	C18th	Everted, slightly distorted rim w/ attached frag int
16	16069	MW1	5	46	5	BS	Hollow ware	MGI	C18th	Unglazed ext
16	16069	MW1	1	72	1	Rim	Hollow ware	Dark MGI – overfired	C18th	Round bodied vessel w/ tall everted neck
16	16069	MW1	1	37	1	BS	Hollow ware	Dark MGI – overfired	C18th	Slightly distorted
16	16069	MW1	1	25	1	Tube handle	Hollow ware	MGI; unglazed ext	C18th	<b>Form needs defining</b>
16	16069	MW1	1	26	1	Tube handle	Hollow ware	MGI: unglazed ext	C18th	<b>Form needs defining</b>
16	16069	MW1	1	27	1	Tube handle	?Hollow ware	U/G	C18th	<b>Form needs defining</b>
16	16069	MW1	1	83	1	Tube handle	Hollow ware	MGI: unglazed ext	C18th	<b>Form needs defining</b>
16	16069	MW1	1	2	1	Rim/spout	Jug	MGI; pulled spout	C18th	
16	16069	MW1	2	152	1	Base	M/T	MGIE; rilled band above foot	C18th	
16	16069	MW1	4	186	1	Base	M/T	MGIE; rilled bands above foot & on body	C18th	Waster; lump of kiln shelf stuck to underside of base
16	16069	MW1	2	180	1	Base	M/T	MGIE; rilled bands above foot & on body	C18th	Broken frags stuck to int of base w/ glaze

Trench	Context	Type	No	Wt	ENV	Part	Form	Decoration	Date range	Notes
16	16069	MW1	1	109	1	Base	M/T	MGIE; rilled bands above base	C18th	Pooled glaze suggests vessel was fired at an angle
16	16069	MW1	1	92	1	Base	M/T	MGIE; wide rilling on body	C18th	Pooled glaze suggests vessel was fired at an angle
16	16069	MW1	1	39	1	Base	M/T	MGIE; wide riling on body	C18th	
16	16069	MW1	1	69	1	Base	M/T	MGIE; rilled band above base	C18th	
16	16069	MW1	1	56	1	Base	M/T	MGIE; rilled band above foot	C18th	Handle attached to foot; frag of kiln shelf attached to base
16	16069	MW1	1	31	1	Base	M/T	MGIE; rilled band above small footed base	C18th	
16	16069	MW1	1	101	1	Base	M/T	Dark MGIE, rilled band above base	C18th	Handle attachment on lower wall above rilled band
16	16069	MW1	1	44	1	Base	M/T	MGIE; rilled band above base	C18th	
16	16069	MW1	1	14	1	Base	M/T	MGIE; rilled band above small foot	C18th	
16	16069	MW1	1	30	1	Base	M/T	MGIE; rilled band above base	C18th	Waster; Kiln rod attached to base
16	16069	MW1	1	17	1	Base	M/T	MGIE; rilled band above base	C18th	
16	16069	MW1	1	26	1	Base	M/T	MGIE	C18th	Small foot; waster w/ frag of shelf attached to base
16	16069	MW1	1	24	1	Base	M/T	MGIE; rilled band above small footed base	C18th	
16	16069	MW1	1	32	1	Base	M/T	MGIE; unglazed rilled band above base	C18th	
16	16069	MW1	1	27	1	Base	M/T	MGIE; unglazed rilled band above base	C18th	
16	16069	MW1	2	60	1	Base	M/T	MGIE; low relief rilled band above small foot	C18th	
16	16069	MW1	2	88	1	Base	M/T	MGIE; low relief rilled band above small foot	C18th	
16	16069	MW1	2	36	1	Base	M/T	MGIE; low relief rilled band above small foot	C18th	
16	16069	MW1	1	27	1	Base	M/T	Barely glazed w/ rilled band & small foot	C18th	
16	16069	MW1	1	19	1	Base	M/T	MGIE; unglazed rilled band above base	C18th	Large lump of clinker int
16	16069	MW1	1	13	1	Base	M/T	MGIE; small foot to base	C18th	
16	16069	MW1	1	9	1	Base	M/T	MGIE; unglazed rilled band above base	C18th	
16	16069	MW1	2	21	1	Base	M/T	Wide rilling ext; black misfired glaze ext, mottled int	C18th	

Trench	Context	Type	No	Wt	ENV	Part	Form	Decoration	Date range	Notes
16	16069	MW1	1	8	1	BS & handle stump	M/T	Wide rilling ext; black misfired glaze ext, mottled int	C18th	
16	16069	MW1	1	11	1	Base	M/T	MGIE	C18th	
16	16069	MW1	14	94	13	Handle	M/T	MG	C18th	
16	16069	MW1	5	87	5	BS & handle	M/T	MGIE; rilled bands ext	C18th	
16	16069	MW1	6	75	6	BS & handle	M/T	MGIE	C18th	
16	16069	MW1	4	37	4	BS & handle stump	M/T	MGIE	C18th	
16	16069	MW1	1	10	1	BS & handle	M/T	MGIE; decorative folded handle terminal	C18th	
16	16069	MW1	1	17	1	BS & handle	?Porringer	MGIE; decorative folded handle terminal	C18th	
16	16069	MW1	1	42	1	Handle	Hollow ware	MG & triple row of impressions on edges & middle of handle	C18th	
16	16069	MW1	1	30	1	Handle	Hollow ware	MG & triple row of impressions on edges & middle of handle	C18th	
16	16069	MW1	1	18	1	Handle	Hollow ware	MG & triple row of impressions on edges & middle of handle	C18th	
16	16069	MW1	46	361	46	BS	M/T	MGIE; rilled bands ext	C18th	
16	16069	MW1	9	61	9	Rim	M/T	MGIE; rilled bands on upper body	C18th	
16	16069	MW1	32	133	32	Rim	M/T	MGIE	C18th	
16	16069	MW1	1	89	1	Flat base	Hollow ware	MGI	C18th	Very little of the body survives
16	16069	MW1	1	33	1	Flat base	Hollow ware	MGI	C18th	Very little of the body survives
16	16069	MW1	1	90	1	Flat base	Hollow ware	MGI	C18th	Very little of the body survives
16	16069	MW1	1	73	1	Flat base	Hollow ware	MGI	C18th	Very little of the body survives
16	16069	MW1	1	35	1	Flat base	Hollow ware	MGI	C18th	Very little of the body survives
16	16069	MW1	1	201	1	Footed base	Jar	MGIE	C18th	
16	16069	MW1	1	163	1	Footed base	Jar	MGIE	C18th	
16	16069	MW1	73	443	72	BS	Hollow ware	MGIE	C18th	Probably includes sherds from all types of vessel
16	16069	MW1	1	37	1	BS	RBV	MGIE	C18th	Overfired
16	16069	MW1	1	30	1	BS	RBV	MGIE w/ rilling on neck	C18th	
16	16069	MW1	1	24	1	BS	RBV	MGIE	C18th	
16	16069	MW1	1	17	1	BS	RBV	MGIE	C18th	
16	16069	MW1	5	79	5	BS	RBV	MGIE	C18th	Some distorted during firing

Trench	Context	Type	No	Wt	ENV	Part	Form	Decoration	Date range	Notes
16	16069	MW1	4	89	4	BS & handle stump	?Porringer	MGIE	C18th	Rounded bodies w/ handle stump
16	16069	MW1	8	95	8	BS	?Porringer	MGIE	C18th	
16	16069	MW1	1	40	1	Footed base	?Porringer	MGIE	C18th	
16	16069	MW1	1	74	1	Footed base	?Porringer	MGIE	C18th	
16	16069	MW1	1	75	1	Footed base	?Porringer	MGIE	C18th	Part of kiln shelf attached to base
16	16069	MW1	1	19	1	Footed base	?Porringer	MGIE	C18th	Part of kiln shelf attached to base
16	16069	MW1	1	34	1	Footed base	?Porringer	MGIE	C18th	Part of kiln shelf attached to base
16	16069	MW1	1	20	1	Footed base	?Porringer	MGIE	C18th	
16	16069	MW1	1	40	1	Footed base	?Porringer	MGIE	C18th	Lump of squashed rod attached internally
16	16069	MW1	1	19	1	Footed base	?Porringer	MGIE	C18th	
16	16069	MW1	1	28	1	Footed base	?Porringer	MGIE	C18th	
16	16069	MW1	1	31	1	Footed base	?Porringer	MGIE	C18th	
16	16069	MW1	1	26	1	Footed base	?Porringer	MGIE	C18th	
16	16069	MW1	1	28	1	Footed base	?Porringer	MGIE	C18th	Thick glaze pool at one side
16	16069	MW1	1	27	1	Footed base	?Porringer	MGIE	C18th	Fragments of broken sherds int
16	16069	MW1	1	32	1	Footed base	?Porringer	MGIE	C18th	
16	16069	MW1	1	27	1	Footed base	?Porringer	MGIE	C18th	Pronounced foot
16	16069	MW1	1	19	1	Footed base	?Porringer	MGIE	C18th	
16	16069	MW1	1	25	1	Footed base	?Porringer	MGIE	C18th	Distorted in kiln
16	16069	MW1	1	10	1	Footed base	?Porringer	MGIE	C18th	
16	16069	MW1	1	17	1	Footed base	?Porringer	MGIE	C18th	
16	16069	MW1	1	18	1	Footed base	?Porringer	MGIE	C18th	
16	16069	MW1	1	12	1	Footed base	?Porringer	MGIE	C18th	
16	16069	MW1	1	15	1	Footed base	?Porringer	MGIE	C18th	
16	16069	MW1	1	49	1	Footed base	?Porringer	MGIE	C18th	Glaze pooled int
16	16069	MW1	1	25	1	Footed base	?Porringer	MGIE	C18th	
16	16069	MW1	1	31	1	Footed base	?Porringer	MGIE	C18th	Thick glaze pooling int w/ fragment & glaze drip on underside

Trench	Context	Type	No	Wt	ENV	Part	Form	Decoration	Date range	Notes
16	16069	MW1	1	9	1	Footed base	?Porringer	MGIE	C18th	
16	16069	MW1	1	13	1	Footed base	?Porringer	MGIE	C18th	
16	16069	MW1	1	11	1	Footed base	?Porringer	MGIE	C18th	
16	16069	MW1	1	7	1	Footed base	?Porringer	MGIE	C18th	
16	16069	MW1	1	9	1	Footed base	?Porringer	MGIE	C18th	
16	16069	MW1	1	6	1	Footed base	?Porringer	MGIE	C18th	
16	16069	MW1	1	7	1	Footed base	?Porringer	MGIE	C18th	
16	16069	MW1	1	11	1	BS	Hollow ware	Dark MGIE w/ raised ridge around vessel	C18th	Narrow diameter vessel
16	16069	MW1	1	9	1	BS	Hollow ware	Dark MGIE w/ raised ridge around vessel	C18th	Narrow diameter vessel
16	16069	MW1	1	9	1	BS & handle stump	Hollow ware	Dark MGIE w/ raised ridge around vessel	C18th	Narrow diameter vessel
16	16069	MW1	2	41	1	Base	U/ID	Thick glaze int	C18th	
16	16069	MW1	2	42	1	Base	U/ID	Glaze int & over broken edge	C18th	
16	16069	MW1	1	22	1	Base	?Hollow ware	Partial glaze on underside	C18th	Throwing cone int
16	16069	MW1	1	12	1	Base	U/ID	Fragment attached to inside of base	C18th	
16	16069	MW1	1	18	1	Footring base	Flatware	Overfired purple glaze int	C18th	Turned ring foot; overfired
16	16069	MW1	1	14	1	BS	M/T	Rilled bands ext	C18th	Waster w/ burnt lump attached ext
16	16069	MW1	1	45	1	Base	U/ID	MGI	C18th	Fragment of kiln shelf attached ext
16	16069	MW1	1	17	1	Rim	Hollow ware	MGIE	C18th	U/ID hollow ware
16	16069	MW1	4	15	4	Rim	Hollow ware	MGIE	C18th	Everted overhanging rims
16	16069	MW1	1	3	1	BS	Hollow ware	MGIE; very prominent rilling ext	C18th	
16	16069	MW1	1	16	1	Rim	Hollow ware	Slightly everted rim	C18th	
16	16069	MW1	1	18	1	BS	Hollow ware	MGIE	C18th	
16	16069	MW1	3	13	3	BS	Hollow ware	MGIE & rilled lines ext	C18th	
16	16069	MW1	1	4	1	Flat base	Hollow ware	MGI	C18th	Unglazed ext
16	16069	MW1 type	1	21	1	Footed base	?Porringer	MGIE	C18th	Distinctive int profile & foot; fabric is pinker than normal MW1
16	16069	MW2	1	79	1	Base	Jar	Dark mottled glaze int & light mottling ext	C18th	
16	16069	MW2	1	73	1	Base	M/T	Misfired glaze int & ext	C18th	
16	16069	MW2	1	10	1	Base	Small mug	Dark MGIE	C18th	

Trench	Context	Type	No	Wt	ENV	Part	Form	Decoration	Date range	Notes
16	16069	MW2	1	11	1	Base	M/T	Dark glaze int; rilled bad above base	C18th	
16	16069	MW2	1	9	1	Base	Hollow ware	Mottled glaze int; rilled band ext	C18th	
16	16069	MW2	1	6	1	Base	M/T	Dark MGI	C18th	
16	16069	MW2	1	15	1	Handle & BS	M/T	MGIE	C18th	
16	16069	MW2	1	9	1	Rim	Jar	MGIE	C18th	Round rolled rim
16	16069	MW2	2	29	2	Base	Hollow ware	Thick black glaze inside base	C18th	
16	16069	MW2	11	98	6	Base & BS	M/T	Dark MGIE; rilled band above base	C18th	Handle stump
16	16069	MW2	8	27	8	BS	Hollow ware	Dark MGIE	C18th	
16	16069	MW2	2	6	1	Rim	Hollow ware	Dark MGIE	C18th	Plain rim
16	16069	MW2	1	2	1	Base	Hollow ware	Dark glaze int	C18th	
16	16069	MW2	1	2	1	BS	Hollow ware	Dark MGIE w/ rilled band ext	C18th	
16	16069	MW3	3	53	2	BS	Hollow ware	Mottled glaze int & ext on white slip on a fine red body	C18th	
16	16069	MW3	2	13	2	BS	Hollow ware	Mottled glaze int & ext on white slip on a fine red body	C18th	
16	16069	MW3	1	7	1	BS	Hollow ware	Mottled glaze int & ext on white slip on buff body	C18th	
16	16069	MW3	1	5	1	Handle	Hollow ware	Mottled glaze int & ext on white slip on a fine red body	C18th	
16	16069	MW3 type	1	39	1	Base	U/ID	Unglazed, white slip int	C18th	Harder than MW3 and no white slip
16	16069	MW3 type	1	34	1	Base	U/ID	Frag attached to int of base	C18th	Harder than MW3 and no white slip
16	16069	Redware	3	224	2	BS	Pancheon	Thin red slip under clear glaze int & ext	C18th	Knife trimmed ext
16	16069	Slipware	1	9	1	BS	?Dish	Brown & white swirled slip int; clear glaze ext	C18th	
16	16069	U/ID	1	44	1	Base	Hollow ware	Misfired glaze int	?C18th	Soft fine buff slightly sandy fabric
16	16069	U/ID	1	68	1	Fragment	?Tile	U/Dec	?C18th	Soft buff fragment w/ one square edge
16	16069	U/ID	1	3	1	Fragment	?Tile	Fine buff fragment, one flat face	C18th	
16	16069	U/ID	1	7	1	BS	Hollow ware	Thin glaze int & partially ext	C18th	Fine buff fabric
16	16069	U/ID	1	5	1	BS	Hollow ware	Thin glaze int & ext	C18th	Thin walled vessel in a fine buff sandy fabric
16	16069	U/ID	1	25	1	BS	?Bottle/tube	Sparse, thin patchy glaze ext	C18th	Fine, hard buff/white fabric
16	16069	U/ID	1	3	1	BS	Hollow ware	U/Dec	C18th	Fine buff slightly

Trench	Context	Type	No	Wt	ENV	Part	Form	Decoration	Date range	Notes
										sandy fabric w/ sparse black grains; cf MW1
16	16069	U/ID	3	60	2	Rim	?Dish	U/Dec	C18th	Sub-rectangular dish w/ round corners; buff body w/ abundant fine quartz & black grit
16	16069	URE	1	84	1	Rim	Hollow ware	U/Dec	?C18th	Round rim; coarse buff fabric w/ rock frags & iron-rich frags
16	16069	Wasters	5	59	5	Fragments	Various	Glazed but overfired	C18th	Heavily overfired & distorted
16	16069	Whiteware	1	1	1	BS	?Flatware	U/Dec	M – LC19th	?Intrusive
16	U/S	?Creamware	1	5	1	BS	Watch	Painted ext in the firm of a pocket watch	MC18th – EC19th	Fragment of a ceramic object resembling a pocket watch; see other frags
16	U/S	?Pearlware	1	1	1	Rim	Plate	Relief moulded daisy pattern around rim	c.1780 – c.1840	
16	U/S	BGCW	1	15	1	BS	Hollow ware	Brown glaze int	C19th	Hard, fine red body
16	U/S	BGCW	1	1	1	BS	Dish/bowl	Brown glaze int	LC18th – C19th	
16	U/S	BGFW	1	2	1	BS	Hollow ware	Brown glaze int & ext	C18th – EC19th	
16	U/S	Blue Banded ware	1	1	1	BS	Hollow ware	Blue band ext	C19th	
16	U/S	BSGSW	3	2	3	BS	Hollow ware	U/Dec	C19th	
16	U/S	BSGSW	1	5	1	Lid-seated rim	Jar	Groove ext	C19th	
16	U/S	BSGSW	1	3	1	Neck	Jar	U/Dec	C19th	
16	U/S	Cane Coloured ware	4	6	4	BS	Hollow ware	U/Dec	C19th	
16	U/S	Cane Coloured ware	1	4	1	Rim	Pie dish	U/Dec	C19th	
16	U/S	Creamware	1	3	1	Footring base	Plate	U/Dec	c.1740 – c.1820	
16	U/S	Creamware	1	1	1	Handle	Cup	Hand painted dashes on spine of handle	c.1740 – c.1820	
16	U/S	Creamware	1	2	1	BS/flake	U/ID	U/Dec	c.1740 – c.1820	
16	U/S	Creamware	1	2	1	BS	Hollow ware	Rilled body	c.1740 – c.1820	
16	U/S	Edged ware	2	17	2	Rim	Plate	Wavy edge plate w/ blue feather-edge paint	E – MC18th	
16	U/S	Edged ware	1	5	1	Rim	Plate	Wavy edge plate w/ paint	E – MC18th	Heavily secondarily burnt



Trench	Context	Type	No	Wt	ENV	Part	Form	Decoration	Date range	Notes
16	U/S	Late Blackware type	1	1	1	BS	Hollow ware	Dark glaze int & ext	C18th	Fine red body
16	U/S	Mottled ware	1	13	1	Base	Mug/tankard	Dark MGIE; wide rilling ext	C18th	Fine red fabric
16	U/S	MW1	3	6	3	BS	Mug/tankard	One w/ rilled band ext	C18th	
16	U/S	Pearlware	2	3	2	Recessed base	Plate	U/Dec	c.1780 – c.1840	Burnt
16	U/S	Pearlware	3	5	3	BS	Hollow ware	U/Dec	c.1780 – c.1840	
16	U/S	Pearlware	1	2	1	Ring foot base	Dish	Hand painted blue, yellow & green floral decoration; grey-green line	c.1780 – c.1840	
16	U/S	Pearlware	2	1	1	BS	Hollow ware	Blue hand-painted floral design ext	c.1780 – c.1840	
16	U/S	Pearlware	1	1	1	Footring base	Plate	Thin grey-green line int	c.1780 – c.1840	
16	U/S	Slip Banded CC ware	1	3	1	Rim	Hollow ware	Brown & white slip lines ext	C19th	
16	U/S	Slip Banded ware	1	1	1	BS	Hollow ware	Blue band & broken black 'inlaid' slip lines ext	LC18th – C19th	
16	U/S	Sponged ware	1	1	1	Footring base	Plate	Blue sponging int	c.1830+	
16	U/S	Stoneware	2	8	2	BS	Hollow ware	Green int & ext	C19th	
16	U/S	TP Whiteware	2	2	2	Rim	Cup/bowl	Wavy rim;	M – LC19th	
16	U/S	TP Whiteware	1	2	1	BS	Flatware	Chinese landscape int	M – LC19th	
16	U/S	U/ID	2	3	2	Fragment	U/ID	U/ID	C18th – C19th	Heavily burnt
16	U/S	Utilitarian ware	1	4	1	Flake	Dish/bowl	Flake, int surface missing	LC18th – C19th	
17	17003	?Creamware	2	7	2	Rim	Hollow ware	Heavily burnt	?c.1740 – c.1820	Plain rims, one w/ groove below rim; burnt & discoloured
17	17003	Banded ware	1	3	1	Rim	Bowl	Black, brown, blue & white bands ext	C19th	
17	17003	BGCW	1	195	1	Base	Pancheon	Brown glaze int only	C18th – C19th	Use-wear on underside
17	17003	BGCW	1	29	1	Rim & handle	Jar	Brown glaze int & ext, patchy ext	LC17th – C18th	Handle springs from rim
17	17003	BGCW	3	23	3	BS	Dish	Brown glaze int only	C18th – C19th	
17	17003	BGCW	1	17	1	Base	Pancheon	Brown glaze int	C18th – C19th	
17	17003	BGFW	3	10	3	BS	Hollow ware	Brown glaze int & ext	C18th – EC19th	
17	17003	BSGSW	1	14	1	Rim	Bowl	Incised line & stamped motifs	LC18th – C19th	Clubbed folded rim
17	17003	BSGSW	1	4	1	BS	Hollow ware	Double rouletted lines ext	C19th	
17	17003	BSGSW	1	1	1	BS	Hollow ware	Stamped decoration ext	C19th	
17	17003	BSGSW	2	5	2	BS	Hollow ware	U/Dec	C19th	
17	17003	BSGSW	1	7	1	Rim	?Dish	Groove around rim	C19th	

Trench	Context	Type	No	Wt	ENV	Part	Form	Decoration	Date range	Notes
17	17003	BSGSW	1	1	1	Rim	Hollow ware	Rim defined by groove	C19th	Blistered glaze
17	17003	Creamware	2	21	1	Ring foot base	Bowl	U/Dec	c.1740 – c.1820	Angular ring foot base; crazed & discoloured
17	17003	Creamware	1	5	1	Rim	Plate	U/Dec	c.1740 – c.1820	
17	17003	Creamware	1	2	1	BS	Flatware	U/Dec	c.1740 – c.1820	
17	17003	Edged ware	2	3	2	Rim	Plate	Blue painted rim, low-relief moulding	EC19th	
17	17003	Fine Redware	1	4	1	Base & body	Hollow ware	Engine-turned incised design ext	LC18th – C19th	
17	17003	Late Blackware	7	30	7	BS	Hollow ware	Black glaze int & ext	C18th	
17	17003	Late Blackware	2	17	2	BS & handle	Hollow ware	Black glaze int & ext	C18th	
17	17003	Late Blackware	1	2	1	Base	Hollow ware	Black glaze int	C18th	
17	17003	Late Blackware	1	4	1	BS	Hollow ware	Black glaze int	C18th	
17	17003	MW 1	13	31	13	BS	Hollow ware	Mottled glaze int & ext	C18th	
17	17003	MW 1	4	9	4	BS	Hollow ware	Rilled band ext; mottled glaze int & ext	C18th	
17	17003	MW 1	1	22	1	Base	Mug	Rilled body; mottled glaze ext; burnt int	C18th	
17	17003	MW 1	1	1	1	Rim	Mug	Mottled glaze int & ext	C18th	
17	17003	MW 1	1	4	1	Handle	Mug	Mottled glaze	C18th	
17	17003	MW 1	1	43	1	Base	Bowl/porringer	Mottled glaze int	C18th	Glaze pooled inside base
17	17003	MW 1	1	13	1	Base	Hollow ware	Mottled glaze int only	C18th	
17	17003	MW 1	1	7	1	Ring foot base	?Flatware	Mottled glaze int only	C18th	Turned ring foot
17	17003	MW 1	1	5	1	BS	?Dish/bowl	Mottled glaze int	C18th	Hard, dense, semi-vitrified fabric
17	17003	MW 1	3	8	2	BS	Hollow ware	Dark mottled glaze int & ext	C18th	
17	17003	Pearlware	1	2	1	Footring base	Plate	U/ID	M – LC19th	Only ext surface survives; int flaked
17	17003	Pearlware	1	2	1	Ring foot base	Bowl	U/Dec	c.1780 – c.1840	Angular ring foot base
17	17003	Redware	2	63	1	BS	Dish/bowl	Clear glaze int	C17th – EC18th	Flaked int
17	17003	Redware	2	44	2	Rim	Dish/bowl	Red slip; clear glaze int	C17th – EC18th	Chipped & flaked int & ext
17	17003	Redware	1	41	1	Base	Dish/bowl	Clear glaze ext	C17th – EC18th	Flaked int; knife trimmed ext
17	17003	Slipware	1	1	1	BS	Hollow ware	Trace of trailed white slip ext	C18th	Buff fabric
17	17003	TP Pearlware	1	1	1	Rim	Cup/bowl	U/ID TP design int & ext; wavy rim w/ gold rim	c.1780 – c.1840	Very thin, fine vessel
17	17003	TP Whiteware	1	7	1	Rim	Plate	Willow	M – LC19th	
17	17003	TP Whiteware	1	4	1	BS/Flake	Flatware	U/ID TP design; flaked	M – LC19th	

Trench	Context	Type	No	Wt	ENV	Part	Form	Decoration	Date range	Notes
17	17003	TP Whiteware	1	1	1	BS	Flatware	Willow	M – LC19th	
17	17003	URE	1	3	1	Rim	Pancheon	Brown glaze int	C19th	
17	17003	Utilitarian ware	1	18	1	Handle	Hollow ware	Tri-lobate handle	Undated	Heavily burnt
17	17003	WSGSW	1	9	1	Base	Hollow ware	U/Dec	c.1720 – c.1780	Flat based egg-shaped vessel
17	17003	WSGSW	1	1	1	Rim	Hollow ware	U/Dec	c.1720 – c.1780	

**Table 8** Saggars and related objects from Trenches 15 to 18

Tr	Context	Type	No	Wt	ENV	Part	Diam (mm)	Ht (mm)	Notes	Draw
15	15001	Saggar	1	463	1	Disc/lid			Thick disc (35mm) w/ overfired purple glaze on one side	
15	15001	Saggar	1	1019	1	Profile	320	136	Flat-topped rim	
15	15001	Saggar	1	637	1	Rim			Flat-topped lid w/ glaze & stacking scar	
15	15001	Saggar	1	984	1	Base	330		Glaze int	
15	15001	Saggar	1	400	1	Base	180		Glaze & sherds int	
15	15001	Saggar	2	238	2	Rim			Round topped rim	
15	15001	Saggar	1	315	1	Rim			Flat-topped rim	
15	15001	Saggar	1	343	1	Rim			Flat-topped rim w/ slight ext bulge	
15	15001	Saggar	1	522	1	Rim			Flat-topped rim w/ stacking scar	
15	15001	Saggar	1	130	1	Profile		65	Diam U/ID; thin walled vessel	
15	15001	Saggar	1	80	1	Base			Diam U/ID	
15	15001	Saggar	1	313	1	Base	200		Thick purple glaze int w/ sherds inc a mug handle	
15	15001	Saggar	1	179	1	Base			Patches of purple glaze int w/ Mottled ware sherd	
15	15002	Disc/Lid	1	338	1	Edge	340		Thick fat disc w/ patches of purple glaze	
15	15002	Disc/Lid	1	367	1	Edge	370		Diam uncertain; patches of purple glaze on one side	
15	15002	Saggar	1	653	1	Base	170		Glaze int w/ frag of fired clay	
15	15002	Saggar	1	219	1	Base			Glaze & clay pellets int	
15	15002	Saggar	1	10	1	BS				
15	15002	Saggar	1	130	1	Base & walls			Very small frag of base	
15	15002	Saggar	2	162	2	BS				
15	15002	Saggar	1	114	1	Rim			Clubbed rim	
15	15002	Saggar	1	486	1	BS			Spots of glaze int	

Tr	Context	Type	No	Wt	ENV	Part	Diam (mm)	Ht (mm)	Notes	Draw
15	15002	Saggar	1	287	1	Base			Overfired purple glaze int & ext	
15	15002	Saggar	1	85	1	Rim			Flat topped rim	
15	15002	Saggar	1	191	1	BS			Thick saggar frag	
15	15002	Saggar	3	317	3	BS			Thick saggar frags; patchy glaze on surfaces & over broken edges	
15	15002	Saggar	1	128	1	Base	150		Thin walled saggar w/ perforation through wall above base	
15	15002	Saggar	1	489	1	Profile	180	110	perforation through wall above base; flat topped clubbed rim	
15	15002	Saggar	2	444	1	Profile	160	100	Clubbed slightly everted rim	
15	15002	Saggar	1	278	1	Base	370		Possibly distorted base	
15	15002	Saggar	1	93	1	Rim				
15	15002	Saggar	1	91	1	BS				
15	15002	Saggar	1	716	1	Base	300		Patchy glaze int	
15	15002	Saggar	1	135	1	BS			Large perforation through wall	
15	15002	Saggar	1	70	1	Base			Dense fabric; purple glaze int, blistered	
15	15002	Saggar	3	94	3	BS				
15	15002	Saggar	1	42	1	BS			perforation through wall	
15	15002	Saggar	4	718	4	Base			Patchy glaze int w/ frags of fired clay int	
15	15002	Saggar	1	110	1	Base			Thin glaze int	
15	15002	Saggar	1	23	1	Frag			Glaze on one side	
15	15002	Saggar	1	502	1	Base	190	103	Small oval cut-out through wall; clubbed. Slightly everted rim defined by groove	
15	15002	Saggar	1	1238	1	Profile	240	155	Square cut-out through wall, flat-topped rim	
15	15002	Saggar	1	1178	1	Profile	240	164	Round cut-out through wall; flat-topped rim	
15	15002	Saggar	1	901	1	Base	270			
15	15002	Saggar	1	779	1	Profile	260	125	Flat-topped rim w/ shallow cut-out & stacking scar	
15	15002	Saggar	1	1082	1	Profile	320	145	Thin purple glaze int	
15	15002	Saggar	1	311	1	Base	180		Purple glaze int w/ clay pellets int & spots of glaze on underside	
15	15002	Saggar	4	250	4	BS				
15	15002	Saggar	2	256	2	Rim			Round slightly clubbed rims	
15	15002	Saggar	1	165	1	Rim			Round slightly clubbed rim w/ cut-out slot through wall	
15	15002	Saggar	4	347	4	Rim			Rounded rims	
15	15002	Saggar	5	616	5	Rim			Flat-topped rims	
15	15002	Saggar	1	209	1	Base	180			
15	15002	Saggar	4	935	4	Base			Diam U/ID	
15	15002	Saggar	1	295	1	Base	330			
15	15002	Saggar	1	262	1	Base			U/ID diam; thick base	

Tr	Context	Type	No	Wt	ENV	Part	Diam (mm)	Ht (mm)	Notes	Draw
15	15002	Saggar	1	964	1	Base	310		Thick base & walls; round cut-out through wall	
15	15002	Saggar	1	813	1	Profile			U/ID diam; clubbed slightly everted rim; cut-out through wall	
15	15002	Saggar	1	756	1	Base			Base but no walls; glaze int w/ clay pellets & sherds	
15	15002	Saggar	4	1379	4	Base			Base frags w/ patchy glaze int, clay pellets & sherds	
15	15002	Saggar	1	100	1	BS			Cut-out through wall	
15	15002	Saggar	1	247	1	Base			U/ID Diam; thick base	
15	15033	Saggar	1	63	1	BS				
16	16001	Saggar	1	274	1	Base			Thick base w/ finger imps on underside	
16	16001	Saggar	2	173	1	Rim				
16	16001	Saggar	1	445	1	?Base				
16	16002	Saggar	1	379	1	Rim				
16	16002	Saggar	1	242	1	BS				
16	16002	Saggar	1	599	1	Base			Thick base & walls; U/ID diameter	
16	16002	Saggar	1	388	1	Base			U/ID diameter	
16	16004	Saggar	1	1085	1	Base	330		Spots of glaze int; angular perforation through wall	
16	16004	Saggar	1	328	1	Base	300		Spots of glaze int; thick base	
16	16004	Saggar	1	1812	1	Base	320		Two cut-outs through wall	
16	16004	Saggar	1	901	1	Profile	310	123	Cut-out on rim	
16	16004	Saggar	1	930	1	Profile	310	127	Cut-out through wall above base	
16	16004	Saggar	1	480	1	Profile	190	100	Small saggar	
16	16004	Saggar	1	639	1	Rim			Angular and rounded cut-outs through wall	
16	16004	Saggar	1	283	1	Base	200			
16	16004	Saggar	1	40	1	Rim			Thin wall	
16	16004	Saggar	3	296	3	BS				
16	16007	?Saggar	1	2	1	Frag				
16	16007	Saggar	1	138	1	Base			Patch of glaze int	
16	16008	?Saggar	1	12	1	Frag				
16	16008	Saggar	3	1612	1	Profile	190	105	One perforation; frags of vessel (porringer) attached to inside wall	
16	16008	Saggar	1	375	1	Profile	240	60	Circular perforation through wall above base; wall is slightly splayed	
16	16008	Saggar	1	212	1	Profile	200	55	perforation through wall above base; cut out on rim; flat-topped rim	
16	16008	Saggar	1	181	1	Profile	240	55	Slightly inturned body & rim	
16	16008	Saggar	1	940	1	Profile	380	126	Large angular perforation through wall; cut-out on rim; thick base	
16	16008	Saggar	1	157	1	Rim			Dense fabric; cut-out through wall	
16	16008	Saggar	1	403	1	BS			Cut-out on rim; diam & height not determinable	

Tr	Context	Type	No	Wt	ENV	Part	Diam (mm)	Ht (mm)	Notes	Draw
16	16008	Saggar	1	117	1	Base	210		Patchy glaze int	
16	16008	Saggar	1	356	1	Profile	180	103	Thin purple glaze int	
16	16008	Saggar	1	394	1	BS			Round perforation through wall	
16	16008	Saggar	1	193	1	Rim			Clubbed rim	
16	16008	Saggar	1	103	1	Rim			Clubbed rim	
16	16008	Saggar	1	112	1	Rim			Flat topped rim	
16	16008	Saggar	1	432	1	Base			Patchy glaze w/ frags of fired clay int	
16	16008	Saggar	2	215	2	BS			One thick sherd, one thin sherd	
16	16018	Saggar	4	1019	4	Base			Patches of glaze ext, frags of clay & vessel int	
16	16030	?Saggar	1	361	1	?Base			Could be part of a kiln shelf	
16	16030	Saggar	1	10	1	BS				
16	16030	Saggar	1	426	1	Profile	300	55	Shallow saggar w/ inwardly sloping walls to flat-topped rim	
16	16030	Saggar	1	465	1	Base			Frags of fired clay int	
16	16030	Saggar	1	861	1	Profile	260	155	Clubbed rim	
16	16030	Saggar	1	423	1	Rim			Round slightly clubbed rim	
16	16030	Saggar	1	898	1	Profile		155	Diam U/ID; Round rim w. cut-out	
16	16030	Saggar	1	1303	1	Profile			Heavily distorted shallow saggar w/ melted plate inside; cut-out through wall	Yes
16	16030	Saggar	1	1185	1	Profile	300	145	Round-topped rim w/ cut-out through wall	
16	16030	Saggar	1	2560	1	Base			Large saggar; centre of base, no walls; patches of glaze int w/ clay pellets	
16	16030	Saggar	1	38	1	Fragment			Frag w/ melted glaze	
16	16030	Saggar	1	249	1	Base			Thick base w/ glaze patches	
16	16030	Saggar	1	559	1	Base	270		Thick base	
16	16030	Saggar	1	190	1	Rim			Thin walled saggar w/ rounded slightly everted rim	
16	16030	Saggar	1	165	1	Base	190		Thin walls & base w/ angular cut-out through wall	
16	16030	Saggar	1	552	1	BS			Thin walled saggar w/ small triangular cut-outs through wall	
16	16030	Saggar	1	424	1	Base	190		Glaze & clay pellets int	
16	16030	Saggar	1	591	1	Base			Base w/ patches of glaze int	
16	16030	Saggar	5	776	5	Rim			Slightly clubbed rims	
16	16030	Saggar	1	166	1	Profile		56	Distorted saggar wall & base	
16	16030	Saggar	2	186	2	Base & BS			Thin walled saggars	
16	16030	Saggar	1	159	1	BS				
16	16030	Saggar	1	92	1	Rim			Round-topped rim	
16	16030	Saggar	1	570	1	Base	300		Thick base w/ clay pellet int	

Tr	Context	Type	No	Wt	ENV	Part	Diam (mm)	Ht (mm)	Notes	Draw
16	16030	Saggar	1	357	1	Base			U/ID diam; thick base	
16	16030	Saggar	1	31	1	BS				
16	16030	Saggar	1	840	1	Profile	170	110	Stacking scar & clay frags int	
16	16060	Saggar	2	301	1	Profile	250	60	Shallow saggar; probably unused	
16	16060	Saggar	1	373	1	Base	310		Thick base; patches of glaze int	
16	16066	Saggar	1	54	1	Base			Base w/ clay pellets & glaze int	
16	16066	Saggar	1	1200	1	Base	3100		Very thick base w/ cut out through wall immediately above base	
16	16066	Saggar	1	856	1	Base			U/ID diam base; slightly distorted saggar w/ spots of glaze int	
16	16066	Saggar	1	989	1	Base			Glaze int w/ clay pellets	
16	16066	Saggar	1	184	1	Profile	220	59	Shallow saggar, probably unused	
16	16066	Saggar	2	411	2	Rim			Rounded rim	
16	16066	Saggar	1	406	1	Base	200		Glaze & frags int	
16	16066	Saggar	1	102	1	Base	190		Thin walled saggar	
16	16066	Saggar	2	420	1	Profile	290	75	Slightly inturned rim & body	
16	16066	Saggar	1	235	1	Base	210		Thin walled saggar	
16	16066	Saggar	1	266	1	Rim			Thick walled saggar w/ rounded rim	
16	16066	Saggar	1	207	1	Base	190		Purple glaze int	
16	16066	Saggar	1	107	1	Profile		65	Base distorted; probably unused	
16	16066	Saggar	1	241	1	Rim			Wide rectangular cut-out through wall but not reaching rounded rim	
16	16066	Saggar	1	478	1	Profile	180	95	Long cut-out from base to below rim; glaze & clay frags int	
16	16066	Saggar	2	326	2	Rim			Clubbed rims	
16	16066	Saggar	1	155	1	Rim			Flat-topped rim, slightly clubbed	
16	16066	Saggar	1	79	1	Profile		65	U/ID diam; thin walled saggar	
16	16066	Saggar	2	21	2	BS			Fragments	
16	16066	Saggar	1	414	1	Profile		126	U/ID diam; cut-out through wall; flat topped rim	
16	16066	Saggar	2	378	1	Base	260			
16	16066	Saggar	1	528	1	Profile	200	103	Clubbed rim; glaze & sherd frags int	
16	16066	Saggar	1	431	1	Profile	230	58	Shallow saggar, distorted w/ sagging base; cut-out above base	
16	16066	Saggar	1	522	1	BS			U/ID lump w/ sherd frags on one side & glaze w/ fired clay pellets on other	
16	16066	Saggar	1	312	1	Profile	220	63	Shallow saggar w/ slightly inturned walls	
16	16066	Saggar	1	146	1	Profile	260	65	Shallow saggar	
16	16066	Saggar	1	335	1	Rim			Small saggar	
16	16066	Saggar	1	328	1	Base			Thick base; glaze int	
16	16066	Saggar	1	315	1	Rim			Flat topped rim	

Tr	Context	Type	No	Wt	ENV	Part	Diam (mm)	Ht (mm)	Notes	Draw
16	16066	Saggar	1	106	1	Rim			Clubbed rim w/ long cut-out slot through wall beneath rim	
16	16069	Disc/Lid	1	1759	1	Profile	300		Fat, slightly domed disc w/ spots of glaze on one side	
16	16069	Saggar	1	2925	1	Complete	190	110	One perforation, one full height slot	y
16	16069	Saggar	1	2177	1	Profile	180	122	One perforation, one full height slot	
16	16069	Saggar	1	3752	1	Profile	320	173	perforation & wide slot sparse glaze int	
16	16069	Saggar	1	2736	1	Profile	330	122	Walls slope slightly inward; rim is slightly clubbed	
16	16069	Saggar	1	1587	1	Profile	200	53	Unusually shallow saggar w/ w/ small perforations equally spaced around base' ?Unused	
16	16069	Saggar	1	853	1	Profile	175	103	Frag of fired clay int w/ purple glaze	
16	16069	Saggar	1	1340	1	Profile	270	160	Spots of glaze & clay frags int	
16	16069	Saggar	1	656	1	Base	300			
16	16069	Saggar	1	856	1	Profile	260	154	One perforation through lower body	
16	16069	Saggar	1	1081	1	Profile	260	160	One perforation through lower body	
16	16069	Saggar	1	2095	1	Profile	320	150	Cut-out on rim & perforation through lower body	
16	16069	Saggar	1	687	1	Profile	180	60	Shallow saggar w/ small perforations through lower walls; cut-out on rim	
16	16069	Saggar	1	1727	1	Base			Large saggar w/ base of porringer stuck to int	
16	16069	Saggar	1	200	1	Profile	200	57	Thin walled saggar w/ overfired purple glazed sherd stuck to base int	
16	16069	Saggar	1	126	1	Profile	200	60	Shallow saggar w/ perforation through wall	
16	16069	Saggar	1	291	1	Base				
16	16069	Saggar	1	386	1	Profile	270	60	Shallow saggar w. slightly inward sloping walls	
16	16069	Saggar	1	57	1	Rim				
16	16069	Saggar	1	12	1	Fragment			Small glazed frag	
16	16069	Saggar	1	4136	1	Profile	310	120	Irregular saggar w/ perforation above base & cut-outs on rim	
16	16069	Saggar	1	4418	1	Profile	370	175	Large saggar w/ frags of fired clay & glaze int	
16	16069	Saggar	1	1162	1	Base	155		Cut-out through base above base; thick deposit int w/ sherds of Mottled ware	
16	16069	Saggar	1	809	1	Profile	300	155		
16	16069	Saggar	1	190	1	Profile	190	56	Thin walls & base	
16	16069	Saggar	1	178	1	Profile	210	65	Thin walls & base	
16	16069	Saggar	1	825	1	Base			U/ID Diam; cut-out through wall; thick glaze deposit int w/ clay pellets	
16	16069	Saggar	1	432	1	Base	200		Glaze deposits int	
16	16069	Saggar	1	329	1	Rim			Cut-out on top of rim	
16	16069	Saggar	1	444	1	Rim			Clubbed rim	
16	16069	Saggar	1	1521	1	Profile	310	165	Slightly everted clubbed rim & slightly spalled at base of wall; cut-out on rim	
16	16069	Saggar	1	2764	1	Base			Central part of base, no walls so no diam; thick glaze deposit int w/ clay pellets	



Tr	Context	Type	No	Wt	ENV	Part	Diam (mm)	Ht (mm)	Notes	Draw
16	16069	Saggar	1	1044	1	Profile	160	107	Slot cut in wall from rim to base; clay pellets & glaze int	
16	16069	Saggar	1	845	1	Profile	200	55	Very shallow saggar w/ cut-out hole immediately above base; stacking scar int	
16	16069	Saggar	1	1148	1	Base			U/ID diam; thick base w/ patches of glaze int	
16	16069	Saggar	1	642	1	Base	300		Thick base, thin walls	
16	16069	Saggar	1	359	1	Rim			Clubbed rim defined by wide shallow groove	
16	16069	Saggar	1	1044	1	Profile	330	155	Cut-out through wall	
16	16069	Saggar	1	1025	1	Profile	300	115	Cut-out through wall above base	
16	16069	Saggar	1	765	1	Base	300		Clay pellets & glaze int	
16	16069	Saggar	1	18	1	Fragment				
16	16069	Saggar	2	264	1	Profile	250	57		
16	16069	Saggar	1	1023	1	Profile	175	100	Cut-out slot through wall	
16	16069	Saggar	1	881	1	Profile		150	Diam U/ID; flat-topped rim, cut-out above base	
16	16069	Saggar	1	285	1	Rim			Clubbed rim; angular cut-out through wall	
16	16069	Saggar	1	398	1	Base			Diam U/ID; slightly inwardly sloping rim	
16	16069	Saggar	1	656	1	Base	310		Inwardly sloping walls	
16	16069	Saggar	1	415	1	Base			No walls	
16	16069	Saggar	2	1197	1	Base	280		Possibly unused	
16	16069	Saggar	1	2092	1	Profile	310	125	Heavily distorted saggar w/ clay lumps int	
16	16069	Saggar	1	671	1	Profile	310	135	Cut-out through wall; slightly everted flat topped rim	
16	16069	Saggar	1	441	1	Profile	170	100	Overfired w/ purple glaze int	
16	16069	Saggar	1	198	1	Profile	240	62	Shallow saggar w/ round cut-out through wall above base	
16	16069	Saggar	1	95	1	BS				
16	16069	Saggar	1	228	1	Rim			Flat topped rim	
16	16069	Saggar	1	1133	1	Base			Large, thick base w/ glaze & clay pellets int	
16	16069	Saggar	1	674	1	Rim			Hard, dense saggar fabric w/ small triangular cut-outs, one retaining peg/stilt	
16	16069	Saggar	1	574	1	Profile	170	103	Long cut-out slot from base to just below rim	
16	16069	Saggar	1	97	1	Base			Glaze & clay pellets int	
16	16069	Saggar	1	1767	1	Profile	340	163	Large saggar w/ round cut-out through lower wall; flat-topped rim; patches of glaze int	
16	16069	Saggar	1	1150	1	Base	300		Circular cut-outs through wall; clay pellets int	
16	16069	Saggar	1	727	1	Profile	290	64	Shallow, distorted overfired saggar w/ sagging base & patch of dark glaze in centre	
16	16069	Saggar	1	3215	1	Profile	320	120	Wide shallow saggar; circular cut-out above base & shallow cut-out on rim; clay pellets int	
16	16069	Saggar	1	522	1	Profile		55	Wide shallow saggar w/ melted plate int	
16	16069	Saggar	1	314	1	Profile			Partially broken half-way up wall and bent internally, oval cut-out	

Tr	Context	Type	No	Wt	ENV	Part	Diam (mm)	Ht (mm)	Notes	Draw
16	16069	Saggar	1	35	1	BS			Irregular fragment	
16	16069	Saggar	1	906	1	Profile	190	105	Cut-out above base; flat-topped rim; clay pellets & glaze int	
16	16069	Saggar	1	1053	1	Base	290		Overfired & distorted base; patchy purple glaze int	
16	16079	Saggar	1	725	1	Profile	280	110		
16	16079	Saggar	1	269	1	Base			U/ID diam base; Glaze int w/ small frags of Mottled ware int	
16	16085	Saggar	2	512	2	Base			Thick bases w/ patches of purple glaze int w/ frags of fired clay int	
16	16085	Saggar	1	486	1	Profile	270	125	Flat-topped clubbed rim; thick base	
16	16085	Saggar	1	49	1	Fragment			Hard, dense overfired sherd w/ bloated edge	
16	16089	Saggar	1	143	1	Profile		57	Shallow saggar	
17	17001	Saggar	1	258	1	Rim				
17	17001	Saggar	1	306	1	BS			Thick body sherd	
17	17001	Saggar	1	120	1	Rim				
17	17001	Saggar	1	18	1	BS			perforation through wall	
17	17001	Saggar	1	47	1	Rim			Thin walled saggar	
17	17001	Saggar	1	193	1	Base	290			
17	17001	Saggar	1	127	1	BS			perforation through wall	
17	17001	Saggar	1	38	1	Rim				
17	17001	Saggar	3	241	3	BS			One heavily overfired	
17	17003	Saggar	1	369	1	BS				
17	17003	Saggar	1	220	1	Base			Patches of glaze int	
17	17003	Saggar	1	338	1	Profile	250	52		
17	17003	Saggar	1	218	1	Base			Thick base	
17	17003	Saggar	1	114	1	BS			perforation through wall	
17	17003	Saggar	1	235	1	Rim			Clubbed rim	
17	17003	Saggar	1	366	1	Base	17		Glaze & base scar int	
17	17003	Saggar	1	309	1	Base	230			
17	17003	Saggar	1	252	1	Rim			perforation through wall; stacking scar on rim	
17	17003	Saggar	1	200	1	Base			Fine buff saggar	
17	17003	Saggar	1	146	1	Base	24			
17	17003	Saggar	1	628	1	Base			Thick base w/ thick deposit int	
17	17003	Saggar	1	417	1	Rim			perforation through wall; flat top	
17	17003	Saggar	1	99	1	Rim			Thin walled saggar	
17	17006	Saggar	1	126	1	Rim				
17	17006.1	Saggar	1	149	1	Rim				

Tr	Context	Type	No	Wt	ENV	Part	Diam (mm)	Ht (mm)	Notes	Draw
18	18001	Saggar	1	462	1	Rim			Slightly bulged profile	
18	18001	Saggar	1	58	1	Rim			Dense body, glaze int	
18	18002	Saggar	1	225	1	Profile		56	Very shallow saggar	
18	18002	Saggar	1	190	1	BS			Angular perforation through wall	
18	18002	Saggar	3	270	2	BS				
18	18006	Saggar	1	483	1	Base	190		Base w/ glaze int	
18	18028	?Saggar	1	37	1	BS			Fragment w/ possible perforation	
18	18036	?Saggar	1	5	1	BS				
18	18036	Saggar	2	64	2	Profile		48.5	Very shallow saggar w/ small diam perforation	
18	18036	Saggar	1	68	1	Rim				
18	18036	Saggar	1	312	1	BS			Perforated body sherd	
18	18036	Saggar	1	99	1	Frag			Glazed on one side	
		<b>Total</b>	<b>324</b>	<b>148394</b>	<b>314</b>					

**Table 9** Kiln fragments and waste from Trenches 15 to 18

Tr	Cxt	Type	No	Wt	ENV	Part	Form	Decoration	Date range	Notes
15	15001	Kiln shelf	1	446	1	Fragment	Slab	N/A	C18th	Corner of a rectangular slab (30mm thick)
15	15001	Stone	1	8	1	Fragment	N/A	N/A	C18th	Glazed stone; kiln frag
15	15002	Kiln frag	1	416	1	Frag	N/A	N/A	C18th	Thick fragment w/ glaze on both flat surfaces
15	15002	Kiln fragment	1	15	1	Fragment	U/ID object	N/A	C18th	Flat object w/ thick glaze deposit
15	15002	Kiln fragment	1	5	1	Fragment	N/A	N/A	C18th	Overfired fragment
15	15002	Stone	1	120	1	Frag	N/A	N/A	C18th	Thin purple glaze ext
16	16001	Clay pellet	1	4	1	Pellet	Pellet	N/A	C18th	Fired clay pellet
16	16001	Kiln frag	1	19	1	Kiln frag	N/A	N/A	C18th	Thick kiln frag w/ glazed surface
16	16002	Clay pellets	2	8	2	Fragments	Pellets	N/A	C18th	Clay pellets w/ glaze int & ext
16	16002	Kiln frag	3	663	3	Frag	N/A	N/A	C18th	Frag w/ glaze ext
16	16007	Kiln frag	1	221	1	?Shelf	N/A	N/A	C18th	Dense fired clay frag; glaze on surfaces
16	16007	Kiln frag	8	276	8	Frag	N/A	N/A	C18th	Irregular frags of kiln structure

Tr	Cxt	Type	No	Wt	ENV	Part	Form	Decoration	Date range	Notes
16	16007	Kiln fragment	1	4	1	Fragment	N/A	N/A	C18th	Fragment of fired clay w/ glaze
16	16007	Stone	1	22	1	Frag	N/A	N/A	C18th	Stone frag w/ glaze on surface
16	16008	Kiln fragment	1	21	1	Fragment	Kiln fragment	N/A	C18th	Right angled fragment; too thin to be kiln shelf
16	16030	?Kiln frag	1	192	1	U/ID	N/A	N/A	C18th	One flat face; could be CBM
16	16030	?Kiln frag	1	110	1	U/ID	N/A	N/A	C18th	Flat frag w/ deep impressions on one side
16	16030	CBM	3	1311	3	Frag	Brick	N/A	C18th	Undated, unwashed brick frags
16	16030	CBM	1	1070	1	Frag	Brick	N/A	C18th	Overfired brick incorporating a stone
16	16030	CBM	1	1209	1	Frag	Brick	N/A	C18th	Coarse brick
16	16030	Kiln frag	1	110	1	Frag	N/A	N/A	C18th	Irregular fragment
16	16030	Kiln frag	1	1037	1	Kiln structure	N/A	N/A	C18th	Fine grained stone frags stuck together w/ glaze
16	16030	Kiln frag	1	162	1	Kiln structure	N/A	N/A	C18th	Fine grained stone w/ overfired glaze
16	16030	Stone	1	422	1	N/A	N/A	N/A	C18th	Fragment of fine-grained stone
16	16060	CBM	3	232	3	Frag	U/ID	N/A	C18th	Fragments of CBM
16	16066	Kiln frag	2	96	2	Frag	N/A	N/A	C18th	Irregular flat frags
16	16066	Stone	2	42	2	Fragments	N/A	N/A	C18th	
16	16069	?Crucible	5	77	1	Base	?Crucible	Pale green glaze ext	C18th	Patches of pale green glaze ext; black deposit int
16	16069	?Kiln frag	1	28	1	Fragment	?Tile	Mottled glaze on one side	C18th	Glazed flake of a fine, soft buff flake
16	16069	Kiln shelf	1	29	1	Fragment	?Shelf	Greenish glaze on both sides	C18th	
16	16089	?Crucible	1	261	1	Base	Hollow ware	U/Dec	?C18th	Base of crucible-like vessel, crust int
16	16089	?Kiln frag	2	16	2	Fragment	U/ID	Buff biscuit fired	C18th	Coarse buff quartz tempered body; hard and brittle
17	17001	Fired clay lump	1	38	1	N.A	N/A	N/A	Undated	Irregular fired clay lump w/ grass/string marks
17	17001	Stone	1	86	1	Frag	N/A	N/A	C18th	Thick fine grained stone slab frag w/ glaze on both sides
17	17001	Stone	1	54	1	Frag	N/A	N/A	C18th	Thin fine grained stone slab w/ glaze on both surfaces & two edges
17	17001	Stone	1	4	1	Frag	N/A	N/A	C18th	Thin stone frag w/ glaze on both sides & edges
17	17003	Brick	1	141	1	Frag	Brick	N/A	C18th	Heavily burnt brick
17	17003	CBM	1	180	1	Frag	U/ID	N/A	C18th	Fine grained buff fragment w/ brown/yellow glaze on both sides
17	17003	CBM	3	552	3	Frag	U/ID	N/A	C18th	Buff fragments w/ overfired glaze on surfaces
17	17006	Brick	3	574	3	Frag	Brick	N/A	C18th	Hard brick
17	17006	Pellet	1	4	1	Fragment	N/A	N/A	C18th	Pressed clay pellet
17	17006	Stilt	1	1	1	Complete	Stilt	N/A	C19th	Machine made stilt w/ pale brown glaze all over

Tr	Cxt	Type	No	Wt	ENV	Part	Form	Decoration	Date range	Notes
17	17006	Stone	1	37	1	Frag	N/A	N/A	C18th	Burnt stone w/ pecked impressions on one side
17	17008	Fragment	1	3	1	Fragment	U/ID	N/A	C18th	Overfired fragment
17	17024	Fired clay	1	1	1	Fragment	N/A	U/Dec	Undated	
17	17034	?Kiln furniture	1	3	1	Fragment	Flat rod	N/A	C18th	Fine regular grooves on one side
17	17034	Glazed stone	1	2	1	Fragment	N/A	N/A	Undated	Small frag of stone coated all over in whitish glaze
17	17035	Kiln furniture	1	5	1	Pellet	Flat pellet	N/A	?C18th	Small flat pellet w/ traces of glaze
17	17035	Stone	1	130	1	Fragment	N/A	N/A	C18th	Fine grained stone slab w/ glaze on one surface & edges w/ frags of fired clay on one side
17	17047	Kiln furniture	1	1	1	Fragment	Flattened rod	N/A	C18th	
18	18001	Kiln frag	1	145	1	Frag	N/A	N/A	C18th	Right-angled section of ?shelf
18	18001	Kiln frag	1	230	1	Frag	N/A	N/A	C18th	Thick frag w/ thick purple glaze on one face
18	18001	Kiln frag	1	51	1	Frag	N/A	N/A	C18th	Glazed fine grained stone frag
18	18001	Kiln frag	1	67	1	?Shelf	N/A	N/A	C18th	Frag of thick shelf w/ thick glaze deposit on one side
18	18006	Stone	1	110	1	Frag	N/A	N/A	C18th	Stone frag w/ pale green glaze
18	18007	Fired clay	1	2	1	Fragment	U/ID	U/ID	C18th	?Kiln frag
18	18028	Rod	1	7	1	Fragment	Tapering rod	U/Dec	C18th – C19th	?Kiln frag
18	18036	Kiln frag	1	120	1	Frag	N/A	N/A	C18th	Irregular fragment, possibly perforated
			<b>83</b>	<b>11200</b>	<b>79</b>					

**Table 10** Key to terms used in Table 8

Term	Definition
Perforation	Circular, sub-circular or rectangular holes or 'cut-outs' cut through the walls of a saggar
Slot	Cut-out section extending from the rim to the base of a saggar. Two variants were noted; one which extended through the rim and the other which extended from the base to the lower edge of the rim forming an elongated perforation
Complete	A complete saggar lacking only chips and flakes from the surface
Profile	A partial saggar but preserving the complete vessels profile from rim to base
Triangular cut-out	A distinctive type of cut out consisting of a small triangular hole through the wall of the vessel. These appeared to be the sockets for triangular stilts or props to support and

separate vessels (probably flatwares) inside the saggar
---

**Table 11** Pot discs from Trenches 15 to 18

Tr	Cxt	Type	No	Wt	ENV	Part	Form	Decoration	Date range	Diam (max, mm)	Diam (min, mm)	Notes
15	15001	BGCW	1	12	1	BS	Dish/bowl	Brown glaze int	C18th – C19th	39	30.2	
15	15004	BGCW	1	22	1	BS	Pancheon	Brown glaze int only	C18th – C19th	39.2	36.6	
15	15033	BGCW	1	21	1	BS	Pancheon	Black glaze int	C19th	43.3	39.9	
15	15033	Creamware	1	6	1	BS	Flatware	U/Dec	c.1740 – c.1820	33.8	30.6	
16	16007	BGCW	1	16	1	BS	Pancheon	Greenish glaze int	C18th – C19th	38.5	36.7	Sub-rectangular pot disc
16	16007	MW1	1	6	1	BS	Hollow ware	Mottled ware int & ext	C18th	29.1	26.1	Angular edges
16	16018	Pearlware	1	2	1	BS	Hollow ware	U/Dec	c.1780 – c.1840	18.3	16.6	
17	17001	BGCW	1	14	1	BS	Pancheon	Black glaze int	C18th – EC19th	33.1	31	Smoothed edges
17	17001	Late Blackware	1	24	1	BS	Hollow ware	Black glaze int & partially ext	C18th	47	43.9	
17	17006	BGCW	1	31	1	BS	Pancheon	Brown glaze int only	C18th – C19th	51.8	42.3	Chipped & pitted
17	17006	Late Blackware	1	9	1	BS	Hollow ware	Black glaze int & partially ext	C18th	37.6	30.5	
17	17006	TP Whiteware	1	8	1	BS	Flatware	U/ID TP design int	M – LC19th	29.6	28.7	
17	17009	BGCW	1	12	1	BS	Pancheon	Brown glaze int only	C18th – C19th	42.2		Half pot disc, smoothed edges
17	17009	BGCW	1	20	1	BS	Pancheon	Black glaze int only	C19th	44.3	39.2	
17	17035	BGCW	1	10	1	BS	Pancheon	Pancheon	C18th – C19th	34.2	31.8	
17	17035	Creamware	1	8	1	Footring base	Plate	U/Dec	c.1740 – c.1820	39.4	32.6	Oval pot disc
17	17035	Late Blackware	1	13	1	BS	Hollow ware	Black glaze int & partially ext	C18th	40.1	34.3	Irregular oval pot disc
18	18002	BGCW	1	8	1	BS	Pancheon	Brown glaze int only	C18th – C19th	25.6	24.1	Smoothed edges
18	18006	BGCW	1	13	1	BS	Pancheon	Brown glaze int	C18th – C19th	45.5	32.5	Oval pot disc
18	18007	BGCW	1	9	1	BS	Pancheon	Brown glaze int only	C18th – C19th	30.1	29.3	
18	18008	Redware	1	16	1	BS	Dish	Clear glaze int & partially ext, red slip ext	C17th – EC18th	37.5	32.2	

Tr	Cxt	Type	No	Wt	ENV	Part	Form	Decoration	Date range	Diam (max, mm)	Diam (min, mm)	Notes
18	18028	BGCW	1	4	1	BS	BS	Dish	C18th – EC19th	28.2		Half an oval pot disc
18	18028	BGFW	1	14	1	BS	BS	Hollow ware	C18th	40.6	37.5	
18	18028	BSGSW	1	6	1	BS	BS	Hollow ware	C18th	30.2	27.3	Highly irregular pot disc
18	18028	Pearlware	1	3	1	BS	BS	Flatware	c.1780 – c.1840	28.1		Half of an elongated oval pot disc
18	18036	BGCW	1	16	1	BS	Pancheon	Brown glaze int only	C18th – C19th	40.8		Half pot disc
18	18036	BGCW	1	23	1	BS	Pancheon	Brown glaze int only	C18th – C19th	51.9	42.6	Irregular shape

**Table 12** Pot discs: date ranges and wares

Sum of No	BGCW	BGFW	BSGSW	Creamware	Late Blackware	MW1	Pearlware	Redware	TP Whiteware	Grand Total
c.1740 – c.1820					2					2
c.1780 – c.1840							2			2
C17th – EC18th								1		1
C18th		1	1		3	1				6
C18th – C19th		11								11

C18th –												
EC19th		2										2
C19th		2										2
M – LC19th										1		1
<b>Grand Total</b>		<b>15</b>	<b>1</b>	<b>1</b>	<b>2</b>	<b>3</b>	<b>1</b>	<b>2</b>	<b>1</b>	<b>1</b>		<b>27</b>

**Table 13** Ceramic objects from Trenches 15 – 18

Tr	Cxt	Type	No	Wt	ENV	Part	Form	Decoration	Date range	Max	Min	Notes
15	15001	Marble	1	5	1	Complete	Marble	Glazed marble; red & white clay giving marbled effect	C18th – C19th	16.8	15.6	Discoloured
15	15004	Knurr ball	1	8	1	Half ball	Knurr ball	White glazed knurr ball	C18th – C19th			
15	15004	Knurr ball	1	8	1	Half ball	Half ball	White glazed knurr ball	C18th – C19th	23.9		
15	15004	Knurr ball	1	7	1	Half ball	Half ball	Dark red knurr ball	C18th – C19th			
15	15011	Cuboid	1	8	1	Complete	Cuboid	Four sides fluted, 2 faces flat	C19th	17.6	16.7	Whiteware
15	15017	?Knurr ball	1	11	1	Complete	?Knurr ball	Irregularly shaped white glazed ball	C18th – C19th	23.4	21.3	
15	15017	Marble	1	5	1	Complete	Marble	Yellow-buff glazed marble	C18th – C19th	16.6		
15	15017	Marble	1	4	1	Complete	Marble	White unglazed marble	C18th – C19th	15.7		
15	15033	Knurr ball	2	2	2	Fragment	Knurr ball	One cream, one white knurr ball	C18th – C19th			
15	15033	Marble	1	4	1	Fragment	?Marble	White glazed ball; smaller than usual	C18th – C19th			Irregularly shaped ball
15	15033	Marble	1	5	1	Complete	Marble	Dark buff marble	C18th – C19th	16.9		
15	15033	Marble	1	4	1	Complete	Marble	Pale buff marble	C18th – C19th	16.2		
15	U/S	Figurine	1	6	1	Fragment	Torso	Small moulded torso lacking head, arms & lower legs	C19th			24mm long; toy or ornament; bone china
16	16001	Knurr ball	1	10	1	Half ball	Knurr ball	White glazed knurr ball	C18th - C19th	24.8		
16	16001	Knurr ball	1	9	1	Half ball	Knurr ball	White glazed knurr ball	C18th - C19th	24.6		
16	16001	Marble	1	5	1	Complete	Marble	Dark buff marble	C18th – C19th	17.2		
16	16007	Knurr ball	1	7	1	Half ball	Knurr ball	White glazed knurr ball	C18th – C19th	24.6		
16	16007	Marble	1	6	1	Complete	Marble	Light buff unfired marble	C18th – C19th	18.2		
16	16008	Marble	1	5	1	Complete	Marble	Unglazed buff fired clay marble	C18th – C19th	16.2		
16	16018	Knurr ball	1	6	1	Fragment	Knurr ball	Unglazed white clay ball	C18th – C19th	21.7		
16	16018	Marble	1	5	1	Complete	Marble	Glazed marble; red & white clay giving marbled effect	C18th – C19th	16.5		



Tr	Cxt	Type	No	Wt	ENV	Part	Form	Decoration	Date range	Max	Min	Notes
16	16018	Pointed ball	1	7	1	Complete	Pointed ball	Tear-drop-shaped ball w/ one flat face & pointed end	C18th – C19th			What are these objects?
17	17001	Marble	1	10	1	Complete	Marble	Buff marble	C18th - C19th	22.3		Large marble; pitted & discoloured
17	17006	?Knurr ball	1	6	1	Fragment	?Knurr ball	?Glazed ext	C19th	21.1		
17	17006	Cuboid	1	8	1	Complete	Cuboid	Four sides fluted; 2 flat faces; blue sponging all over	C19th	16.7	15.7	Whiteware
17	17006	Figurine	1	6	1	Fragment	Torso	Small moulded torso lacking head, arms & lower legs	C19th			26.9mm long toy or ornament; bone china
17	17006	Knurr ball	1	18	1	Complete	Knurr ball	White ball; probably bone china	C18th - C19th	25.4		Unglazed
17	17006	Knurr ball	1	8	1	Half ball	Knurr ball	Glazed ball	C18th - C19th	25.1		
17	17006	Knurr ball	1	8	1	Half ball	Knurr ball	Glazed ball	C18th – C19th	23		
17	17006	Knurr ball	1	7	1	Quarter ball	Knurr ball	Glazed ball	C18th – C19th			
17	17006	Knurr ball	1	4	1	Fragment	Knurr ball	Glazed ball	C18th – C19th			
17	17006	Marble	1	6	1	Complete	Marble	U/Dec	C19th	17.4		Buff fired clay marble
17	17006	Marble	1	2	1	Complete	Marble	U/Dec	C18th – C19th	16.5		Pitted and chipped; fired clay marble
17	17008	Knurr ball	1	4	1	Fragment	Knurr ball	Glazed ball	C18th – C19th			Flake
17	17009	?Snuff grinder	1	12	1	Profile	?Snuff grinder	U/Dec	C18th – C19th			Upper part
17	17009	Knurr ball	1	8	1	Fragment	Knurr ball	Glazed ball	C18th – C19th			
17	17009	Marble	1	6	1	Complete	Marble	Black & buff marbled decoration	C18th – C19th	17.8		
17	17009	Marble	1	4	1	Complete	Marble	Buff marble	C18th – C19th	15.5		
17	17009	Marble	1	5	1	Complete	Marble	Buff marble	C18th – C19th	16.9		
17	17009	Marble	1	4	1	Complete	Marble	Irregular buff marble	C18th – C19th	17.7	16	Highly irregular fired clay marble
17	17012	?Snuff grinder	1	12	1	Complete	?Snuff grinder	Fluted body	C18th – C19th			Lower part
17	17029	?Marble	1	2	1	?Marble	?Marble	White/buff marble	C18th – C19th	14.8	13.1	Highly irregular white clay marble
17	17035	Knurr ball	1	4	1	Fragment	Knurr ball	Glazed ball	C18th – C19th			
18	18001	Knurr ball	1	6	1	Half ball	Knurr ball	White glazed knurr ball	C18th – C19th			
18	18001	Knurr ball	1	1	1	Fragment	Knurr ball	White glazed knurr ball	C18th – C19th			
18	18001	Knurr ball	1	13	1	Complete	Knurr ball	White glazed knurr ball	C18th – C19th	23.9		
18	18001	Knurr ball	1	9	1	Half ball	Knurr ball	White glazed knurr ball	C18th – C19th	23.7		
18	18001	Knurr ball	1	7	1	Half ball	Knurr ball	White glazed knurr ball	C18th – C19th			
18	18002	?Snuff	1	5	1	Fragment	?Snuff	U/Dec	C18th – C19th			Lower part

Tr	Cxt	Type	No	Wt	ENV	Part	Form	Decoration	Date range	Max	Min	Notes
		grinder					grinder					
18	18002	Knurr ball	1	7	1	Fragment	Knurr ball	White stone knurr ball	C18th – C19th			
18	18002	Knurr ball	1	5	1	Fragment	Knurr ball	White glazed knurr ball	C18th – C19th			
18	18002	Knurr ball	1	4	1	Fragment	Knurr ball	White glazed knurr ball	C18th – C19th			
18	18002	Knurr ball	1	5	1	Fragment	Knurr ball	White glazed knurr ball	C18th – C19th			
18	18002	Knurr ball	1	9	1	Half ball	Knurr ball	White glazed knurr ball	C18th – C19th	25.1		
18	18002	Knurr ball	1	10	1	Half ball	Knurr ball	White glazed knurr ball	C18th – C19th	24.5		
18	18002	Knurr ball	1	3	1	Fragment	Knurr ball	White glazed knurr ball	C18th – C19th			
18	18002	Knurr ball	1	6	1	Fragment	Knurr ball	White glazed knurr ball	C18th – C19th			
18	18002	Knurr ball	1	3	1	Fragment	Knurr ball	White glazed knurr ball	C18th – C19th			
18	18002	Marble	1	5	1	Half ball	Marble	White marble	C18th – C19th	19.3		
18	18002	Marble	1	3	1	Half ball	Marble	Buff marble	C18th – C19th	16.2		
18	18002	Marble	1	5	1	Complete	Marble	Buff marble	C18th – C19th	17.8	16.8	
18	18002	Marble	1	3	1	Half ball	Marble	Buff marble	C18th – C19th	16.1		
18	18007	Knurr ball	1	9	1	Half ball	Knurr ball	White glazed knurr ball	C18th - C19th	26.1		
18	18007	Knurr ball	1	1	1	Fragment	Knurr ball	White glazed knurr ball	C18th – C19th			
18	18030	Object	1	1	1	Fragment	Object	White glazed w/ blue flash	C18th – C19th			U/ID object
18	18082	?Knurr ball	1	18	1	Complete	?Knurr ball	Buff bone china ball, slightly irregular	C18th – C19th	25.2		In size resembles a knurr ball but not white; bone china

**Table 14** Key to abbreviations used in the data tables

Abbreviation	
BGCW	Brown Glazed Coarseware
BSGSW	Brown Salt Glazed Stoneware
CBM	Ceramic building material
ext	External
int	Internal

M/T	Mug / tankard; parallel sided vessels, no foot to base, often with rilled bands externally
MGE	Mottled glaze externally only
MGI	Mottled glaze internally only
MGIE	Mottled glaze internally and externally
MW1	Mottled ware fabric 1
MW2	Mottled ware fabric 2
MW3	Mottled ware fabric 3
MW4	Mottled ware fabric 4
TP	Transfer printed
U/Dec	Undecorated
U/ID	Unidentified
URE	Unglazed Red Earthenware
WGSW	White Salt Glazed Stoneware
YGCW	Yellow Glazed Coarseware

**Table 15** Ceramic building material and related items from Trenches 15 to 18

Trench	Context	Type	No	Wt	ENV	Part	Form	Decoration	Date range	Notes
15	15025	CBM	1	4	1	BS	Hollow ware	U/Dec	Undated	
15	15033	CBM	2	22	2	Fragments	Brick/tile	N/A	Undated	
15	15033	Sewer pipe	1	15	1	Fragment	Sewer pipe	N/A	c.1850+	
16	16001	CBM	2	14	2	Fragments	Tile	U/Dec	Undated	
16	16001	Sewer pipe	15	327	15	Fragments	Sewer pipe	Salt glazed sewer pipe	c.1850+	
16	16001	Tile	3	20	3	Complete	Tile	Small square ceramic wall tiles;	C20th	

Trench	Context	Type	No	Wt	ENV	Part	Form	Decoration	Date range	Notes
								23.9mm		
16	16007	CBM	16	594	16	Fragments	Roof tile	N/A	Undated	
16	16007	Sewer pipe	1	15	1	Fragment	Sewer pipe	N/A	c.1850+	Glazed int & ext
16	16008	CBM	1	13	1	Fragment	Roof tile	N/A	Undated	
16	16008	Sewer pipe	6	281	6	Fragment	Pipe	N/A	c.1850+	Salt glazed int & ext
16	16010	CBM	1	12	1	Fragment	U/ID	U/Dec	Undated	
16	16018	CBM	4	48	4	Fragment	?Tile	N/A	Undated	
16	16018	Sewer pipe	2	159	2	Fragment	Pipe	N/A	c.1850+	Salt glazed sewer pipe
16	16030	CBM	1	4	1	Fragment	?Brick	U/Dec	Undated	
16	16066	Roof tile	1	105	1	Fragment	Roof tile	N/A	Undated	
16	16066	Tile	1	37	1	Fragment	Tile	Mottled glaze on one side	C18th	
16	16085	Sewer pipe	5	80	5	Fragments	Pipe	Salt glazed	c.1850+	
16	U/S	CBM	1	2	1	Fragment	?Brick	U/Dec	Undated	
17	17001	CBM	8	90	8	Fragments	Tile & pipe	One white glazed wall tile frag	Undated	
17	17006	CBM	1	120	1	Fragment	Tile	N/A	Undated	
17	17006	CBM	3	292	3	Fragment	Sewer pipe	N/A	Undated	Glazed pipe
17	17006	CBM	5	151	5	Fragment	Drainpipe	N/A	Undated	
17	17009	CBM	2	57	2	Fragments	Roof tile	N/A	Undated	
17	17018	Roof tile	1	153	1	Fragment	Roof tile	N/A	Undated	
17	17035	CBM	4	63	4	Fragment	Tile	N/A	Undated	
17	17035	CBM	1	14	1	Fragment	U/ID	Glazed int	Undated	
18	18002	?Tile	1	2	1	Fragment	?Tile	White on one side, buff on the other	C19th	
18	18002	CBM	9	105	9	Fragments	U/ID	N/A	Undated	
18	18002	Sewer pipe	3	133	2	Fragments	Sewer pipe	Salt glazed int & ext	c.1850+	
18	18006	CBM	1	3	1	Fragment	U/ID	N/A	Undated	Abraded fragment
18	18006	Tile	1	55	1	Fragment	Tile	U/Dec	Undated	Sooted int
18	18008	Wall tile	1	5	1	Fragment	Wall tile	Blue-white glaze ext	C20th	H&R JOHNSON / CRISTA.../ MADE IN ...'

Trench	Context	Type	No	Wt	ENV	Part	Form	Decoration	Date range	Notes
18	18011	Wall tile	2	2	2	Fragments	Wall tile	One white, one salmon pink	LC19 <sup>th</sup> - C20 <sup>th</sup>	
18	18012	CBM	1	1	1	Fragment	?Brick	N/A	Undated	

**Table 16** Glass from Trenches 16 and 17

Trench	Context	Type	No	Wt	ENV	Part	Form	Decoration	Date Range	Notes
16	16007	Glass	1	2	1	BS	U/ID	U/Dec	Undated	White opaque decayed glass
17	17001	Glass	1	2	1	Fragment	U/ID	N/A	Undated	

**Table 17** Clay tobacco pipe fragments from Trenches 15, 16 and 17

Trench	Context	Type	No	Wt	ENV	Part	Form	Decoration	Date range	Notes
15	15033	Clay tobacco pipe	1	1	1	Bowl frag	Tobacco pipe	U/Dec	Undated	
15	15004	Clay tobacco pipe	1	1	1	Bowl	Tobacco pipe	N/A	Undated	
16	16007	Clay tobacco pipe	1	1	1	Fragment	Bowl	U/Dec	Undated	
16	16018	Clay tobacco pipe	1	1	1	Bowl	Tobacco pipe	U/Dec	Undated	
16	U/S	Clay tobacco pipe	1	1	1	Bowl & spur	Tobacco pipe	U/Dec	Undated	
17	17035	Clay tobacco pipe	1	1	1	Bowl	Tobacco pipe	U/Dec	Undated	

**Table 18** Contexts containing pottery in Trench 15

Context	Interpretation & notes
15001	Topsoil
15002	Backfill of 1970s trench
15004	Subsoil
15008	Garden soil
15017	Garden soil below 15004, =15033
15018	Hedge line (garden feature)
15020	Fill of tree bowl (context?)
15024	Deposit of possible building material
15025	Fill of linear feature 15026
15031	Pit containing refuse
15033	=15017

**Table 19** Contexts containing pottery in Trench 16

Context	Interpretation & notes
16001	Topsoil
16002	Backfill of 1970s trench; low inferential potential
16004	Fill of circular pit 16005
16007	Subsoil beneath 16001
16008	Backfill of 1970s trench; low inferential potential
16010	?Feature; details in context register unclear
16013	Layer
16018	Subsoil beneath topsoil
16030	?Feature; details in context register unclear
16032	?Feature; details in context register unclear
16058	Primary fill (?backfill) of 1970s trench
16061	Layer beneath 16007
16066	Backfill of robber trench
16069	Backfill

Context	Interpretation & notes
16078	Layer
16079	?Layer/feature, cut by 1970s sondage; details unclear
16085	Fill of construction cut for drainpipe; ?date
16086	Deposit
16089	Deposit underlying 1970s trench
16090	Charcoal layer at base of 1970s sondage
16091	Clay layer in pipe trench sondage
16092	Clay layer inside second kiln, adjacent to context 16090
16093	Ash layer at base of second kiln

**Table 20** Contexts containing pottery in Trench 17

Context	Interpretation & notes
17001	Topsoil
17002	Subsoil
17003	Backfill of 1970s excavation trench; low inferential potential
17006	= 17002; subsoil
17008	Garden soil
17009	Garden soil
17011	Fill of post hole 17010
17012	Wall collapse
17018	Fill of tree throw
17024	Pit fill
17029	Ditch
17034	Layer over bedrock
17035	Garden soil
17036	Fill of dog burial
17040	Not listed in context register
17043	Fill of pit
17047	Ditch

**Table 21** Contexts containing pottery in Trench 18

Context	Interpretation & notes
18001	Topsoil
18002	Subsoil
18003	Layer associated with landscaping
18004	Fill of dog burial
18006	?Layer; construction waste
18007	Garden soil
18008	Fill of tree throw (context ?)
18009	Fill of shrub bowl (context ?)
18010	Fill of pit (context ?)
18011	Fill of area of bioturbation (context ?)
18012	Fill of area of bioturbation (context ?)
18013	Fill of tree throw (?context)
18014	Fill of tree throw (?context)
18019	Fill of shrub bowl (context ?)
18028	Garden soil below 18003 and 18007
18030	Fill of hen burial (context ?)
18033	Fill of C19th shrub bowl (?)
18036	Garden soil below 18028
18069	Fill of ditch



## **APPENDIX 4**

### **CLAY TOBACCO PIPE**

*Dr Vicky Crewe*

Tables 22 - 25

**Table 22** Contexts containing clay tobacco pipe

Context	No. of Fragments
15001	132
15002	36
15004	80
15008	2
15009	2
15017	81
15018	1
15020	7
15025	1
15031	3
15033	157
16001	119
16002	35
16004	14
16007	175
16008	75
16010	4
16018	282
16030	8
16032	2
16058	1
16061	2
16069	1
16078	4
16085	10
17001	80
17002	62
17003	10

<b>Context</b>	<b>No. of Fragments</b>
17006	154
17008	53
17009	94
17012	3
17024	2
17029	1
17031	2
17034	21
17035	35
18001	120
18002	382
18003	22
18006	25
18007	117
18008	21
18010	8
18011	13
18012	1
18013	15
18014	2
18019	3
18028	38
18030	10
18033	1
18036	23
18069	3
<b>Total</b>	<b>2555</b>

**Table 23** Makers' marks on stems and bowls

Context	Element	Description	Date
15001	Stem	Incised band with lettering 'HO W' underneath. Matches White's (2004) fig 8.19 no. 7 for Thomas Wild of Rotherham.	c.1760-1800
15001	Stem	2 incised bands of lettering; 'LLM' on upper row, 'W[I?]LD' below; line of scallop shells underneath. Matches White's (2004) fig. 8.19 no. 8 for William Wild of Rotherham.	c.1760-1780
15001	Stem	2 incised bands of lettering; 'WLLM' above and 'WILD' below; bands are separated by lines of raised dots; line of scallop shells underneath; above the lettering is a band of floral decoration. Matches White's (2004) fig. 8.19 no. 8 for William Wild.	c.1760-1780
15017	Stem	Lettering 'WILD' between two incised bands. Resembles White's (2004) fig 8.19 no. 7 for Thomas Wild.	c.1760-1800
15033	Stem	Lettering 'THO WI' between two incised lines; very faint. Resembles White's (2004) fig 8.19 no. 5 for Thomas Wild.	c.1750-1800
16001	Stem	Lettering 'THOWII' with 3 incised lines above and 2 below. Resembles White's (2004) fig 8.19 no. 6 for Thomas Wild.	c.1720-1760
16007	Stem	Lettering 'HO WILD' with 2 incised lines above filled with zigzag or wavy line and at least 1 incised line below. Matches White's (2004) fig. 8.19 no. 6 for Thomas Wild.	c.1720-1760
16007	Bowl	Small stamped initials 'TW' on side of bowl facing smoker. Could be Thomas Wild.	c.1720-1800?
16007	Bowl	Small stamped initials 'TW' on side of bowl facing smoker. Could be Thomas Wild.	c.1720-1800?
16018	Stem	Roll stamp pattern with ring and dot, zigzags and other devices that are too faint to make out; faint lettering 'HO'. Very closely resembles White's (2004) fig. 8.19 no. 7 for Thomas Wild.	c.1760-1800
16018	Bowl	Almost complete bowl with small stamped initials 'TW' on side of bowl facing smoker. Could be Thomas Wild.	c.1720-1800?
16018	Bowl	Almost complete bowl with small stamped initials 'TW' on side of bowl facing smoker. Could be Thomas Wild.	c.1720-1800?
18001	Stem	Roll stamp design incorporating rings and dots, incised bands and lettering 'WIL' (could be from WILL or WILD). Does not match designs illustrated in White (2004) but likely to be one of the Wild pipemakers of Rotherham.	c.1720-1800
18001	Stem	Roll stamp design incorporating scallop shells, incised bands and faint lettering 'WI..D'. Matches White's (2004) fig. 8.19 no. 8 for William Wild.	c.1760-1780
18002	Stem	Two lines of lettering; upper reads 'ILL' and lower 'WILD', separated by lines of small impressed dots;	c.1760-1780

Context	Element	Description	Date
		row of scallop shells underneath lettering. Matches White's (2004) fig. 8.18 no. 8 for William Wild.	
18002	Stem	Raised lettering 'T.' [...] 'VD' or 'ND'; middle letters damaged. Maker unknown.	
18002	Stem	Roll stamp design of rings and dots with indistinct lettering, possibly 'O WI'. Does not resemble examples illustrated by White (2004) but likely to be Thomas Wild.	c.1720-1800
18002	Stem	Lettering 'WILD' with row of scallop shells beneath it. Matches White's (2004) fig. 8.19 no. 7 for Thomas Wild.	c.1760-1800
18006	Stem	Rolled stamp design partially across break so indistinct; 2 incised lines forming a band with short vertical lines between them; below that a row of scrolls or circles and above the band the lettering 'OH'. Resembles White's (2004) fig. 8.19 no. 4 for John Wild of Rotherham.	c.1730-1790
18007	Stem	Faint roll stamp design consisting of incised lines forming 2 separate bands; the upper band contains a row of scrolls and the lower band contains rectangular lozenges. No lettering visible in the middle of the bands but very closely resembles White's (2004) fig 8.19 no. 2, which has lettering 'TT' between the bands; maker unknown.	c.1690-1720

**Table 24** Decorated pipe fragments (excluding those with makers' marks listed in Table 23)

Context	Element	Description	Date
15001	Stem	2 incised lines, one above the other, with ovals, circles (some with dots in the middle) and horseshoes. Matches White's (2004) fig. 8.18 no. 7 Midland style border.	c.1740-1790
15002	Bowl	Traces of milling parallel with bowl seam.	
15002	Stem	Roll stamp of geometric design; ovals with possible flowers inside. Similar to White's (2004) fig. 8.18 no. 7 Midland style border.	c.1740-1790
15002	Stem	Roll stamp pattern of scrolls and incised lines.	
15004	Stem/spur	Incised circle either side of spur.	c.1840-70
15004	Bowl	Leaf seam on side of bowl facing away from smoker and foliage on bowl on either side of seam.	Mid C19 <sup>th</sup>
15020	Stem	Roll stamp of very faint incised rings with central dots; at the edge of a break so little of the design is visible.	
15033	Stem	Roll stamp ring and dot pattern.	
15033	Bowl	Ribbed/scallop patterned bowl base.	Early-mid C19 <sup>th</sup>
15033	Bowl	Leaf seam with moulded foliage and ribbing; neat milling around rim.	c.1840-70
15033	Bowl	Small fragment with traces of ribbing or scallop design.	Early- mid C19 <sup>th</sup>
15033	Stem/spur/bow	Small fragment with moulded foliage pattern.	c.1840-70

Context	Element	Description	Date
	I		
15033	Bowl	Moulded ribbing/fluting running down bowl.	Early-mid C19 <sup>th</sup>
15033	Bowl	Near complete bowl with leaf seams and moulded floral decoration around bowl; raised dots around rim.	c.1810-1840
16001	Bowl	Milling around rim, with a row of moulded stars underneath.	Mid C19 <sup>th</sup>
16001	Stem/bowl	Stem fragment just opening out to bowl; ribbing/scallop pattern on bowl can just be seen.	Early-mid C19 <sup>th</sup>
16001	Bowl	Moulded foliage and possible bunch of grapes.	C19 <sup>th</sup>
16007	Bowl	Leaf seam on front seam (facing away from smoker) and raised zigzag pattern on back seam (facing smoker).	Mid C19 <sup>th</sup>
16008	Bowl	Ribbing/scallop decoration with scrolls above.	Early-mid C19 <sup>th</sup>
16010	Stem	Roll stamp pattern of ovals with a band underneath and scrolls underneath that. Resembles White's (2004) fig. 8.18 no. 7 Midland style border.	c.1740-1790
16018	Stem	Roll stamp pattern of ovals with bands above and below and scrolls or horseshoes underneath. Resembles White's (2004) fig. 8.18 no. 7 Midland style border.	c.1740-1790
16018	Stem	Roll stamp pattern of rings and dots with a band separating 2 rows of the pattern.	
16018	Bowl/spur	Bowl fragment with complete narrow, pointed spur; circle on each side of spur.	c.1840-1860
16018	Bowl	Leaf seams on front and back.	Mid C19 <sup>th</sup>
17001	Bowl/spur	Near complete bowl with leaf seams on front and back.	c.1840-70
1701	Bowl	Small fragment with traces of ribbing/scallop decoration.	Early-mid C19 <sup>th</sup>
17001	Stem/spur/bowl	Small fragment of bowl with leaf seam on side of pipe facing smoker and moulded foliage on either side.	c.1840-70
17001	Bowl	Leaf seam with moulded foliage either side.	Mid C19 <sup>th</sup>
17001	Bowl	Long, narrow bowl with ribbing/scallop design running up it. A row of raised dots above that and swags around rim.	c.1730-80?
17006	Bowl	Milling around rim and moulded skull design; possibly 17th lancers skull and cross bones design.	
17006	Bowl/spur	Small fragment with traces of ribbing/scallop pattern.	Early-mid C19 <sup>th</sup>
17006	Bowl	Moulded decoration, possibly a petal.	
17006	Bowl	Moulded raised ribs/lines with rows of dots between them.	Early-mid C19 <sup>th</sup>
17006	Bowl	Leaf seam on side facing smoker and moulded foliage on either side.	Mid C19 <sup>th</sup>
17006	Bowl	Leaf seams on front and back.	Mid C19 <sup>th</sup>
17006	Bowl	Very small fragment with leaf seam.	Mid C19 <sup>th</sup>
17009	Stem/spur	Spur has moulded flower either side and foliage trailing part way along stem.	c.1840-70
17034	Stem/spur	Moulded circle on either side of spur.	

Context	Element	Description	Date
17035	Bowl	Ribbed/scalloped design up bowl, with rows of raised dots between the ribs.	Early-mid C19 <sup>th</sup>
17035	Bowl	Moulded decoration around base of bowl but hard to identify, possible foliage or cross shape.	
17035	Stem	Roll stamp design of ovals; 2 incised lines above and 2 below, each forming bands with short vertical lines between them. Matches White's (2004) fig. 8.18 no. 7 Midland style border.	c.1740-1790
17035	Bowl	Almost complete bowl with leaf seams on front and back.	c.1840-80
17035	Bowl	Ribbing/scallop design running up bowl.	c.1820-40
18001	Bowl	Swag or scroll design.	
18001	Bowl	Moulded basket pattern.	Mid C19 <sup>th</sup>
18001	Stem/spur/bow 	Swags and scrolls with incised horizontal lines and 'X' in the middle of the design.	c.1840-60
18001	Stem	Roll stamp design of ovals with 2 lines underneath (very faint, top of design missing). Matches White's (2004) fig. 8.18 no. 7 Midland style border.	c.1740-1790
18002	Stem	Row of impressed triangles with line of dots above it; at the edge of a break so no further detail can be seen.	
18002	Stem/spur	Traces of ribbing/scallop design on stem where it would have met bowl.	Early-mid C19 <sup>th</sup>
18002	Stem	Roll stamp design of rings and dots.	
18002	Stem	Roll stamp design of rings and dots or horseshoe shapes; at the edge of a break and very indistinct.	
18002	Bowl	Leaf seam.	Mid C19 <sup>th</sup>
18002	Bowl	Leaf seam (very small leaves) and milled rim.	c.1840-60
18002	Bowl	Ribbing/scallop design up bowl.	Mid-late C19 <sup>th</sup>
18002	Bowl	Leaf seam and traces of indistinct moulded design on either side.	Mid C19 <sup>th</sup>
18002	Bowl	Possible leaf seam with foliage either side; ribbing/scallop design up bowl.	Early-mid C19 <sup>th</sup>
18002	Bowl	Leaf seam with foliage on either side; seam and foliage divided by vertical lines.	Mid-late C19 <sup>th</sup>
18002	Bowl/spur	Leaf seam with indistinct moulded design on either side (possibly shells). Spur has 2 moulded concentric circles on either side.	c.1840-80
18002	Stem/spur/bow 	Milled rim with ribbed/scalloped bowl.	c.1840-80
18003	Bowl	Ribbed/scalloped bowl.	Early-mid C19 <sup>th</sup>
18006	Bowl	Leaf seam with moulded foliage on either side.	Mid-late C19 <sup>th</sup>
18006	Bowl	Ribbed/scalloped with raised dots between ribs.	Early-mid C19 <sup>th</sup>
18006	Bowl	Ribbed/scalloped with part of leaf seam visible.	Early-mid C19 <sup>th</sup>
18006	Bowl	Leaf seam.	Mid 19 <sup>th</sup> century
18007	Bowl	Very small fragment with ribbed/scalloped design.	Early-mid C19 <sup>th</sup>

Context	Element	Description	Date
18007	Bowl	Ribbed/scalloped.	Early-mid C19 <sup>th</sup>
18007	Stem/spur	Complete spur with flat circular bottom and moulded circle on either side.	c.1850-1910
18007	Bowl	Moulded foliage and scrolls.	
18007	Bowl	Leaf stem with moulded foliage on either side; terracotta coloured fabric.	Early-mid C19 <sup>th</sup>
18028	Bowl	Ribbed/scalloped.	Early-mid C19 <sup>th</sup>
18036	Stem	Row of incised triangles (at edge of break so no further decorative elements visible).	

**Table 25** Contexts with datable clay pipe fragments

Context	Comments	Date Range
<i>TRENCH 15</i>		
15001	Spur/stem c.1720; roll stamped stem c.1740-1790; stem with maker's mark (Thomas Wild) c.1760-1800; 2 stems with marker's mark (William Wild) c.1760-1780; spur/stem c.1780-1820; 2 bowls c.1840-60; 6 glazed stems 19 <sup>th</sup> century	Early/mid C18 <sup>th</sup> to mid C19 <sup>th</sup>
15002	Roll stamped stem c.1740-1790; glazed stem 19 <sup>th</sup> century	Mid/late C18 <sup>th</sup> to C19 <sup>th</sup>
15004	Stem/spur c.1840-1870; decorated bowl mid 19 <sup>th</sup> century; stem/spur c.1860-1890; 7 glazed stems 19 <sup>th</sup> century	Mid/late C19 <sup>th</sup>
15017	Bowl c.1660-1680?; stem with maker's mark (Thomas Wild) c.1760-1800; stem/spur c.1810-1840; 6 glazed stems 19 <sup>th</sup> century	Late C17 <sup>th</sup> to early/mid C19 <sup>th</sup>
15033	Stem with maker's mark (Thomas Wild) c.1750-1800; near complete pipe c.1770-1820; decorated bowl c.1810-1840; bowl/spur c.1840-1860; decorated bowl c.1840-1870; 3 decorated bowls early to mid 19 <sup>th</sup> century; decorated bowl c.1850-1910; 4 glazed stems 19 <sup>th</sup> century	Mid/late C18 <sup>th</sup> to mid/late C19 <sup>th</sup>
<i>TRENCH 16</i>		
16001	Stem with maker's mark (Thomas Wild) c.1720-1760; bowl/spur c.1770-1820; stem/spur c.1810-1840; stem/bowl early to mid 19 <sup>th</sup> century; decorated bowl mid 19 <sup>th</sup> century; decorated bowl 19 <sup>th</sup> century; 6 glazed stems 19 <sup>th</sup> century	Early/mid C18 <sup>th</sup> to C19 <sup>th</sup>
16002	2 glazed stems 19 <sup>th</sup> century	C19 <sup>th</sup>
16004	1 glazed fragment 19 <sup>th</sup> century	C19 <sup>th</sup>
16007	Stem with maker's mark (Thomas Wild) c.1720-1760; 2 bowls with maker's mark (possibly Thomas Wild) c.1720-1800?; stem/spur/bowl c.1770-1800; stem/spur/bowl c.1840-1870; bowl/spur c.1860-1890; 2 decorated bowls mid 19 <sup>th</sup> century; 8 glazed stems 19 <sup>th</sup> century	Early/mid C18 <sup>th</sup> to late C19 <sup>th</sup>



Context	Comments	Date Range
16008	Decorated bowl early to mid 19 <sup>th</sup> century	Early/mid C19 <sup>th</sup>
16010	Roll stamped stem c.1740-1790	Mid/late C18 <sup>th</sup>
16018	2 near complete bowls with maker's mark (possibly Thomas Wild) c.1720-1800?; roll stamped stem c.1740-1790; stem with maker's mark (Thomas Wild) c.1760-1800; 2 bowls/spurs c.1810-1840; 2 bowls/spurs c.1840-1860; stem/spur c.1840-1870; stem/decorated spur c.1840-1870; decorated bowl mid 19 <sup>th</sup> century; 8 glazed stems 19 <sup>th</sup> century	Mid/late C18 <sup>th</sup> to mid C19 <sup>th</sup>
16030	Stem/spur c.1700-1780	Early/mid C18 <sup>th</sup>
16061	1 glazed stem 19 <sup>th</sup> century	C19 <sup>th</sup>
16085	1 glazed stem 19 <sup>th</sup> century	C19 <sup>th</sup>
<b>TRENCH 17</b>		
17001	Stem/spur c.1700-1740?; decorated bowl c.1730-1780?; bowl/spur c.1810-1840; decorated bowl c.1840-1870; bowl early to mid 19 <sup>th</sup> century; decorated bowl mid 19 <sup>th</sup> century; 2 glazed stems 19 <sup>th</sup> century	Early/mid C18 <sup>th</sup> to mid C19 <sup>th</sup>
17002	Bowl/spur c.1840-1870	Mid C19 <sup>th</sup>
17006	2 decorated bowls early to mid 19 <sup>th</sup> century; 3 decorated bowls mid 19 <sup>th</sup> century; 3 glazed stems 19 <sup>th</sup> century;	Early/mid C19 <sup>th</sup>
17009	Bowl/spur c.1840-1870; decorated bowl c.1840-1870; 4 glazed stems 19 <sup>th</sup> century	Mid C19 <sup>th</sup>
17012	1 glazed stem 19 <sup>th</sup> century	C19 <sup>th</sup>
17035	Roll stamped stem c. 1740-1790; decorated bowl c.1820-1840; decorated bowl early to mid 19 <sup>th</sup> century; decorated bowl c.1840-1870; bowl/spur c.1840-1880	Mid/late C18 <sup>th</sup> to late C19 <sup>th</sup>
<b>TRENCH 18</b>		
18001	Stem with maker's mark (one of the Wilds of Rotherham) c.1720-1800; stem with maker's mark (one of the Wilds of Rotherham) c.1760-1780; decorated bowl c.1840-1860; stem/spur c.1840-1870; decorated bowl mid 19 <sup>th</sup> century; 2 glazed stems 19 <sup>th</sup> century	Early/mid C18 <sup>th</sup> to mid C19 <sup>th</sup>
18002	Complete bowl c.1700-1770; stem with maker's mark (Thomas Wild) c.1720-1800; roll stamped stem c.1740-1790; stem with maker's mark (William Wild) c.1760-1780; stem with maker's mark (Thomas Wild) c.1760-1800; complete bowl c.1820-1840; bowl/spur c.1820-1840; stem/spur c.1840-1860; 2 decorated bowls c.1840-1860; 2 stems/spurs c.1840-1880; 2 decorated bowls with spurs c.1840-1880; 3 stems/spurs early to mid 19 <sup>th</sup> century; decorated bowl early to mid 19 <sup>th</sup> century; decorated bowl mid 19 <sup>th</sup> century; 2 decorated bowls mid to late 19 <sup>th</sup> century; stem/spur late 19 <sup>th</sup> century; 13 glazed stems 19 <sup>th</sup> century	Early/mid C18 <sup>th</sup> to mid/late C19 <sup>th</sup>
18003	Decorated bowl early to mid 19 <sup>th</sup> century	Early/mid C19 <sup>th</sup>
18006	Stem with maker's mark (John Wild) c.1730-1790; 2 decorated bowls early to mid 19 <sup>th</sup> century; decorated bowl	Mid/late C18 <sup>th</sup> to late C19 <sup>th</sup>

Context	Comments	Date Range
	mid 19 <sup>th</sup> century; decorated bowl mid to late 19 <sup>th</sup> century	
18007	Stem with maker's mark ('TT') c.1690-1720; 3 decorated bowls early to mid 19 <sup>th</sup> century; stem/spur c.1840-1870; decorated spur c.1850-1910; bowl/spur mid to late 19 <sup>th</sup> century; 4 glazed stems 19 <sup>th</sup> century	Late C17 <sup>th</sup> /early C18 <sup>th</sup> to late C19 <sup>th</sup>
18008	Stem/spur mid to late 19 <sup>th</sup> century; 2 glazed stems 19 <sup>th</sup> century	Mid/late C19 <sup>th</sup>
18010	1 glazed stem 19 <sup>th</sup> century	C19 <sup>th</sup>
18028	Decorated bowl early to mid 19 <sup>th</sup> century; 2 glazed stems 19 <sup>th</sup> century	Early/mid C19 <sup>th</sup>

## **APPENDIX 5**

### **GLASS**

*Dr Hugh Wilmott*

Table 26

**Table 26** Contexts containing glass

Context	No	Description	Date
15003	1	bottle	19th/20th century
15003	3	window	20th century
15004	1	bead, blue	19th/20th century
15004	15	bottle	19th century
15004	1	button, opaque white	19th/20th century
15004	15	window	19th century
15017	9	bottle	19th/20th century
15017	1	bottle, wine	17th/18th century
15017	49	window	20th century
15018	1	bottle	19th century
15020	4	bottle	19th century
15020	1	lamp shade, opaque white	19th? century
15020	3	window	19th century
15024	2	bottle	19th century
15025	7	bottle	19th century
15031	15	bottle	19th century
15031	85	window	19th century
15033	5	bottle	19th century
15033	3	bottle, wine	late 17th/18th century
15033	1	phial, cylindrical	early 18th century
15033	77	window	19th/20th century
16004	3	window	18th century
16007	1	bottle	19th century
16007	2	bottle, wine	18th century
16007	24	window	19th century
16018	8	bottle	19th century
16018	18	window	19th century

Context	No	Description	Date
16030	2	window	19th century
16058	2	window	18th century
16061	3	window	18th century
16069	1	window	18th century
16085	2	window	18th century
16086	3	window	18th century
17002	1	lump, molten	19th/20th century
17002	10	window	19th/20th century
17006	30	bottle	19th/20th century
17006	1	bottle marble	late 19th/early 20th century
17006	5	bottle, wine with handle	18th century
17006	64	window	19th/20th century
17006	1	wine or cordial glass base	18th century
17008	5	bottle	19th century
17008	2	bottle, wine	18th century
17008	10	window	19th century
17009	1	bead, opaque white & red	19th? century
17009	10	bottle	19th century
17009	1	lump	19th? century
17009	1	octagonal bottle	18th century
17009	2	phials, cylindrical	18th century
17009	30	window	19th century
17012	1	window	19th/20th century
17018	1	bottle	19th century
17018	1	window	19th century
17031	3	bottle	19th century
17031	5	window	19th century
17034	2	bottle	19th century

<b>Context</b>	<b>No</b>	<b>Description</b>	<b>Date</b>
17034	2	bottle, wine	18th century
17034	6	window	19th century
17035	1	bottle	19th century
17035	1	bottle, wine	19th century
17035	7	window	19th century
18002	1	bead, black	19th? century
18002	1	bead, green	19th? century
18002	57	bottle	19th century
18002	4	bottle marbles	19th/early 20th century
18002	21	bottle, wine	late 18th/early 19th century
18002	6	vessel, opaque white moulded	19th century
18002	51	window	19th century
18003	1	bottle	19th century
18003	3	bottle, wine	18th century
18003	3	window	19th century
18004	1	bottle	19th century
18004	1	window	19th century
18006	1	bottle	19th century
18006	3	window	18th century
18007	8	bottle	19th century
18007	7	bottle, wines	late 18th century
18007	1	inset, light blue jewelry	20th century
18007	1	vessel, opaque white moulded	19th century
18007	32	window	19th century
18008	3	bottle	20th century
18008	1	bottle, wine	late 17th/early 18th century
18008	10	window	19th century
18009	2	window	19th century

<b>Context</b>	<b>No</b>	<b>Description</b>	<b>Date</b>
18011	1	bead	19th century
18011	5	bottle	19th/20th century
18012	4	window	20th century
18013	3	bottle, wine	18th century
18013	8	window	19th century
18028	1	bottle	19th century
18028	2	window	19th century
18030	4	window	19th/20th century
18036	1	bottle	19th century
18036	4	bottle, wine	19th century
18036	1	phial	late 17th century
18036	1	window glass	20th century

## **APPENDIX 6**

### **METALWORK**

*Dr Hugh Wilmott*

Tables 27 - 29



**Table 27** Iron

Context	No	Description	Date
15004	1	band, curved, possibly from bucket	19th? century
15004	6	nails	19th/20th century
15017	1	bolt	19th/20th century
15017	2	nails	19th/20th century
15018	1	nail	19th/20th century
15020	2	nails	19th/20th century
15024	1	nail	19th/20th century
15033	4	nails	19th/20th century
16007	9	nails	19th/20th century
16007	1	staple	19th/20th? century
16018	1	blade with triangular section	19th? century
16085	1	nail, horseshoe	18th/19th century
18002	24	lumps	19th/20th century
18003	1	nail	19th? century
18004	1	lump	19th? century
18007	1	button, small	19th? century
18007	2	sheet	19th? century
18008	1	bolt, machine turned	late 19th/20th century
18011	8	lumps	19th? century
18036	2	lumps	19th? century
18036	1	nail	19th? century

**Table 28** Copper Alloy

Context	No	Description	Date
15004	2	buttons	19th century

16004	1	pin	19th? century
16007	1	button, small with mother of pearl inset	19th/20th century
16018	1	button, circular with loop	19th? century
17006	1	wire, electrical	19th? century
17012	1	button, small	19th century
18002	1	button, embossed	19th/20th century
18002	1	ring	19th? century
18004	1	wire	19th? century
18013	1	pin	19th? century
18028	1	buckle, shoe, square	18th century

**Table 29** Lead

Context	No	Description	Date
17006	1	sheet, folded, possible roof lead?	19th? century
17006	1	sheet, offcut	19th? century
17040	1	sheet, offcut	18th/19th century
18028	1	lump, molten	uncertain

## **APPENDIX 7**

### **BUILDING MATERIALS**

*John Tibbles*

Table 30

**Table 30** Summary of building materials assemblage

Type	No. Of Fragments	Weight (g)
Brick	25	12564
Fire-brick	56	60549
Flat roof tile	3	104
Pantile	28	5735
Ridge tile	3	259
Stone roof tile	1	544
Slate roof tile	1	35
Stone	30	20361
Saggers	17	19627
Miscellaneous	36	4937
<b>Totals</b>	<b>200</b>	<b>124715</b>


## **APPENDIX 8**

### **SLAG**

*Derek Pitman and Dr Roger Doonan*

Figures 1 - 12

Tables 31 - 32



**Figure 1** Cross section of blast furnace slag from TUSARC



**Figure 2** Blast furnace slag from context (18001)



**Figure 3** Glassy slag from context (16069)



**Figure 4** Fuel ash slag from context (15033)




**Figure 5** Nondiagnostic slag from context (16030)



**Figure 6** Furnace lining from context (16069)





**Figure 7** Vitrified furnace lining from context (15002)



**Figure 8** Vitrified ceramic from context (16002)



**Figure 9** Coke fragment from context (16001)

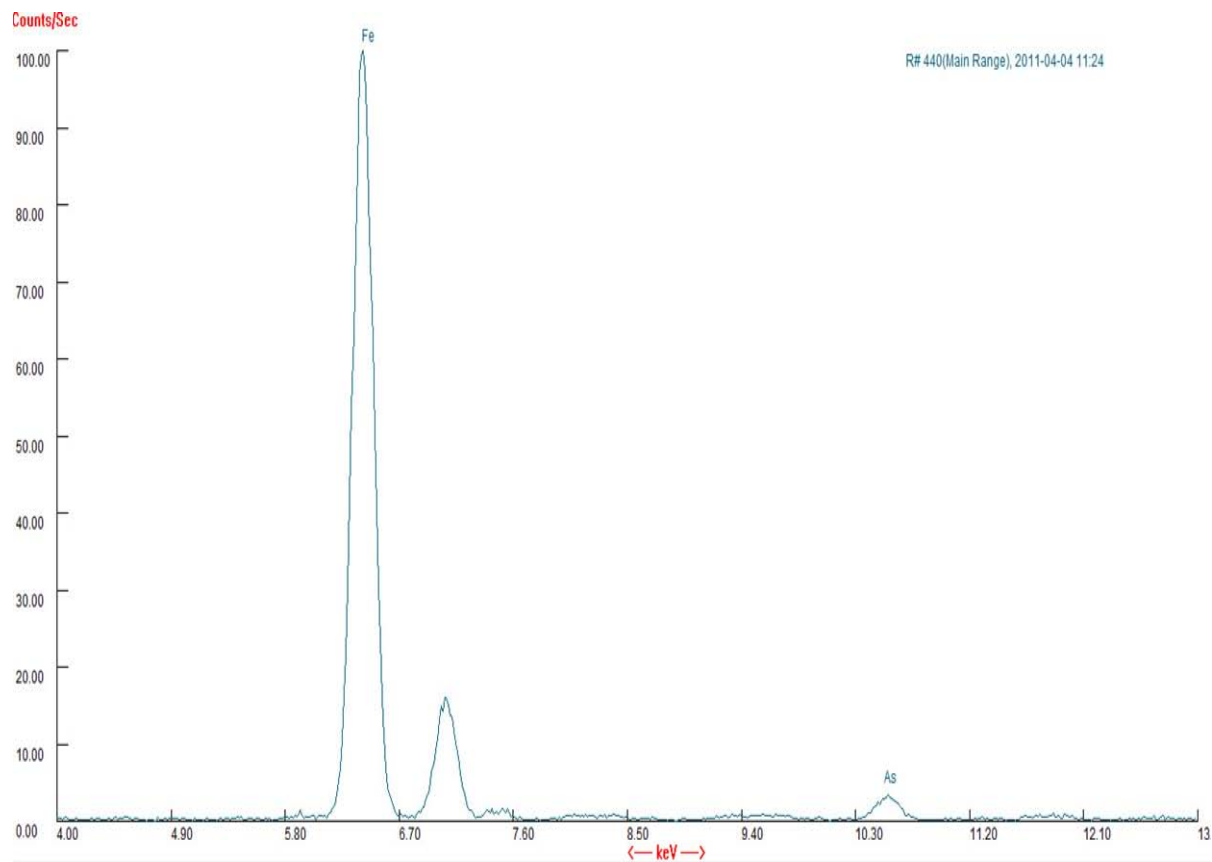


**Figure 10** Lead 'stopper' from context (15031)



**Figure 11** Lead from context (16030)

**Figure 12** XRF spectra of fuel ash sample from context (16001)



**Table 31** Typical characteristic of the types of material assessed (after Bayley et al. 2001)

Find ID	No. Of Pieces	Weight (kg)	Typical characteristics
Blast furnace slag	27	1.03	These are typically glassy in appearance and range in colour from blue and green to grey or brown. They usually have abundant fracture surfaces with little or none of the original surface remaining. They are less dense than earlier, bloomery-furnace slags, as they contain much less iron. These slags can be found in large quantities and were often reused, for example as hardcore or scattered across fields to improve soil quality.
Glassy slag	92	6.5	Although not diagnostic of a specific process this type of slag is very similar to blast furnace slag but has a much larger pore structure and a broader range of inclusions.
Fuel ash slag	95	0.6	Glassy, very lightweight and friable material which forms when silicate minerals react with alkalis present in flues ash, not necessarily indicative of a metallurgical practice.
Non-diagnostic slag	103	5.06	Metallurgical slag that is not diagnostic of a specific process or production step.
Furnace/kiln lining	20	11.9	Slagged ceramic that was used to insulate a furnace or a kiln.
Vitrified ceramic	13	0.47	Ceramic with a glassy surface which was exposed to high temperatures.
Coke	1	0.02	Fossil fuel, first used in metallurgy in the 18 <sup>th</sup> century.
Other	3	0.31	Other, non-diagnostic and non-metallurgical material.

**Table 32** Full slag catalogue

Site Code	Trench	Context	Description	Find ID	Pc.	Wt. (g)	Description
SML2010 74612	18	18009	Fill of shrub bowl.	Fuel ash slag	1	1.4	Low density, with small pours and a metallic lustre.
SML2010 74612	16	16007	Dark yellowish brown sandy silt loam underlying topsoil (16001). Moderate ceramic.	Non-diagnostic slag	1	1.6	Low density, with small pours and a metallic lustre.
SML2010 74612	15	15004		Fuel ash slag	1	1.7	Low density, with small pours and a metallic lustre.
SML2010 74612	16	16007	Dark yellowish brown sandy silt loam underlying topsoil (16001). Moderate ceramic.	Non-diagnostic slag	1	1.8	Glassy fragment.
SML2010 74612	16	16001	Topsoil	Coke	1	1.9	Small fragment of coke.
SML2010 74612	18	18011	Fill of area of bioturbation.	Non-diagnostic slag	1	2.1	

Site Code	Trench	Context	Description	Find ID	Pc.	Wt. (g)	Description
SML2010 74612	18	18008	Fill of tree throw.	Non-diagnostic slag	1	3.3	
SML2010 74612	16	16030	Recorded from section.	Fuel ash slag	4	4.3	Low density, with small pours and a metallic lustre.
SML2010 74612	16	16061	Below layer (16007).	Non-diagnostic slag	1	4.4	Glassy fragment.
SML2010 74612	17	18003	This layer was originally assigned a cut number [18022] as it was thought to be a pit or tree throw. When an earlier {?word missing} was seen however, it was clear that this area of yellowish soil was actually the remains of a spread overlying 18007 on mo	Glassy slag	1	6	Clear flow structure, dense with very few pours.
SML2010 74612	17	17006	Above 17011, 17012, 17013, 17014. Throughout trench.	Fuel ash slag	2	6.6	Low density, with small pours and a metallic lustre.
SML2010 74612	17	17006	Above 17011, 17012, 17013, 17014. Throughout trench.	Fuel ash slag	1	7.4	Low density, with small pours and a metallic lustre.
SML2010 74612	17	17002.1	Subsoil to the south of the trench, cut to the north by 17004.	Fuel ash slag	3	7.5	Low density, with small pours and a metallic lustre.
SML2010 74612	16	16001	Topsoil	Fuel ash slag	2	8.1	Low density, with small pours and a metallic lustre.
SML2010 74612	17	17009	Garden soil with dark grey lenses. Below 17012, 17011, 17017, 17014. Above 17032, 17018, 17020, 17028, 18030, 17038, 17036.	Fuel ash slag	3	8.2	Low density, with small pours and a metallic lustre.
SML2010 74612	16	16013	Yellowish brown layer.	Fuel ash slag	3	8.4	Low density, with small pours and a metallic lustre.
SML2010 74612	16	16085	Could be a possible cut for a robber trench.	furnace lining	1	8.5	Vitrified red brick fragment.
SML2010 74612	16	16069	Backfill is rich in bricks and sandstone. Also occasional kiln waste and rare pottery components.	Non-diagnostic slag	1	8.5	Conglomerate, predominantly slag with other inclusions.
SML2010 74612	18	18036	Below 18028. Across entire trench. Garden soil.	Non-diagnostic slag	1	8.6	Glassy and dense.
SML2010 74612	16	16004	Fill of [16005]. Recording from section. Concentration of lime mortar on the bottom of the pit.	Non-diagnostic slag	2	9.2	Conglomerate, predominantly slag with other inclusions.

Site Code	Trench	Context	Description	Find ID	Pc.	Wt. (g)	Description
SML2010 74612	15	15009	Short layer above West end of (15012), i.e. the apparent bedrock at the bottom of the 1970s trench. When trowelled back, it revealed the same rock inclusions as the rest of (15012).	Fuel ash slag	2	10.3	Very light and crumbly.
SML2010 74612	17	17034	{Illustration provided on context sheet}.	Glassy slag	1	10.3	Clear flow structure, dense with very few pours.
SML2010 74612	16	16004	Fill of [16005]. Recording from section. Concentration of lime mortar on the bottom of the pit.	Fuel ash slag	8	10.9	Low density, with small pours and a metallic lustre.
SML2010 74612	17	17002	Subsoil to the south of the trench, cut to the north by 17004.	Fuel ash slag	3	11.2	Low density, with small pours and a metallic lustre.
SML2010 74612	17	17006	Above 17011, 17012, 17013, 17014. Throughout trench.	Glassy slag	1	12.2	Clear flow structure, dense with very few pours.
SML2010 74612	17	17047	Ditch feature in northern end of trench above 17049, 17051, 17050 and 17055.	Non-diagnostic slag	1	12.4	Conglomerate, predominantly slag with other inclusions.
SML2010 74612	16	16018	Subsoil underneath topsoil.	Non-diagnostic slag	1	12.8	Conglomerate, predominantly slag with other inclusions.
SML2010 74612	18	18014	Fill of tree throw.	Non-diagnostic slag	2	13.3	
SML2010 74612	18	18007	Layer under 18002 into which garden features were cut.	Non-diagnostic slag	1	13.4	Conglomerate, predominantly slag with other inclusions.
SML2010 74612	17	17035	{Illustration provided on context sheet}. Below 17023, 17033, 17019, 17021, 17029, 17031, 17039, 17037.	Glassy slag	1	16.8	Clear flow structure, dense with very few pours.
SML2010 74612	15	15018	One of several garden features found cut into (15017). Very few inclusions, soil was a dark grey brown silt loam.	Fuel ash slag	4	18.4	Low density, with small pours and a metallic lustre.
SML2010 74612	17	17008	Garden soil.	Glassy slag	1	18.4	Dense with very few pours.
SML2010 74612	16	16085	Fill of construction cut for drain pipe 16084.	Fuel ash slag	3	20	Low density, with small pours and a metallic lustre.
SML2010 74612	16	16089	Deposit underneath the bottom of Beswick's trench in Beswick's sondage. Runs into the top of the red brick kiln 16096/16098 etc.	Vitrified ceramic	2	20.4	Vitrified ceramic, small.

Site Code	Trench	Context	Description	Find ID	Pc.	Wt. (g)	Description
SML2010 74612	18	18004	Fill of small cut into sub-soil. Burial of juvenile dog pressed up against cut, slumped, skull and legs in front.	Non-diagnostic slag	1	20.5	Conglomerate, predominantly slag with other inclusions.
SML2010 74612	18	18001	Abundant small roots.	Non-diagnostic slag	1	22.4	Limpet like glassy concretion.
SML2010 74612	16	16002	Deliberate backfill of 1970s trench.	vitrified ceramic	1	23.2	Angular corner piece.
SML2010 74612	15	15002	Backfill of the 1970s trench. Sagger components at East end. Abundant building material in the two thirds from the East. Plastic sheet marked the bottom of the fill, covered what was originally described as bedrock (actually a redeposited layer.)	Fuel ash slag	2	26.4	Low density, with small pours and a metallic lustre.
SML2010 74612	17	17006	Above 17011, 17012, 17013, 17014. Throughout trench.	Non-diagnostic slag	1	27.5	Conglomerate, predominantly slag with other inclusions.
SML2010 74612	16	16030	Recorded from section.	Non-diagnostic slag	4	29.4	Conglomerate, predominantly slag with other inclusions.
SML2010 74612	17	17008	Garden soil.	Fuel ash slag	2	29.6	Low density, with small pours and a metallic lustre.
SML2010 74612	17	17002.1	Subsoil to the south of the trench, cut to the north by 17004.	blast furnace slag	2	30.2	Conglomerate with ceramic inclusion.
SML2010 74612	15	15031	Probable rubbish pit filled with broken pot and glass. Most of the fill was made up of a single broken pot - the cut was only slightly larger.	Fuel ash slag	5	33.6	Low density, with small pours and a metallic lustre.
SML2010 74612	17	17035	{Illustration provided on context sheet}. Below 17023, 17033, 17019, 17021, 17029, 17031, 17039, 17037.	Fuel ash slag	4	37.4	Low density, with small pours and a metallic lustre.
SML2010 74612	15	15017	Layer of garden soil immediately below (15004). Fewer inclusions than layer above, but presented many garden features. Mostly made up of a dark brown sandy silt loam. Presented similar but fewer archaeological components than (15004).	Fuel ash slag	6	40.9	Low density, with small pours and a metallic lustre.
SML2010 74612	17	17001	Immediately below turf, sealing all other contexts.	blast furnace slag	1	43.7	Pale green with clear lamination and opaque.
SML2010 74612	16	16030	Recorded from section.	Non-diagnostic slag	2	44	Conglomerate, predominantly slag with other inclusions.



Site Code	Trench	Context	Description	Find ID	Pc.	Wt. (g)	Description
SML2010 74612	15	15033	Arbitrary layer described from the bottom of [masonry 15005], actually the same as (15017) and originally described in section drawing 9 as (15007).	Fuel ash slag	11	53.3	Low density, with small pours and a metallic lustre.
SML2010 74612	16	16030	Recorded from section.	Lead	1	56.7	Lead spillage with flow structure.
SML2010 74612	17	17006.1	Above 17011, 17012, 17013, 17014. Throughout trench.	Fuel ash slag	8	59	Low density, with small pours and a metallic lustre.
SML2010 74612	18	18002	Subsoil below topsoil 18001. Cut by dog burial 18005 in north section. Overlies 18003, 18006 and 18007. Above all layers and fills.	blast furnace slag	4	60.3	Characteristic blast furnace slag.
SML2010 74612	16	16069	Backfill is rich in bricks and sandstone. Also occasional kiln waste and rare pottery components.	Non-diagnostic slag	9	60.5	Conglomerate, predominantly slag with other inclusions.
SML2010 74612	16	16069	Backfill is rich in bricks and sandstone. Also occasional kiln waste and rare pottery components.	Non-diagnostic slag	2	62.2	Conglomerate, predominantly slag with other inclusions.
SML2010 74612	18	18001	Abundant small roots.	Fuel ash slag	5	70	Low density, with small pours and a metallic lustre.
SML2010 74612	17	17003	Backfill composed of coarse fragments on top of plastic sheet.	Glassy slag	1	71.2	Dense with very few pours.
SML2010 74612	16	16066	Backfill in robber trench including bricks and larger sandstone boulders.	Non-diagnostic slag	2	72.5	Conglomerate, predominantly slag with other inclusions.
SML2010 74612	15	15001	Topsoil layer, rare patches of clay. Patch of burning in NW corner similar to patch in topsoil of trench 17. Scatters of larger stones probable limestone demolition rubble 19-20thC date. Area over (15002) of different quality due to backfilling with same	blast furnace slag	2	81.4	Characteristic blast furnace slag, one pale green and one dark green, Opaque with visible layering.
SML2010 74612	15	15004	Subsoil, quite similar to topsoil. Contained chunks of brick, possibly evidence of building destruction.	Non-diagnostic slag	2	92.3	Dense and highly magnetic with some flow structure.
SML2010 74612	18	18001	Abundant small roots.	Ironstone nodule	1	99.1	Red, possible roasted.
SML2010 74612	16	16018	Subsoil underneath topsoil.	blast furnace slag	2	113.8	Black and opaque.

Site Code	Trench	Context	Description	Find ID	Pc.	Wt. (g)	Description
SML2010 74612	18	18002	Subsoil below topsoil 18001. Cut by dog burial 18005 in north section. Overlies 18003, 18006 and 18007. Above all layers and fills.	Slagged Furnace lining	8	113.8	Glassy with red brick adhered.
SML2010 74612	16	16066	Backfill in robber trench including bricks and larger sandstone boulders.	Non-diagnostic slag	3	118.6	Conglomerate, predominantly slag with other inclusions.
SML2010 74612	16	16085	Could be a possible cut for a robber trench.	stone/slag	1	122	Stone with slag adhered to corner.
SML2010 74612	16	16061	Below layer (16007).	Non-diagnostic slag	3	124.4	Conglomerate, predominantly slag with other inclusions.
SML2010 74612	18	18002	Subsoil below topsoil 18001. Cut by dog burial 18005 in north section. Overlies 18003, 18006 and 18007. Above all layers and fills.	Fuel ash slag	12	134.5	Low density, with small pours and a metallic lustre.
SML2010 74612	17	17035	{Illustration provided on context sheet}. Below 17023, 17033, 17019, 17021, 17029, 17031, 17039, 17037.	blast furnace slag	1	141.1	Dark green/black.
SML2010 74612	16	16002	Deliberate backfill of 1970s trench.	vitrified ceramic	5	146	Heavily fired with glassy coating.
SML2010 74612	15	15031	Probable rubbish pit filled with broken pot and glass. Most of the fill was made up of a single broken pot - the cut was only slightly larger.	Lead	1	156.1	Lead plug with some slag adhered.
SML2010 74612	16	16008	(16008) is the backfill of the 1970s trench.	blast furnace slag	3	171.7	Green and black with dark layering.
SML2010 74612	16	16001	Topsoil	blast furnace slag	4	219.8	Dense with very few pours.
SML2010 74612	16	16004	Fill of [16005]. Recording from section. Concentration of lime mortar on the bottom of the pit.	Glassy slag	9	223.3	Some pours, relatively dense.
SML2010 74612	17	17003	Backfill composed of coarse fragments on top of plastic sheet.	Non-diagnostic slag	13	243.3	Conglomerate, predominantly slag with other inclusions.
SML2010 74612	15	15008	Dark layer on top of apparent natural bottom of 1970s trench, under fill of buildings material. Only recorded in section, under (15007), which is later recorded as (15017) and (15033).	Non-diagnostic slag	3	245.8	Conglomerate, predominantly slag with other inclusions.
SML2010 74612	18	18001	Abundant small roots.	blast furnace slag	8	253.4	Characteristic blast furnace slag, ranging from black to green and pale blue, Opaque with visible layering.

Site Code	Trench	Context	Description	Find ID	Pc.	Wt. (g)	Description
SML2010 74612	15	15001	Topsoil layer, rare patches of clay. Patch of burning in NW corner similar to patch in topsoil of trench 17. Scatters of larger stones probable limestone demolition rubble 19-20thC date. Area over (15002) of different quality due to backfilling with same	Glassy slag	14	259.3	Dense with very few pours.
SML2010 74612	15	15002	Backfill of the 1970s trench. Sagger components at East end. Abundant building material in the two thirds from the East. Plastic sheet marked the bottom of the fill, covered what was originally described as bedrock (actually a redeposited layer.)	Glassy slag	9	265.4	Light, heavily porous slag.
SML2010 74612	18	18001	Abundant small roots.	Non-diagnostic slag	7	269.2	Conglomerate, predominantly slag with other inclusions.
SML2010 74612	16	16001	Topsoil	Glassy slag	24	270	Very porous.
SML2010 74612	16	16001	Topsoil	vitrified furnace ling	5	281.9	
SML2010 74612	18	18002	Subsoil below topsoil 18001. Cut by dog burial 18005 in north section. Overlies 18003, 18006 and 18007. Above all layers and fills.	Non-diagnostic slag	7	359	Conglomerate, predominantly slag with other inclusions.
SML2010 74612	17	17003	Backfill composed of coarse fragments on top of plastic sheet.	Non-diagnostic slag	1	411	Conglomerate, predominantly slag with other inclusions.
SML2010 74612	16	16069	Backfill is rich in bricks and sandstone. Also occasional kiln waste and rare pottery components.	Non-diagnostic slag	1	601	Underside has adhered to clay, Conglomerate, predominantly slag with other inclusions.
SML2010 74612	16	16008	(16008) is the backfill of the 1970s trench.	Non-diagnostic slag	18	865	Conglomerate, predominantly slag with other inclusions.
SML2010 74612	16	16030	Recorded from section.	Non-diagnostic slag	9	1304	Light, heavily porous slag.
SML2010 74612	18	18001	Abundant small roots.	Slagged Furnace lining	8	1360	Glassy with red brick adhered.
SML2010 74612	17	17001	Immediately below turf, sealing all other contexts.	Glassy slag	28	1730	Dense with very few pours.

Site Code	Trench	Context	Description	Find ID	Pc.	Wt. (g)	Description
SML2010 74612	15	15002	Backfill of the 1970s trench. Sagger components at East end. Abundant building material in the two thirds from the East. Plastic sheet marked the bottom of the fill, covered what was originally described as bedrock (actually a redeposited layer.)	Slagged Furnace lining	1	2775	Large piece of slagged furnace lining with two red bricks adhered.
SML2010 74612	16	16069	Backfill is rich in bricks and sandstone. Also occasional kiln waste and rare pottery components.	Glassy slag	3	3700	Glassy conglomerate with res undulating surface in places.
SML2010 74612	16	16069	Backfill is rich in bricks and sandstone. Also occasional kiln waste and rare pottery components.	Slagged Furnace lining	3	7750	Three large pieces of furnace lining, one with red bricks attached.

## **APPENDIX 9**

### **MISCELLANEOUS FINDS**

*Dr Hugh Wilmott*

Table 33

**Table 33**

<b>Context</b>	<b>No</b>	<b>Description</b>	<b>Date</b>
17006	2	carbon, rod from battery	20th century
15004	1	plastic, button, white	20th century
18002	1	plastic, button, white	20th century
18002	1	plastic, lump, blue	20th century
18002	1	plastic, rod, probably electrical	20th century
17008	1	stone, polished decorative inset	20th century

## **APPENDIX 10**

### **ANIMAL BONE AND SHELL**

*Angela Trentacoste*

Tables 34 – 38

Figures 13 - 15

**Table 34** Taxonomic abundance of counted material (NCSP) (\*taxon identified by parts not included in quantification)

Taxon	Number	Includes skeleton?	Context	Total number excluding skeleton
Cattle	47			
Sheep/goat	87			
Sheep	6			
Pig	54	Y	17036	28
Equid	2			
Fallow deer	1			
Fallow/red deer	*			
Dog	41	Y	18004 & unstratified	0
Cat	1			
Rabbit	5			
Lagomorph	1			
Rat	1			
Vole	2			
Mouse/Vole	3			
Chicken	17	Y	18030	3
Chicken/pheasant	1			
Goose	1			
Duck	*			
Pigeon	1			
Passerine	2			
Frog/toad	1			
Ling	*			
Gadid	*			
TOTAL	268			



**Table 35** Taxonomic abundance of shells

Taxon	Number
<i>Ostrea edulis</i> (European flat oyster)	74
<i>Mytilus galloprovincialis</i> (Blue mussel)	10
<i>Cerastoderma glaucum</i> (Lagoon cockle)	7
<i>Cerastoderma edule</i> (Common cockle)	1
<i>Cerastoderma</i>	1
<i>Neptunea antiqua</i> (red whelk)	4
<i>Boreotrophon truncatus?</i> (Bobtail trophon)	
<i>Alvania punctura?</i> (Micro sea snail?)	1
Terrestrial mollusc?	3
TOTAL	102

**Table 36** Body part distribution and MAU for common domestic mammals (skeletons excluded; MAU is rounded to the next .5 increment)

<b>Cattle</b>				<b>Sheep/goat</b>				<b>Sus</b>			
		<b>n</b>	<b>MAU</b>			<b>n</b>	<b>MAU</b>			<b>n</b>	<b>MAU</b>
Upper	I and dl			Upper	I and dl			Upper	I and dl	3	0.5
	C and dC				C and dC				C and dC	1	0.5
	dP and P	11	2		dP and P	9	1		dP and P	2	0.5
	M1 and 2	3.5	1		M1 and 2	16.5	4.5		M1 and 2	3	1
	M3	0.5	0.5		M3	13.5	7		M3	0.5	0.5
Lower	I and dl	10	1.5	Lower	I and dl	10	1	Lower	I and dl	4.5	1
	C and dC				C and dC				C and dC	2.5	1.5
	dP and P	7	1.5		dP and P	6	1		dP and P	6	1
	M1 and 2	4	1		M1 and 2	11.5	3		M1 and 2	5	1.5
	M3	1	0.5		M3	2.5	1.5		M3	1.5	1
Scapula		1	0.5	Scapula				Scapula			
Humerus				Humerus		4	2	Humerus			
Radius		1	0.5	Radius		2	1	Radius			
Ulna				Ulna		1	0.5	Ulna			
Pelvis				Pelvis		1	0.5	Pelvis			
Femur				Femur				Femur			
Tibia				Tibia		2	1	Tibia		2	1
Astragalus				Astragalus		5	2.5	Astragalus		1	0.5
Calcaneum		1	0.5	Calcaneum		3	1.5	Calcaneum		1	0.5
Metapodials		1	0.5	Metapodials				Metapodials		2	0.5
Phalanx 1		3	0.5	Phalanx 1		3	0.5	Phalanx 1		2	0.5
Phalanx 2		2	0.5	Phalanx 2		1	0.5	Phalanx 2			
Phalanx 3		1	0.5	Phalanx 3				Phalanx 3			

**Table 37** Fusion data for 3 main domesticates

<b>Cattle</b>		
	Fused	Unfused
Humerus proximal		1
Humerus distal		
Radius proximal		1
Radius distal		1
Femur proximal		
Tibia proximal		
Tibia distal		
Calcaneum		
Metapodials distal	1	
Phalanx 1	3	
Phalanx 2	2	

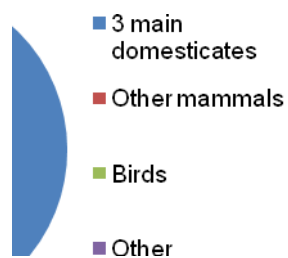
<b>Sheep/goat</b>		
	Fused	Unfused
Humerus proximal		1
Humerus distal	2	
Radius proximal	2	
Radius distal	2	
Femur proximal	1	
Tibia proximal	1	
Tibia distal	1	1
Calcaneum	1	
Metapodials distal		
Phalanx 1	3	
Phalanx 2	1	

<b>Pig</b>			
	Fused	Unfused	Notes
Humerus proximal			
Humerus distal			
Radius proximal			
Radius distal			
Femur proximal			
Tibia proximal		1	neonatal
Tibia distal		2	1 neonatal
Calcaneum		1	neonatal
Metapodials distal		1	neonatal
Phalanx 1		1	
Phalanx 2			

**Table 38** Worked bone


	<b>No.</b>
Pipe stems	2
Handles	5
Carved	3
Drilled	3
Drilled and carved	2
Button working	19
Button waste	15
Buttons	4
Blanks/Flat fragments	29
Drilled	1
Disc	1
Antler fragments	10
Worked or sawed	9
Other Fragments	39
Sawed	35
Drilled	3
Carved	6
Drilled and carved	2
<b>TOTAL</b>	<b>105</b>

**Figure 13** Proportion of remains by broad categories from NCSP  
molluscs excluded; n=190; molluscs excluded; skeletons counted as 1

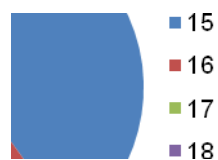


**Figure 14** Proportion of 3 main domesticates from NCSP

n=163; skeletons counted as 1



**Figure 15** Worked bone by trench (n=105)



## **APPENDIX 11**

### **ARCHAEOBOTANICAL ASSESSMENT**

*Ellen Simmons*

Table 39

**Table 39** Preliminary assessment of flotation samples from Manor Lodge, Sheffield

CONTEXT NUMBER	17012	15009	18008	18019	18011	18014	15025	15020	15018	17024
SAMPLE NUMBER	001	002	004	005	007	008	009	010	011	012
TRENCH NUMBER	17	15	18	18	18	18	15	15	15	17
FEATURE TYPE	deposit	re-deposited topsoil	fill of tree throw	fill of tree throw	fill of area of bio-turbation	fill of tree throw	fill of linear feature	fill of tree throw	fill of hedge line	fill of pit
PROVISIONAL DATE	18-19 <sup>th</sup> C	18-19 <sup>th</sup> C	18-19 <sup>th</sup> C	18-19 <sup>th</sup> C	18-19 <sup>th</sup> C	18-19 <sup>th</sup> C	18-19 <sup>th</sup> C	18-19 <sup>th</sup> C	18-19 <sup>th</sup> C	18-19 <sup>th</sup> C
SAMPLE VOLUME (litres)	40	40	40	10	40	10	20	30	10	40
<b>Non-seed material*</b>										
Metallurgical debris	+++++	+++++	+++++	+++++	++++	+++	+++++	+++++	++++	+++++
Intrusive herbaceous plant roots	+++++	-	+	-	+++	++++	++	+	+++	+
Wood charcoal (>2mm)	+	++++	++	+	++	+	++	++	+	++
Wood charcoal (<2mm)	++	++	+++	++	+++	++	+++	+++	+	+++
Vitrified charcoal	++	++++	+++++	++++	++++	+++	++++	+++	++	++
Thorns				-						
cf. Coleoptera (charred)						-				
<b>Crop material*</b>										
<i>Triticum aestivum</i> rachis internode (bread wheat chaff)			+							
Cereal indeterminate grain						-				
>2mm culm node						+			-	
<2mm culm node			++			+				-

CONTEXT NUMBER	17012	15009	18008	18019	18011	18014	15025	15020	15018	17024
SAMPLE NUMBER	001	002	004	005	007	008	009	010	011	012
<2mm culm base					+					
<b>Total identifiable crop material</b>			++		+	++			-	-
<b>Wild / weed plant seeds*</b>										
<i>Ranunculus</i> spp. (buttercups)					-					
Chenopodeaceae (goosefoot family)	+		++	+	+	+				+++
Caryophyllaceae (pink family)	+		+	+	-	-				-
<i>Rumex</i> spp. (docks)		-		-		+		-	-	+
<i>Rubus fruticosus</i> AGG L. (brambles)			-	-						
<i>Plantago</i> spp. (plantains)			-							
Asteraceae (daisy family)			+	-	++					+
<i>Lapsana communis</i> L. (nipplewort)					-					
>2mm Poaceae (large grass)				-		-				
<2mm Poaceae (small grass)	+++	+	++	++	++	++	++	++	+	++
Unidentified			-							
<b>Total identifiable wild / weed plant seeds</b>	<b>+++</b>	<b>+</b>	<b>+++</b>	<b>+++</b>	<b>+++</b>	<b>++</b>	<b>++</b>	<b>++</b>	<b>+</b>	<b>++++</b>

\* - = 1 or 2 items, + = < 10 items, ++ = > 10 items, +++ = > 30 items, ++++ = > 50 items, +++++ > 100 items.



**Table 39 cont.** Preliminary assessment of flotation samples from Manor Lodge, Sheffield

CONTEXT NUMBER	17036	18003	17022	17038	18010	15022	17047	15013	17043	15035
SAMPLE NUMBER	013	014	015	017	018	021	027	028	029	030
TRENCH NUMBER	17	18	17	17	18	15	17	15	17	15
FEATURE TYPE	fill of dog burial	garden soil	fill of posthole	fill of garden feature	fill of pit	possible garden feature	layer	fill of quarry or borrow pit	fill of pit	fill of pit
PROVISIONAL DATE	18-19 <sup>th</sup> C	18-19 <sup>th</sup> C	18-19 <sup>th</sup> C	18-19 <sup>th</sup> C	18-19 <sup>th</sup> C	18-19 <sup>th</sup> C	18 <sup>th</sup> C	18-19 <sup>th</sup> C	18 <sup>th</sup> C	18-19 <sup>th</sup> C
SAMPLE VOLUME (litres)	10	10	6	2	10	10	40	10	10	10
<b>Non-seed material*</b>										
Metallurgical debris	+++	+++++	+++	++++	+++	++++	+	-	-	
Intrusive herbaceous plant roots	-	+++	++++	+++++	++	++++	+++++	+	+++++	
Wood charcoal (>2mm)	++	++?+	-	-	+	-	+++	-	++	++
Wood charcoal (<2mm)		+++	+	+	+	+	++++	+	+++	++
Vitrified charcoal	+++			++	++++	++	+++	+++++	+	++++
<b>Crop material*</b>										
<i>Triticum aestivum</i> grain (bread wheat)	-		-							-
<i>Triticum aestivum</i> rachis internode (bread wheat chaff)		+								
<i>Triticum</i> sp. grain (wheat)			-							
<i>Hordeum</i> sp. grain (barley)			-							
Cereal indeterminate grain	-	-					-			
>2mm culm node	-	+								
<2mm culm node	+	++			+					
<2mm culm base	-									
<b>Total identifiable crop material</b>	<b>++</b>	<b>++</b>	<b>+</b>		<b>+</b>		<b>-</b>			<b>-</b>

CONTEXT NUMBER	17036	18003	17022	17038	18010	15022	17047	15013	17043	15035
SAMPLE NUMBER	013	014	015	017	018	021	027	028	029	030
<b>Wild / weed plant seeds*</b>										
Chenopodeaceae (goosefoot family)	-	++		-	++					+
Caryophyllaceae (pink family)	-	+			+					
<i>Rumex</i> spp. (docks)	-	+			+					
<i>Viola</i> spp. (violets)		-								
<i>Galium</i> spp. (bedstraws)	-	-								
Asteraceae (daisy family)	+	-	-		-					
<i>Lapsana communis</i> L. (nipplewort)					-					
>2mm Poaceae (large grass)		-								
<2mm Poaceae (small grass)	++	++	-		++	-	-			
<b>Total identifiable wild plant seeds</b>	<b>+++</b>	<b>+++</b>	<b>+</b>	<b>-</b>	<b>+++</b>	<b>-</b>	<b>-</b>			<b>+</b>

\* - = 1 or 2 items, + = < 10 items, ++ = > 10 items, +++ = > 30 items, ++++ = > 50 items, +++++ > 100 items.

**Table 39 cont.** Preliminary assessment of flotation samples from Manor Lodge, Sheffield

CONTEXT NUMBER	15035	18070	17047	18072	16113	17052	17050	17050	17050	18084
SAMPLE NUMBER	031	032	033	034	035	036	037	038	039	040
TRENCH NUMBER	15	18	17	18	16	17	17	17	17	18
FEATURE TYPE	fill of pit	layer	layer	layer	fill of construction cut	coal fill of ditch	fill of ditch	fill of ditch	fill of ditch	burnt deposit
PROVISIONAL DATE	18-19 <sup>th</sup> C	18-19 <sup>th</sup> C	18 <sup>th</sup> C	18-19 <sup>th</sup> C	18-19 <sup>th</sup> C	18-19 <sup>th</sup> C	18-19 <sup>th</sup> C	18-19 <sup>th</sup> C	18-19 <sup>th</sup> C	18-19 <sup>th</sup> C
SAMPLE VOLUME (litres)	10	40	10	40	20	40	1	2	3	20
<b>Non-seed material*</b>										
Metallurgical debris		+++	+	-						
Intrusive herbaceous plant roots	+	++	+	-						++
Wood charcoal (>2mm)	+	+++	++	+++	-		++			++
Wood charcoal (<2mm)	++	+++	+++	++++	+		+++			+++
Vitrified charcoal	++	+++	++++	++	+++++	+++++	++	+++++	+++++	++++
<b>Crop material*</b>										
<2mm culm node	-									
<b>Total identifiable crop material</b>	-									
<b>Wild / weed plant seeds*</b>										
<i>Urtica</i> sp. (nettles)	-									
Chenopodeaceae (goosefoot family)	-									
Dock ( <i>Rumex</i> spp.)	-									
<2mm Poaceae (small grass)		+								
<b>Total identifiable wild plant seeds</b>	+	+								

\* - = 1 or 2 items, + = < 10 items, ++ = > 10 items, +++ = > 30 items, ++++ = > 50 items, +++++ > 100 items.

**Table 39 cont.** Preliminary assessment of flotation samples from Manor Lodge, Sheffield

CONTEXT NUMBER	16123	16110	16111	16130	16120
<b>SAMPLE NUMBER</b>	<b>041</b>	<b>042</b>	<b>043</b>	<b>044</b>	<b>045</b>
TRENCH NUMBER	16	16	16	16	16
FEATURE TYPE	charcoal layer	layer	layer	bedding layer for padstones	layer
PROVISIONAL DATE	18-19 <sup>th</sup> C	18-19 <sup>th</sup> C	18-19 <sup>th</sup> C	18-19 <sup>th</sup> C	18-19 <sup>th</sup> C
SAMPLE VOLUME (litres)	20	20	20	20	
<b>Non-seed material*</b>					
Metallurgical debris				++	+
Intrusive herbaceous plant roots			+		
Wood charcoal (>2mm)	++	+	++	++++	++
Wood charcoal (<2mm)	+++	++	+++	+++++	++++
Vitrified charcoal	+++++	+++		++	+++++
Onion couch grass tuber			-		
<b>Crop material*</b>					
>2mm culm node			-		
<2mm culm node					++
<b>Total identifiable crop material</b>			-		++
<b>Wild / weed plant seeds*</b>					
Chenopodeaceae (goosefoot family)			-		
<i>Rumex</i> spp. (docks)			-		
<i>Vicia</i> / <i>Lathyrus</i> spp. (vetch / pea)	-	-			
<2mm Poaceae (small grass)		-	+		
<b>Total identifiable wild plant seeds</b>	-	-	+		

\* - = 1 or 2 items, + = < 10 items, ++ = > 10 items, +++ = > 30 items, ++++ = > 50 items, +++++ > 100 items.



**WESSEX ARCHAEOLOGY LIMITED.**

Registered Head Office: Portway House, Old Sarum Park, Salisbury, Wiltshire SP4 6EB.

Tel: 01722 326867 Fax: 01722 337562 info@wessexarch.co.uk

Regional offices in **Edinburgh, Rochester and Sheffield**

For more information visit [www.wessexarch.co.uk](http://www.wessexarch.co.uk)

