



The
University
Of
Sheffield.

Thomas Turner and Co.'s 'Suffolk Works': The History and Archaeology of a Sheffield Cutlery Firm

Appendices

ARCUS report 636c (Appendices only)
October 2009 (re-formatted July 2015)
Client: Travel West Midlands



CONTENTS

APPENDIX 1. DETAILED STRATIGRAPHIC DATA AND CONTEXT LISTINGS

Ranges, buildings and rooms

Context listing

APPENDIX 2. MATERIAL CULTURE OF THE INDUSTRY

Table knives and flatware, by Alison Walster, Dr Hugh Willmott and Rowena Gale

The handles, by Dr Hugh Willmott and Dr Glyn Davies

Crucibles, metalworking slag and other refractory material, by Dr Roderick Mackenzie and Richard O'Neill

Stones, by Dr Joan Unwin and Ken Hawley

APPENDIX 3. OTHER CULTURE

Ceramics, by Dr Chris Cumberpatch

The clay pipes, by Susie White

BIBLIOGRAPHY (FROM SPECIALIST REPORTS)

LIST OF FIGURES

- Figure AP1.1 Plan of Trench 6 (east) and Trench 2, Building 1, Rooms 1-3
- Figure AP1.2 South facing section of Trench 6, Building 1, Room 1
- Figure AP1.3 Plan of Trench 6 (west) and Trench 1 (north), Building 2, Rooms 5-8
- Figure AP1.4 Plan of Trench 1 (south) and Trench 7 (west)
- Figure AP1.5 Plan of Trench 8 (east), Building 5, Rooms 9-10
- Figure AP1.6 Profile through crucible furnace, Building 5, Room 10, looking south
- Figure AP1.7 North-facing elevation showing walls 200 and 201, Building 9
-
- Figure AP2.1 Table blades; desert and unfinished
- Figure AP2.2 Example of 'whittle' and 'scale' tang type
- Figure AP2.3 Straight egg, waterloo xylonite handled table knife
- Figure AP2.4 Example of fish eater blade
-
- Figure AP3.1 Profile of a cylindrical vessel in Brown Glazed Coarseware (2020)
- Figure AP3.2 Conical vessel showing the characteristic internal profile (2020)
- Figure AP3.3 Commemorative mug (2063)
- Figure AP3.4 Rural scene with stagecoach and cottage on mug (2063)
- Figure AP3.5 Middle Eastern scene on mug (2063)
- Figure AP3.6 Pot disc in Brown Glazed Coarseware (5025)
- Figure AP3.7 Creamware, decorative element (2063)
- Figure AP3.8 Conical vessel with part of lid-seated rim surviving (6003)
- Figure AP3.9 Profile of shallow dish in an unglazed red earthenware (2021)
- Figure AP3.10 Rim and spout from a Brown Glazed Coarseware spouted vessel (2021)
- Figure AP3.11 Rim of a cylindrical vessel in Brown Glazed Coarseware (2021)
- Figure AP3.12 Profile of a shallow dish in Brown Glazed Coarseware with thick white deposit externally (8114).
- Figure AP3.13 Rim of a cylindrical vessel in Brown Glazed Coarseware with perforated wall (7031)
- Figure AP3.14 Ceramic component with part of maker or designers name (8121)
- Figure AP3.15 Post-moulding flaws on three bowls from context (6114)
- Figure AP3.16 Bowls and stems at 1:1; stamp detail at 2:1

LIST OF TABLES

Table AP1.1	Context listing
Table AP2.1	[Archive] Catalogue of all metal finds from the Suffolk Works
Table AP2.2	Catalogue of table blades
Table AP2.3	Catalogue of flatware and other miscellaneous cutlery items
Table AP2.4	Catalogue of excavated handles
Table AP2.5	Summary of distribution of blade types from Trenches 2, 6 and 8
Table AP2.6	Summary of the distribution of flatware and miscellaneous cutlery
Table AP2.7	Materials used in handle production
Table AP2.8	Artefact types
Table AP2.9	Distribution of slag and crucibles
Table AP3.1	Coarsewares from Trench 1
Table AP3.2	Domestic pottery from Trench 1
Table AP3.3	Coarsewares from Trench 2
Table AP3.4	Domestic pottery from Trench 2
Table AP3.5	Coarsewares from Trench 4
Table AP3.6	Domestic pottery from Trench 4
Table AP3.7	Coarsewares from Trench 5
Table AP3.8	Domestic pottery from Trench 5
Table AP3.9	Coarsewares from Trench 6
Table AP3.10	Domestic pottery from Trench 6
Table AP3.11	Coarsewares from Trench 7
Table AP3.12	Domestic pottery from Trench 7
Table AP3.13	Coarsewares from Trench 8
Table AP3.14	Domestic pottery from Trench 8
Table AP3.15	Coarsewares from Watching Brief contexts
Table AP3.16	Domestic pottery from Watching Brief and unstratified contexts
Table AP3.17	Cross-context joins
Table AP3.18	Water abraded sherds
Table AP3.19	Base radii of Brown Glazed Coarseware (industrial) vessels

Table AP3.20 Rim radii of Brown Glazed Coarseware (industrial) vessels

Table AP3.21 Rim radii of domestic vessels

Table AP3.22 Base radii of domestic vessels

Table AP3.23 Marked vessels

Table AP3.24 Vessel forms represented in the assemblage

Appendix 1. Detailed stratigraphic data and context listings

Ranges, buildings and rooms

Northern range (Trenches 6, 1, 2 and 5)

- Building 1; 'Grinding Wheels'; Rooms 1-2
- Building 2; 'Forges' and 'File making'; Rooms 3-8

Courtyard (Trenches 7, 1 and 4)

- Building 3; 'Cutlery Forges'
- Building 4; 'File Cutting'

Southern Range (Trench 8)

- Building 10 'File Warehouse'
- Building 5; 'Melting shop'; Rooms 9-10
- Building 6; 'Tempering'
- Building 7; 'Saw Warehouse'

Eastern range (Foundation Pads)

- Building 8; 'Forge House'

Western range (Standing remains and Foundation Pads)

- Building 9; 'Iron and steel warehouse with offices over'

The northern range

Trench 6 (incorporating Trenches 1, 2 and 5)

Trench 6 (**Figure AP1.1 and AP1.2**) measured 61.5m in length and averaged 2.5m in width, and traversed the northern extent of the site from east to west, impacting on areas evaluated by Trenches 1, 2 and 5. The 1850 (1st Edition) and 1889 Ordnance Survey maps (Sheet 294.12.2) show this area of the Suffolk Works containing a range of buildings adjacent and parallel to the Porter Brook. Further detail is provided by Goad's 1896 Fire Insurance Plan, which identifies the location of grinding workshops and forges.

Beneath the existing brick yard surface (1000, 2000, 5000, 6000 and 6130) were a series of sand and concrete layers (1001-2, 2001-2, 5001-2, 6131-6134). Contemporary with these layers were several steel stanchions, set into reinforced concrete, which

penetrated the trench at regular intervals. The stanchions could be paired with girders visible in the existing northern boundary wall of the site, and were thought to form part of a building erected in the 1950s as part of the conversion of the site to a builder's yard. The stanchions were left *in-situ* and excavation concentrated upon the undisturbed areas between, and beyond, the stanchions.

Building 1, Rooms 1- 2 (Grinding workshops)

At the eastern end of Trench 6 (**Figure AP1.1**), and initially identified in Trench 2, were a series of brick and sandstone walls, sandstone pad foundations and concrete ramps, characteristic of a grinding workshop (**Figures AP1.1 and AP1.2**). The location of these features also corresponded to the position of the 'brick-arched grinding wheels' on Goad's 1896 plan.

The northern workshop (Room 1) was defined to the west by the eastern side of a north-south running sandstone wall (6086), and to the south by the northern side of a sandstone and brick internal dividing wall (2012). Wall (6086) was exposed along a length of 2.6m and measured up to 0.49m in width and at least 0.9m in depth. Wall (2012) was exposed along a length of 9.5m, the upper brick levels measuring 0.38m (3 stretchers) in width, and at least 0.55m in depth. The lower courses of the wall were constructed of roughly coursed sandstone.

Six sandstone pad foundations were identified along the northern edge of Trenches 2 (2006), (2013) and (2044) and 6 (6049), (6059) and (6068). One of the foundations (2013) was exposed to reveal three large sub-square and rectangular blocks, placed one above the other, and joined together with a lime-based mortar. The uppermost blocks of each foundation were spaced at equidistant intervals of 3m in an east-west direction, and measured up to 1.04m in length, 0.82m in width and 1.25m in depth. Two of the blocks (6068) and (6049) had circular cast iron column fittings attached, indicating that the pads formed the main structural supports for this area of the building. The pads were flanked by mortar-bonded brick-built walls (see below) and sealed by deep foundation deposits (2058), (2021), (2020), (6050), (6003) and (6004).

Adjacent to the foundation pads were a series of linear complexes, in an almost identical and regular arrangement. The complexes comprised L-shaped concrete troughs, brick-built slots and long narrow sandstone blocks. The troughs (2050), (6043), (6054), (6062), (6073) sloped from north to south at an angle of 10° for a distance of 2.5m onto a flat surface aligned perpendicular to the ramps. Only in Trench 2 was the full extent of the trough emplacement apparent. The trough surface was up to 1m below the trench surface at 53.12mOD. Set into a narrow socket in the centre of the slope, were several bricks, one course in width.

Each ramp was bordered on either side by a brick-built slot (2077) and (2004); (2009) and (2074); (2073) and (2010); (2025) and (2027); (2032) and (2033); (2038) and (2039); (6045) and (6048); (6051) and (6053); (6056) and (6058); (6060) and (6061); (6065) and (6067); (6069) and (6071); (6077) and (6081). The slots were

closed at their southern end by east-west aligned brick walls (2007), (2014), (2026), (2034), (6075), (6076) and (6084). Metal hooks, some with chains attached, extended out from the slot walls adjacent to the top of the ramps. A gap in the same position on several of these walls probably housed the belt driven axles for the grinding wheels.

Four long narrow sandstone blocks (2005), (2011), (2031) and (2030), all aligned north-south, joined the southern walls of the brick slots with the major east-west internal dividing wall (2012). Two of the sandstone blocks (2011) and (2030) had metal pins running through them, probably to house machinery.

The southern workshop (Room 2) was defined to the north by wall (2012). The room was only partially revealed in Trench 2 and comprised a further series of large sandstone blocks, also seemingly aligned in a north to south direction (2071), (2070), (2068), (2060). Two of the blocks (2068) and (2067) each had a wooden object on its surface, held in place by a metal pin.

The troughs were all sealed by demolition debris (2064), (6001), (6002), (6134), (6138), (6139), with no evidence for industrial residues such as grindswarf or slag *in-situ*. The upper levels of the slots between the walls were also filled with deposits of demolition debris (2016), (2022-24), (2040), (2055-58), (2060), (2063-65), (2072), (2075-76), (6001), (6005) and (6138-9). However, *in-situ* waste deposits (2017), (2042-43), (2045-49), (2052-53), (2059), (2061-62), (6046), (6052), (6057), (6066), (6072), (6103), and (6116-20) and/or foundation material (2081), (6001-02), (6016), (6108), (6111-12) and (6121-22) similar to that sealing the pad foundations, were present below the demolition debris. Large quantities of stainless steel cutlery knives, particularly concentrated in the slots, were recovered from these deposits. Other material recovered included a number of corroded metal files, small items of domestic glass ware, circular grinding stones and ceramics provisionally dated from the late nineteenth to mid-twentieth century.

There was strong evidence for a number of sub-phases of activity within the area of the two workshops. The upper courses of several brick walls had clearly been rebuilt using different types of brick and different mortar mixes. Gaps within the slot walls for machinery had been subsequently filled in with mortar, and at a late stage the northern extent of a number of brick walls were removed and replaced with timber planking, which extended towards the northern extent of the site. It was not possible to interpret this alteration with any certainty.

All the above structures were provisionally dated to the nineteenth and early twentieth centuries and were clearly part of the grinding workshops of the Suffolk Works. More modern structures, including a large east-west concrete filled drain (2018) traversing the southern extension of Trench 2 (probably the same as 1041 in Trench 1), and a drain (6085) and wall (6083) inserted through the western end of the grinding workshop (Room 1), were probably contemporary with the 1950s conversion of the site.

Building 2, Rooms 3-8 (Forges and File Making)

Immediately west of the grinding workshops a number of walls defined further rooms in the building range along the line of the Porter Brook (**Figures AP1.1 and AP1.3**). The rooms were defined to the east by the western side of the north-south running sandstone wall (6086) described above, and were separated by an east-west wall (5011)/(5013) which formed part of a major internal dividing wall continuing westwards, parallel to the northern edge of Trench 6. Bonded to this wall were four further walls, one extending north (5029, Room 3), the other three south (5009)/(5012), (6093) and (6101), Room 4). Walls (5029), (5009)/(5012) and (6093) appeared to be internal walls within the rooms or foundations for floor levels. Wall (6101) may have formed the western extent of Room 4. With the exception of wall (6086), all the walls were constructed of brick courses overlying sandstone foundations. Where investigated, these foundations extended as far as the water table at 52.78mOD.

The floor in Room 3 (5015)/(6094), at 53.64mOD, showed signs of continual renewal and repair, containing elements of stone flags, red brick, reused ingot moulds and concrete (5014), (5016) and (5031). A step or buttress (5028) had been added to the floor adjacent to the north face of the east-west wall (5011)/(5013) and a concrete drain (5030) was set into the floor towards its western extent. A number of foundation deposits were observed below the floor (5025-7), (5031), extending down at least as far as the water table at 52.84mOD.

The sections of floor in Room 4 (5006)/(6092)/(6097)/(6100), at 53.84mOD, consisted entirely of sandstone flags, some with square sockets cut into the surface of the flags, others with metal fittings attached. It was unclear if this was due to machinery in this area being attached to the floor, or if machine bases had simply been reused to construct the floor. Foundation deposits (5007-8) below the floor contained fragments of worked animal bone, ceramics, clay pipe and metallurgical debris, perhaps derived from the clearance of working floor surfaces.

All the above structures were provisionally dated to the nineteenth and early twentieth centuries and were undoubtedly part of the Suffolk Works. In a later phase, the floors and walls were covered over with brick levelling (5004-5), (6095-6) and (6099), in places they were severely disturbed by more modern structures, particularly at the eastern extent of Rooms 3 and 4, including steel stanchions, brick walls (5021) and (5023), man-hole shaft (5017) and pipe trench (5018-20), all of which appeared to relate to the 1950s conversion of the site.

Room 5

Room 5 was located in a central area of the trench, west of Rooms 3 and 4. The room was defined to the north by wall (6034), to the east by wall (6035/6147) and to the south by wall (6144). The main east-west wall (6034) formed part of the major internal dividing wall seen in Rooms 3 and 4 to the east and Room 6 to the west. Walls 6034 and 6035/6147 were similarly constructed with brick courses overlying

sandstone foundations. The brick-built wall (6144), which could only be seen in the north facing section of the trench, was clearly a later addition. The western extent of the room could not be determined due to disturbance caused by later steel stanchions set in concrete. The foundations extended down at least 0.8m, to 52.9mOD.

The floor in Room 5 (6038), 53.73mOD, showed signs of continual renewal and repair, containing elements of grindstones, stone flags, varying sizes of red brick, and metal files, and appeared to extend through a doorway in wall (6114) to the south. A levelling deposit below the floor contained numerous fragments of clay pipe, ceramics and metal files, and may have been derived from a working floor surface. Below this were foundation deposits containing large quantities of fragmented industrial vessels (6140-6143).

Beyond Room 5 to the north was a further floor (6039) and to the east, a corridor with two door jambs (6036) surviving in-situ towards its northern end. No floor survived in the corridor, although a fine shallow deposit (6113) immediately above foundation material (6126) contained numerous fragments of sawn bone, which again may have been derived from a working floor surface. To the west of Room 5, further rooms were defined by two north-south aligned brick-built walls (6009) and (6011), and were sealed with later areas of brick levelling (6010) and (6013). The rooms were not investigated due to considerable disturbance caused by the later insertion of steel stanchions.

Rooms 6-8

A series of walls in Trench 1 and 6 formed three rooms (6-8) at the western extent of the main building range running parallel and adjacent to the Porter Brook. The rooms are labelled 'Forges' and 'File Making' on Goad's 1896 plan. The southern wall of the range, wall (1020), was observed along an east-west alignment for a distance of 2.5m and was of solely sandstone construction. The wall (1020), at least 0.6m in depth, was set within a deep construction cut (1019) and packed with rubble (1023). The cut (1019) for the wall truncated underlying 'alluvial' (1021) and natural clay deposits (1022), at 53.12mOD.

The western wall of the range was not visible due to extensive alterations along this side of the building, although is likely to have followed the line of wall (6026), a later stepped brick-built wall on a north-south alignment. Wall (6026) abutted an earlier sandstone wall (6033), running west along the northern section of Trench 6 to the western extent of excavation. This wall (6033) appeared to form part of a small extension to the main building along the line of the Porter Brook.

Room 6 was subdivided from Rooms 7 and 8 by wall (1007)/(1008), part of the major east-west wall running across most of Trench 6. Rooms 7 and 8 were subdivided by two sections of a north-south wall (1009)/(1010) and (1016)/(1017), split by the insertion of a later steel stanchion. These walls all comprised upper brick courses overlying sandstone foundations, extending down at least 1.1m to the water table at 52.78mOD. The floor in Room 6 (1004), 53.8mOD, comprised red brick and sandstone flagging. In Room 7, two brick structures (1012 and 1013), associated with deposits containing industrial residues and discarded metal files, and two ferrous objects (1014 and 1015) were set within a stone flagged floor (1011), which only partially survived. In Room 8, the only original feature surviving appeared to be a small rectangular brick chamber (6089), similar to those in Room 7.

At a later date, but probably within the operations of the Suffolk Works, Room 8 and the western extent of the building range were completely remodelled. A stepped brick wall (6026), constructed above two levels of concrete (6028 and 6029), formed the western extent of the building. A concrete floor (6024), at 53.61mOD, with three narrow sockets and a large concrete machine base (6025) with ferrous pins attached to it were inserted in Room 8. Beyond the building a small brick built manhole/service chamber (6030) and a pipe trench were inserted and the area levelled with redeposited material (6031). Later still, three brick walls (6021-3) were constructed above the sockets and floor in Room 8, and areas of brick levelling (1006) and (6006) were inserted above the floors in Rooms 6 and 7. Finally, as part of the 1950s conversion of the site, the rooms were sealed with demolition debris (6016-7) and a steel stanchion was inserted through Rooms 7 and 8.

Two sections of a brick wall (100) and (102) forming the northern limits of the site, along the line of the Porter Brook, represented other above-ground structural remains of the Suffolk Works to survive the 1950s rebuilding and conversion of the site to a builders yard. The brick wall (100) and (102) would have formed part of the northern extent of the building range running adjacent to, and parallel with, the Porter Brook, as shown on the 1850 (1st Edition) and 1889 Ordnance Survey maps (Sheet 294.12.2, **Figure 10**).

The surviving sections of the wall represented three phases of building on the site. The earliest, and westernmost, section of the wall (100), 8.6m in length and 3.9m in height, contained six windows paired in two's between three pillars. The windows measured 2m in height and 1m in width, the pillars 3.2m in height and 0.6m in width. Above each window and resting on top of a narrow wooden beam was an arch, of a type dating to the early 20th century (G. Hague, pers. comm.). The top of each pillar contained the remnants of a squared stone beam. A later, and easternmost, section of the wall (102), 30m in length and 3.82m in height, contained seven windows with a concrete beam spanning the top of the windows. The windows measured 2.3m in height and 1.8m in width.

Later still, and probably part of the 1950s conversion of the site, the earlier windows were blocked up with modern bricks and a third and central section of walling was inserted (101), utilising the earlier sections (100) and (102). This final section of walling extended for 34.2m in length and comprised several girders at regular intervals between modern brick walling. These girders could be paired with modern concrete stanchions visible in the base of Trench 6 to the south (see below), and were thought to form part of a building erected as part of the 1950s conversion of the site.

The central courtyard

Trench 7

Trench 7 traversed the central extents of the site from east to west, impacting on an area previously evaluated by Trench 1 (**Figure AP1.4**). The trench was split into two halves, measuring 32m by 3m (west) and 24.5m by 3m (east), with a gap in the centre

maintained to allow access to the northern areas of the site. The 1850 (1st Edition) and 1889 (Sheet 294,12.2) Ordnance Survey maps show that this area of the Suffolk Works contained a building within a central courtyard. Further detail is provided by Goad's 1896 Fire Insurance Plan, which identifies the building as the 'Cutlery Forges'. This later plan also shows an extension built onto the east of the building, which is annotated 'File Cutting'. The easternmost extent of Trench 7 was located close to the southern extent of the range of buildings lying parallel and adjacent to the Porter Brook. Goad's 1896 plan indicates that this range of buildings housed the chimney and steam engine for the Suffolk Works.

Beneath the existing brick yard surface (7024), were a series of concrete, sand and rubble layers (7000)-(7001) and (7025)-(7027). Beneath the rubble layers were a series of wall foundations thought to relate to the buildings of the Suffolk Works. Interpretation of the structural remains was precluded by the nature of the foundations for the buildings, which appeared to comprise short lengths of walling set within relatively shallow cuttings or large concrete foundation pads inserted through underlying deposits. Interpretation was also hindered by the lack of distinct rooms or floors within the area of the building ranges, unlike those observed in Trenches 6 and 8.

Building 3 (Cutlery Forges)

Foundations in the southern half of Trench 1 and the western half of Trench 7 were either cut into the natural clay (1022), (7021) or (7022), observed at a highpoint of 53.44mOD, or an alluvial deposit of yellowish brown clay (7020), up to 0.2m in depth, overlying the natural. Foundations and levelling deposits in the eastern half of Trench 7 overlay the natural clay (7033) observed at a maximum depth of 52mOD.

In the southern half of Trench 1 and the western half of Trench 7, two linear sections of wall foundations (1031 in Trench 1, and 7013 in Trench 7), and a rectangular structure (7003), appeared to form part of the western and earlier half of a building range within the courtyard. Wall 1031 was only observed along a 1m length, but the foundations extended down at least 0.6m to 52.77mOD, and probably formed the western wall of the building range. However, the wall did not continue as expected into Trench 7 to the south. The wall (1031) was at least 0.6m wide, and comprised loosely mortared and randomly coursed fragments of sandstone and brick set with an east-west aligned linear cutting (1032). The cutting (1032) appeared to turn through 90° within the trench and run south, and the wall (1031) was sealed with foundation rubble (1028-1030).

Further east, wall (7013) was observed along a length of 2.6m, its eastern extent having been removed by a later north-south aligned service trench (7062), although it did not continue as far as the eastern half of the trench. The wall (7013), up to 0.9m wide, comprised two courses of sandstone set above thin bands of levelling material (7014), (7015), (7016) and (7023). These deposits lay within a north-south aligned linear cutting (7061). The wall (7013) was sealed with deposits of foundation rubble (7018) and (7019). Deposit 7016 was notable for comprising a very high percentage of iron filings and copper alloy fragments, presumably grinding or cutting waste used as levelling. Structure (7003) comprised a rectangular sandstone wall, measuring 3.5m by 2m, containing two inner brick chambers (7005-6) and a flagged floor (7004). The function of the structure was unclear but it may have been part of a service access.

Building 4 (File Cutting)

In the eastern half of Trench 7, several shallow interleaving horizontal levelling deposits (7031) and (7065) were observed to extend down to the natural clay (7033). The deposits, containing large quantities of both domestic and industrial ceramics, were probably successive foundation levels for courtyard surfaces, although no distinct surfaces were observed in plan or section. Inserted into these deposits at varying intervals were several large sub-square (7075), (7032), (7078)-(7079) or rectangular (7076)-(7077) concrete foundation pads. The foundation pads, measuring up to 2.75m by 1m in plan, were probably associated with the late 19th- century addition of a building marked 'File Cutting' on the Goad plan.

At the eastern extent of Trench 7, three walls (7072), (7071) and (7097) were identified which may relate to the southern extent of Building 1. Unfortunately, truncation by later services precluded any meaningful interpretation of the structures. The southern wall of the range appeared to be formed by an east-west aligned wall (7097). Wall (7097) was only seen in plan for a length of 2.7m, but was substantial, measuring up to 1m in width. A possible continuation (7072) of wall (7097) was seen to the west, where the wall was observed to comprise three brick courses overlying sandstone foundations. No return of the east-west wall was visible (7072) and (7097). Between these two sections of walling was a smaller, possibly internal wall (7071), 0.25m in width, running north to the edge of the trench.

Later activity in the western half of Trench 7 and the southern half of Trench 1, comprised areas of reinforced concrete, services and associated deposits. This included a small brick structure (7007) of unknown function, two north-south aligned drains set in reinforced concrete (7092) and (7088), and a further drain (7062) sealed with modern rubble, which cut through the earlier wall (7031). Later activity in the eastern half of Trench 7 comprised several services and associated deposits (7040)-(7044), (7046)-(7048), (7050)-(7068), (7066)-(7068), (7082) and (7093). These features and deposits were all thought to date, at the earliest, to the 1950s conversion of the site.

Trench 4

Trench 4 measured 9m in length by 4m in width, and was located in the south-east corner of the builders yard to investigate buildings close to the Turner Street frontage, as shown on the 1850 (1st Edition) and 1889 (Sheet 294.12.2) Ordnance Survey maps. This area of the site was covered with reinforced concrete slabs (4000), up to 0.3m in depth. Beneath the existing concrete (4000) and brick yard surface (4001), were levelling deposits (4002 and 4004) and demolition rubble (4003). Few remains thought to be associated with the Suffolk Works were identified in the trench.

In the northern and central areas of the trench the demolition rubble (4003) was heavily disturbed by modern activity, particularly the laying of plastic pipes (4014) associated with a surface drain running east-west across the trench. Below the modern surface drain, however, was a brick built culvert (4005) set within a linear east-west cutting (4008), and topped with sandstone flags (4006). The culvert was observed along a length of 1.95m and measured up to 0.6m in width and 0.36m in depth, narrowing towards the base. The cutting (4008) for the culvert appeared to truncate earlier levelling deposits (4007) and (4009). The culvert probably ran beyond the southern extent of the building range within the courtyard, and may have

fed into a larger north-south culvert observed during later watching brief works (see below).

Towards the southern extent of the trench, the demolition rubble (4003) overlay a floor surface (4010) and associated walls (4012)-(4014). The floor surface was patchy, comprising laid sandstone flags (4010), at 54.18mOD, either side of a brick structure (4012)-(4014). The structure was T-shaped in plan and survived to a depth of 0.4m, but was poorly constructed and loosely bonded with a dark grey material. The function of the walling was unclear. A series of levelling deposits were observed below the floor and structure comprising various lenses of extremely compact clay and rubble (4016)-(4021) to a depth of 1.5m below the modern ground surface. These deposits overlay undisturbed clay (4022) at 52.72mOD. The levelling deposits, floor and structure may have been associated with buildings on the Turner Street frontage, in particular that annotated 'File Warehouse' on Goad's 1896 Fire Insurance Plan, and partially excavated in Trench 8 to the south (see below).

The southern range

Trench 8

Trench 8 measured 63m in length and up to 3.7m in width, and traversed the southern boundary of the site (**Figure AP1.5**). The 1850 (1st Edition) and 1889 (Sheet 294.12.2) Ordnance Survey maps show that this area of the Suffolk Works contained a range of buildings on the Turner Street frontage. Further detail is provided by Goad's 1896 Fire Insurance Plan which names some of the buildings, including a 'Melting shop' (crucible furnace), and file and saw warehouses.

Beneath the existing concrete surface (8000), were levelling deposits (8001-3) and demolition rubble (8004) and (8115)-(8117). These deposits sealed significant structural remains relating to the Suffolk Works. In particular, the foundations of a crucible furnace were identified under the old access ramp into the Builders Centre from Turner Street.

Building 10 (File Warehouse)

At the eastern extent of the trench a number of walls were identified which could not be interpreted with any great certainty but were in the area of a 'File Warehouse' on the Goad 1896 plan. The earliest structural remains comprised an east-west running mortared sandstone wall (8044) and two north-south running mortared brick walls, both with sandstone foundations (8039)/(8042) and (8038). The latter two walls were joined by two east-west sections of unmortared brick walling (8041) and (8068), 1m apart and one brick in width. Walls (8038), (8041), (8039) and (8068) contained a series of deposits (8069)-(8073), the earliest of which appeared burnt (8073) and was overlain by a further slag rich deposit (8072). The sandstone foundations were seen to overlie a series of levelling deposits (8047)-(8049) and (8181) above the natural clay (8050) at 52.8mOD.

The sandstone foundation (8044) followed a similar east-west alignment to a further

section of mortared sandstone walling (8011) some 8m to the west. The walls, measuring up to 1m in width and 0.7m in depth, comprised randomly course angular blocks faced on the northern side. Between, and post-dating, these two sections of walling were two north-south brick walls (8006) and (8040) either side of an area of concrete, brick levelling and sandstone flooring (8005), and a rectangular brick structure and north-south wall (8015), of unknown function. The easternmost wall (8040) containing the brick levelling and floor (8005) was constructed above the earlier sandstone foundation (8044) and had a brick built step (8043) up onto the floor, at 54.12mOD, beyond its eastern extent. Also abutting the wall on its eastern side, and at its northern extent, were three large sandstone blocks (8067) overlain by a larger dressed sandstone block (8008), possibly a further step. The block was notable for having a shallow deposit of gritty silt (8007) on its surface, which contained an unfinished fork and spoon. Several courses of brick were visible in each wall, which extended at least to a depth of 0.5m.

The rectangular brick structure and north-south brick wall (8015) were set within an irregular cutting (8065) and sealed with cinder and rubble deposits (8016 and 8062-4). The cutting (8065) truncated the earlier sandstone foundation (8011) to the west. To the east, the cutting (8065) also appeared to truncate a clay deposit (8016), containing a ceramic pipe that ran into the western side of wall (8006).

Building 5 – Rooms 9-10

Room 10 - The melting shop - crucible furnace

Bonded, and contemporary with, wall (8011) to the west, and sealed by demolition rubble (8004), were brick foundations characteristic of a crucible furnace (8010) (**Figures AP1.5 and AP1.6**). The location of these foundations corresponded to the position of the 'Melting House' shown on Goad's 1896 Fire Insurance Plan. The structural remains of the furnace, measuring up to 12.5m in length, 3.5m in width and 1.6m in depth, formed part of the building range running parallel to Turner Street, and represented three sub-phases of building prior to its demolition. The best-preserved area of the furnace was its western extent, which survived under the northward sloping access ramp for the Builders Centre off Turner Street. The eastern extent of the furnace, however, was severely truncated by the rebuilding of the site in the 1950s.

The furnace structure (8010) was completely brick-built and comprised two main sections of walling, between which were regular arrangements of piers, slots, flues and chimney bases. A north-south running wall (8036) formed the eastern extent of the furnace, and measured 0.8m in width and 0.5m in depth. The wall (8036) had a series of levelling deposits (8012-14), banked against its eastern face, which overlay natural alluvium (8074) at 53.2mOD. A further north-south running wall (8146) formed the western extent of the furnace, and measured 1.5m in width and up to 1.6m in depth, wider than wall 8036. Between these two walls were nine north-south brick piers, 1.1m in length and 0.5m in width, forming the bulk of the furnace structure (8010), and comprising up to fourteen unfrogged brick courses cemented together with a black gritty mortar. Bull-nosed bricks to the east and west of the northern extent of the piers marked the original limits of the main structure. The surface of the structure survived at a highpoint of 54.74mOD to the west and a low point of 53.42mOD to the east.

Narrow gaps between the brick piers in the furnace structure (8010) formed ten rectangular slots (8032), (8028), (8024), (8020), (8155), (8158), (8161), (8164), (8176) and 8179) joined to ten corresponding square recessed chimney bases (8030, 8034, (8026), (8022), (8153), (8156), (8159), (8162), (8174) and (8177) by flues (8023), (8154), (8157), (8160), (8163), (8175), (8178), via the southern side of the slots. The flues survived best towards the western side of the structure. Initially the northern side of the slots were open, probably extending into a brick cellar located beyond the northern extent of the trench.

The slots formed the ash pits for the furnace holes, which would have been located at a higher floor level lost by later rebuilding of the site. The differential survival of the furnace structure meant it was possible to establish the full depth of the slots below the flue entrance, approximately 0.8m down at 52.71mOD. The five slots (8158), (8161), (8164), (8176) and (8179), surviving at a higher level in the western half of the furnace, could not be fully excavated and contained a mixture of demolition material and furnace debris in the upper filling (respectively (8120), (8121), (8122), (8123) and (8124). The five slots (8032), (8028), (8024), (8020), (8155) surviving at a lower level in the eastern half of the furnace were fully excavated, four of which contained furnace debris below the demolition rubble (8004) in their lower filling (8033), (8029), (8025), (8148). At the base of all five slots was an *in-situ* layer of fused metal (8052), (8075), (8054) and (8056), comprising substantial metal objects, including a matching pair of cast iron moulds.

The flues comprised a square opening in the southern side of the slot walls, extending back into the chimney bases. The opening averaged 0.25m in width by 0.3m in depth with the flue length averaging 0.48m. The chimney bases would have formed the southern extent of the building backing onto Turner Street. The bases, averaging 0.38m by 0.36m in width, were recessed from the flue floor by a depth of 0.26m, at 53.33mOD. This recess was thought to allow for the collection of heavy dust produced in the ash pits. Only the chimney bases and the flues were constructed in firebrick, some of which were marked with one of two manufacturers' initials, 'J.G.' or 'Allen, Halifax', bonded together with the same black gritty mortar used elsewhere on the structure.

Three of the flues (8023), (8154) and (8163) contained *in-situ* deposits, respectively 8021, (8152) and (8134), of burnt red sand with slag inclusions, extending back into the corresponding chimney bases (8022), (8153) and (8162). Several chimney bases (8034), (8030), (8026), (8022), (8174) and (8177) also contained similar burnt red sand or additional *in-situ* deposits, respectively (8059), (8035) and (8060); (8057), (8031) and (8058); (8027), (8037) and (8053); (8061); (8128) and (8129). One of the chimney bases (8162) contained demolition debris (8127) above the *in-situ* deposits and two (8156) and (8159) contained solely demolition material (8125) and (8126).

The original furnace structure (8010) was clearly subject to continual damage and repair, with the upper courses of several piers being replaced with frogged brick. Part of this repair may have included the northern extension of the brick piers with

frogged bricks (8077)/(8169) roughly keyed into the earlier structure (8010) by a pale grey mortar. At a later date, and prior to demolition, the northern opening of the slots into cellarage to the north was sealed with a rigid east-west blocking wall. This wall comprised frogged bricks (8055)/(8168) cemented with a pale red mortar. This blocking may have been contemporary with the northern extension (8141) of the main western wall (8146) of the furnace structure, which also formed the eastern extent of Room 9 (see below).

Following demolition, the furnace was sealed in reinforced concrete which formed a new access ramp off Turner Street. Two slots and chimney bases were filled in with concrete (hence a total of twelve original slots in all), and the pier in between the two slots was utilised as a modern wall foundation (8180) for an access platform east of the ramp. The insertion of the new concrete structures and ramp were almost certainly contemporary with the 1950s rebuilding of the site as the Builders Centre.

Room 9

The western brick wall (8146) of the crucible furnace (8010) and the eastern sandstone wall (8132) of a building range to the west, defined a small room (Room 9, 8137) in the centre of Trench 8. The room measured at least 2.5m in length and 2.2m in width. Internal features included a small 'domestic' fireplace (8135) built into the western wall of the furnace. The fireplace was formed by two protruding sections of bull-nosed bricks extending 0.4m west from the furnace wall (8146). Set between the bricks towards the base of the structure was a grate (8136), 0.55m in width, containing ash and cinder.

The room had a floor (8140) of large sandstone slabs, at 52.84mOD, each measuring up to 0.9m by 0.5m by 0.03m, overlying levelling deposits (8147 and 8131). These deposits sealed shallow brick foundations (8138) and a service trench (8142-5) for the room. The foundations were overlying natural (8089) clay at 52.68mOD. The north-eastern corner of the room appears to have initially opened into the cellars for the crucible furnace, as the slabs that had not been robbed out, continued underneath and beyond a later blocking wall (8141), added onto the western wall of the furnace (8146). The north-south running blocking wall (8141) separated the Room 9 from the cellars of the crucible furnace to the east. The wall, 0.9m in length, 0.23m in width and 1.22m in depth, comprised fifteen courses of frogged brick cemented with a pale red mortar. The coursing followed a regular pattern with one row of headers followed by three rows of stretchers.

Later still, the sandstone slab floor (8140) was partially robbed out (8139), and a thick homogenous deposit (8114) of dark brown silt with brick dust, up to 1.3m in depth, sealed the room. No lenses or tip lines were visible in the deposit suggesting it may have been dumped in one episode. However, the sheer quantity of artefacts recovered from the deposit (8114), including fragments of crucible vessels, crucible slag, clay pipes, metal files and also worked bone, might indicate that it was formed by continual deposition, of primarily furnace waste, in the room.

Buildings 6 and 7 (Tempering and Saw Warehouse)

The western north-south wall (8132) of Room 9 appeared to form the eastern side of further buildings to the west, also running parallel with, and backing onto, Turner Street, marked 'Tempering' and 'Saw Warehouse' on Goads 1896 plan. Several sandstone foundations represented further demarcation of the buildings. The northern wall of the range was seen in various sections (8033), (8085), (8104) and (8182) along the northern edge of Trench 8. The western wall of the range was probably formed by a further north-south running wall (8090) towards the western extent of the trench, giving a building length of some 23m. Between these exterior walls were, what appeared to be, five internal foundations, four aligned north-south (8086), (8103), (8079) and (8088) and one east-west (8087/8151). The latter east-west wall (8087/8151) appeared to turn through 90° at its eastern extent and run south.

The wall foundations (8033), (8079), (8085-88), (8090), (8103)-(8104), (8132)-(8133), (8151) and (8182) were all of similar construction, comprising large irregular sandstone blocks bonded together with a pale red mortar and smaller sandstone fragments. Cuttings (8111) and (8097) were visible for some of the foundations (8079), (8088), (8182) and (8090), effectively forming a series of terraces through the underlying alluvium (8081) and (8083) and/or natural clay (8089) and (8167). Rubble deposits (8082), (8084), (8100), (8102), (8112), (8117) and (8166) were then used to pack the walls set within the cuttings and to level up gaps between the foundations.

The foundations were, with the exception of walls (8079), (8088) and (8182), heavily truncated, and no floors and few features survived within the buildings. A small square cut feature (8150) enclosed a 0.8m gap between walls (8132) and (8087)/(8051). The feature was filled by a homogenous brown sooty deposit with brick dust (8130), up to 0.85m in depth, and similar to deposit (8114) in Room 9. The function of the feature was unclear and interpretation precluded by the confines of the trench. A similar deposit (8101), up to 0.85m in depth, was also observed further west, towards the southern edge of the trench, overlying rubble levelling (8100).

Further west, the base of a possible fireplace (8183), at 53.29mOD, was observed in the corner of a room formed by walls (8182) and (8079), though little else survived to provide any meaningful interpretation of the remains. The close arrangement of walls (8079) and (8088) was somewhat unusual and may have represented the limits of two buildings separated by a narrow slot. However, this could not be determined within the confines of the trench. At the base of a 0.7m gap between the walls was a compacted layer (8113), possibly a level surface. The layer (8113), at 53.19mOD, comprised flattened stones with charcoal and burnt inclusions. Above this was deposit (8078), 0.6m in depth, notable for containing numerous fragments of crucible vessels and crucible slag, in addition to pottery and worked bone. Towards the western extent of the trench, two levels (8080) and (8092) of a floor did survive beyond what was thought to be the western wall (8080) of the building range. The lower level of the floor comprised sandstone flags (8092) at 53.33mOD; the upper level brick and concrete (8093)-(8095) at 53.48mOD.

The demolition of the above structures was represented by rubble layers (8115)-(8116) above the wall foundations and levelling deposits. A large pit (8096), 3.7m in width and 0.8m in depth, was cut between walls (8088) and (8090), and filled with demolition rubble (8080) and (8099). Reinforced concrete foundations (8170), some containing drains, for a new building and a new access ramp off Turner Street, were then inserted immediately west of Room 9. Towards the western extent of the trench, a number of service trenches and associated deposits were inserted (8098, (8105-09) and (8184). These foundations and services were almost certainly associated with the rebuilding of the site in the 1950s. The westernmost service (8184) totally truncated the foundations of the north-south section of sandstone walling (201) observed on the lower ground floor of the Builders Centre building fronting Suffolk Road.

Watching brief of trench extensions and foundation pads

The extension of Trench 6 towards the north-eastern corner of the site revealed a north-south running brick arched culvert. Water rushing into the trench from the southern side of the culvert quickly filled the trench and made it impossible to determine the full depth of the feature. The outlet for the culvert into the Porter Brook had been blocked at a later date, hence the presence of water sealed within the feature. The culvert was constructed of several courses of brick walling to the east and west topped by an arch. The culvert, narrower in the north-facing section of the trench, at approximately 1m in width, was notably wider in the south-facing section, where it was approximately 1.8m in width. The top of the arch for the culvert was approximately 1m below the yard surface.

Foundation pad 1 was located in the north-eastern corner of the site, east of Trench 6 and north of Foundation pad 5. Several courses of brick were observed above two courses of a north-south running sandstone foundation in the west-facing section of the trench. The foundation may have represented the eastern extent of the range of buildings adjacent to the Porter Brook including the grinding workshops shown on Goad's 1896 plan. A grindstone, measuring 0.47m by 0.18m was recovered during machining of the trench. The grindstone had a round aperture, 0.1m in diameter. Natural clay was observed at about 2.2m from the surface of the trench.

Foundation pad 5 was located immediately between Foundation pads 1 and 2 in an area shown as including a steam engine and chimney on Goad's 1896 plan. The north-south running brick wall with sandstone foundations seen in Trench 1 was observed to continue south along the west-facing section of the trench. A contemporary east-west running wall was seen adjoining this wall in the south-facing section on the northern side of the trench. A considerable quantity of firebrick was noted in this area, some of which was initialled 'J.G.'. Natural clay was observed at about 2.2m from the surface of the trench.

Foundation pad 2 was located between Foundation pads 5 and 3. Two north-south running brick walls with sandstone foundations in the west- and east-facing sections

of the trench were joined by an east-west running wall traversing the south-facing section of the trench. The wall in the west-facing section was probably a continuation of the same wall observed in Foundation pads 1 and 5. The brick courses of all the walls appeared to be constructed of firebrick. The southern side of the trench was severely disturbed by east-west running services set in concrete. A piece of leather banding, possibly a belt drive from a grinding wheel (Hawley, pers. comm.), was recovered from the trench. Natural clay was observed at about 2m from the surface of the trench.

Building 8; 'Forge House'

Foundation pad 3 was located between Foundation pads 2 and 4 in an area of a building labelled 'Forge House' on Goad's 1896 plan. The trench contained large square and rectangular concrete block foundations, similar to those observed in the eastern half of Trench 7. Natural clay was observed at about 2m from the surface of the trench.

Foundation pad 4 was located in the south-eastern corner of the site. The continuation of the wall along the eastern side of the site, observed in Foundation pads 1, 5, 2 and 3, was seen in the west-facing section of the trench. The trench also contained large concrete block foundations, similar to those observed in Foundation pad 3. Between the foundations were brick dust, sandstone and gravel hardcore. Numerous services set in concrete were also present. Natural clay was observed at about 2m from the surface of the trench.

The extension of Trench 8 towards the north-eastern corner of the site revealed a north-south running brick arched culvert, probably a continuation of the same culvert observed in the extension of Trench 6 to the north. The culvert measured approximately 1m width and up to 2.5m in depth and was of similar construction to the culvert described above, with up to fifteen courses of brick visible in the side walls. The top of the culvert was approximately 1m from the yard surface. A grindstone, measuring 0.42m by 0.3m was recovered during machining of the trench. The grindstone had a round aperture, 0.12m in diameter.

Foundation pad 6 was located towards the south-western corner of the site, west of Trench 8 and east of Foundation pad 7. Underlying the concrete surface was a deposit of brick rubble, which in turn overlay natural clay. Structural remains comprised a single steel stanchion, set into reinforced concrete, on the eastern side of the trench.

Foundation pad 7 was located in south-western corner of the site, west of Foundation pad 6. A single east-west running brick wall was observed on the eastern side of the trench. To the north of this was a deep deposit of brick and stone rubble. A large stone object, possibly half of an arch, was seen lying on its side, in the south-facing section of the trench. To the south of the brick wall were several levelling layers.

The western range - standing building remains

Building 9 'Iron and steel warehouse with offices over'

Some of the only above ground elements of the Suffolk Works to survive were three sections of sandstone walling (200-202) observed on the lower ground floor of the Builders Centre building fronting Suffolk Road (**Figure AP1.7**). The walls would have formed part of the southern (200), eastern (201) and northern (202) extents of the building range fronting and running parallel to Suffolk Road, as shown on the 1850 (1st Edition) and 1889 Ordnance Survey maps (Sheet 294.12.2).

Wall 200 was the most substantial of the three walls, aligned east-west, and surviving along a length of 9.45m, up to 1.7m in height and 0.65m in width. The wall was rendered in a light reddish plaster, beneath which was whitewashed stonework. The wall was irregularly coursed with two faces (north and south) of rough sandstone blocks, the largest measuring 0.46m by 0.1m, separated by smaller angular packing stones. The stonework was bonded with a light grey lime-based mortar containing grit and charcoal inclusions. Later rebuilding of the site had disturbed the upper levels of the wall, surviving at a highpoint of 55.93mOD, and modern services truncated both the upper and lower levels. At its southern extent, wall 200 turned through 90° and ran north. This stretch of the wall (numbered 201), was almost completely removed by the demolition of the Builders Centre but was seen, prior to the demolition, extending for approximately 10m in a north-south direction. The wall, 0.58m in width, survived to a height of 1.76m.

Further north, an east-west aligned wall (202) appeared to form the northern extent of the same building. Again, the wall had been almost completely removed by the demolition of the Builders Centre but was seen, prior to demolition, extending for approximately 10m in an east-west direction. The wall, 0.52m in width, survived to a height of 1.8m, and was of identical construction to wall 200 described above. Later rebuilding had disturbed particularly the southern face of the wall.

Discussion

The earlier structural evidence and artefactual evidence within the main areas of trenching could also be related to the main working areas within the building ranges of the Suffolk Works. In particular, Trench 6 could be associated with the building range along the Porter Brook, Trench 7 with the range within the courtyard, and Trench 8 with the range of buildings backing onto Turner Street.

The remains identified along the northern extent of the site (Trenches 1, 2, 5 and 6), clearly related to the range of buildings alongside the Porter Brook. It was also within these trenches that the ground floor levels of the buildings of the Suffolk Works partially survived, and it was even possible to identify rooms within the buildings in certain areas. In most cases it was not possible to infer the function of a particular room without reference to map evidence. The most significant structural and artefactual evidence in this area of the site came from the eastern extents of Trench 6 and Trench

2. Here, the arrangement and presence of structural features and artefacts associated with grinding, and the correspondence of these remains with the map evidence, indicated this was the area of the grinding workshops, shown on Goad's 1896 plan as the 'brick arched grinding wheels'.

The concrete ramps and floors identified within the workshops or 'wheels' would have formed the extent of each 'trough' or 'trow' emplacement (the workspace rented by the grinders). Each trough would originally have been lined with wood (J. Unwin, pers. comm.), with a vertical 'splash' or 'squatting' board and side boards at the end of the trough to collect the grinders dust, or 'grindswarf' that was thrown off the grinding wheels. The troughs would have contained enough water to keep the stones permanently wet, to limit dust, and to prevent the blades being burnt during grinding. The grinding wheels were probably located towards the top of each ramp, with the axle/spindle that carried the stone housed in the walls either side of the ramp. The large hooks and chains at the top of each ramp, along the northern edges of Trenches 6 and 2, would have been used to hold the 'horsing' (large wooden block on which the grinder sat) in place. This evidence, together with the southward slope of the ramps, suggests that the grinders were sat at the top of the ramps, just beyond the northern edges of Trenches 6 and 2, facing into the courtyard.

The lack of *in-situ* wood and 'grindswarf' within the troughs, which were solely filled with demolition material, suggests that the linings had been robbed out at a later date. In contrast, those brick slots either side of the troughs which were not filled with foundation material, appear to have provided a convenient repository for the deposition of 'grindswarf', damaged knives and damaged machine parts. Thousands of pieces of metalwork were recovered from these slots, particularly damaged table knife blades, many of which had become fused together with 'grindswarf'. Other machine parts included several damaged spindles and grinding stones (cokes), predominantly earlier types with square apertures and square axles.

The wheels would have been driven by a belt and drive wheel mechanism running the length of the workshops, from east to west, and powered by a steam engine. Leather banding and spindles were recovered from the brick slots and ramps within the workshops, although no direct evidence for the engine was forthcoming, as this appears to have been located beyond the excavated trenches. The location of the engine is shown on Goad's 1896 plan, and the brick arched culvert, identified in the extensions of Trenches 6 and 8, and traversing the site from north to south, may well have provided the water necessary for the engine to operate. The culvert may also have supplied water for the workshops and other buildings. The northward direction of flow of water into the culvert, once it had been opened, towards the Porter Brook certainly suggests that water was being channelled into the site from the south, and probably had drains feeding into it from the buildings.

The other structural features within the workshops included the large sandstone blocks, which appear to have simply functioned as pads for pillar supports, or machine bases, although it was not possible to determine what those machines were. There was good evidence for continuous rebuilding within the workshops, with the upper levels of several walls rebuilt with different bricks and mortar mixes, and the addition of timber planking beyond the trows to the north. These alterations may simply have represented the realignment of machinery, but may even have been part of more radical alterations, such as a conversion from steam power to electricity. However, the available evidence was not sufficient to substantiate such interpretation.

Clearly most of the structural and artefactual evidence described above relates to the primary stages of the grinding process, known as 'rough grinding', and that this was

being undertaken at the lowest, ground level of the works. Stones and spindles relating to the later processes of 'whittening' and 'glazing' were also recovered from the workshops and it is possible that these activities, which followed on from rough grinding, were also carried out at ground floor level. There was little evidence from the workshops for the final processes, such as handle fitting, which suggests that this work was probably carried out in the upper floors of the buildings, above the workshops.

Beyond the workshops to the west, walls and floors defined several further rooms in the building range alongside the Porter Brook. However, working debris was generally absent, probably constantly removed from the floors. Moreover, the floors appear to have been continually rebuilt using different brick types and damaged grindstones, and the machine bases provided no clues as to the function of the machinery above them. Consequently, it is the map evidence and artefactual evidence that provide the only hints at the activities being carried out in particular rooms. For example, the location of Room 5 corresponds with a building annotated 'File Making' on Goad's 1896 plan, and investigations within the room produced an abundance of files. Damaged knife handles were also recovered from this room, perhaps indicating that handle fitting or bone working was being carried out in the vicinity. Forges are identified along much of the rest of the building on Goad's plan, but no direct evidence for these was forthcoming in the excavated areas.

The earlier structural and artefactual evidence from Trench 7 related to the range of buildings within the courtyard, although the short sections of walling that survived were difficult to interpret with any certainty and floor levels appeared to have been completely removed. The courtyard itself did not appear to have any permanent surfacing. All that survived were several interleaving levelling layers extending across much of the east of the trench, although these did contain a wide range of domestic and industrial ceramic vessels. The structural evidence at the eastern extent of the trench probably related to the southern extent of the grinding workshops and the buildings housing the chimney and steam engine. Again, however, little meaningful interpretation could be made of the few foundations that survived.

The remains identified along the southern extents of the site, particularly Trench 8, clearly related to the range of buildings backing onto Turner Street. The most significant and identifiable structural and artefactual evidence from the trench came from the 12-hole crucible furnace for the Suffolk Works and an adjacent room, both of which were preserved under the access ramp for the later Builders Centre.

Few other floor levels for the remaining buildings alongside Turner Street were identified. To the west of the furnace, the northern wall of a building range, probably facing into the courtyard, was identified, along with other foundations for the range. The layout of the buildings does not immediately correspond with buildings in the same location on Goad's 1896 plan, but probably represents the foundations of the tempering shop and the saw warehouse. The only deposit of note appears to have lain between two walls, perhaps separating the two buildings, and seems to have been used as a repository for the deposition of crucible waste.




Figure AP1.1. Plan of Trench 6 (east) and Trench 2, Building 1, Rooms 1-3

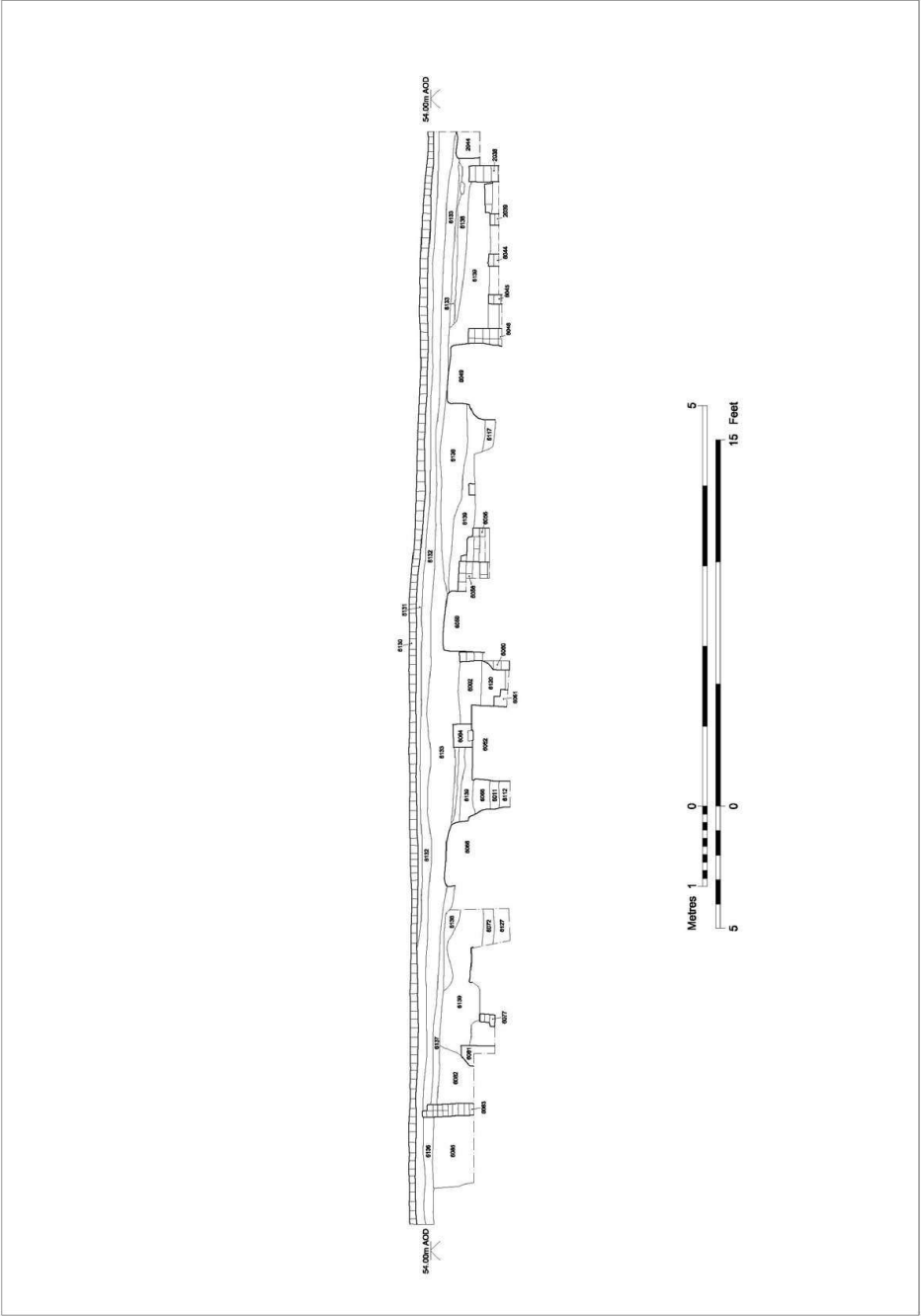


Figure AP1.2. South facing section of Trench 6, Room 1




Figure AP1.3. Plan of Trench 6 (west) and Trench 1 (north), Building 2, Rooms 5-8




Figure AP1.4. Plan of Trench 1 (south) and Trench 7 (west)




Figure AP1.5. Plan of Trench 8 (east), Building 5, Rooms 9-10

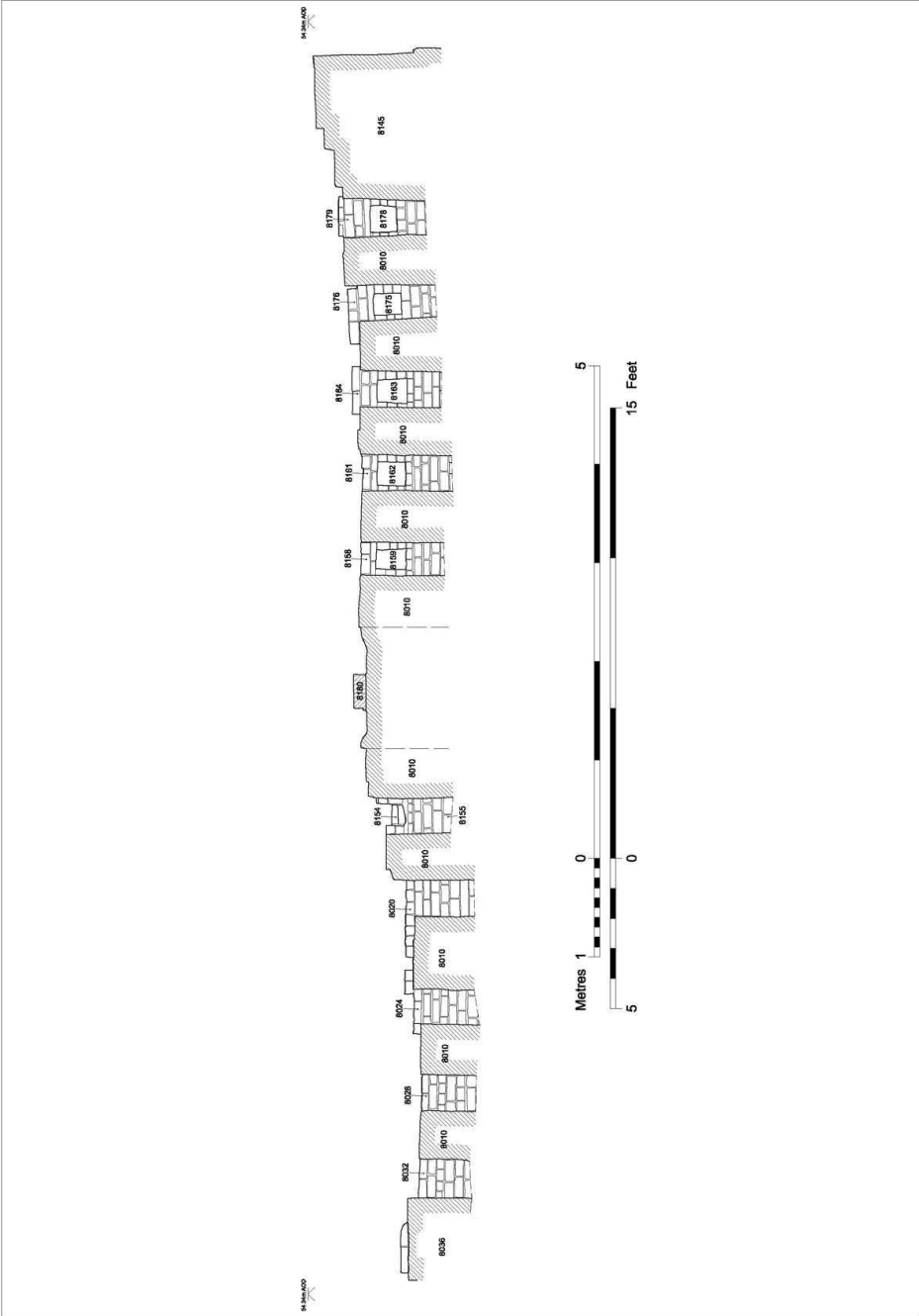


Figure AP1.6. Profile through the crucible furnace, Building 5, Room 10, looking south

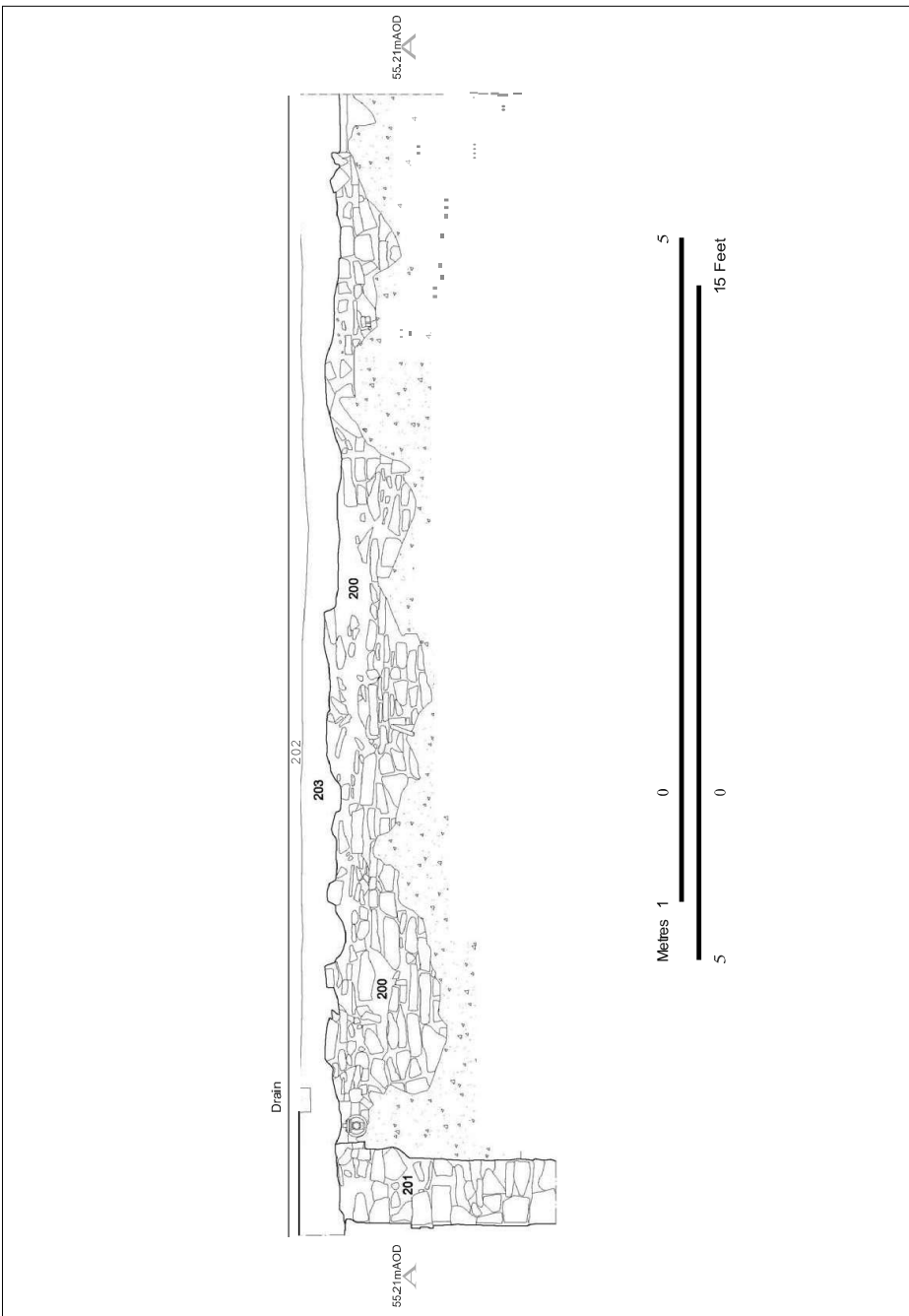


Figure AP1.7. North-facing elevation showing walls 200 and 201. Building 9

Context listings

A total of 180 contexts were recorded during the evaluation and 435 contexts during the excavation. Contexts were given unique numbers in relation to each trench number (Trench 1: 1000-1041; Trench 2: 2000-2082; Trench 4: 4000-4022; Trench 5: 5000-5031; Trench 6: 6000-6147; Trench 7: 7000-7102 and Trench 8: 8000-8183). An inventory of the contexts is provided below (**Table AP1.1**). Further contexts (100-102 and 200-204) were assigned to above ground standing building remains, identified towards the Suffolk Road frontage and along the existing border with the Porter Brook.

Context	Context type	Description
100	Structure	Northern boundary wall, western limit
101	Structure	Northern boundary wall, central portion
102	Structure	Northern boundary wall, eastern limit
200	Structure	Stone wall aligned E-W - External along Turner St - lower ground floor surviving in standing building
201	Structure	Stone wall aligned N-S external return of (200) - lower ground floor surviving in standing building
202	Structure	Stone wall aligned E-W - ?external lower ground floor - surviving in standing building
1000	Layer	Modern brick surface
1001	Layer	Hardcore
1002	Layer	Hardcore and concrete
1003	Layer	General cleaning of trench
1004	Structure	Brick and mortar floor
1005	Layer	Black gritty later directly below (1004)
1006	Layer	Brick filling?
1007	Structure	Brick and mortar wall, aligned E-W
1008	Structure	Sandstone wall, foundation to (1007)
1009	Structure	Brick and mortar wall, aligned N-S
1010	Structure	Sandstone wall, foundation to (1010)
1011	Structure	Sandstone paving, internal
1012	Structure	Brick and mortar ?footing/pillar base?
1013	Structure	Brick and mortar ?footing/pillar base?
1014	Structure	Corroded Fe, sub-rectangular shape
1015	Structure	Corroded Fe
1016	Structure	Brick and mortar wall, aligned N-S
1017	Structure	Sandstone wall, foundation for (1016)
1018	Layer	Demolition rubble
1019	Cut	Construction cut for (1020)
1020	Structure	Sandstone wall, foundation to brick wall
1021	Layer	Silty clay with leaching from above deposits - grubby natural
1022	Layer	Silty clay - natural
1023	Fill	Rubble backfill of (1019)
1024	Structure	Sandstone paving, internal

Context	Context type	Description
1025	Layer	Levelling sand
1026	Cut	Pipe trench
1027	Fill	Rubble backfill of (1026)
1028	Fill	Black gritty backfill of (1032)
1029	Fill	Clay and cobble backfill of (1032)
1030	Fill	Rubble backfill of (1032)
1031	Structure	Sandstone, brick and mortar wall, aligned N-S, poss. NW corner of off-shot building in courtyard
1032	Cut	Poss. construction cut for (1031)
1033	Layer	Clay – natural
1034	Fill	Demolition rubble, within (1032)
1035	Cut	Unsure - poss. trench for machine base
1036	Fill	Rubble backfill of (1035)
1037	Structure	Sandstone flag
1038	Deposit	Loose 'industrial residue'
1039	Structure	Wall – modern brick
1040	Structure	Man-hole – drainage trench
1041	Structure	Drain, sealed in concrete
2000	Layer	Modern brick surface
2001	Layer	Hardcore
2002	Layer	Hardcore and concrete
2003	Layer	General cleaning of trench
2004	Structure	Brick and mortar wall, aligned N-S, abuts sandstone block (2005)
2005	Structure	Large sandstone block with 2 Fe objects projecting from surface, poss. machine base or pillar base
2006	Structure	3 large sandstone blocks stacked vertically and mortared. Poss. machine base or pillar base
2007	Structure	Bricks and mortar, aligned E-W positioned between wall (2009) and sandstone block (2005)
2008	Structure	Bricks and mortar, poss. wall, north of sandstone block (2005), damaged
2009	Structure	Brick and mortar wall, aligned N-S, positioned just west of sandstone block (2006)
2010	Structure	Brick and mortar wall, aligned N-S, abuts sandstone block (2011), positioned just east of sandstone block (2013)
2011	Structure	Large sandstone block with 2 Fe objects projecting from surface, Poss. machine base or pillar base
2012	Structure	Bricks and mortar wall, aligned E-W; same as (2028)
2013	Structure	2 large sandstone blocks stacked vertically and mortared. Poss. machine base or pillar base
2014	Structure	Bricks and mortar southern boundary wall, aligned E-W, abuts sandstone block (2011)
2015	Structure	Concrete plinth, aligned N-S
2016	Fill	Demolition rubble within boundary (2011) (2012) (2014) (2015)
2017	Fill	Sandy silt deposit within channel, abutting (2011) (2012) (2014)
2018	Structure	Concrete casing for drain aligned E-W

Context	Context type	Description
2019	Layer	Black deposit overlying (2069)
2020	Layer	Brown grey clayey silt and rubble layer below boundary (2004) (2006) (2007) (2008)
2021	Fill	Greyish brown rubble silty sand within boundary (2010) (2013) (2014) (2025)
2022	Fill	Demolition rubble within boundary (2025) (2026) (2027)
2023	Fill	Demolition rubble within boundary (2031) (2032) (2033)
2024	Fill	Demolition rubble within boundary (2026) (2027) (2028) (2029) (2030) (2031) (2032) (2035)
2025	Structure	Bricks and mortar wall, aligned N-S, abuts? sandstone block (2013)
2026	Structure	Bricks and mortar wall, aligned E-W, abuts walls (2025) and (2027)
2027	Structure	Bricks and mortar wall, aligned N-S, abutted by wall (2026)
2028	Structure	Bricks and mortar wall, aligned E-W positioned between sandstone blocks (2015) and (2030). Same as (2012)
2029	Structure	Large sandstone block, loose. Poss. machine base or pillar base
2030	Structure	Large sandstone block, with 3 Fe objects projecting from surface, poss. machine base or pillar base
2031	Structure	Same as (2030)
2032	Structure	Bricks and mortar wall, aligned N-S, positioned just NE of sandstone block (2031)
2033	Structure	Bricks and mortar wall, aligned N-S, abuts sandstone block (2030)
2034	Structure	Bricks and mortar wall, aligned E-W, abuts sandstone block (2030)
2035	Structure	Bricks and mortar wall, aligned E-W; same as/continuation of (2028)
2036	Structure	Bricks and mortar wall, aligned N-S abutted by (2035)
2037	Structure	Bricks and mortar wall, aligned N-S abutted by (2035), built up against sandstone block (2030)
2038	Structure	Bricks and mortar wall, aligned N-S abuts (2034)
2039	Structure	Bricks and mortar wall, aligned N-S abuts (2034)
2040	Deposit	Demolition brick rubble
2041	Structure	Bricks and mortar wall aligned E-W; same as/continuation of (2028)/(2035)
2042	Fill	Dark grey blue slightly clayey silt backfill within boundary (2025) (2026) (2027)
2043	Fill	Yellow brown silty sand backfill within boundary (2025) (2026) (2027)
2044	Structure	Large sandstone block, poss. machine base or pillar base
2045	Fill	Yellow and grey clay backfill within boundary (2025) (2026) (2027)
2046	Fill	Greyish black gritty soot fill (poss. industrial waste) within boundary (2031) (2032) (2033)
2047	Fill	Yellow brown sandy silt fill within boundary (2031) (2032) (2033)
2048	Fill	Orange/yellow sandy silt fill within boundary (2031) (2032) (2033)
2049	Fill	Grey brown sandy silt fill within boundary (2031) (2032) (2033)
2050	Fill	Concrete surface sloping down from N to S, within boundary (2027) (2028) (2032) and to either side of (2066)
2051	Fill	Demolition rubble backfill within boundary (2025) (2026) (2027)
2052	Fill	Orange/yellow sandy silt fill within boundary (2025) (2026) (2027)
2053	Fill	Grey mortar layer/fill (2061), within boundary (2025) (2026) (2027)
2054	Fill	Brick floor surface, within boundary (2031) (2032) (2033)
2055	Fill	Demolition rubble backfill, within boundary (2030) (2034) (2035) (2039) (2040)

Context	Context type	Description
		(2041)
2056	Fill	Demolition rubble backfill in SW corner of trench, within boundary (2039) (2040)
2057	Fill	Demolition rubble backfill in SE corner of trench, within boundary (2036) (2041)
2058	Fill	Demolition rubble backfill, within boundary (2031) (2033) (2034) (2038) (2044)
2059	Fill	Dark grey black silt with occ. rubble, poss. backfill, within boundary (2034) (2038) (2039)
2060	Fill	Demolition rubble backfill, within boundary (2028) (2035) (2036)
2061	Layer	Brown grey clayey silt below walls (2025) (2026) (2027)
2062	Layer	Brown grey silty clay & rubble layer below channel boundary (2031) (2032) (2033)
2063	Fill	Demolition rubble within boundary (2004) (2005) (2008)
2064	Fill	Demolition rubble within boundary (2007) (2008) (2009) (2010) (2011) (2012)
2065	Fill	Demolition rubble within boundary (2008) (2012) and concrete casing for drain (2018)
2066	Structure	Bricks and mortar wall aligned N-S, positioned on concrete slope (2050)
2067	Structure	Sandstone block embedded into (2024)/(2060) function not known
2068	Structure	Large sandstone block, 1 Fe and wooden object projecting from surface, south of wall (2012), poss. machine/pillar base
2069	Structure	Concrete floor surface within boundary (2011) (2012) (2014)
2070	Structure	Large sandstone block, dislodged, poss. machine/column base, positioned south of wall (2008)
2071	Structure	Large sandstone block, dislodged and broken, poss. machine/column base, positioned south of wall (2008)
2072	Fill	Demolition rubble backfill, within boundary (2010) (2011) (2073)
2073	Structure	Bricks and mortar wall, aligned N-S
2074	Structure	Bricks and mortar wall, aligned N-S, abuts (2007)
2075	Fill	Demolition rubble backfill, within boundary (2007) (2009) (2074)
2076	Fill	Demolition rubble backfill, within boundary (2004) (2005) (2077)
2077	Structure	Bricks and mortar wall, aligned N-S
2078	Layer	Grit bedding layer for concrete (2002)
2079	Layer	Concrete and rubble below (2078)
2080	Layer	Concrete and rubble below (2002), positioned in SE extension of trench
2081	Layer	Orange brown silty sand and rubble, positioned in SE extension of trench
2082	Layer	Large concrete block protruding slightly from W facing section, SE corner of trench, poss. machine/column base
4000	Layer	Concrete - current surface of courtyard
4001	Layer	Modern brick surface
4002	Layer	Concrete and hardcore - levelling for current courtyard surfaces (4000) (4001)
4003	Layer	Demolition rubble used as levelling for (4000) (4001) (4002)
4004	Layer	Black gritty silty clay and rubble same function as (4003)
4005	Structure	Brick built culvert aligned E-W
4006	Structure	Sandstone blocks capping culvert (4005)
4007	Layer	Black and orange gritty cinder waste, heavily truncated by (4008) and modern drains, purpose unknown

Context	Context type	Description
4008	Cut	Possible cut for (4005)
4009	Layer	Black gritty cinder and compact sandstone, cut by (4008), purpose unknown
4010	Structure	Sandstone paved floor surface, S of trench situated on E and W side of wall (4015), damaged
4011	Deposit	Black brown silty clay and gritty cinder, respects wall boundary (4012) (4013) (4014), probably levelling
4012	Structure	Crude bricks and mortar wall/levelling, aligned E-W
4013	Structure	Crude bricks and mortar wall, aligned N-S
4014	Structure	Large sandstone blocks sat on (4012), aligned E-W
4015	Deposit	Dark grey silty clay observed in section only, possibly a levelling/build-up deposit
4016	Layer	Demolition rubble used as levelling, observed in section
4017	Layer	Demolition rubble used as levelling, observed in section
4018	Layer	Demolition rubble used as levelling, observed in section
4019	Layer	Demolition rubble used as levelling, observed in section
4020	Layer	Yellow silty clay and sandstone – redeposited natural
4021	Layer	Rubble layer used as levelling
4022	Layer	Natural silty clay
5000	Layer	Modern brick surface
5001	Layer	Hardcore
5002	Layer	Concrete and hardcore - levelling for current courtyard surfaces (5000) (5001)
5003		Cancelled
5004	Structure	Same as (5005)
5005	Structure	Bricks and grey silty cinder laid as levelling
5006	Structure	Sandstone flags, paved floor surface inc. † large mill stone fragment
5007	Layer	Dark grey gritty cinder and rubble deposit, below (5004)
5008	Fill	Grey brown clayey silt and rubble backfill/packing for (5009) (5010), underlies (5006) (5007),
5009	Structure	Sandstone blocks, clay and mortar bonding - foundation for (5012) aligned N-S
5010	Layer	Asphalt used below and to fill gaps in (5006)
5011	Structure	Sandstone blocks, clay and mortar bonding - foundation for (5013), bonded to (5009), aligned E-W
5012	Structure	Bricks and mortar wall, aligned N-S
5013	Structure	Bricks and mortar, aligned E-W, bonded to foundation (5011)
5014	Structure	Concrete floor surface
5015	Structure	Sandstone flags, paved floor surface, abuts (5014)
5016	Structure	Rectangular concrete slab, poss. repair to (5015)
5017	Structure	Bricks and mortar square built structure, prob. utility/inspection hole
5018	Cut	Pipe trench
5019	Fill	Grey gritty sandy silt backfill of (5018)
5020	Structure	Service pipes leading into (5017)
5021	Structure	Bricks and mortar wall
5022	Structure	Large concrete block with Fe object, prob. footing for building support

Context	Context type	Description
5023	Structure	Square concentration of half bricks – purpose unknown
5024	Structure	Bricks, cobbles and metal blocks used as floor/hardstanding
5025	Deposit	Grey brown clayey silt and rubble levelling/make-up layer
5026	Layer	Very compacted white sandy silt/mortar lens, prob. seals (5027)
5027	Deposit	Light brown silty clay - poss. redeposited natural, poss. Used as make-up layer for floor?
5028	Structure	Bricks and mortar base of buttress
5029	Structure	Sandstone blocks, clay and mortar bonding - foundation for (5014) (5028) aligned N-S
5030	Structure	Concrete surround for drain pipe
5031	Layer	Dark grey sandy silt gritty with CBM flecks underlies (5014), make-up/levelling layer
6000	Structure	Concrete yard surface covering site
6001	Fill	Sooty black rubble backfill
6002	Fill	Mid-brown rubble concreted backfill beneath (6001)
6003	Fill	Light brown stony rubble foundation deposit
6004	Fill	Yellow rubble foundation deposit (abuts (6068))
6005	Fill	Black rubble
6006	Structure	Red brick levelling surface
6007	Fill	Gritty black backfill, CBM rich
6008	Fill	Grey silty backfill
6009	Structure	Red brick wall orientated N-S
6010	Structure	Red brick levelling surface, disturbed by concrete stanchion
6011	Structure	Red brick wall orientated N-S
6012	Structure	Red brick built pillar footing
6013	Structure	Red brick floor
6014	Fill	See 6113
6015	Cut	Beam slot with surviving wooden beam fragments
6016	Fill	Brick rubble demolition debris
6017	Fill	Same as 6016
6018	Deposit	Dark brown/black silty clay above concrete floor
6019	Fill	Dark brown silty clay fill of brick chamber
6020	Deposit	Mid brown sandy, gritty foundation or levelling
6021	Structure	Red brick wall above a concrete base
6022	Structure	Red brick wall
6023	Structure	Red brick wall
6024	Structure	Concrete floor beneath (6022)
6025	Structure	Concrete floor with 'pegs'
6026	Structure	Stepped wall foundation
6027	Structure	Concrete block
6028	Structure	Concrete surface under (6026)
6029	Structure	Concrete floor

Context	Context type	Description
6030	Structure	Square brick built pit
6031	Deposit	Mid-brown redeposited fill
6032	Deposit	Blackened sandy silt
6033	Structure	Sandstone wall
6034	Structure	Red brick wall
6035	Structure	Red brick wall
6036	Structure	Doorway comprising 2 sandstone blocks
6037	Structure	Sandstone floor (north of 6034)
6038	Structure	Red brick floor (south of 6034)
6039	Layer	Red brick levelling
6040	Layer	Red brick levelling
6041	Deposit	Black sooty deposit above (6038)
6042	Deposit	Black sooty deposit – same as (6041)
6043	Structure	Concrete floor
6044	Structure	Red brick wall
6045	Structure	Red brick wall
6046	Deposit	Mixed dark grey silt with brick rubble
6047	Structure	Red brick wall
6048	Structure	Red brick wall
6049	Structure	Sandstone foundation wall
6050	Deposit	Orange brown pebbly silt
6051	Structure	Red brick wall
6052	Deposit	Dark brown silty sediment
6053	Structure	Red brick wall
6054	Structure	Sloping concrete floor
6055	Structure	Red brick wall
6056	Structure	Red brick wall
6057	Deposit	Dark brown silty mixed deposit
6058	Structure	Red brick wall
6059	Structure	Sandstone foundation wall
6060	Structure	Red brick wall
6061	Structure	Red brick wall
6062	Structure	Concrete ramp
6063	Structure	Red brick wall
6064	Structure	Concrete block and red brick wall
6065	Structure	Red brick wall
6066	Deposit	Friable gritty dark grey mortar fill with mortar inclusions
6067	Structure	Red brick wall
6068	Structure	Sandstone wall
6069	Structure	Red brick wall aligned N-S
6070	Structure	Red brick wall

Context	Context type	Description
6071	Structure	Red brick wall
6072	Deposit	Orange brown clay-silt
6073	Structure	Concrete floor
6074	Cut	For wall within (6073)
6075	Structure	Brick wall. Joins (6067) and (6069)
6076	Structure	Red brick wall as (6075)
6077	Structure	Red brick wall
6078	Structure	Red brick wall
6079	Structure	Red brick wall
6080	Deposit	As (6072)
6081	Structure	Red brick wall
6082	Deposit	Mid-brown gritty sandy silt
6083	Structure	Red brick wall
6084	Structure	Red brick wall
6085	Deposit	Dark brown sandy silt with pebbles, CBM and mortar inclusions
6086	Structure	Sandstone wall
6087	Structure	Sandstone wall
6088	Structure	Small rectangular brick structure with sandstone footing
6089	Structure	Rectangular brick chamber
6090	Structure	Concrete surface oriented E-W
6091	Structure	Brick wall
6092	Structure	Sandstone paving floor
6093	Structure	Brick wall
6094	Structure	Blackened, re-used brick floor
6095	Structure	Brick floor
6096	Structure	Brick levelling surface
6097	Structure	Paved sandstone floor
6098	Structure	Brick wall
6099	Structure	Brick floor
6100	Structure	Paved floor
6101	Structure	Brick wall
6102	Structure	Red brick demolition debris re-used as levelling
6103	Deposit	Clayey sand beneath (6052)
6104	Deposit	Orange sandy clay deposit
6105	Structure	Red brick wall
6106	Deposit	Orange sandy clay
6107	Structure	Red brick sub-rectangular structure
6108	Deposit	Thick concrete layer
6109	Deposit	Orange-brown silty clay
6110	Deposit	Yellow grey silty clay loam
6111	Deposit	Orange sandy clay

Context	Context type	Description
6112	Deposit	Grey-brown silt beneath (6111)
6113	Deposit	Dark brown/black sand
6114	Deposit	Dark brown sandy silt
6115	Structure	Dark brown sandy silt
6116	Structure	Wooden floor
6117	Deposit	Rubble deposit above (6116)
6118	Structure	Wooden floor north of (6047)
6119	Deposit	Grey silt above wooden floor (6118)
6120	Deposit	Dark brown sandy silt between walls (6060) and (6061)
6121	Deposit	Orange brown clayey sand
6122	Deposit	Mortar deposit beneath (6121)
6123	Structure	Brick floor beneath (6104)
6124	Deposit	Same as (6113)
6125	Deposit	Same as (6113)
6126	Deposit	Below (6113), (6124), (6125)
6127	Deposit	Degraded mortar
6128	Deposit	Mid brown silty clay
6129	Deposit	Grey brown silt with sandstone cobble inclusions
6130	Structure	Brick yard surface
6131	Deposit	Sand packing under (6130)
6132	Deposit	Grey aggregate packing under (6131)
6133	Deposit	Yellow-grey aggregate under (6132)
6134	Layer	Concrete layer between (6068) and (6059)
6135	Deposit	Red packing material beneath (6134)
6136	Deposit	Yellow concrete layer over (6085)
6137	Layer	Concrete layer with high frequency of brick over (6082)
6138	Deposit	Loose brick rubble
6139	Deposit	Late demolition rubble similar to (6002)
6140	Deposit	Mid grey reddish brown sandy foundation deposit
6141	Deposit	Yellow-brown clay foundation
6142	Deposit	Grey brown sandy clay foundation deposit
6143	Deposit	Yellow brown sandy clay foundation deposit
6144	Structure	Red brick wall
6145	Structure	Small room/workshop
6146	Structure	Sandstone foundation
6147	Structure	Sandstone foundation
6148	Cut	For wall (6083)
7000	Deposit	Rubble layer cut by culvert
7001	Deposit	Brick rubble
7002	Deposit	Dark brown /black rubble deposit
7003	Structure	Sandstone wall

Context	Context type	Description
7004	Structure	Sandstone floor
7005	Structure	Brick 'inner' wall
7006	Structure	Rectangular brick structure
7007	Structure	As (7006)
7008	Layer	Mid-grey clay
7009	Deposit	Rubble backfill
7010	Layer	Mid-brown silty clay
7011	Layer	Yellow clay
7012	Layer	Cleaning layer
7013	Structure	Sandstone wall
7014	Layer	Clay-mixed rubble
7015	Layer	Black cinder material below (7014)
7016	Layer	Iron filing rich layer
7017		Context not assigned
7018	Layer	Rubble layer south of (7013)
7019	Layer	Black sooty layer
7020	Layer	Mid-brown clay
7021	Layer	Yellow compact clay
7022	Deposit	Blue-grey clay
7023	Layer	Yellow-brown clay
7024	Layer	Brick/modern yard surface
7025	Layer	Hardcore and cement
7026	Layer	Broken concrete and brick rubble
7027	Deposit	Cobbles and brick rubble
7028	Layer	Orange-brown clay
7029	Layer	Black cinder/gritty material
7030	Layer	White mortar
7031	Layer	Agglomerate layer of clay, grit, ash and rubble forming a levelling layer
7032	Structure	Concrete block
7033	Layer	Sandy clay natural substrate
7034	Cut	Shallow, irregular cut of unknown function
7035	Structure	Reinforced concrete below (7025)
7036	Structure	Concrete edging
7037	Layer	Black/dark-brown deposit
7038	Layer	Thin brown layer between (7039) and (7035)
7039	Structure	Heterogeneous concrete below (7038)
7040	Structure	Red brick structure
7041	Structure	Concrete drainage gutter
7042	Structure	Concrete bedding for (7041)
7043	Layer	Hardcore base for (7041) and (7042)
7044	Cut	U-shaped cut for (7043)

Context	Context type	Description
7045	Deposit	Mix of silty clay, black grit and lime mortar rubble debris
7046	Fill	Fill of drain (7047) and (7048)
7047	Structure	Ceramic drain pipe
7048	Structure	Mortar base for (7047)
7049	Structure	Red brick structure in south-facing section
7050	Layer	Mixed brown/orange sandy silt with coal inclusions
7051	Layer	Mixed brown/orange sandy silt/clay with coal inclusions
7052	Layer	Light-grey below (7044), (7050) and (7051)
7053	Layer	Thin brick dust
7054	Layer	Mixed layer sandy clay loam similar to (7051)
7055	Layer	Black/dark grey highly fragmented coal mixed with brown sandy clay
7056	Layer	Yellow sandy clay with degraded sandstone
7057	Deposit	Mixed, poorly defined silty clay
7058	Layer	Orange layer below (7055) and (7057)
7059	Layer	Grey layer below (7025)
7060	Layer	Pale brown clayey sand
7061	Cut	Foundation cut for wall (7013)
7062	Cut	Recent cut filled with rubble, cuts (7013)
7063	Fill	Rubble fill of (7062)
7064	Layer	Concrete
7065	Layer	Reinforced concrete
7066	Structure	Brick manhole and drain
7067	Fill	Rubble backfill into (7068)
7068	Cut	Construction cut
7069	Layer	Brick fragments/ rubble
7070	Layer	Agglomerate layer of sandy clay, sand and grit for levelling
7071	Structure	Brick 'structure'; N-S aligned
7072	Structure	Brick 'structure'; E-W aligned
7073	Layer	Mid-brown sandy silt
7074	Deposit	Orange sandy clay loam
7075	Structure	Concrete block
7076	Structure	Concrete block
7077	Structure	Concrete block
7078	Structure	Concrete block
7079	Structure	Concrete block
7080	Deposit	Mixed brown silty clay with stone and CBM fragments
7081	Deposit	Compacted red sandy clay
7082	Fill	Rubble backfill of service trench
7083	Structure	Brick wall
7084	Layer	Fine brick rubble/dust
7085	Structure	Concrete culvert

Context	Context type	Description
7086	Structure	Middle concrete culvert
7087	Structure	Third concrete culvert
7088	Fill	Rubble fill of (7087)
7089	Structure	Square concrete box associated with (7087)
7090	Layer	Black mottled sediment below (7084)
7091	Layer	Yellow sandy-clay
7092	Layer	Brown rubble
7093	Structure	Drain with concrete capping
7094	Structure	Brick built wall
7095	Fill	Rubble backfill
7096	Layer	Mortar layer
7097	Structure	Brick wall
7098	Deposit	Rubble layer
7099	Deposit	Grey layer
7100	Deposit	Mid grey silty clay
7101	Layer	Brown silty sand below (7090)
7102	Deposit	Dark grey-brown silty clay
8000	Layer	Reinforced concrete layer covering extent of trench
8001	Layer	Lower concrete layer
8002	Layer	Pink hardcore
8003	Layer	White hardcore
8004	Layer	Brick rubble backfill
8005	Structure	Brick and stone hardcore levelling
8006	Structure	N-S aligned brick wall (analogous with (8040))
8007	Layer	Thin, dark-brown silt
8008	Structure	Large stone blocks
8009	Layer	Dark black silt
8010	Structure	Brick structure (possible furnace base)
8011	Structure	Sandstone wall
8012	Layer	Mid brown pebbly silty sand
8013	Layer	Dark brown gritty silt
8014	Layer	Yellow mottled sandy clay
8015	Structure	Square brick structure; man-hole?
8016	Layer	Clay layer filling possible cut for drain or man-hole
8017	Structure	Drain pipe
8018	Structure	Four sided brick structure of unknown function
8019	Structure	N-S brick wall, same as (8038)
8020	Structure	Rectangular brick pit (furnace base)
8021	Fill	Reddish-pink sandy clay
8022	Structure	Square brick pit/slot
8023	Structure	Brick built rectangular flue

Context	Context type	Description
8024	Structure	Rectangular brick pit/slot
8025	Fill	Dark grey sandy silt
8026	Structure	Square brick lined chamber
8027	Fill	Pinkish-red silty sand
8028	Structure	Rectangular brick built chamber
8029	Fill	Dark grey sandy silt
8030	Structure	Square brick-lined slot
8031	Fill	Black-blue gritty sand
8032	Structure	Rectangular brick built deep pit
8033	Fill	Dark grey sandy silt
8034	Structure	Small square brick built slot
8035	Fill	Blue-black gritty sand mortar
8036	Structure	Brick built external/foundation for external wall
8037	Fill	Blue-black gritty sand
8038	Structure	N-S brick wall
8039	Structure	N-S brick wall
8040	Structure	N-S brick wall
8041	Structure	E-W brick built parting wall
8042	Structure	E-W sandstone foundation wall
8043	Layer	Brick built levelling surface
8044	Layer	Sandstone rubble
8045	Structure	Concrete floor
8046	Layer	Rubble backfill
8047	Deposit	Compacted yellow mixed clay/rubble layer
8048	Layer	Thin layer of brick rubble
8049	Layer	Thin layer of brick rubble below (8047)
8050	Layer	Yellow silty clay natural substrate
8051	Layer	Concrete layer within brick built chamber (8024)
8052	Layer	Fused metal layer at the base of (8024)
8053	Fill	Greyish yellow mixed silty clay with brick rubble
8054	Layer	Fused metal layer at the base of (8020)
8055	Structure	E-W running brick wall
8056	Layer	Fused metal layer at the base of (8032)
8057	Fill	Reddish-pink silty sand
8058	Fill	Mixed yellow sandy clay with brick rubble
8059	Fill	Red sandy deposit, with possible heat alteration
8060	Fill	Mixed yellow sandy clay with brick rubble
8061	Fill	Blackened mortar
8062	Deposit	Black cinder deposit within part of (8015)
8063	Layer	Rubble layer within and beside (8015)/demolition debris
8064	Layer	Yellow-brown silty clay with rubble backfill

Context	Context type	Description
8065	Cut	Possible foundation cut with uneven base
8066	Deposit	Fine silty brown earth deposit below (8067)
8067	Structure	Large sandstone blocks, same as (8008)
8068	Structure	Brick structure of unknown function
8069	Layer	Blackened rubble layer with burnt ashen deposit
8070	Layer	Light brown sandy silt
8071	Layer	Black sooty rubble layer
8072	Deposit	Green slag rich deposit
8073	Deposit	Lens of burnt sand within (8068) with possible heat alteration
8074	Layer	Brown silty clay natural substrate
8075	Layer	Fused metallic layer at the base of (8028)
8076	Layer	Gritty dark brown silty sand underlies (8020, 8024, 8028, 8032)
8077	Structure	Brick wall keyed into (8010) and (8055)
8078	Deposit	Greyish black gritty silt and rubble ?backfill between walls (8088) and (8079)
8079	Structure	Sandstone wall aligned N-S - part of large building on S side of site
8080	Fill	Light grey sandy clay fill of pit (8096)
8081	Deposit	Brown clay deposit overlying subsoil (8089), same as (8083)
8082	Fill	Mid brown sandy silt fill between walls (8085, 8086 and 8087)
8083	Deposit	Mid brown sandy silt deposit overlying subsoil (8089), same as (8081)
8084	Deposit	Dark greyish brown gritty clay and rubble deposit banked against wall (8079) ?levelling
8085	Structure	Sandstone wall aligned E-W - external - along edge of Trench 8
8086	Structure	Sandstone interior wall aligned N-S between exterior wall (8085) and interior wall (8087)
8087	Structure	Sandstone interior wall aligned E-W joining (8086)
8088	Structure	Sandstone interior wall aligned N-S
8089	Deposit	Natural boulder clay appearing in pockets along base of trench
8090	Structure	Sandstone exterior wall aligned N-S
8091	Deposit	Mid-grey sandy loam and rubble - packing around wall (8090)
8092	Structure	Stone floor - flagstones between wall (8090) and concrete surface (8095)
8093	Structure	Brick wall aligned N-S
8094	Structure	Brick wall aligned E-W
8095	Structure	Concrete ?floor
8096	Cut	Large sub-circular pit filled by (8080) and (8099)
8097	Cut	Construction cut from wall (8090)
8098	Cut	Service cut for manhole
8099	Deposit	Reddish black brick fill in (8096)
8100	Deposit	Medium brown fill of walls (8086) and (8103)
8101	Deposit	Dark brown/black deposit
8102	Deposit	Medium brown backfill for wall (8102)
8103	Structure	Brick wall aligned N-S

Context	Context type	Description
8104	Structure	Stone wall aligned E-W. Possible continuation of (8085)?
8105	Cut	N-S linear service trench
8106	Fill	Fill of service trench (8105)
8107	Structure	Brick wall aligned N-S - set in concrete
8108	Cut	SW-NE aligned cut for drain
8109	Fill	Fill of service trench (8109)
8110	Deposit	Disturbance from drain construction (8109)
8111	Cut	Foundation cut for wall (8088)
8112	Fill	Backfill in cut (8111)
8113	Layer	Compacted layer - possible surface between walls (8079) and (8088)
8114	Deposit	Dark brown sandy silt - backfill in room (8137)
8115	Structure	Concrete
8116	Deposit	Brick rubble below concrete
8117	Deposit	Lower brick rubble in Section No.56
8118	Structure	Stone wall aligned N-S
8119	Structure	Stone wall aligned E-W
8120	Fill	Fill of furnace slot (8158)
8121	Fill	Fill of furnace slot (8161)
8122	Fill	Fill of furnace slot (8164)
8123	Fill	Fill of furnace slot (8176)
8124	Fill	Fill of furnace slot (8179)
8125	Fill	Fill of chimney (8156)
8126	Fill	Fill of chimney (8159)
8127	Fill	Fill of chimney (8162)
8128	Fill	Fill of chimney (8174)
8129	Fill	Fill of chimney (8177)
8130	Deposit	Black fill west of wall (8132)
8131	Deposit	Black cindery fill below (8114) within Room (8137)
8132	Structure	Stone wall aligned N-S
8133	Structure	Stone wall aligned E-W (internal)
8134	Fill	Lower fill of furnace slot (8162)
8135	Structure	Fireplace - within wall (8146)
8136	Structure	Infill of fireplace (8135) inc: grill, etc.
8137	Structure	Room - containing (8135), etc.
8138	Structure	Brick foundations in (8137) under (8131)
8139	Cut	Robber cut for stone slabs (8140) - filled by (8114)
8140	Structure	Stone slab floor in Room (8137)
8141	Structure	Brick wall - extension to furnaces (8010)
8142	Cut	Service trench aligned N-S for drain (8143) in Room (8137) - cuts into natural
8143	Structure	Brick built drain within Room (8137)
8144	Deposit	Fill of service trench (8143)

Context	Context type	Description
8145	Deposit	Fill of service trench (8142) sealed by (8131)
8146	Structure	West end wall of furnace (8010) - same as (8132)
8147	Deposit	Render under (8140)
8148	Fill	Fill in furnace slot (8155)
8149	Fill	Lower fill of furnace slot (8155)
8150	Cut	Square slot filled by (8130) and bounded by walls (8151) and (8132)
8151	Structure	Sandstone wall aligned N-S
8152	Fill	Fill in furnace flue (8154)
8153	Structure	Chimney base
8154	Structure	Flue
8155	Structure	Furnace slot
8156	Structure	Chimney base
8157	Structure	Flue
8158	Structure	Furnace slot
8159	Structure	Chimney base
8160	Structure	Flue
8161	Structure	Furnace slot
8162	Structure	Chimney base
8163	Structure	Flue
8164	Structure	Furnace slot
8165	Structure	E-W Building along Turner Street
8166	Fill	Brown silty fill
8167	Layer	Yellow Natural clay
8168	Structure	Blockings in Furnace slots
8169	Structure	Extensions on Furnace slots
8170	Layer	Rubble layer south of (8137)
8171	Layer	Rubble layer south of (8137)
8172	Layer	Rubble layer south of (8137)
8173	Layer	Rubble layer south of (8137)
8174	Structure	Chimney base
8175	Structure	Flue
8176	Structure	Furnace slot
8177	Structure	Chimney base
8178	Structure	Flue
8179	Structure	Furnace slot
8180	Structure	Modern light grey brick wall aligned N-S above, bonded by and below concrete
8181	Layer	Between (8048) and (8049)
8182	Structure	Sandstone wall foundation
8183	Structure	Fireplace
8184	Structure	Concrete drain

Table AP1.1. Context Listing

Appendix 2. Material culture of the industry

Table knives and Flatware, by Alison Walster, Dr Hugh Willmott, Rowena Gale

Of the 4,167 metal finds from the Suffolk Works (**Table AP2.1 [archive]**), it is possible to identify a total of 1,049 items of table blades, flatware, other cutlery and handles from 41 stratified contexts (**Tables AP2.2 - AP2.4**). Furthermore, the table blades from the four contexts (2023), (2059), (6046) and (6052) have been examined visually and x- radiographically. The results of this work are described and discussed below.

The Blades by Alison Walster and Dr Hugh Willmott

Characterisation of the assemblage

Most of the identifiable metal artefacts were knife blades, mostly of stainless steel and thought to have been manufactured towards the end of the life of the factory in the 1950s. Of these, table knives comprised the largest group, with bread and carver blades the next largest. The table blades were of two main shapes, straight and slipper, with the two most common bolster types being of the flush or egg waterloo varieties. The tang types were mainly short and round, although examples of more unusual ones were represented, for example, flat whittle and through tangs. Some of the table blades show evidence of being stamped out, with examples of the sheet scrap being found within the assemblages. Many of the blades have been ground but are defective, showing signs of over-grinding or burning, "some appearing almost as thin as wafer razor blades" (Unwin and Hawley 2002, 26).

It was further noted that few examples of pocket knives were identified, although interesting fragments relating to their manufacture included some stamped out blades, scrap from stampings and a scale, depicting Blackpool Tower.

The table blades

The catalogue of the excavated table blades is given in **Table AP2.2** and the distribution of the blades is shown in **Figures 51 and 61** (see also **Table AP2.5**) 954 of these blades came from comprised table blades (the term 'table blades' is used here in its widest sense to mean blades used for the preparation of food, as opposed to others, for example scissor or pocket knife blades). It should be mentioned that these contexts also contained large numbers of broken blade and tang fragments, which are not included in the catalogue, due to the selection methodology. As might be expected, almost all of the blades came from Trenches 2 and 6 from the contexts around the grinding wheel. A small number also came from Trench 8. No stratified blades were found in Trenches 1, 4, 5 or 7.

Using the data from the **Tables AP2.1 and AP2.2**, it is possible to quantify some of the observations made by Unwin and Hawley (2002, 26). For example, table knives (**Figure AP2.1**) form the largest group, there being 800 in total, comprising 394 table blades, 360 dessert blades and 46 afternoon tea blades. It is further possible to add

that of the table knife blades, there were 347 straight, 37 slipper and 9 scimitar shaped blades and within these, 156 egg waterloo bolsters, 212 flush, 9 yankee, 4 oval hollow and 1 hollow rectangular bolster. Four of the blades had whittle tangs (**Figure AP2.2**) and therefore, no bolsters. Of the dessert knife blades, there were 309 straight, 50 slipper and 1 scimitar, with 176 egg waterloo, 179 flush and 3 oval hollow bolsters identified. The afternoon tea knives comprised 10 straight, 33 slipper and 3 scimitar shaped blades, with 35 egg waterloo bolsters, 8 flush and 1 whittle tang.

As previously mentioned, only one complete, finished knife, with handle and maker's mark was found within the assemblages, from context (6046) (**Figure 63**), although several incomplete examples, with broken blades, were also identified. In addition, two unfinished but complete, one-piece stainless steel knives with metal handles were found in contexts (6066) and (6120). These both appeared to have been rough-ground. 10 other blades were identified with etched-on maker's marks, which included those of Thomas Turner, Wingfield Rowbotham and Viners (**Figure 65**). These are detailed in the catalogue.

Of the variety of other types of table knives, the data shows that there were 60 carver blades (with 8 egg waterloo (**Figure AP2.3**) and 50 flush bolsters), 28 bread (15 with whittle tangs), 22 assorted 'provision', 17 oyster (all with flush bolsters and round tangs), 8 cheese (7 egg waterloo, 1 flush), 4 kitchen/parer (all whittle tanged), 3 butcher (1 with scale tang), 2 palette (1 with scale tang), 2 fish (**Figure AP2.4**), 1 cleaver/butcher, 1 fruit and 1 cake server

A small number of table blades came from the holes in the crucible furnaces in Trench 8. Most of these appeared to be 'as stamped' and were found in association with scraps from blade stampings and nickel silver flatware blanks and scrap.

From the above analyses, it is possible to say that the range and quantity of blades described above is typical of a general cutlery manufacturer, demonstrating that the largest group of items, i.e. the table blades, correspond with the main products of the factory, with the quantities of other varieties being much smaller.

It was not possible to complete the photography of all of the items of interest within the assemblages, due to time restrictions imposed by this research project, therefore, for later use, items of special interest have been marked with a double star (**) in the 'other information' column in the catalogue and on their respective finds bags. These include all trademarked blades, complete (or almost complete) items, unique items and any good examples of the more common items.

The X-radiographic and Visual Examination of the blades

Having made a preliminary visual identification of all of the blades for the catalogue, a more thorough visual examination of the blades from the selected contexts detailed above (2023), (2059), (6046) and (6052) was undertaken, in conjunction with x-radiographic analysis. This involved the examination of 552 identified blades, together with the many other broken blade and tang fragments from each context, in unison

with the 34 x-ray plates of the items.

The main aim of this exercise was to see if it was possible to identify any evidence of the different stages in the manufacturing process (for example, grinding, glazing, polishing etc.) on the surfaces of the blades, which might indicate the stage of production that they had reached. These assemblages were also examined for evidence of any trends in manufacturing defects, which might explain the cause of the large number of unfinished and broken blades.

As might have been expected from items stamped out from rolled homogeneous bar, the stainless steel blades generally display a fairly uniform, flat grey appearance on the x-ray film, in comparison with x-rays of their carbon steel counterparts, which have much more contrast due to the different densities within the metal and corrosion products.

Disappointingly, it was also noticed that none of the makers' marks were particularly visible on the x-ray plates (these were only slightly visible using an extremely bright light box), compared with those of earlier blades. The reason for this is due to the fact that the earlier marks were originally stamped onto the blade, which changed the physical structure of the metal in that area, therefore making it visible on the x-ray. Conversely, the makers' marks on the stainless steel examples are all etched on, using a combination of acids, which only remove a small amount of metal from the surface of the blade and do not cause any deformation of structure, thereby making the mark less visible.

One of the main problems encountered whilst looking at the blades and x-rays was the fact that it was often difficult to differentiate between original defects in the metal, compared with those caused by subsequent corrosion. However, in theory, the two are linked by the fact that corrosion is more likely to appear in areas of stress or impurity. This phenomenon is not confined to archaeological cases and the Hawley Collection has examples of stainless steel knife blades, which have developed quite severe corrosion pits during use. This may be explained by the fact that the properties of stainless steel depend on three factors; the correct composition, the correct amount of hardening and the quality of the finish. If any of these differ, the steel is likely to stain or corrode. Although the condition of the excavated stainless blades differed between contexts, it was noticed that those which had received a finer grit, or been polished, were more resistant to general corrosion than the others. Conversely, the untouched tangs were particularly susceptible to corrosion.

Through perseverance and sheer volume, it has been possible to identify some of the stages of manufacture (**Figure 66**) and several common defects within the assemblages, both by eye and on the x-ray plates. These will now be discussed in more detail.

Blades from Context (2023)

Context (2023) (Trench 2) formed the largest assemblage of examined blades comprising 27 afternoon tea, 24 bread, 1 cake server, 5 carver, 7 cheese, 72 dessert, 11

oyster and 54 table knife blades. Visually, the blades within this context appeared to be in good general condition, compared with the blades from other contexts. Of the 202 blades and numerous broken fragments examined, there were only 13 blanks (10 table blades, 2 oyster and 1 bread). All of the other blades showed visible evidence of primary or secondary grinding, as coarser and finer lines on the metal surface (Plate 40), although these were not apparent on the x-rays. Some blades appeared to be more polished, with finer surface lines, possibly representing the first stages of glazing. Although some of the bolsters within the group showed evidence of grinding, most still had the flashes from stamping out visible around the edges. All of the whittle tanged bread blades had been rough ground and some had holes through their tangs, ready for pinning on the handle. These were interesting since only the blades had been ground, with a rusty line of demarcation between the blade and tang, which showed up well on the x-rays. It was noticed that many of the broken tang fragments within this group had broken off from the blades approximately 5mm down from the bolster and when examined on the x-rays, it could be seen that many of the complete blades also showed this characteristic, which seemed to be almost confined to bolsters of the egg waterloo variety. It is therefore possible that the pressure of stamping this type of bolster (which is fairly thick and curved) into the stainless bar produces a stress in the metal, thereby causing a weak spot? Together with the familiar pitting, another frequent flaw noticed on the x-rays appeared as long, dark striations (no metal) running the length of some of the blades, possibly caused by the rolling out of defective metal bar stock. Additionally, several blade fragments were noticed with fairly regular striations running vertically across the blade, as if it had 'jumped' across the grindstone, perhaps indicative of applying too much pressure or an unbalanced stone.

Blades from Context (2059)

Context (2059), which was originally recorded in Trench 2 of the evaluation and extended in Trench 6 of the excavation, contained 137 identifiable blades, comprising 1 afternoon tea, 44 carver, 1 cleaver/butcher, 67 dessert and 24 table knife blades. Many of the blades were visually obscured by thick mud, rather than corrosion. In contrast with context 2023, 56 of the 137 blades were blanks, including 1 carver, all of the slipper shaped dessert blades with egg waterloo bolsters, 7 straight and 1 slipper shaped table knife blades with flush bolsters and 39 straight dessert blades with flush bolsters. The blanks are identifiable on the x-ray plates as having a 'mottled' appearance. There appeared to be a wide range in the stages of manufacture to which these blades had reached, with evidence of blanks, primary and secondary grinding, glazing and a fairly large assemblage of broken but polished straight table blades. Of the 44 carver blades, it was noticed that nine of these had broken in the same place, approximately 9-10 centimetres from the tip of the blade. X-radiographic examination of the complete examples showed that several of these too, had developed horizontal cracks in the same place. The reason for this is uncertain but it may be due to the (wrong) tempering of the blade.

Blades from Context (6046)

Context (6046) contained 84 identifiable blades, comprising 1 afternoon tea, 54 dessert, 1 serrated fruit, 1 palette, 2 provision and 25 table knife blades, one of which is the only complete example found on the site. 34 blanks were identified, all of which were either dessert or table knife blades. This was an unusual context by the fact that it contained large numbers of broken, polished blade ends (similar to those noted in context 2059),

between 3-8 centimetres in length. These breaks were originally thought to have been caused by one of the manufacturing processes but on closer inspection, the break was so clean, the blades seemed to have been snapped. It is therefore suggested that these had been deliberately broken, presumably as some form of 'quality control', to prevent them from proceeding to the next process. Many of these blades visually demonstrate the pitting and longitudinal striations noted on the x-rays of context 2023.

Blades from Context (6052)

Context (6052) contained a total of 129 identifiable blades, comprising 1 afternoon tea, 1 bread, 3 carver, 19 dessert, 1 fish, 2 provision and 102 table knife blades, of which 95 were positively identified by the x-rays as being manufactured from carbon steel. 14 blanks were identified, including 11 table and dessert, 2 provision and 1 bread blade. Visual examination revealed that some of the blades had textile remains adhering to them, a detail which had been previously noted of other contexts whilst cataloguing. This may indicate that sacks were used at the factory for transporting goods from one place to another, or that they were used for the storage of part-finished items? The assemblage of through-tanged carbon steel table knife blades is particularly impressive, especially the large conglomeration held together with corrosion and wheelswarf (**Figure 64**). The surface of these knives is completely obscured by corrosion products and the x-rays reveal that they are totally corroded. Due to the fact that they have very flat, square tangs and the blades appear to be of a similar thickness, with no evidence of hammer marks, it is suggested that they may represent examples of the machine manufactured knives, described by Hobson (1902, 24). It is not possible to tell whether they have been ground due to their condition. Although Turner's were still manufacturing carbon steel blades in the mid-1920's, it is likely that these examples date to an earlier period of the works.

The Flatware and other Cutlery

Characterisation of the assemblage

According to Unwin and Hawley (2002, 26) there were hardly any complete examples of spoons or forks found within the assemblages, although there were several unfinished blanks (**Figure 67**). There were also examples of spoons with a single hole stamped into the top (**Figure 68**), which Unwin and Hawley (2002, 26) suggest were used as "reference patterns" (for customers reordering the same design). All of the above appear to be manufactured in nickel silver.

Of the few excavated examples of scissors, these were all fragmented and no complete pair was found (Unwin and Hawley 2002, 26). Also of note was the presence of a few "tantalising pieces of tapered bar", which Unwin and Hawley (2002, 26) suggest may have been for open razor blades and as such, would be "remnants of an earlier time in the factory".

The Flatware and Miscellaneous Cutlery

The catalogue of flatware and other miscellaneous cutlery items is given in **Table AP2.3** and the distribution of the excavated spoons and forks is shown in **Figure 61**. Additionally, the finds data has been tabulated to show the types of find and their distribution within the excavation contexts (**Table AP2.6**). Of the 1049 finds identified

from the excavated assemblages, 74 of these comprised items of flatware, scissor blades, pocket and penknife fragments and other associated materials.

From the resulting data, it can be seen that there are 25 items of flatware, consisting of 6 forks, 18 spoons, one of which represents a reference pattern (**Plate 68**) and one half of a sugar tong. Many of these have been identified as blanks, unfinished or broken items and as such, demonstrate the manufacturing processes described in section 3.3. Although few examples have been recovered, a wide range of goods is represented including teaspoons, dessert spoons and forks, serving spoons, forks with three and four tines, sugar tongs and a possible butter knife. With hindsight the list should also include the two nickel silver fish servers, at present grouped with the knives. The two main flatware patterns represented are 'Old English' and 'Fiddle', the sugar tong is of a 'Shell' design.

Items of cutlery (other than table knives) identified within the assemblages include 13 scissor fragments, 1 razor blade and 4 pocket knife blades, within the area of the grinding wheels in Trench 2. There were 2 items relating to the production of penknives and 1 fragment of a spring knife.




Figure AP2.1. Table blades; desert and unfinished



Figure AP2.2. Example of 'whittle' and 'scale' tang type



Figure AP2.3. Straight egg, waterloo xlonite handled table knife



Figure AP2.4. Example of fish eater blade

CONTEXT NO	SITE CODE	SITE SUB-DIVISION	CAT. NO	NO OF ITEMS	BLADE TYPE	BLADE SHAPE	BOLSTER PATTERN	TANG TYPE	HANDLE	OTHER INFO
					eg table, fish, fruit, spring	eg straight, slipper, scimitar	eg e/w, flush, yankee	eg whittle, through round	eg bone, x/lo, metal	eg mark, material
2016	636	Trench 2	65	2	Table					(blade frags only)
2019	636	Trench 2	147	1	Table	Straight	Flush	Round		
2019	636	Trench 2	147	1	Table	Slipper				(blade only)
2022	636	Trench 2	77	2	Table	Straight	Flush	Round		
2022	636	Trench 2	77	6	Table	Straight	Egg Waterloo	Round		
2022	636	Trench 2	77	1	Table	Straight	Yankee	Round		
2022	636	Trench 2	77	1	Dessert	Straight	Egg Waterloo	Round		
2022	636	Trench 2	77	1	Dessert	Straight	Flush	Round		
2022	636	Trench 2	77	1	Carver		Flush	Round		
2022	636	Trench 2	77	1	Carver		Egg Waterloo	Round		
2022	636	Trench 2	77	1	Lg Provision		Flush	Round		
2023	636	Trench 2	81	1	Carver		Flush			inc 3 complete (no handle)
2023	636	Trench 2	81	4	Carver		Egg Waterloo	Round		Flat stamped 10 complete (no handles) includes 2 blades **
2023	636	Trench 2	81	15	Bread		None	Whittle		
2023	636	Trench 2	81	3	Bread		Egg Waterloo	Round		with holes for pinning through
2023	636	Trench 2	81	6	Bread					(broken blades only)
2023	636	Trench 2	81	7	Cheese		Egg Waterloo	Round		1 complete (no handle) **
2023	636	Trench 2	81	11	Oyster		Flush	Round		4 complete (no handle) **
2023	636	Trench 2	81	3	Table	Straight	Flush	Round		**
2023	636	Trench 2	81	27	Table	Straight	Egg Waterloo	Round		
2023	636	Trench 2	81	17	Table	Slipper	Egg Waterloo	Round		
2023	636	Trench 2	81	2	Table	Slipper	Yankee	Round		**

CONTEXT NO	SITE CODE	SITE SUB-DIVISION	CAT. NO	NO OF ITEMS	BLADE TYPE	BLADE SHAPE	BOLSTER PATTERN	TANG TYPE	HANDLE	OTHER INFO
2023	636	Trench 2	81	1	Table	Slipper	None	Whittle		
2023	636	Trench 2	81	2	Table	Scimitar	Flush	Round		
2023	636	Trench 2	81	2	Table	Scimitar	Yankee	Round		1 complete (no handle) **
2023	636	Trench 2	81	17	Dessert	Slipper	Egg Waterloo	Round		
2023	636	Trench 2	81	1	Dessert	Scimitar	Egg Waterloo	Round		
2023	636	Trench 2	81	1	Dessert	Slipper	Flush	Round		
2023	636	Trench 2	81	6	Dessert	Straight	Flush	Round		(plus parts of two broken blades)
2023	636	Trench 2	81	47	Dessert	Straight	Egg Waterloo	Round		
2023	636	Trench 2	81	2	Afternoon Tea	Slipper	None	Whittle		**
2023	636	Trench 2	81	25	Afternoon Tea	Slipper	Egg Waterloo	Round		deep choil, large bolster
2023	636	Trench 2	81	1	Lg Provision	Straight	Flush	Round		blade only (corroded) **
2023	636	Trench 2	81	1	Cake Server					
2024	636	Trench 2	88	4	Table	Straight	Flush	Round		
2024	636	Trench 2	88	2	Table	Straight	Egg Waterloo	Round		
2024	636	Trench 2	88	1	Table	Slipper	Egg Waterloo	Round		
2024	636	Trench 2	88	1	Table	Scimitar	None	Whittle		**
2024	636	Trench 2	88	1	Table	Straight	None	Whittle		**
2024	636	Trench 2	88	1	Table	Scimitar	Hollow, Rectangular	Whittle		**only one of this type found on site - marked
2024	636	Trench 2	88	5	Dessert	Straight	Flush	Round		Wingfield Rowbotham & Co SHEFFIELD ENGAND STAINLESS
2024	636	Trench 2	88	4	Dessert	Straight	Egg Waterloo	Round		1 marked "ENCORE" THOMAS TURNER CUTLERS TO HIS MAJESTY STAINLESS **
2024	636	Trench 2	88	8	Dessert	Slipper	Flush	Round		
2024	636	Trench 2	88	2	Afternoon Tea	Straight	Egg Waterloo	Round		
2024	636	Trench 2	88	2	Afternoon Tea	Straight	Egg Waterloo	Round		
2024	636	Trench 2	88	1	Carver	Straight	Egg Waterloo	Round		(blade frag only)

CONTEXT NO	SITE CODE	SITE SUB-DIVISION	CAT. NO	NO OF ITEMS	BLADE TYPE	BLADE SHAPE	BOLSTER PATTERN	TANG TYPE	HANDLE	OTHER INFO
2024	636	Trench 2	88	1	Provision					(bolster and tang only)
2042	636	Trench 2	93	1	Afternoon Tea	Slipper	Egg Waterloo	Round		
2043	636	Trench 2	97	1	Provision/Butch	Straight	None	Round		
2046	636	Trench 2	99	3	Table	Straight	Flush	Round		
2046	636	Trench 2	99	13	Table	Straight	Egg Waterloo	Round		
2046	636	Trench 2	99	1	Table	Straight	Egg Waterloo	Round	Xylo	** Incomplete knife Marked VINER'S LTD CUTLERS TO G.R. HM THE KING SHEFFIELD, STAINLESS DE-LUXE
2046	636	Trench 2	99	16	Dessert	Straight	Egg Waterloo	Round		
2046	636	Trench 2	99	5	Dessert	Straight	Flush	Round		
2046	636	Trench 2	99	1	Afternoon Tea	Straight	Flush	Round		
2046	636	Trench 2	99	1	Afternoon Tea	Slipper	Egg Waterloo	Round		
2046	636	Trench 2	99	2	Bread					(broken blades only)
2046	636	Trench 2	99	1	Lg Provision					(broken blade)
2055	636	Trench 2	111	1	Table	Straight	Flush	Round		Deep Choiil
2055	636	Trench 2	111	2	Table	Straight	Egg Waterloo	Round		
2055	636	Trench 2	111	2	Dessert	Straight	Flush	Round		
2055	636	Trench 2	111	2	Dessert	Straight	Egg Waterloo	Round		
2055	636	Trench 2	111	1	Fish		Flush?	Whittle		nickel silver blade? **
2059	636	Trench 2	117	1	Table	Scimitar	Yankee	Round		
2059	636	Trench 2	117	1	Table	Straight	Flush	Round		(plus 3 straight blade frags)
2059	636	Trench 2	117	2	Dessert	Straight	Flush	Round		
2060	636	Trench 2	122	1	Table	Straight				Scorched blade frag

CONTEXT NO	SITE CODE	SITE SUB-DIVISION	CAT. NO	NO OF ITEMS	BLADE TYPE	BLADE SHAPE	BOLSTER PATTERN	TANG TYPE	HANDLE	OTHER INFO
2063	636	Trench 2	124	1	Carver		Egg Waterloo	Round		
2063	636	Trench 2	124	1	Table	Straight	Egg Waterloo	Round		
2063	636	Trench 2	124	1	Dessert	Straight	Egg Waterloo	Round		Marked TURNER & Co. SHEFFIELD STAINLESS STEEL
2063	636	Trench 2	124	1	Dessert	Straight	Flush	Round		
2063	636	Trench 2	124	1	Kitchen/parer	Slipper	None	Whittle		**
2064	636	Trench 2	131	8	Table	Straight	Egg Waterloo	Round		Deep choil, 1 blade very ground down
2064	636	Trench 2	131	1	Table	Straight	Flush	Round		some blades have material sacking atthcd
2064	636	Trench 2	131	1	Table	Straight	Oval Hollow	Round		
2064	636	Trench 2	131	5	Dessert	Straight	Egg Waterloo	Round		1 with large bolster - poss ground down from table blade?
2064	636	Trench 2	131	1	Afternoon Tea	Straight	Egg Waterloo	Round		
2064	636	Trench 2	131	1	Carver		Egg Waterloo			
2064	636	Trench 2	131	1	Butcher					(blade only)
2064	636	Trench 2	131	1	Cheese		Flush	Round		**
2065	636	Trench 2	140	2	Dessert	Straight	Flush	Round		plus two broken flawed blades
2059	636b	Trench 6	441	51	Dessert	Straight	Flush	Round		
2059	636b	Trench 6	441	2	Dessert	Straight	Egg Waterloo	Round		
2059	636b	Trench 6	441	3	Dessert	Straight	Flush	Round		Deep choil
2059	636b	Trench 6	441	1	Table	Scimitar	None	None		
2059	636b	Trench 6	441	44	Carver		Flush	Round		**
2059	636b	Trench 6	441	1	Table	Straight	Oval Hollow	Round	Xylo	Incomplete knife Marked
2059	636b	Trench 6	441	1	Table	Straight	None	None		T.Turner&Co Sheffield Stainless Gros Bros Ltd Cardiff **
2059	636b	Trench 6	441	1	Table	Straight	None	None		part blade Marked "(ENCORE") THOMAS(TURNER) **
2059	636b	Trench 6	441	1	Dessert	Slipper	Flush	Round		Marked Wingfield Estd 1751**
2059	636b	Trench 6	441	8	Dessert	Slipper	Egg Waterloo	Round		inc 8 slipper blade frags
2059	636b	Trench 6	441	1	Table	Slipper	Flush	Round		
2059	636b	Trench 6	441	1	Table	Slipper	Egg Waterloo	Round		
2059	636b	Trench 6	441	1	Table	Straight	Egg Waterloo	Round		
2059	636b	Trench 6	441	15	Table	Straight	Flush	Round		
2059	636b	Trench 6	441	1	Afternoon Tea	Straight	Egg Waterloo	Round		

CONTEXT NO	SITE CODE	SITE SUB-DIVISION	CAT. NO	NO OF ITEMS	BLADE TYPE	BLADE SHAPE	BOLSTER PATTERN	TANG TYPE	HANDLE	OTHER INFO
2059	636b	Trench 6	441	1	Cleaver/butcher			Round		
6003	636b	Trench 6	197	1	Table	Straight				part blade
6004	636b	Trench 6	198	5	Table	Straight	Egg Waterloo	Round		
6004	636b	Trench 6	198	2	Table	Straight	Flush	Round		
6004	636b	Trench 6	198	1	Table?		Oval Hollow	Round		Most of blade missing
6004	636b	Trench 6	198	7	Dessert	Straight	Flush	Round		
6004	636b	Trench 6	198	1	Afternoon Tea	Slipper	Egg Waterloo	Round		
6004	636b	Trench 6	198	2	Afternoon Tea	Straight	Flush	Round		
6004	636b	Trench 6	198	1	Afternoon Tea	Straight	Egg Waterloo	Round		
6004	636b	Trench 6	198	1	Kitchen/parer	Slipper	None	Whittle		Flat stamped **
6004	636b	Trench 6	198	2	Provision	Straight?	Flush	Square		Carbon Steel?
6004	636b	Trench 6	198	1	Lg Provision					blade only
6004	636b	Trench 6	198	1	Large butcher		Flush	Scale	Wood	Sabattier Type - RIVETTED SCALES - much of blade missing **
6007	636b	Trench 6	247	1	Table	Straight	Flush	Round		
6007	636b	Trench 6	247	2	Table	Straight	Egg Waterloo	Round		
6007	636b	Trench 6	247	2	Table	Straight?	Flush	?	Metal	Incomplete Very corroded with broken blades
6007	636b	Trench 6	247	2	Dessert	Straight	Flush	Round		
6007	636b	Trench 6	247	1	Dessert	Straight	Egg Waterloo	Round		
6016	636b	Trench 6	216	1	Table	Straight	Flush	Round		
6016	636b	Trench 6	216	4	Table	Straight	Egg Waterloo	Round		
6017	636b	Trench 6	217	2	Dessert	Straight				
6046	636b	Trench 6	202	1	Dessert	Straight	Egg Waterloo	Round?	Xylo	Complete - Marked 'ENCORE' THOMAS TURNER & Co CUTLERS TO HIS MAJESTY HYGIENIC STAINLESS **
6046	636b	Trench 6	202	37	Dessert	Straight	Flush	Round		
6046	636b	Trench 6	202	14	Dessert	Straight	Egg Waterloo	Round		
6046	636b	Trench 6	202	15	Table	Straight	Flush	Round		
6046	636b	Trench 6	202	8	Table	Straight	Egg Waterloo	Round		
6046	636b	Trench 6	202	1	Table	Slipper	Flush	Round		

CONTEXT NO	SITE CODE	SITE SUB-DIVISION	CAT. NO	NO OF ITEMS	BLADE TYPE	BLADE SHAPE	BOLSTER PATTERN	TANG TYPE	HANDLE	OTHER INFO
6046	636b	Trench 6	202	1	Table	Straight	Flush	Round		Thick bolster, different from above
6046	636b	Trench 6	202	1	Dessert	Slipper	Flush	Round		
6046	636b	Trench 6	202	1	Dessert	Straight	Oval Hollow	Round		Marked WINGFIELD ROWBOTHAM ESTD. 1751 HYGIENIC STAINLESS and has both Wingfield and Turner Marks **
6046	636b	Trench 6	202	1	Afternoon Tea	Scimitar	Flush	Round		**
6046	636b	Trench 6	202	1	Small Provision		Flush	Round		Similar to short bread knife **
6046	636b	Trench 6	202	1	Fruit knife?					Broken blade - pointed end, serrated **
6046	636b	Trench 6	202	1	Lg Palette kn			Scale		Very corroded **
6046	636b	Trench 6	202	1	Lg Provision					Blade end only - pointed end **
6052	636b	Trench 6	203	9	Dessert	Straight	Flush	Round		
6052	636b	Trench 6	203	5	Dessert	Slipper	Flush	Round		
6052	636b	Trench 6	203	3	Dessert	Egg Waterloo	Egg Waterloo	Round		
6052	636b	Trench 6	203	3	Table	Straight	Flush	Round		
6052	636b	Trench 6	203	2	Dessert	Straight	Egg Waterloo	Round		
6052	636b	Trench 6	203	2	Table	Slipper	Flush	Round		
6052	636b	Trench 6	203	2	Table	Slipper	Egg Waterloo	Round		
6052	636b	Trench 6	203	1	Afternoon Tea	Slipper	Egg Waterloo	Round		**
6052	636b	Trench 6	203	1	Fish		Flush	Round		
6052	636b	Trench 6	203	3	Carver		Flush	Round		
6052	636b	Trench 6	203	1	Bread					Blade frag
6052	636b	Trench 6	203	1	Provision	Straight with point	Flush			plus 1 similar frag **
6052	636b	Trench 6	203	1	Large Provision	Straight	Egg Waterloo			
6052	636b	Trench 6	203	95	Table	Straight	Flush	Square		CARBON STEEL**
6057	636b	Trench 6	209	1	Table	Straight	Egg Waterloo	Round		Carbon Steel?
6057	636b	Trench 6	209	5	Dessert	Straight	Flush	Round		
6057	636b	Trench 6	209	3	Dessert	Straight	Egg Waterloo	Round		
6057	636b	Trench 6	209	2	Dessert	Slipper	Egg Waterloo	Round		
6057	636b	Trench 6	209	1	Afternoon Tea	Scimitar				
6057	636b	Trench 6	209	1	Large Provision	Straight	Flush	Round		Carbon Steel?
6057	636b	Trench 6	209	1	Carver		Egg Waterloo	Round		
6057	636b	Trench 6	209	1	Butcher					part blade

CONTEXT NO	SITE CODE	SITE SUB-DIVISION	CAT. NO	NO OF ITEMS	BLADE TYPE	BLADE SHAPE	BOLSTER PATTERN	TANG TYPE	HANDLE	OTHER INFO
6066	636b	Trench 6	210	1	Dessert	Straight	Flush		Metal	COMPLETE KNIFE (but unfinished)**
6072	636b	Trench 6	206	2	Table	Straight	Egg Waterloo	Round		
6072	636b	Trench 6	206	1	Dessert	Straight	Egg Waterloo	Round		
6080	636b	Trench 6	219	1	Dessert	Straight	Flush	Round		incl. frags of straight table blades
				2	Provision?	Straight	Flush	Round		
6103	636b	Trench 6	220	20	Table	Straight	Flush	?Round		conglomerate knives & swarf, possibly Carbon Steel? **
6104	636b	Trench 6	221	1	Table	Straight	Flush	Round		
6120	636b	Trench 6	205	31	Dessert	Straight	Flush	Round		
6120	636b	Trench 6	205	14	Table	Straight	Flush	Round		
6120	636b	Trench 6	205	10	Table	Straight	Flush	?	Metal	PART BLADES 1 with textile attached
6120	636b	Trench 6	205	1	Table	Slipper	Flush	Round	Metal	COMPLETE KNIFE (Unfinished) **
6120	636b	Trench 6	205	1	Table	Scimitar	Flush	Round		
6120	636b	Trench 6	205	1	Table	Slipper	None	Flat whittle		Flat stamped**
6120	636b	Trench 6	205	33	Dessert	Straight	Egg Waterloo	Round		
6120	636b	Trench 6	205	48	Table	Straight	Egg Waterloo	Round		
6120	636b	Trench 6	205	1	Carver		Flush	Round		plus two blade frags
6120	636b	Trench 6	205	3	Table	Slipper	Egg Waterloo	Round		
6120	636b	Trench 6	205	4	Dessert	Slipper	Egg Waterloo	Round		
6120	636b	Trench 6	205	2	Dessert	Straight	Oval Hollow	Round		
6120	636b	Trench 6	205	1	Table	Straight	Oval Hollow	Round		1 marked WINGFIELD & CO STAINLESS SHEFFIELD
6120	636b	Trench 6	205	3	Table	Slipper	Yankee	Round		
6120	636b	Trench 6	205	1	Afternoon Tea	Slipper	Egg Waterloo	Round		
6120	636b	Trench 6	205	1	Afternoon Tea	Slipper	Flush	Round		
6120	636b	Trench 6	205	2	Kitchen/partef	Slipper	None	Flat whittle		Flat stamped**
6120	636b	Trench 6	205	1	Bread					Blade only
6120	636b	Trench 6	205	1	Palette knife?					Blade only
6120	636b	Trench 6	205	6	Oyster		Flush	Round		Central bolster**
6120		Trench	205	1	Provision?	Straight?	Flush	Round		

CONTEXT NO	SITE CODE	SITE SUB-DIVISION	CAT. NO	NO OF ITEMS	BLADE TYPE	BLADE SHAPE	BOLSTER PATTERN	TANG TYPE	HANDLE	OTHER INFO
	636b	6								
6120	636b	Trench 6	205	8	Lg Provision					Frag - X-ray?
6120	636b	Trench 6	205	2						Reground blades to form tools **
8114	636b	Trench 8	509	1	Table/Prov?	Straight	Egg Waterloo			also 2 frags straight blades
8120	636b	Trench 8	518	1	Table	Straight	Flush	Round		as stamped, still with flashing around bolster
8121	636b	Trench 8	510	4	Table	Straight	Flush	Round		1 of which is as stamped' + 5 frags of others
8121	636b	Trench 8	510	1	Afternoon Tea/ Childs Knife?	Scimitar	Flush	Round		
8122	636b	Trench 8	511	3	Table Blanks?					
				2	Table	Straight	Flush	Round		1 carbon, 1 stainless? Also 5 frags table blades
				1	Carver					Frag
8124	636b	Trench 8	519	1	Table?		Flush	Round		

Table AP2.2. Catalogue of table blades

Context No	Site Code	Site sub-division	Cat. No.	No. of items	Description	Notes
2022	636	Trench 2	146	1	Penknife Scale	Nickel Silver Penknife Scale - Blackpool Tower
2022	636	Trench 2	77	2	Scissor	Scissor (Blades Only)
2024	636	Trench 2	88	3	Scissor	Scissor 1 Blade, 2 Blades with Bows (not from same pair)
2024	636	Trench 2	88	1	Spoon	Nickel Silver Spoon Blank?
2055	636	Trench 2	111	2	Scissor	Scissor Blade with Bow- drapers scissor blank, 1blade
2055	636	Trench 2	111	1	Razor	Razor blade fragment? X-ray
2055	636	Trench 2	111	2	Rivetting Wire	Also associated nickel silver penknife scale, 2 frags cu alloy
2055	636	Trench 2	111	1	Beading	frag nickel silver decorative beading
2059	636	Trench 2	117	4	Pocket knife blade	Pocket knife blades - carbon steel? X-ray
2059	636	Trench 2	117	1	Scissor	Scissor Blade with Bow- X-ray
2059	636	Trench 2	117	3	Lead Wire	Lead wire for balancing handles and frag stamped out
2059	636	Trench 2	117	1	Scrap	Frag stamped out nickel silver - possibly from spoon?
2063	636	Trench 2	124	1	Scissor	Scissor Blade with Bow - X-ray
2063	636	Trench 2	124	1	Spoon	Large Spoon blank nickel silver
2063	636	Trench 2	124	1	Fork	Large Fork blank nickel silver
2063	636	Trench 2	124	1	Spoon	Dessert spoon bowl, nickel silver
2064	636	Trench 2	131	3	Scissor	Square shank and bow scissors plus 2 blades
2064	636	Trench 2	131	1	Sugar Tong	Half pair shell pattern sugar tongs
2064	636	Trench 2	131	1	Spoon	Lge teaspoon with hole in handle - customer pattern
2064	636	Trench 2	131	1	Spoon	Nickel silver teaspoon
6016	636b	Trench 6	216	1	Scrap	Scrap frag from stampings - nickel silver?
6017	636b	Trench 6	217	1	Scrap	Scrap frags from stampings - nickel silver?
6041	636b	Trench 6	200	1	Spoon	nickel silver? fiddle pattern teaspoon
6042	636b	Trench 6	375	1	Spring knife	Catch bit - part of 3 bladed spring knife
6117	636b	Trench 6	204	1	Scissor	half drapers pattern scissor
7012	636b	Trench 7	192	1	Scrap	Nickel silver scrap from spoon bowl blank
7012	636b	Trench 7	192	2	Scrap	Steel strip from blanked out pocket knife blades
7012	636b	Trench 7	192	1	Blank	Nickel silver blank - butter knife/spoon??
7012	636b	Trench 7	192	1	Blank	Penknife blank - (not found - on Unwin and Hawley list)
8007	636b	Trench 8	214	1	Fork	Fork blank tines still joined at top, nickel silver
8007	636b	Trench 8	214	1	Spoon	Teaspoon Blank, nickel silver
8007	636b	Trench 8	214	1	Scrap	Nickel silver scrap from large spoon bowl blank

Context No	Site Code	Site sub-division	Cat. No.	No. of items	Description	Notes
8082	636b	Trench 8	448	1	Fork	Fork, Old English pattern. 4 tines, 1 broken
8114	636b	Trench 8	509	1	Spoon	Spoon Blank, bent to form hook?, no bowl
8114	636b	Trench 8	509	1	Fork	?Fork - obscured by heavy corrosion
8114	636b	Trench 8	509	1	Penknife Web	Penknife web (inner liner) with holes for pinning through, nickel silver or stainless?
8120	636b	Trench 8	518	1	Spoon	Spoon blank, bent
8120	636b	Trench 8	518	1	Scrap	Scrap from stamping- dessert blade blank (as 8124)
8120	636b	Trench 8	518	2	Scrap	Trimmed scraps
8120	636b	Trench 8	518	1	Fork	Fork blank, with tines, Nickel silver, whittle tang
8120	636b	Trench 8	518	1	Spoon	Spoon Handle, bent, no bowl
8120	636b	Trench 8	518	1	Spoon	Teaspoon Blank, bent
8120	636b	Trench 8	518	1	Spoon	Teaspoon, Old English pattern
8120	636b	Trench 8	518	1	Spoon	Teaspoon, Fiddle pattern
8120	636b	Trench 8	518	1	Spoon	Nickel silver spoon, fiddle pattern
8121	636b	Trench 8	510	1	Spoon	Nickel silver spoon, fiddle pattern
8121	636b	Trench 8	510	1	Spoon	Nickel silver dessert spoon handle
8121	636b	Trench 8	510	1	Fork	Small nickel silver fork, fiddle pattern, child's?
8121	636b	Trench 8	510	1	Spoon	Nickel silver tablespoon handle
8121	636b	Trench 8	510	1	Scrap	Trimmed scrap
8122	636b	Trench 8	511	1	Scrap	Trimmed scrap
8122	636b	Trench 8	511	4	Scrap	Metal scrap from blade stamping, 1 from carver blade, 2 straight table, 1 dessert/alt. Tea
8122	636b	Trench 8	511	1	Scrap	Scrap from stamping multiple pointed blades - pocket knives?
8123	636b	Trench 8	512	1	Scrap	Scrap from stamping carver blade (as 8122)
8123	636b	Trench 8	512	1	Spoon	Old English spoon blank, no bowl
8124	636b	Trench 8	513	1	Scrap	Scrap from stamping- dessert blade blank (as 8120)
8148	636b	Trench 8	561	1	Scrap	Scrap from stamping blade

Table AP2.3. Catalogue of flatware and other miscellaneous cutlery items

Context No	Site Code	Trench No	Cat.no	Number of Items	Material	Description	Notes
1005	636	1	21	2	Bone	Scale	Bone scales with rivets poss from same knife?
1018	636	1	n/h		Bone	Waste	Bone
2003	636	2	58	5	Xylonite	Handle	Xylonite grained, 'candle' end, 3 complete, 1 split axially to remove blade, 1 frag, split axially
2003	636	2	58	1	Xylonite	Handle	Xylonite plain white frag, London octagon' end, split axially
2003	636	2	58	1	Xylonite	Handle	Xylonite blank, grained, square both ends
2020	636	2	72	1	Bone	Scale	Bone scale with rivet holes
2023	636	2	82	1	Xylonite	Handle	Xylonite grained, 'candle end' attached to egg waterloo table knife (blade missing)
2023	636	2	82	1	Bone?	Handle	Bone?, 'candle end', with file-marks, (unfinished) attached to oval hollow tab. kn.(blade missing)
2046	636	2	99	1	Xylonite	Incomplete knife	Xylo grained handle on straight table, egg waterloo bolster marked Viners (c/f table blade catalogue)
2055	636	2	112	1	Xylonite	Handle	Xylonite grained, square, rounded end, split axially to remove blade
2065	636	2	140	1	Metal	Handle	Metal handle, Stainless?
2059	636	2	118	1	Xylonite	Handle	Xylonite grained, broken, on egg waterloo dessert knife (blade missing)
2059	636	2	118	1	Bone	Scale	Bone penknife scale, broken, rivet hole
2059	636b	6	402	1	Xylonite	Handle	Xylonite plain, square, rounded end, attached to oval hollow table knife (blade missing)
2059	636b	6	402	1	Xylonite	Handle	Xylonite plain, square, rounded end, attached to tab. Kn., poss oval hollow - corroded(blade msg)
2059	636b	6	441	1	Xylonite	Incomplete knife	Xylonite plain, candle end, attached to tab. Kn., oval hollow bolster, marked Turners (c/f table blade catalogue)
2059	636b	6	441	1	Xylonite?	Handle	Poor condition broken candle end
2059	636b	6	441	1	Xylonite	Handle	Xylonite grained, handle with egg waterloo bolster attached- dessert knife
5007	636	5	n/h	1	Stag	Waste?	Antler (stag), tip of tine sawn off main antler
6001	636b	6	413	2	Xylonite	Handle	Xylonite grained, 'candle end'
6001	636b	6	413	1	Xylonite	Handle	Xylonite blank, grained, square both ends
6003	636b	6	384	1	Bone	Scale	Large scale, cu alloy rivet, diagonal grooved surface
6003	636b	6	384	1	Bone	Scale	Unfinished bone scale, broken
6003	636b	6	414	1	Ivory?	Waste	Outer elephant tusk fragment, poor condition
6004	636b	6	198	1	Wood	Scale	Wooden scales rivetted on large butcher blade ('Sabatier type'), broken blade
6004	636b	6	198	1	Metal	Handle	Solid metal handle
6004	636b	6	198	1	Metal	Handle	Hollow metal handle - Nickel Silver?
6005	636b	6	385	1	Xylonite	Handle	Xylonite plain white, unfinished 'through tang'
6005	636b	6	385	1	Xylonite	Handle	Xylonite grained, square, rounded end, blade removed
6005	636b	6	385	1	Xylonite	Handle	Xylonite grained, 'candle end', small handle - afternoon tea or childs?knife handle
6005	636b	6	415	1	Xylonite	Handle	Xylonite grained, square, rounded end, split to remove blade
6007	636b	6	247	1	Metal	Incomplete knife	Metal handle on table knife with flush bolster (blade broken)

Context No	Site Code	Trench No	Cat.no	Number of Items	Material	Description	Notes
6017	636b	6	386	1	Bone	Scale	Unfinished bone scale
6019	636b	6	223	1	Wood	Scale	Pocket knife scale with liner
6041	636b	6	387	1	Ivory	Waste	Cut off fragment of ivory
6041	636b	6	387	1	Bone	Handle	Fragment from base of through tanged handle
6042	636b	6	388	1	Stag	Scale	Unfinished scale
6042	636b	6	388	1	Stag	Waste	Cut/sawn off fragment of antler
6046	636b	6	202	1	Xylonite	Complete knife	
6046	636b	6	389	1	Xylonite	Handle	Xylo grained handle on straight dessert, egg Waterloo bolster, blade marked 'Encore' (cf table blade cat.)
6046	636b	6	389	1	Xylonite	Handle	Xylonite plain white, unfinished?square end
6046	636b	6	389	1	Xylonite	Handle	Xylonite grained, 'candle end'
6046	636b	6	389	1	Xylonite	Handle	Xylonite, grained 'candle end', small handle - afternoon tea or child's? Knife handle
6057	636b	6	390	1	Xylonite	Handle	Xylonite grained 'candle end'
6057	636b	6	390	1	Xylonite	Handle	Xylonite, grained 'candle end', small handle - afternoon tea or child's? Knife handle
6057	636b	6	390	1	Xylonite	Handle	Xylonite, grained, unfinished, square end
6057	636b	6	390	1	Xylonite?	Handle	Xylonite plain white, unfinished, rounded sides, squared-off end
6066	636b	6	210	1	Metal	Complete knife	
6085	636b	6	393	1	Bone	Waste	Metal handle on straight dessert blade, flush bolster (cf table blade catalogue)
6113	636b	6	396	3	Bone	Handle	Cut off fragment of bone - from scale?
6113	636b	6	396	1	Bone	Handle	Fragments, 2 from square, rounded handles, 1 from similar
6113	636b	6	396	1	Bone	Scale	Unfinished scale, with cu alloy rivet
6113	636b	6	396	1	Bone	Scale	Unfinished scale, half-round
6113	636b	6	396	1	Bone	Scale?	Broken, worked semi-circular frag
6113	636b	6	396	1	Stag	Scale	Unfinished scale
6113	636b	6	396	1	Ivory	Waste	Cut off fragment, similar to 6041
6113	636b	6	396	2	Bone	Waste	Fragments
6114	636b	6	397	1	Bone	Scale	Broken fragment of scale, with cross-hatched decoration
6113	636b	6	396	2	Bone	Scale	1 Unfinished and 1 part scale
6114	636b	6	397	5	Bone	Waste	Cut off and splintered frags
6114	636b	6	397	1	Bone	Waste	distal end metapodial, sawn through
6114	636b	6	397	1	Stag	Scale?	Unfinished fragment
6114	636b	6	397	1	Ivory	Waste	Cut off fragment, similar cut to 6041 and 6113
6120	636b	6	205	10+	Metal	Handle	Metal handles found with table blades, flush bolster very corroded
6120	636b	6	205	1	Metal	Complete knife	
6120	636b	6	205	1	Metal	Handle	Metal handle on slipper table blade, flush bolster
6120	636b	6	205	1	Metal	Handle	Metal handle on straight dessert blade, flush bolster
6120	636b	6	205	3	Metal	Handle	Metal handles only
6120	636b	6	205	1	Metal	Handle	Poss. Nickel silver? Handle and part blade

Context No	Site Code	Trench No	Cat.no	Number of Items	Material	Description	Notes
6126	636b	6	400	1	Bone	Handle	Fragment of through-langed and edge-pinned handle, split axially, similar to frags in 6113
6126	636b	6	400	1	Bone	Waste	Cut off, semi-circular waste frag
7000	636b	7	406	1	Bone	Waste	Distal end metapodial, sawn off
7000	636b	7	406	1	Horn?	Waste	Flat plate, sawn, scale frag?
7014	636b	7	404	2	Bone	Waste	1 metacarpal, proximal end sawn off, 1 lbf sawn through shaft frag
7015	636b	7	404	1	Bone	Waste	Distal metapodial sawn off
7018	636b	7	405	4	Bone	Waste	2 distal, 1 proximal metapodial sawn off, 1 lbf shaft frag, sawn,
8070	636b	8	410	1	Stag	Waste?	Antler (stag) cut off fine tip
8099	636b	8	466	1	Bone	Waste	splitter with saw marks on two sides
8114	636b	8	472	1	Bone	Scale	Semi-circular shaped knife scale
8114	636b	8	536	1	Bone	Handle	Bone handle, through-lang, candle end, split axially
8114	636b	8	526	1	Stag	Scale	Unfinished scale?
8114	636b	8	526	3	Stag	Waste	2 axially sawn plates, 1 small frag sawn across end
8114	636b	8	n/n	1	Wood	Handle	Wooden handle blank of 'tropical hardwood'
8124	636b	8	549	1	Xylonite	Waste?	Flat plate of xylonite ?poss for scale, unfinished

Table AP2.4. Catalogue of excavated handles

CONTEXT	Aft.T	Bread	Butcher	Cake Serv.	Carver	Cheese	Cleav/butcher	Dessert	Fish	Fruit	Kitchen/barer	Oyster	Palette	Provision	Provision/Butch	Table	Table Blanks	Grand Total
2016																2		2
2019																2		2
2022					2			2						1		9		14
2023	27	24		1	5	7		72								54		202
2024	4			1				17				11		1		10		33
2042	1														1			1
2043																		1
2046	2	2						21						1	17			43
2055								4	1							3		8
2059	1				44		1	67							24			137
2060																1		1
2063					1			2			1				1			5
2064	1		1		1	1		5							10			19
2065								2										2
6003																		
6004	4		1					7			1			3		1		1
6007								3							8	5		8
6016															5			5
6017								2										2
6046	1							54			1			1	2	25		84
6052	1	1			3			19	1					2	102			139
6057	1		1		1			10						1		1		15
6066																		1
6072								1								2		3
6080														2				3
6103								1							20			20
6104																1		1
6120	2	1			1			70			2	6	1	9		82		174
8114																1		1
8120																1		1
8121	1														4			5
8122															2		3	6
8124																1		1
Grand Total	46	28	3	1	60	8	1	360	2	1	4	17	2	22	1	394	3	954

Table AP2.5. Summary of the distribution of blade types

CONTEXT	Beading	Blank	Fork	Lead Wire	Penknife Scale	Penknife Web	Pocket Knife Blade	Razor	Riveting Wire	Scissor	Scrap	Spoon	Spring Knife	Sugar Tong	Grand Total
2022	1									2		1			3
2024										3					4
2055	1							1	2	2					6
2059			3				4			1	1				9
2063			1							1		2			4
2064										3		2		1	6
6016											1				1
6017											1				1
6041												1			1
6042													1		1
6117										1					1
7012		2									3				5
8007			1								1	1			3
8082															1
8114							1						1		3
8120			1								3	6			10
8121			1								1	3			5
8122												6			6
8123												1	1		2
8124											1				1
8148											1				1
Grand Total	1	2	6	3	1	1	4	1	2	13	20	18	1	1	74

Table AP2.6. Summary of the distribution of flatware and miscellaneous cutlery

The Handles, by Dr Hugh Willmott and Dr Glyn Davies

A total of 110 items relating to handles were recovered. These take the form of finished items and waste associated with their production.

The catalogue of handles, revised from Davies 2002 to include the examples found within the blade assemblages, is given in **Table AP2.7**. It should be noted however, that this catalogue remains incomplete, since Davies had compiled the original catalogue from *all* contexts within the site, both stratified and unstratified, and there may be other examples in the large number of unexamined, 'unstratified' contexts.

The data showing the distribution of manufacturing materials and handles have been summarised in **Tables AP2.7** and **AP2.8**. From these, it can be seen that a total of 110 handles, scales and related waste materials have been identified within the contexts already examined and within these, a great variety of materials and designs exist.

Although some evidence for bone, stag and ivory working exists, it is small compared with the number of blades being produced and may represent an earlier period within the factory. It is more likely that ready-made handles or blanks would have been purchased from a specialist supplier, which was a major industry in its own right in Sheffield (Grayson with Hawley 1995, 36) and due to expense, ordered only in the quantities required. Certainly, the xylonite was either purchased in sheets or blocks.

Handles

A total of 85 handles or pieces of debris from handle making were recovered from the Suffolk Road site. These include finished pieces, unfinished pieces and waste fragments from the production of handles. A wide range of material was used in the production of the handles recovered including both natural materials and artificial materials (**Plates 84-86** and **Table AP2.7**). Xylonite is an early form of plastic which was one of the first artificial materials to be used in handle production.

<i>Material</i>	<i>Fragment count</i>
Bone	44
Xylonite	25
Antler	10
Ivory	4
horn?	1
Unidentified	1

Table AP2.7. Materials used in handle production

Of the materials identified the ivory and horn were small cut off pieces waste products from the production of handles. All other materials were found as finished pieces, unfinished pieces and as waste.

There were two basic types of handles, solid handles or handles made from two plates or scales fitted together around the tang using rivets. Both of these types of handles were found at Suffolk Road with solid handles the more common form (see **Table AP2.8** below). The solid handles came in two forms, square ended and round ended, which were recovered in similar numbers. Only one other object made of bone, a small button, was recovered.

<i>Artefact type</i>	<i>Fragment count</i>
Scale	17
Solid handle round ended	15
Solid handle square ended	13
Solid handle fragment	5
Button	1
Waste	34

Table 2.8. Artefact types

There was a marked division in the material used for the production of the different handle types. All of the scales were made of either bone or antler, while 24 out of 33 solid handles were made of xylonite. Although the assemblage is small it is very interesting as an assemblage of handles and waste from production had never been studied from archaeologically excavated cutlery works in Sheffield.

The wooden scale

One sample of wood from a former cutlery workshop site was submitted for species identification. The one sample presented worked surfaces. The sample is a side scale blank for a knife handle. The wood is in a good state of preservation with little evidence of degradation. The sample was prepared for examination using standard methods (Gale and Cutler 2000). A thin section was mounted on a microscope slide and examined with a Nikon Labophot-2 microscope at magnifications of up to x400. The anatomical structures were matched to reference slides of modern wood.

The sample appears to derive from either *Dalbergia* sp. or *Pterocarpus* sp. Unfortunately *Dalbergia* and *Pterocarpus* species (both members of the Leguminosae) are difficult to distinguish using anatomical methods. These taxa provide a number of important and very decorative commercial timbers including Rosewood (*D. stevensonii*, *D. latifolia* and *D. nigra*), Tulip wood (*D. frutescens*), Kingwood (*D. cearensis*), Cocobolo (*D. retusa*), Muninga (*P. angolensis*), Padauk (*P. soyauxii* and *P. dalbergioides*) and Amboyna (*P. indicus*). Although there are some slight anatomical differences between the species, these can be variable or overlapping. Most *Pterocarpus* species are a light reddish-brown colour, in contrast to species of *Dalbergia*, which are dark brown and often streaked with black. Amboyna, however, is darker and rather similar to some of the rosewoods. The wood examined was consistently dark brown and since Rosewood, in particular, has been used for small decorative items such as knife handles (Lincoln 1986), it is more likely to be *Dalbergia*.

Summary

Overall, the results produced by the pilot methodology of combining the catalogued datasheets with visual and x-radiographic examination have proved encouraging. It has been possible to identify the variety of items within the assemblages and through the cataloguing and visual examination of the finds, it has been possible to identify evidence of their manufacturing processes, from the stamping out of the blanks to the grinding and finishing processes. Furthermore, through visual and x-radiographic examination, it has been possible to identify the causes of some of the defects, both human and mechanical, associated with their production.

It was originally thought that the thinness of many of the blades, noted by Unwin and Hawley (2002, 26) may have been due to machine grinding. However, the fact that they were found within the deposits associated with the grinding wheels suggests that they had, in fact, been hand-ground and therefore, the over-grinding must have been caused by human error. It was noted above that many problems were originally encountered with the grinding of stainless steel blades and it is possible to speculate that the over-ground examples recovered from the Suffolk Works may illustrate some of these problems.

Crucibles, metalworking slag and other refractory material, by Dr Roderick Mackenzie and Richard O'Neill

A total of 660 pieces of slag and 280 crucible fragments were recovered from the site. The distribution of the slag across the site is summarised below in **Table AP2.9**.

<i>Trench</i>	<i>Pieces of slag</i>	<i>Crucible fragments</i>
1	5	9
2	44	1
4	3	36
5	2	-
6	36	-
7	8	1
8	562	233
<i>Totals</i>	660	280

Table AP2.9. Distribution of slag and crucibles

Slag

Approximately 80% of the assemblage was identified as clinker (fused fuel ash). The remainder of the assemblage was largely made up of clinkered and vitrified refractory material. Clinker is a typical by-product of coal and coke fuelled hearths, furnaces and boilers. Apart from confirming the presence of the above, the material is of limited archaeometallurgical value.

The pieces of clinkered and vitrified refractory material are mainly from Trench 8; their appearance confirms that they are from the chimney flue and lining of the crucible furnaces.

A few pieces of metallurgical slag were recovered, mainly from Trench 8; these appear to relate to the crucible steelmaking that was carried out at the site. Two pieces of slag appear to relate to non-ferrous metal production. Given the manufacturing processes and products made at the site, the types of slag found are as expected.

Environmental samples taken from the site contained small amounts of spheroidal hammerscale and fine grindings, both of which corroborate the type of work being carried out at the works.

Crucible fragments

The assemblage is predominantly composed of fragments of steelmaking crucibles. There are, however, a few fragments of non-ferrous metal crucibles.

The discoloration on one of the non-ferrous crucible fragments suggests that the crucibles were being used to melt copper based alloys, such as brass. Brass would have been used in the works for the manufacture of items such as pins and rivets for securing the handles on cutlery.

Most of the steelmaking crucible fragments are from the walls of crucibles; these fragments vary in size from approximately 40mm to 160mm across. The fabric of all of these fragments is very similar.

The inner surface of some fragments have a coating of slag and small traces of corroded metal still attached from the last melt. Almost all of the fragments from the crucible bases also have remnants of fused sand attached to their inner surface, this sand was used to plug the moulding hole at the base of the crucible during firing and is a common feature of used steelmaking crucibles.

After use, a small proportion of used crucibles were re-cycled, however, most were simply broken up and used as hardcore for making up ground and fragments are a common find on archaeological excavations within Sheffield. It is far more unusual to find crucible fragments that can be associated with a specific furnace or works.

Very little modern analytical work has been carried out on Sheffield crucible steel or steelmaking crucibles from the nineteenth century and it remains an area of potential archaeometallurgical interest. Although it is difficult to make case for scientific analysis of the crucibles from this site in isolation, as part of a larger study, the material offers a unique opportunity to analyse material that can be provenanced to a particular works.

Other refractory material

The bulk of refractory material identified on site came from Trench 8, which included the crucible furnace or 'melting shop'. The retained material is catalogued below.

The catalogue includes three standard unfroged firebricks, two from context (8004) and one from context (8025). A further fragment of firebrick with slag covering one side was also retained (8025). The bricks were almost certainly derived from the structure of the crucible furnace. Only one was marked, with the name 'Allen'. This probably refers to Allen & Son (Halifax) who appear on the 1918 and 1945 List of Mines in Great Britain and the Isle of Man (CMHRC 2001), and operated the Sunny Vale fireclay and coal mine in Southowram. Two further makers names were noted on firebricks from Trench 8 and Foundation Pad 5, the postulated area of the steam engine and chimney; 'J.G.' and 'Oates and Green, Halifax'. The former reference is unclear, possibly J. G. Robinson listed at Elland, Halifax in the 1880 List of Mines in Great Britain and the Isle of Man (CMHRC 2001), and at Ainley, Elland, Halifax (coal and fireclay) in the 1896 List of Mines in the East and West Ridings of Yorkshire (PDMHS 1998). 'Oates and Green' refers to the Leeds Fireclay Co. Ltd., Oates and Green Branch, who appear on the 1896 List of Mines in the East and West Ridings of Yorkshire (PDMHS 1998), and the 1880, 1908 and 1918 List of Mines in Great Britain and the Isle of Man (CMHRC 2001). The company operated the Beacon, Ellen Royd, Field and Horley Green mines in Halifax.

Ten unused octagonal 'cheeses' or stands were recovered from a single context (8029), in the crucible furnace. The stands would have been made on site in the 'Pot shop', from refractory clay, and slow fired in an oven. Once fired, they were placed on the firebars in the holes of the crucible furnace, onto which the crucible vessel was placed. Sand was frittered into the vessel to plug a hole at its base, attaching the vessel to the stand. Nearly all the examples from the Suffolk Works had not been used and most displayed wear from their stacking within the oven. Post-melt examples of crucible vessels with the attached stand covered in slag have been found during recent excavation of the former Brunswick Steel Works, off Denby Street in Sheffield (O'Neill 2005).

Five fragments from two unused 'dozzles' or funnels were also retained from crucible furnace contexts (8025) and (8033). The funnels would also have been made on site in the 'Pot shop', from refractory clay similar to that used for the crucible vessels and stands. The funnels were glued with refractory clay to the top of the ingot moulds before the crucible steel was poured into the mould. The funnels held a reservoir of liquid metal in the ingot, preventing the surface sinking into the centre of the ingot, which in turn would prevent a weakness forming in the finished ingot. Similar complete unused examples have also recently been found during excavation of the former Brunswick Steel Works (O'Neill 2005).

A single fragment of ganister was retained from context (8070). Ganister is a refractory material consisting of crushed or ground siliceous stone, mixed with fire clay, which was used to line the holes of the crucible furnace. It was also generally mixed and fired on site, and once in use was replaced at regular intervals.

Catalogue

1. Two firebricks, one marked 'Allen' (L.24mm x W.10mm x B.6mm); Context (8004)
2. One firebrick; (L.24mm x W.10mm x B.6mm); Context (8025)
3. Fragment of firebrick, slagged on one side (L.130mm; W.110mm; B.63mm); Context (8025); BF#364
4. One 'cheese' or stand, (Top = 109 x 111mm; Base = 129 x 134mm; T.73mm); Context (8029); BF#365; Photo No. 4 Card 1
5. One 'cheese' or stand, (Top = 109 x 107mm; Base = 128 x 130mm; T.69mm); Context (8029); BF#365; Photo Nos. 6-7 Card 1
6. One 'cheese' or stand, (Top = 109x103mm, Base = 125x120mm; T.67mm); Context (8029); BF#365

7. One 'cheese' or stand, (Top = 109x105mm, Base = 128x131mm; T.69mm); Context (8029); BF#365

8. One 'cheese' or stand, (Top = 108x112mm, Base = 37x130mm; T.70mm); Context (8029); BF#365; Photo Nos.15-16; Card 1

9. One 'cheese' or stand, (Top = 109x108mm, Base = 127x130mm; T.74mm); Context (8029); BF#365

10. One 'cheese' or stand, (Top = 103x104mm, Base = 129x125mm; T.66mm); Context (8029); BF#365

11. One 'cheese' or stand, (Top = 103x104mm, Base= 124x124mm; T.71mm) Context (8029); BF#365; Photo Nos.21-22 Card 1

12. One 'cheese' or stand, (Top = 109x109mm, Base= 130x124mm; T.70mm); Context (8029); BF#365

13. One 'cheese' or stand, (Top = 113x111mm, Base= 132x133mm; T.75mm); Context (8029); BF#365; Photo Nos. 1-2 Card 2

14. One small piece of a refractory clay 'dozzle' or funnel; L.65mm, W.38mm, B. 10mm; Context (8025); BF#364

15. Three fragments of a refractory clay 'dozzle' or funnel; L.55 x W.42 x B.15mm, L.60xW.37xB.15mm, L.25x W.22xB.12mm); Context (8033); BF#366; Card Photo Nos. 27-28

Stones, by Dr Joan Unwin and Ken Hawley

A total of 46 fragments of stone were recovered during the investigations. The stone includes an interesting array of grindstones of various kinds. Most of the stones are broken but sufficient remains to estimate their sizes, which range from a few inches in diameter to about a foot in diameter. There is some natural sandstone, traditionally from Wickersley, near Rotherham, which provided good quality, fine-grained stones. Man-made stones containing silicon carbide (silvery-grey) or aluminium oxide (brownish in appearance) have also been recovered. They represent a variety of processes since some have a narrow, profile face for grinding the bolsters of cutlery.

Most of the stones seem to be of coarse grit. There is a fragment from a machine-grinding wheel showing the depressions for attachment to the metal plates of the machine. Also, there is a small piece of green slate used as a whetting stone, for whetting blades - putting a final edge on the knife, which would have been done in the warehouse.

The range of stone, natural and man-made, found on the Suffolk Works site, showing an interesting range of the material used in grinding. They display the wear on the stones, the different faces needed for the various products and stages in production.

Catalogue

1. Two fragments of grindstone; D = 10½" (268mm), T = 2½" (60mm), with square hole = 3" (75mm) x 3" (75mm); Context (6094); BF#363; Photo Nos. 1-2
2. Three fragments of a grindstone; R = 7" (175mm), T = 2" (50mm) with round hole = 4¼" (103mm); Context (6001); BF#356; Photo Nos.23-32
3. Half of a Grindstone; D = 9¼" (238mm), T = 6¾" (107mm) with a square hole = 2½" (65x64mm); Context (8124); BF#557; Photo Nos. 33-35
4. Nearly complete Grindstone; D = 14" (306mm), T = 5" (123mm) with square hole = 3¼" (85x82mm); Context (6066); BF#382; Photo Nos. 3-5
5. Broken fragment of Grindstone; T = 4½" (113mm); Context (6038); BF#359; Photo Nos. 6-8
6. Stone Disk; D = 7" (179mm), T = ½" (15mm) with a circular hole = 1¼" (30mm); Context (6001); BF#356; Photo Nos. 1-2
7. Fragment of Grindstone; R to edge of hole = 2½" (60mm), T = 2½" (64mm); Context (6003); BF#357; Photo Nos. 5-7
8. One fragment of stone wheel with interior angle; R to edge of hole = 1¼ (45mm), T = 1" (22mm); Context (6004); BF#358; Photo Nos. 8-10
9. Fragment of Stone wheel; R to edge of hole = 7" (77mm), T = 2" (49mm); Context (6004); BF#358; Photo Nos. 11-13
10. Four Fragments of complete stone disk; D = 6½" (168mm), T = ¼" (7mm) with round hole = ¾" (20mm); Context (6004); BF#360; Photo Nos. 14- 16
11. Piece of Whetstone; L = 135 x 34/20mm, T = 24mm; Context (6004); BF#360; Photo Nos. 17-18
12. Small stone disk; D = 5" (123mm), T = ¾" (18mm) with small, circular hole = 1¼ (34mm); Context (6120); BF#362; Photo Nos. 21-22
13. One small piece of a refractory clay 'dozzle' or funnel; L= 65mm, W= 38mm, B= 10mm; Context (8025); BF#364; Photo Nos. 25-26
14. Three fragments of a refractory clay 'dozzle' or funnel; L x W x B = 55x42x15mm, 60x37x15mm, 25x 22x12mm); Context (8033); BF#366; Photo Nos. 27-28
15. Small Fragment of Grindstone; R to edge of hole = 1½" (44mm), T = 1¾" (38mm); Context (8099) BF#463 Photo Nos. 31-32

16. Small Fragment of Grindstone; R to edge of hole = 2¼" (54mm), T = 1¼" (30mm); Context (8114) BF#525 Photo Nos. 33-35

17. Complete Grindstone; D = 16½" (420mm), T = 12" (300mm), Round hole = 4¾" (120mm); Trench 8; u/s; Photos F31/32 33-35

18. Incomplete Grindstone; D = 18½" (470mm), T = 7" (180mm), Round hole = 4" (100mm); FP1; u/s; Photos F31/32 10-11

Appendix 3. Other culture

Ceramics, by Dr Chris Cumberpatch

The pottery assemblage consists of 2,489 sherds weighing a total of 93,207 grams and represents a maximum of 2,339 vessels. Of this a high proportion by weight consists of vessels in an oxidised red fabric, typically with brown glaze (Brown Glazed Coarseware) or unglazed (a total of 826 sherds weighing 69,395 grams and representing a maximum of 805 vessels). There is also a small amount of Yellow Glazed Coarseware (4 sherds weighing 134 grams).

Domestic pottery forms a higher proportion of the total by numbers of sherds but a much lower proportion in terms of weight (1,599 sherds weighing 18,116 grams representing a maximum of 1469 vessels), reflecting the differences between the thick walled large industrial / utilitarian wares and the smaller, thinner domestic wares. The basic data is set out in **Tables AP3.1 - AP3.16** with supplementary data derived from them in **Tables AP3.17 - AP3.23**. The original data forms part of the site archive.

The pottery assemblage was sorted and recorded according to the principles set out by the Medieval Pottery Research Group (2001) with modifications to the procedure to take account of the nature of the pottery and the differences between medieval and recent material. The sherds were recorded by number, weight (grams) and estimated (maximum) number of vessels. Rim and base diameters were recorded where possible; those sherds which were too small to measure or were otherwise unsuitable for measurement are shown in the tables as 'N/D'.

A basic division has been made between 'Industrial' and 'Domestic' vessels. Both groups are discussed and defined in detail below but briefly characterised, the industrial vessels are principally Brown and Yellow Glazed Coarsewares and Unglazed Red Earthenwares with a distinctive orange to red fabric and brown glaze internally and/or externally. A limited number of vessel forms can be identified and these are described and illustrated below. The domestic pottery includes a broad range of refined earthenwares including Creamware, Transfer Printed wares (Pearlware and Whiteware), Cane Coloured wares and others with the primary distinctions being on the basis of form and function.

Some sherds show signs of having been subject to abrasion in a river or fast-flowing stream, typically having rounded edges and smoothed surfaces. Such abrasion is difficult to illustrate but unmistakable upon inspection as they differ in terms of the pattern of abrasion from the condition of sherds which have simply been buried. Such sherds have been noted in the tables and the distribution of this material is discussed in the main body of the report (see also **Table AP3.18**).

Industrial wares

The range of vessel types termed 'industrial wares' is relatively limited and the different forms are described below. The fabric of the vessels varies somewhat from a soft orange to red to a harder dark orange to dark red, and the fabrics generally have a smooth or fine sandy texture. Occasional examples appear in a very hard, dense fabric but this does not seem to be related to the vessel function or form. This homogeneity in fabric contrasts with the considerable diversity seen amongst the industrial wares from the nearby Leadmill site (Cumberpatch 2004), although the significance of this is unclear. The presence or absence of glaze has allowed a broad division between the 'Brown Glazed Coarsewares' which are essentially little different in fabric and manufacturing technology to the similar wares which are a common feature of all types of site dating to between the later 17th and early twentieth century. The pancheons recovered from the Suffolk Works site, for example, could have as easily come from a farm or rural site as from an urban / industrial one, although the conical and cylindrical vessels were not forms familiar from elsewhere. In contrast, the 'Unglazed Red Earthenwares' are not glazed and seemed to have generally thinner walls and to be somewhat lighter in construction. Fewer recognisable vessel forms can be identified in this ware.

Although the vessels have been termed 'industrial', no definite identification of their function is possible, either from the character of the vessels or from photographs or illustrations showing the processes undertaken within the Suffolk Works. A number have thick white deposits internally and externally which resembled the lead compound residues on the vessels from the site of the Leadmill (Cumberpatch 2004), but it is not clear whether this superficial resemblance is significant. In terms of form, only the cylindrical vessels resemble those from the Leadmill.

The rim and base radii of the vessels are listed in **Tables AP3.19** and **AP3.20**. The conical vessels generally have a narrower base than the cylindrical vessels, but very

few identifiable conical vessel rims survive precluding meaningful comparison. The cylindrical vessels have narrower radius rims than the pancheons, but given that this is a definitive feature of pancheons, this observation is hardly a surprising one.

Conical vessels

The term 'conical vessel' is used to describe a distinctive vessel with walls that taper internally to a small diameter base, the cross-section thus resembling an inverted cone. However, the external profile is less conical and the walls and base correspondingly thick and heavy, making the vessels quite stable in spite of the relatively narrow base (**Table AP3.19**; (**Figures AP3.2 and AP3.8**). The conical vessels occur just in Brown Glazed Coarsewares with the thick brown glaze only on the internal surfaces. The purpose of the vessels is unknown, although their unusual shape would seem to imply that they were made for some specific purpose. Conical vessels were found particularly in Trenches 2 and 6 with smaller numbers of sherds elsewhere.

Cylindrical vessels

The term 'cylindrical vessel' is applied to vessels with a roughly cylindrical cross-section, which appear to be taller than they were wide (**Figures AP3.1, AP3.11 and AP3.13**). The profiles of these vessels is more complex than first appears as, while a number seem to be simply cylindrical with simple rounded or flattened rims, a considerable number have deep 'lid-seated' rims which, when seen alone, resemble the wide mouth of a ceramic pipe. The 'inverted shoulder' is a point of significant weakness and no profiles survived to connect the rim to the body of the vessel, although a number show sufficient of the upper section to indicate that this is the form of many of the cylindrical vessels. There is, however, no reliable method for indicating which sherds come from such vessels and which come from the simpler forms and it is not possible to indicate with any degree of accuracy the relative proportions of the two variants. Although the form can be described as 'lid-seated' there were no identifiable examples of ceramic lids, suggesting either that the inverted shoulders were not lid-seats or that lids made of some other material were used to close the vessels. The majority of cylindrical vessels were in Brown Glazed Coarsewares, but a small number in Unglazed Red Earthenware were also identified. This 'lid-seating' is probably responsible for the apparent inconsistency in the radii of rims and bases with the majority of rim having radii of between 70-115 mm, while the majority of bases are between 55-80cm (**Tables AP3.19 and AP3.20**).

Shallow bowls or dishes

A number of shallow bowls or dishes can be identified (**Figure AP3.9 and AP3.12**). These are characterised by flat bases and either simple rounded or slightly everted rims. The identification of these vessels is difficult, given that the bases, rims and body sherds alone are practically indistinguishable from those belonging to cylindrical vessels. As a result, the numbers indicated may under-represent the actual numbers of these vessels originally present on the site. Examples in both Brown Glazed Coarseware and Unglazed Red Earthenware can both be identified.

Pancheons

The high proportion of pancheons identified is in part a reflection of their very distinctive rim form in comparison, for example, to the shallow bowls. The forms show no particular difference to pancheons from other types of site and the range of rim shapes is as varied as is normal for this class of vessels (**Figure AP3.15 and AP3.16**). The majority of vessels are glazed internally, but a small number are identified in Unglazed Red Earthenware. One example from Context (2020) is yellow-glazed internally.

Brown Glazed Finewares

The class of Brown Glazed Finewares includes those sherds which are distinguishable from the Coarsewares by virtue of being thinner walled and smaller. Fabrics and glaze are similar, but generally the range of forms was not determinable (although hollow wares seemed to predominate), most vessels being represented by body sherds or small rim/base sherds.

Other vessels

A small number of other types of vessel can be identified, including a spouted vessel (**Figure P10**), a shallow trough, a small number of flowerpots, handled vessels and jars. A single pot disc, made from a sherd of Brown Glazed Coarseware can be identified (**Figure P6**). Such discs are not uncommon but their function or functions remain obscure.

Domestic wares

The category of domestic wares includes a wide variety of refined earthenwares, stonewares, bone china and porcelain which appear to range in date from the mid-eighteenth century to the mid-twentieth century. The descriptive terms used in the

tables are those used proposed and defined Barker (unpublished) and the following notes are intended only to amplify the details in relation to the material from the site and are not intended as a complete type series. A full assessment and analysis of the early modern and recent pottery from sites in Sheffield will only be possible once a number have been fully excavated and the assemblages compared. Other comments on the wares in general and on specific items are offered in the trench descriptions below. Data pertaining to the size of vessels (rim and base diameters) are presented in **Tables AP3.21 and AP3.22**.

Creamware

The identification of substantial quantities of Creamware on the site is surprising given that historical and cartographic information suggested that the Suffolk Works was established on a 'greenfield' site in 1834. The presence of these, and other later eighteenth- to early nineteenth-century wares, suggests that the site had been used for the dumping of refuse prior to the construction of the first phase of the Suffolk Works. This is supported by the condition of some of the Creamwares which, as described in greater detail below, had clearly been in a watercourse for some considerable time prior to burial. The Creamwares are predominantly tablewares, with plates and other flatwares predominating amongst the identifiable vessels. Cups and bowls are also well represented with smaller quantities of dishes, jars and jugs and single tureen.

Edged ware

Edged, or shell-edged, flatwares, distinguished by their moulded rims, (sometimes with a wavy or 'shell' edge) and the presence of blue paint were a small, but consistent, component of the assemblage. Such wares were common between 1810 and 1830 and had declined in popularity by the 1840s when printed wares became more popular (Barker unpublished). The examples from Suffolk Road are typical of the type with moulded edges enhanced by blue paint and a high proportion are Pearlwares, distinguished by the bluish tinge to the white glaze.

Transfer Printed wares

A variety of transfer printed wares can be identified, the earliest being blue Transfer Printed Pearlwares and Whitewares and the latest being bone china and porcelain wares with brightly coloured lithographic transfer designs dating to the 1930s and 1950s. The Pearlwares and the later Whitewares included a wide range of tablewares including plates, saucers, carvers/serving dishes, cups, bowls and jugs. The lithograph printed wares include a similar range of vessels, but also a considerable number of large mugs, mainly dating, so far as could be determined, to the mid twentieth century.

The blue transfer printed designs include a number of common patterns including Broseley/Two Temples, Willow, Asiatic Pheasants and Bridge II or New Bridge. Other designs, particularly floral and vegetation designs were also present, but the fragments were too small for the precise design to be identified.

The lithograph printed designs feature brightly coloured geometric and stylised floral elements, particularly around the rims of the plates and saucers. Figurative designs include idealised rural village scenes (eg from Context (2064)) and one, which appeared on more than one vessel featuring a stagecoach and a cottage (Contexts (2003/2064), (2024); **Figure AP3.4**). A middle eastern scene with a village and camels is depicted on a vessel from Context (2064) (**Figure AP3.5**) and the same context produced part of a commemorative mug dated 1935 which may have been part of a similar vessel from Context (2063) (**Figure AP3.3**). A later group of vessels with lithograph printed designs appear to date from the 1950s or 1960s and are principally mugs such as that from Context (6001), which bears a printed mark 'Foreign' on the underside of the base.

Cane Coloured and Slip Decorated wares

Cane Coloured ware, both with and without slip lines and bands, is a common component of the assemblage, as it is of similar assemblages from other sites in Sheffield. Mocha ware is, unusually in comparison with other sites in Sheffield, rare and slip lines, brown, white and black, are the commonest decorative elements.

Hand-painted Cream- and Whitewares

A number of sherds of hand-painted Cream and Whitewares are present together with later types with hand painted gold and silver lustre decoration on porcelain and bone china. The Cream and Whitewares are typically decorated with floral designs and sprays of flowers, leaves and occasionally, fruit (e.g. Contexts (2003, 2020, 2055, 2063, 6001 and 6114)). No precise parallels can be found for these sherds, although this form of decoration is not uncommon (cf. Griffin 2001: 152-162). The later wares are commonly decorated with lines and bands in silver and gold lustre which have often not survived as well as the earlier enamel colours.

Undecorated Whitewares

Although Whitewares occur in both decorated and undecorated forms, a particularly distinctive variety was the utilitarian whiteware of later nineteenth- and early twentieth-century date. This included thick, robust tablewares (e.g. context (6001)) and pint mugs (e.g. Context (2024)) and are perhaps more likely to be the types of wares in use at the Suffolk Works than are the more delicate tablewares. Finer Whitewares have been described as 'bone china' in order to indicate the distinction between these and the earlier refined Whitewares which are basically white earthenwares. The 'bone china' has a more translucent appearance than the earthenwares but is distinct from porcelain.

Stonewares

Stonewares were recovered from a wide variety of contexts and these include tablewares (mugs, bowls and dishes) together with cooking wares (often with stamped and rouletted designs) and utilitarian wares such as bottles, flagons and jars. The earlier Brown Salt Glazed stonewares which appeared to include later eighteenth-century types, notably mugs and bowls, occur throughout the assemblage and, together with the Creamwares and Pearlwares, indicate the presence on the site of material relating to the use of the area prior to the building of the Suffolk Works.

Amongst the bottles are a number that bear a stamp with the words 'Bourne Denby' inside an oval (**Table AP3.23**). The Bourne pottery at Denby in Derbyshire was established in 1809 (Godden 1991:89), but the examples from Suffolk Road appear to be late and are most probably of later nineteenth- or early twentieth-century date. Grey stonewares included jam and marmalade jars of later nineteenth- and early twentieth-century date. One of these from Context (2016) is stamped on the underside with the phrase 'Not genuine unless bearing W.P. Hartley's label' with the FMF (first 'F' reversed) stamp of the Food Manufacturers Federation which was registered as a trade mark in 1928. Similar jars are noted in other contexts, but are unmarked and may predate 1928.

The character of the domestic pottery from the Suffolk Works

The interpretation of pottery assemblages is invariably complicated by the nature of the disposal of domestic and other refuse, and this is particularly true of nineteenth- and twentieth-century assemblages which are affected by highly organised mechanisms of refuse collection and disposal. It cannot be assumed that the patterns visible within the archaeological record are an uncomplicated reflection of the patterns of use of ceramics on either domestic or industrial sites. The specific factors affecting the composition of assemblages on industrial sites are particularly complicated given the extent to which they may represent the result of the import of rubble or hardcore for building work and unknown extent of pottery use within the industrial sites themselves. It is to be hoped that the resolution of these questions will become possible once a larger body of data is available from industrial and other sites across Sheffield, although this will require a commitment to the large scale excavation of such sites with the aim of gathering data pertaining to more than simply the technology of industry and the building sequence on the individual sites. At present we have a number of assemblages affected by more or less poorly understood site formation processes but which certainly include a cross section of the material in use in domestic contexts dating to the eighteenth and early to mid twentieth century in Sheffield. Exactly how representative the extant assemblages are of the range of domestic ceramics which might be expected in Sheffield households of varying social and economic backgrounds is, at present, unclear, but it does appear possible to use the data to begin to make statements regarding some of the archaeological aspects of the assemblages. It is unfortunate that the structure, funding and ideological underpinnings of contemporary archaeological practice will render synthesis virtually impossible (at least on a properly funded basis), but it is to be hoped that reports on the various assemblages can be used to progressively refine both the questions to be posed regarding the significance of the assemblages as well as the methods used to address them.

The trends in blue and white transfer printed pottery have been summarised by Coysh and Henrywood (1997a; 8-11). They have documented the trends in technology and in social attitudes which influenced the colour and choice of subjects between 1780 and 1880, when blue and white pottery declined in favour of the more brightly coloured wares which were permitted by the adoption of lithography and the fashion for plainer white dinner services. These trends can be seen in the assemblage from the Suffolk Works, and it is of some interest to note that while the technology changed and the range of colours increased, the choice of subjects used on printed wares remained similar.

English rural scenes, exemplified by the stagecoach and cottage scene (**Figure AP3.4**) and the church and cottage design from Context (2064) seem to continue a tradition of romanticised views of English scenery which first became popular in the mid-nineteenth century. Similarly, the floral friezes and abstract geometric/curvilinear

border designs recall the 'still life' style patterns on blue and white transfer printed wares. Exotic scenes also persisted and in addition to the ubiquitous Willow pattern (which continues in production to the present day), the Middle Eastern scene on the mug from Context (2063) (Figure AP3.5) recalls in intention, if not in detail, the Indian, Turkish and other foreign scenes depicted by earlier engravers and designers. Clearly, new designs influenced by wider changes in aesthetics and style had an influence on the style and content of the images, but there seems to be a case for a degree of continuity in at least parts of the repertoire employed by the potters.

Information derived from the stamps and marks placed on the underside of vessels offers an area in which the study of the pottery from eighteenth- to twentieth-century sites can contribute to a wider study of the history of the South Yorkshire pottery industry as well as to the history of retailing and the study of the consumption of mass produced goods within the city and surrounding areas.

The pottery industry of Yorkshire was, during the nineteenth century, of only a slightly smaller size and significance than that in Staffordshire and a considerable amount of information relating to it and to the fluctuating fortunes of individual potters and potteries exists in the form of documentary data and formal collections of pottery (e.g. Griffin 2001; Cox and Cox 2001). Archaeology offers the opportunity to add to this through the investigation of the markets exploited by the different potters, using the evidence of makers marks as a primary source. At present the quantity of data is too small to make definite statements, but there are emerging patterns which will require assessment as more data becomes available. The two most obvious issues to be addressed are the extent to which specific potteries in the Don Valley were involved in the supply of pottery to Sheffield (as opposed to concentrating on the export trade) and the speed and timing of the decline of these potteries and their replacement by Staffordshire and, later still, imported foreign wares. Marked wares formed a minority of the output of most potteries and so large assemblages are required for study if a significant number of marked pieces are to be identified and recorded.

The assemblage from the Suffolk Works did not produce any marks that could be unequivocally be associated with the Don Valley potteries (unlike some other assemblages from Sheffield) and those which were identifiable were of a late date and are indicative of the importance which Staffordshire had assumed in the nationwide supply of pottery by the early twentieth century. Only when sufficient sites have been excavated on a sufficient scale across the city and data are available for comparison will it be possible to chart the changes in pottery supply in greater detail.

The pottery assemblage

The excavations which resulted in the recovery of the pottery assemblages fell into two parts. The evaluative stage consisted of Trenches 1, 2, 4 and 5 while the main phase consisted of Trenches 6, 7 and 8 and a small 'watching brief'. Observation and interpretation during the process of excavation resulted in the characterisation of specific deposits in terms of either the processes which led to their creation (foundation material, demolition debris etc), the archaeological processes during which the material was collected (cleaning) or the character of the deposits (fill, backfill, layer etc). These interpretations have been used to structure the interpretation of the pottery assemblage. For the sake of clarity and convenience the data tables have been divided into two parts, those dealing with Brown Glazed Coarsewares (principally the 'Industrial wares' described above) and those dealing with the domestic pottery. The trench-by-trench discussion which follows has been limited principally to observations on the specific characteristics of the individual groups, the issues which relate to the assemblage as a whole having been discussed above.

Foundation contexts

It is clear from the material recovered from the foundation contexts (and, to a lesser extent, contexts of other types as well) that while the site of the Suffolk Works may have been a 'greenfield' one in the strictest sense (there having been no pre-existing buildings on the site), it was not entirely unused and most probably not used for agricultural purposes. The quantity of pottery of later eighteenth- and early nineteenth-century date (together with other objects including clay tobacco pipes and glass bottles) suggests that at least part of the site had been used as a rubbish dump and that this was the source of the earlier material. It is also possible that material was brought to the site and used for levelling prior to the construction of the Suffolk Works, although such levelling would probably have been identifiable during excavation.

Water worn pottery

A notable feature of the assemblage is the number of sherds which show clear evidence of having been in an active watercourse for a significant length of time before their incorporation in the deposits from which they were recovered. The sherds concerned are listed in **Table AP3.18**. The greater part of the group can be dated to the later eighteenth and early nineteenth centuries, with smaller numbers ascribed to the nineteenth century. This would tend to support the argument that the material was derived from deposits which existed on, or close to, the site prior to the building of the Suffolk Works and may indicate something about the nature of the 'green field' site upon which it was constructed. Early maps show the site to have been immediately outside the eighteenth-century core of Sheffield and it appears likely that rubbish was dumped in the area, although the complete absence of material predating the later eighteenth century (White Salt Glazed Stonewares and Tin Glazed Earthenwares were, for example, completely absent) implies that this was not a practice that had been underway for any great length of time prior to the construction of the Suffolk Works.

Cross-context joins

Cross-context joins can be noted as the pottery and those identified are listed in **Table AP3.16**. A notable example is the connexion between Contexts (1018) and (2063). Both are demolition deposits, although the quantities of late (later nineteenth to early twentieth century) material in Context (2063) are considerably greater than in Context (1018) and the joining sherds are from a small Creamware jar of later eighteenth- to early nineteenth-century type.

Demolition contexts

It is unclear precisely when the demolition deposits were created. The closure of the works in the mid-1950s presumably preceded the final demolition of the buildings and the clearance of the site, but pottery of specifically 1950s type was not positively identified (although many of the sherds could as easily date to the 1950s and the 1930s). In addition, it is unclear as to what extent pottery contemporary with the demolition should be expected on a site which was presumably at least partly out of use and where older pottery was probably in use, having been replaced in domestic contexts by more 'contemporary' styles. This question is one which affects all industrial sites in Sheffield (and beyond) but is not one which appears to have been addressed, at least in Britain where the tradition of destroying recent and even early modern levels unrecorded has been (and continues to be) a central part of archaeological practice.

Trench 1

Trench 1 produced 73 sherds of industrial pottery (predominantly Brown Glazed Coarsewares) weighing 5,626 grams and 100 sherds of domestic pottery weighing 851 grams. The details are summarised in **Tables AP3.1** and **AP3.2**. Interpretation of the excavated contexts suggests that foundation and demolition groups can be identified with one group from the cleaning of the area, Context (1003). One sherd of Creamware joined with a sherd from Trench 2, indicating a connexion between the two groups, Contexts (1018) and (2063).

Cleaning layer

Context (1003) produced a group of later eighteenth- and nineteenth-century material, which differs very little in the range of types from the material from the foundation and demolition deposits. Brown Glazed Coarse and Finewares are more common in this layer than in the foundation deposits, but smaller in quantity than in the demolition layer (1018).

Foundation contexts

Three contexts can be identified as representing foundation material; (1005), (1023) & (1028), and these produced only small groups of material. Later eighteenth to early nineteenth-century material is represented by Creamwares and possibly the Brown Salt Glazed Stoneware, but nineteenth-century material is also present (Whitewares, Cane Coloured wares and Blue Banded ware). Brown Glazed Coarsewares are present in only small quantities, Contexts (1005) and (1023), and no vessel forms can be positively identified.

Demolition contexts

Context (1018) is identified as being linked with the demolition of the Suffolk Works. The range of pottery resembles that from the foundation contexts, although both domestic and industrial elements are present in considerably greater quantities than is the case in the foundation layers. This is particularly marked in the case of the industrial wares. It may be of significance that the latest types of pottery (later nineteenth- and twentieth-century wares) are absent from the demolition deposits in

this trench, a situation not found in other trenches.

Trench 2

The excavated contexts in Trench 2 are interpreted as relating either to foundation deposits, *in-situ* waste deposits or demolition deposits, with the material from Context (2003) the result of the cleaning of the area. Unlike Trench 1, the foundation and demolition deposits are easily distinguishable on the basis of the character of the pottery although both contain some small residual / intrusive elements. The industrial wares are listed in **Table AP3.3** and the domestic material in **Table AP3.4**.

Cleaning layer

Context (2003) produced a mixed group of pottery, the bulk of it of early to mid-twentieth-century date and include mugs and cups with bright lithograph printed designs. A porcelain mug bears the words 'Made in England' on the underside of the base. This phrase was not used prior to the start of the twentieth century. Later eighteenth- to early nineteenth-century Creamwares and Brown Salt Glazed Stonewares are present in smaller quantities. Cross-context joins linked (2003) with the demolition deposit (2063), while a triple cross-context join indicates connexions between (2003), (2016) and (2024).

Foundation deposits

Context (2020) stands out as unusual in relation to these deposits in producing substantial quantities of both domestic material and industrial material. The former includes a variety of later eighteenth- to nineteenth-century and nineteenth-century types with later material absent. The industrial wares include both cylindrical vessels and pancheons, but conical vessels are absent. Context (2021), also a foundation deposit, produced an assemblage similar in terms of its date range and composition to (2020) with later eighteenth- to nineteenth-century material predominating and an absence of later nineteenth- to twentieth-century wares.

Waste deposits

Contexts (2042), (2043), (2045), (2048), and (2053) are identified as *in situ* waste deposits associated with the use of Rooms 1 and 2. They produced a total of only eight sherds from industrial vessels and seven sherds of domestic pottery and in this resembled the similar deposits discussed below, Contexts (2059), (6052), (6066), (6072), (6104), (6109), (6117) and (6120) from Trench 6).

Demolition deposits

The demolition deposit contexts (2016), (2022), (2023), (2024), (2055), (2060), (2063), (2064) and (2065) produced a mixture of decorated tablewares and plain utilitarian whitewares, including pint mugs and other thick institutional wares. The majority of these contexts produced relatively homogeneous groups of material dating to the very late nineteenth or, more probably the early twentieth century (lithograph printed wares, late stoneware bottles and jars, porcelain and late whitewares). Only Context (2063) produced a residual element seemingly contemporary with the foundation deposits (later eighteenth to nineteenth century) and this was associated with a much larger group of twentieth-century material. Amongst the twentieth-century material is a group of large mugs decorated with lithographic transfer prints which form large, boldly coloured friezes immediately below the rims of the vessels. One design (examples of which appeared to represent more than one mug) shows a scene with a stage coach and cottage (**Figure AP3.4**) while another depicted a middle eastern scene with domed buildings and camels (**Figure AP3.5**). The group, from Context (2063) also includes a commemorative vessel with partially surviving print with the words 'King of Great Britain and Ireland and Briti... Dominin...' within a laurel wreath surmounted by a crown and with a ribbon bearing the words 'Emperor of India' (**Figure AP3.3**). Other sherds bear large hand-painted red and yellow floral designs. A second small fragment of a royal commemorative vessel (probably also a mug) was recovered from Context (2064) and this bears part of a printed design depicting a flag and the date 1935. These commemorative vessels would appear to date the groups from (2063) and (2064) to the inter-war years and most probably the 1930s, although it cannot be necessarily assumed that the material was deposited at this time; indeed, a later date would seem more appropriate.

A datable sherd, the base of a stoneware jam jar, is also present in Context (2016). This bears a stamped label identifying the contents as W.P. Hartley's jam or marmalade and included the Federation of Food Manufacturers logo (FMF) which was registered in 1928. Stoneware bottles from this context bear the maker's name 'Bourne Denby' which, as noted above, relates to the Bourne pottery in Derbyshire, but which cannot not been precisely dated. Industrial wares from the demolition deposits were sparse and Brown Glazed Coarseware vessels are particularly rare. The details of these devices (including serial numbers) are included in **Table AP3.3**.

Trench 4

Trench 4 produced only a small group of pottery; nine sherds of industrial wares (Table AP3.5) and three sherds of domestic ware (Table AP3.6). The domestic wares, all from Context (4021), included sherds of later eighteenth- to nineteenth-century type (Creamware type and Edged ware) together with a sherd of brown stoneware which appears somewhat later in date. The industrial wares are undatable, but include Brown Glazed Coarseware pancheons and unglazed redwares. The distinctive conical and cylindrical vessels are absent.

Trench 5

All four contexts in Trench 5 producing pottery are interpreted as containing foundation ceramics (5007), (5008), (5025) and (5027), which is supported by the date range of the material (late eighteenth to early nineteenth or nineteenth century). This is, however, accompanied by a significant quantity of Brown Glazed Coarsewares, specifically pancheons and cylindrical vessels with one or possibly two conical vessels (Table AP3.7). The group also includes a small pot disc (Figure AP3.6) made from a sherd of Brown Glazed Coarseware.

Trench 6

Trench 6 produced substantial groups of both industrial and domestic wares (Tables AP3.9 and AP3.10). As in other trenches, the contexts are divided into demolition and foundation deposits with a small number of contexts representing other types of deposit, including levelling deposits and accumulations of rubble. Context (6000) consists of material from the cleaning of the area, but is closely linked with the demolition deposit (6001) through a cross-context join (Tables AP3.10 and AP3.17). Context (6000) was dominated by nineteenth- and nineteenth- to twentieth-century material, with only a single sherd of Creamware.

Foundation deposits

The foundation deposits consisted of contexts (6003), (6020), (6072), (6109), (6110), (6112), (6114), (6126), (6127), (6140), (6141), (6142) and (6143) which together contained a substantial quantity of pottery which includes material with a wide date range, including later nineteenth- to twentieth-century types. The pottery from Context (6003) is principally of later eighteenth- to nineteenth-century and nineteenth-century date, with only a small component of later material, although this does include a number of sherds which were of later nineteenth- to twentieth-century type. A high proportion of the pottery from Context (6020) is discoloured, probably the result of an oil-based liquid permeating into the deposit during the use of the Suffolk Works. Such discolouration is noted in a small number of other contexts on the site and is a significant factor on other industrial sites such as Sheffield Riverside. A pancheon, a conical vessels and several cylindrical vessels are amongst the Brown Glazed Coarsewares from the context, while domestic wares are of later eighteenth- to nineteenth-century date.

Context (6072) produced only one sherd of Brown Glazed Coarseware, the base of an unidentified vessel and a small, water-abraded sherd of Transfer Printed Whiteware. Sherds of Brown Glazed Coarseware were found in Context (6110) together with a small number of sherds of Creamware and a sherd of brown stoneware. The material from Context (6112) appears to be slightly later in date, but quantities were equally small.

Context (6114) produced a significant assemblage of both domestic and industrial wares with the domestic element including both eighteenth- to nineteenth-century types and later nineteenth- to early twentieth-century types (notably a sherd of Sponged ware, an otherwise rare category on the site, a contrast with Sheffield Riverside where sponged ware was common). The material may well have been derived from an early phase of the Suffolk Works given the deposit was used as levelling for a later floor. A stoneware bottle with a distinctive flattened shape resembles porter bottles from the Sheffield Riverside site (Cumberpatch, in prep.). The industrial vessels are principally of the cylindrical type with only one conical vessel. The mix of domestic material is similar in the case of Context (6126) (Creamwares, Cane Coloured wares and Whitewares), although the Brown Glazed Coarseware sherds are predominantly from pancheons and also include what appears to be a cooking vessel and there are no definite examples of either cylindrical or conical vessels.

Contexts (6127, 6140) and (6141) produced small groups with sherds of nineteenth-century Whitewares associated with Brown Glazed Coarseware pancheons and cylindrical vessels while the domestic wares from Contexts (6142) and (6143) appear to be slightly earlier in date although the composition of the pottery groups was generally similar.

Waste deposits

Contexts (2059), (6052), (6066), (6072), (6104), (6109), (6117) and, (6120) mostly

produced very small groups of pottery. Although listed as a waste deposit, the pottery from Context (2059) is exclusively twentieth-century in date and more closely resembles the material from the demolition deposits. That from (6052) and (6117) is late in date (nineteenth to twentieth century), the sherd from (6072) is nineteenth-century in date, but clearly residual, having been derived from a stream or river. Only one sherd of pottery was recovered from Context (6066), the rim of an undecorated saucer of later nineteenth- or twentieth-century date. Context (6080) produced a small group of later eighteenth- to nineteenth-century wares, together with a small number of sherds of Brown Glazed Coarseware, including a cylindrical vessel. Contexts (6104) and (6120) produced only single sherds of Brown Glazed Coarseware, in the former case, the base of a cylindrical vessel. Context (6109) produced one sherd of Creamware. Context (6120) produced only a single sherd of Brown Glazed Coarseware. These groups are later in date than the stratigraphically similar groups from Trench 2 (described above), but the quantities of pottery are so low in all cases that it is difficult to use them as the basis for robust inferences.

Demolition deposits

The demolition Contexts (6001, 6002, 6005, 6016) and (6017) produced domestic pottery groups which are relatively small (only Context (6001) produced a group of substantial size) and are generally of twentieth-century date with small quantities of later nineteenth- to early twentieth-century material. A significant part of these groups consisted of utilitarian whitewares including plates and mugs.

Context (6001) includes a number of marked vessels and also the rim of a plate printed with the name 'McLeods' which may refer to a café, hotel or similar establishment. Several sherds carried manufacturing details; 'Belgrave China Made in England' is certainly twentieth-century date while 'Johnson Bros. England' and 'England' are post-1891, but more probably of mid-twentieth-century date, as is the sherd with the word 'Foreign' printed on the base. The 'Belgrave China' mark is accompanied by the initials 'B&H' referring to the firm of Blackhurst and Hulme a company that operated from the Belgrave Works at Longton in Staffordshire (Godden 1991:79) between 1890 and 1932. The Johnson Brothers mark also refers to a Staffordshire firm, Johnson Bros. (Hanley) Ltd, which was still in operation in 1991. Brown Glazed Coarseware is limited to a single sherd from this context.

Context (6005) produced only a small group of pottery which is predominantly of later nineteenth- to twentieth-century date. It also included an industrial component of unknown function and bearing the serial number PR 584. Contexts (6016) and (6017) produced similarly small groups of exclusively domestic material which includes material of nineteenth- to twentieth century date.

Other contexts

Context (6117), which consisted of rubble overlying a floor, produced only three sherds of later nineteenth- to twentieth-century pottery all from cups and mugs. Pottery from a drain, Context (6085), is limited to a sherd of nineteenth-century whiteware. Context (6008) produced two sherds of domestic pottery, both of nineteenth- to twentieth-century date, resembling the material from contexts (6016, 6017, 6052) and (6117).

Trench 7

The pottery from Trench 7 was recovered from a series of rubble and cinder layers above the foundations of the Suffolk Works. This includes a substantial assemblage of domestic pottery (**Table AP3.12**) and Brown Glazed Coarsewares (**Table AP3.11**), the latter dominated by cylindrical vessels with smaller numbers of pancheons and jars. Contexts (7019) and (7031) contains only Brown Glazed Coarsewares, all the identifiable sherds but one (a pancheon rim) being from cylindrical vessels. Two of the cylindrical vessels from (7031) have perforated walls, a feature of unknown significance that was rare elsewhere. Conical vessels are absent from the entire group.

The groups of domestic pottery are generally mixed, including later eighteenth- to nineteenth-century material. The group from Context (7002) includes a small later nineteenth- to twentieth-century element, as does the cleaning layer (7012), but elsewhere such pottery is absent, suggesting derivation from deposits that were created in the mid to late nineteenth century. No cross-context joins can be identified, but the general character of the different context groups throughout the trench is broadly similar.

Trench 8

The details of the pottery from Trench 8 are summarised in **Tables AP3.13** and **AP3.14**.

Foundation deposits

With the exception of a sherd of later nineteenth- to twentieth-century type from (8012), the material from the foundation deposits, Contexts (8012, 8013, 8078, 8082, 8083, 8084, 8130), is of eighteenth- to nineteenth-century date and includes a number of residual sherds derived from a stream or river. Only two sherds of Brown Glazed Coarseware are present, one of them a heavily abraded rim sherd from a pancheon.

Furnace slots

Of the deposits filling the furnace slots, Contexts (8025), (8120), (8121), (8122), (8126), (8148), only (8120) and (8121) produced groups of pottery of any significant size. The bulk of this material is of later nineteenth- to early twentieth-century date, with a small quantity of nineteenth-century pottery which should be considered as either a minor component of the assemblage or residual. One marked sherd is present, part of a flat object bearing the words 'John Heath's ...ved ...per'. While it is possible that the name relates to John Heath, owner of the Stych Pottery in Burslem which was in production between 1809 and 1823, it is also possible that the name relates to the inventor or patent owner of a device of which the ceramic component was a part. In which case, the second word may be 'Improved', although what the object was that had been improved, remains obscure. This reading of the text fits more closely with the date of the remainder of the group which is generally later than the date of Heath's pottery.

The small quantities of domestic pottery from Contexts (8025) and (8122) are also of later nineteenth- to early twentieth-century date. Contexts (8123, 8126) and (8148) produced fragments of industrial brick. Those from (8123) and (8126) are clearly components relating to the furnace, being made of fireclay and perforated along the long axis and heavily burnt. The fragment of burnt, bevel edged tile from (8148) may also have been part of the furnace, although precisely which part is not clear.

Rubble backfill

The quantity of pottery from Contexts (8004) and (8064) is extremely small and that from (8004) limited to Brown Glazed Coarseware. Two sherds were recovered from Context (8064), the handle of a stoneware flagon and a small piece of the rim of a late Blackware vessel. Neither can be precisely dated, but are most probably of nineteenth-century date.

Brick rubble layer

Only two sherds of pottery were found in Context (8049), one a piece of Colour Glazed ware dating to the later eighteenth or nineteenth century, the other a piece of nineteenth-century transfer printed whiteware with a distinctive but unidentified design featuring closely spaced blue spirals.

Pit (8096)

Two contexts (8080, 8099) are identified as the fills of a pit (8096) and both contained sherds of Brown Glazed Coarseware. Domestic pottery is limited to two sherds of nineteenth-century Whiteware, one (8080) with hand-painted designs externally, the other with transfer printed decoration (8099).

Room 9

Context (8131), located beneath a floor of sandstone slabs in Room 9, contained a group of nineteenth-century pottery together with two slightly earlier sherds of later eighteenth- to early nineteenth-century date, one of which is discoloured, possibly from prolonged immersion in water. The same was true of one of the two sherds of unglazed red earthenware.

Context (8114), which appears to be the result of a single act of deposition within the room, produced the largest single group of pottery from the trench. The components of the group suggest that while the context may have been created as a single action, the pottery is derived either from several different sources or from a deposit that already contained mixed material. The general profile of the group resembled that from elsewhere on the site, with later eighteenth- and nineteenth-century material represented by Creamware, Brown Salt Glazed Stoneware and probably the Edged ware. Cane Coloured ware and Whitewares (both transfer printed and plain) are of nineteenth-century date while a small group of grey stoneware jam jars and a sherd of porcelain are of later nineteenth- or early twentieth-century date. Other coarsewares, brown glazed and unglazed, are undatable but include pancheons, cylindrical vessels, a shallow dish and flowerpots. A number of sherds bear thick white deposits of an unknown type which resembled those seen on sherds from the nearby Leadmill (Cumberpatch 2004).

Wall

Context (8110), associated with a wall produced a sherd of nineteenth-century Cane Coloured ware.

Demolition deposits

Two contexts (8046) and (8048) are associated with the demolition deposits and both produced nineteenth-century pottery, with a sherd of Creamware from Context (8046).

Pottery from the watching brief

Small amounts of pottery were recovered from the watching briefs maintained during the placing of the piles intended to support the car park which was constructed on the site of the Suffolk Works (**Tables AP3.15** and **AP3.16**). One marked sherd bears part of a word (LONGPO...) and 'Made in England'. The first word is interpreted as 'Longport', a district about a mile to the south and west of Tunstall and Burslem in Staffordshire which was home to a number of important potteries during the eighteenth and nineteenth centuries (Coysh and Henrywood 1997, 228). The 'Made in England' component indicates a twentieth-century date. Other sherds are less closely datable, but are also of a later (late nineteenth- to twentieth-century) date.

Unstratified pottery

The unstratified pottery (**Table AP3.19**) reflects the general range of material from the site and with the exception of a fragment of encrusted ware from Trench 8, no unusual or exceptional sherds have been noted.

Discussion

The pottery assemblage from the site of the Suffolk Works is of interest in two principal respects. First, it can be used to elucidate aspects of the history of the site itself and, second, it forms part of what is hoped will eventually be a substantial body of pottery from sites dating to the eighteenth, nineteenth and twentieth centuries excavated in Sheffield.

In terms of the history of the site, it would seem that the construction of the Suffolk Works took place either on a site that had seen extensive dumping of domestic refuse over a period that began in the latter part of the eighteenth or early nineteenth century, or that quantities of rubble derived from domestic contexts were used to level the ground prior to the beginning of building work. At least some of this material had come from a watercourse where it had been subject to sufficient mechanical erosion to produce the characteristic patterns of abrasion documented in the report. The sources of the later pottery are unclear, and while some may have been used on the site, it seems unlikely (in the absence of evidence to the contrary) that domestic pottery (cups, saucers, plates, carvers, serving dishes) was present in significant amounts within the factory on a routine basis.

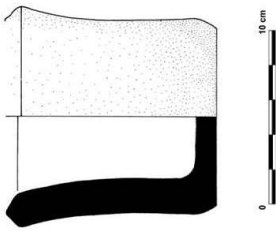


Figure AP3.1. Small Brown Glazed Coarseware vessel (2020)

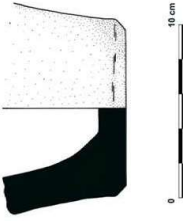


Figure AP3.2. Brown Glazed Coarseware conical vessel (2020)



Figure AP3.4. Bone china with brightly coloured lithograph print frieze showing stagecoach and rural scene (2063)



Figure AP3.5. Bone China with brightly coloured lithograph print frieze with middle eastern scene (2063)



Figure AP3.3. Bone China, reads 'King of Great Britain and Ireland and ... Brit ... Domin ... / Emperor of India' (2063)

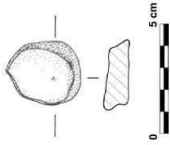


Figure AP3.6. Brown Glazed Coarseware pot disc (5025)



Figure AP3.7. Decorative creamware (6025)

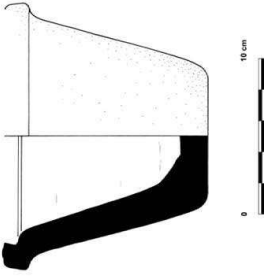


Figure AP3.8. Brown Glazed Coarseware conical vessel (6003)




Figure AP3.9. Unglazed Red Earthenware shallow dish (2021)

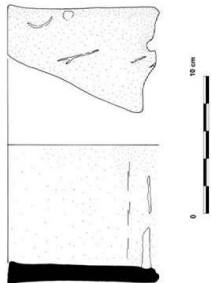


Figure AP3.10. Brown Glazed Coarseware (2021)

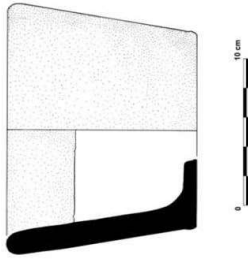


Figure AP3.11. Brown Glazed Coarseware (2021)




Figure AP3.12. Brown Glazed Coarseware shallow dish (8114)



Illustration AP3.14. Part of an flat
Whiteware object with a straight edge and
printed: JOHN HEATH'S / VED / PER,
probably John Heath, Stych Pottery, Burslem
1809-23

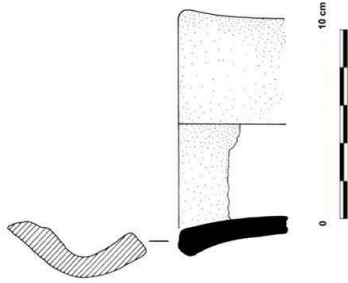


Figure AP3.13. Brown Glazed Coarseware
cylindrical vessel

Context	Type	No	Wt	ENV	Part	Form	Decoration	Rim D	Base D	Figure	Notes
1003	7CBM	1	195	1	Fragment	U/D	Undecorated				Glazed on one side, possible CBM
1003	Brown Glazed Coarseware	1	101	1	Base	U/D	Undecorated		6		Straight sided vessel, glazed internally
1003	Brown Glazed Coarseware	2	83	2	BS	U/D	Undecorated				Partial brown glaze internally
1003	Brown Glazed Coarseware	1	43	1	Rim	U/D	Undecorated	18			Brown glaze internally
1003	Brown Glazed Coarseware	3	14	3	BS	U/D	Undecorated				Brown glaze internally
1003	Fineware	2	7	2	BS	U/D	Undecorated				Brown glaze internally and externally
1003	Fineware	1	11	1	Rim	U/D	Undecorated	13			Everted, slightly overhanging rim
1003	Unglazed Redware	3	149	2	BS	U/D	Undecorated				Unglazed
1005	Brown Glazed Coarseware	1	36	1	BS	U/D	Undecorated	ND			
1018	Industrial ceramic	1	43	1	BS	U/D	Undecorated				Very thick body sherd
1018	Brown Glazed Coarseware	2	366	2	Base	?Jar	Undecorated		6		Brown glaze internally, parallel sided vessel
1018	Brown Glazed Coarseware	1	114	1	Base	?Jar	Undecorated		5		Brown glaze internally, parallel sided vessel
1018	Brown Glazed Coarseware	1	150	1	Base	?Jar	Undecorated		ND		Brown glaze internally, parallel sided vessel, abrasion suggests water-related abrasion
1018	Brown Glazed Coarseware	1	135	1	Base	?Jar	Undecorated		ND		Brown glaze internally, parallel sided vessel
1018	Brown Glazed Coarseware	1	359	1	Base	Conical vessel	Undecorated		ND		Brown glaze internally
1018	Brown Glazed Coarseware	2	193	2	BS	Conical vessel	Undecorated				Brown glaze internally
1018	Brown Glazed Coarseware	3	162	2	Base	Pancheon	Undecorated		ND		Brown glaze internally
1018	Brown Glazed Coarseware	1	154	1	Base	U/D	Undecorated		ND		Heavily abraded
1018	Brown Glazed Coarseware	1	121	1	Base	U/D	Undecorated		ND		
1018	Brown Glazed Coarseware	1	152	1	Rim	U/D	Undecorated	25			Collared rim, form U/D, patchy glaze internally
1018	Brown Glazed Coarseware	1	115	1	Rim	U/D	Undecorated	18			Collared rim, form U/D, patchy glaze internally
1018	Brown Glazed Coarseware	1	197	1	Rim	U/D	Undecorated	9.5			Brown glaze internally, straight sided vessel
1018	Brown Glazed Coarseware	1	298	1	Rim	U/D	Undecorated	7.5			Brown glaze internally, straight sided vessel
1018	Brown Glazed Coarseware	1	81	1	BS	U/D	Undecorated				Brown glaze internally; water abrasion

Context	Type	No	Wt	ENV	Part	Form	Decoration	Rim D	Base D	Figure	Notes
1018	Brown Glazed Coarseware	1	25	1	Base	U/D	Undecorated				Brown glaze internally; ?water abrasion
1018	Brown Glazed Coarseware	10	377	10	BS	U/D	Undecorated				Brown glaze internally, bright orange fabric
1018	Brown Glazed Coarseware	10	858	19	BS	U/D	Undecorated				Brown glaze internally, dark orange, hard fabric
1018	Brown Glazed Coarseware Type	1	59	1	Rim	U/D	Undecorated	9			Small patches of brown glaze
1018	Brown Glazed Coarseware Type	1	64	1	Rim	U/D	Undecorated	11			Small patches of brown glaze
1018	Brown Glazed Coarseware Type	1	59	1	Rim	U/D	Undecorated	10			Small patches of brown glaze
1018	Brown Glazed Coarseware Type	1	90	1	Rim	U/D	Undecorated	10			Small patches of brown glaze
1018	Brown Glazed Coarseware Type	1	51	1	Rim	U/D	Undecorated	11			Small patches of brown glaze
1018	Brown Glazed Coarseware Type	1	28	1	Rim	U/D	Undecorated	10			Small patches of brown glaze
1018	Brown Glazed Fineware	1	5	1	BS	U/D	Undecorated				Part of base with brown glaze internally
1018	Unglazed Redware	2	344	2	Base	Pantheon	Undecorated		ND		Unglazed red earthenware
1018	Unglazed Redware	1	20	1	Rim	U/D	Undecorated	8			Unglazed folded rim
1018	Unglazed Redware	3	97	3	BS	U/D	Undecorated				
1023	Brown Glazed Coarseware	1	104	1	BS	U/D	Black glaze internally, partial black glaze externally				
1023	Brown Glazed Fineware	2	5	2	BS	U/D	Undecorated				
Tri U/S	Unglazed Red Earthenware	1	83	1	BS	U/D	Undecorated				
Tri U/S	Unglazed Red Earthenware	1	56	1	BS	U/D	Undecorated				
	Total	73	5626	71							

Table AP3.1. Coarsewares from Trench 1.

Context	Type	No	Wt	ENV	Part	Form	Decoration	Rim R	Base R	Date range	Notes
1003	Brown salt glazed stoneware	1	22	1	Base	2Mug	Undecorated		4	C:19th	Beaded foot base
1003	Brown salt glazed stoneware	1	20	1	Rim	Dish	Undecorated	18		C:19th	Everted dish rim
1003	Brown salt glazed stoneware	1	11	1	BS	U/D	Repeated stamped motifs			C:19th	
1003	Brown salt glazed stoneware	1	3	1	BS	U/D	Undecorated			C:19th	
1003	Cane Coloured ware	2	9	2	BS	U/D	Undecorated			C:19th	
1003	Cane Coloured ware	1	2	1	BS	U/D	White slip line			C:19th	Cane coloured ware with slip decoration
1003	Cane Coloured ware	1	2	1	BS	U/D	Parallel brown and white slip line			C:19th	Cane coloured ware with slip decoration
1003	Cane Coloured ware	3	6	3	BS	U/D	Undecorated			EC:19th	Brown glaze internally and externally on a buff fabric
1003	Creamware type	1	18	1	Rim	Dish	Raised knobs on the top of the everted rim	ND		LC:18th - EC:19th	
1003	Creamware type	1	2	1	Footring base	Plate	Undecorated		ND	LC:18th - EC:19th	
1003	Creamware type	1	4	1	Rim	Plate	Undecorated	ND		LC:18th - EC:19th	Plain rim with beaded edge
1003	Creamware type	3	19	3	BS	U/D	Undecorated			LC:18th - EC:19th	Plain cream coloured body sherds
1003	Creamware type	1	11	1	Rim	U/D	Undecorated	ND		LC:18th - EC:19th	
1003	Edged ware	2	2	1	Rim	Plate	Moulded edge with feathered blue paint	ND		EC:19th	
1003	Edged ware	1	3	1	Rim	Plate	Moulded edge with feathered blue paint	ND		EC:19th	Abrasion suggests that the shard came from a stream
1003	Transfer Printed White ware	1	3	1	BS	Flatware	Garden landscape design internally			C:19th	
1003	White ware	1	4	1	BS	Dish	Undecorated			C:19th	
1003	White ware	1	3	1	BS	U/D	Undecorated			C:19th	
1003	White ware	2	1	2	BS	U/D	Undecorated			C:19th	Small chips
1005	Brown salt glazed stoneware	2	11	2	BS	U/D	Undecorated			C:18th - C:19th	
1005	Creamware type	1	4	1	Rim	Plate	Undecorated	20		LC:18th - EC:19th	Beaded plate rim
1005	Transfer Printed White ware	1	6	1	Recessed base	Hollow ware	Floral design internally			C:19th	
1005	Transfer Printed White ware	1	5	1	BS	U/D	Geometric or possibly floral design externally			C:19th	
1018	7Tile	1	44	1	Fragment	7Tile	Undecorated			Undated	
1018	Brown salt glazed stoneware	1	34	1	Base/BS	U/D	Repeated stamped design			C:18th - C:19th	
1018	Brown salt glazed stoneware	4	38	4	BS	U/D	Undecorated			C:18th - C:19th	Water-related abrasion
1018	Cane Coloured ware	1	9	1	Rim	Dish	Undecorated	ND		C:19th	
1018	Cane Coloured ware	1	17	1	Base	7Dish	Undecorated			C:19th	
1018	Cane Coloured ware	1	26	1	Rim	Dish	Undecorated	ND		C:19th	
1018	Cane Coloured ware	1	8	1	Rim	U/D	Undecorated	ND		C:19th	
1018	Cane Coloured ware	4	30	4	BS	U/D	Undecorated			C:19th	

Context	Type	No	Wt	ENV	Part	Form	Decoration	Rim R	Base R	Date range	Notes
1018	Cane Coloured ware	1	5	1	BS	UID	Brown and blue slip lines			C19th	?Mocha ware
1018	Cane Coloured ware	1	1	1	BS	UID	White slip line			C19th	
1018	Colour Glazed ware	1	7	1	BS	Fleware	Dark glaze internally and partially externally			?C18th	Dark glaze on buff body, water-related abrasion
1018	Creamware type	1	46	1	Flat base	Dish	Undecorated		ND	LC18th - EC19th	Water-related abrasion
1018	Creamware type	1	5	1	Recessed base	?Lug	Undecorated		ND	LC18th - EC19th	
1018	Creamware type	1	12	1	Flat base	Dish	Undecorated		ND	LC18th - EC19th	
1018	Creamware type	1	8	1	Rim	Plate	Undecorated	ND		LC18th - EC19th	
1018	Creamware type	1	5	1	Rim	Plate	Undecorated	16		LC18th - EC19th	
1018	Creamware type	9	34	8	BS	UID	Undecorated			LC18th - EC19th	
1018	Edged ware	1	3	1	Rim	?Cup/mug	Blue feathered paint, no moulding	7		EC19th	
1018	Edged ware	4	37	4	Rim	Plate	Wavy edged plate, moulded edge with feathered blue paint	ND		EC19th	Wavy edge makes determination of diameter difficult.
1018	Earthenware type	1	13	1	Flat base	Fleware	Undecorated		ND	EC19th	Very pale Pearlware type finish
1018	Porcelain	1	2	1	Footing base	Fleware	Chinese style landscape in blue		ND	C19th	
1018	Relief banded ware	1	3	1	Recessed base	?Lug	Relief bands		ND	C19th	
1018	Slip decorated whiteware	2	11	1	Rim	Dish	Thin brown slip lines on outer and inner edge of flat everted rim	16		C19th	
1018	Slip decorated whiteware	1	1	1	BS	UID	Brown slip bands around vessel			C19th	
1018	Slip decorated whiteware	1	1	1	BS	UID	Blue and brown slip bands around vessel			C19th	
1018	Slipware	1	25	1	BS	Dish	Red-brown and dark brown slip on white slip			C18th	Press moulded, dish; water-related abrasion
1018	Transfer Printed Whiteware	2	24	1	Rim	Plate	Willow III rim	12		C19th	Water-related abrasion
1018	Transfer Printed Whiteware	1	6	1	Footing base	Plate	Blue floral design internally		ND	C19th	
1018	Whiteware	1	22	1	Ring foot base	?Bowl	Undecorated		ND	C19th	Rather a thick, heavy ringfoot base
1018	Whiteware	1	5	1	Ring foot base	?cup	Undecorated		ND	C19th	
1018	Whiteware	1	8	1	Recessed base	Fleware	Undecorated		ND	C19th	Slightly blue-white colour
1018	Whiteware	2	1	1	BS	UID	Undecorated			C19th	
1018	Whiteware	1	5	1	BS	UID	Raised band of rilling		ND	C18th	
1018	Whiteware	1	6	1	BS	UID	Undecorated			C19th	
1018	Whiteware	1	1	1	BS	UID	Applied relief blue flower externally			C19th	
1023	Blue banded ware	1	1	1	BS	UID	Rilled band with blue paint, white body			C19th	
1023	Brown salt-glazed stoneware	1	129	1	Rim/body	Pantheon	Stamped/rouletted lines externally	18		C18th - C19th	

Context	Type	No	Wt	ENV	Part	Form	Decoration	Rim R	Base R	Date range	Notes
1023	Brown salt-glazed stoneware	1	3	1	BS/edge	U/D	Appears to have a cut-out element			C18th - C19th	Odd edge
1023	Cane Coloured ware	1	8	1	Rim	Dish	Undecorated	ND		C19th	Plain everted dish rim
1023	Creamware type	1	1	1	BS	U/D	Undecorated			LC18th - EC19th	Possible water-related abrasion
1023	Creamware type	2	6	1	BS	?Flatware	Undecorated			LC18th - EC19th	Plain flat base
1023	Creamware type	1	3	1	BS	U/D	Undecorated			LC18th - EC19th	
1023	Transfer Printed Whiteware	1	5	1	BS	?Flatware	?Willow			C19th	
1023	Transfer Printed Whiteware	1	1	1	BS	Hollow ware	Oriental style design			C19th	
1028	Transfer Printed Whiteware	1	11	1	BS	U/D	Willow			C19th	
1028	Transfer Printed Whiteware	1	2	1	BS	U/D	Willow			C19th	
	Total	100	851	94							

Table AP3.2. Domestic pottery from Trench

Context	Type	No	Wt	ENV	Part	Form	Dec	Rim R	Base R	Figure	Notes
2016	Brown Glazed Coarseware	1	6	1	BS	U/D	Undecorated				
2020	Brown Glazed Coarseware	1	264	1	Base	Conical vessel	Undecorated		4.5	AP3.2	Illustration should show the characteristic internal 'conical' profile and narrow base
2020	Brown Glazed Coarseware	1	286	1	Base	Conical vessel	Undecorated		ND		Base very chipped and pitted, probably from use
2020	Brown Glazed Coarseware	1	599	1	Profile	Cylindrical vessel	Brown glaze internally	7	6.5	AP3.1	Complete profile of a small Brown Glazed Coarseware vessel, brown glaze internally, unglazed externally
2020	Brown Glazed Coarseware	3	176	3	Rim	Cylindrical vessel	Brown glaze internally	ND			Plain rims, most probably from simple cylindrical vessels
2020	Brown Glazed Coarseware	1	140	1	Rim	Cylindrical vessel	Brown glaze internally	9			Plain rim, probably from a simple cylindrical vessel
2020	Brown Glazed Coarseware	3	134	3	Base	Cylindrical vessel	Brown glaze internally		ND		Thinner than normal cylindrical vessels with softer, paper fabric
2020	Brown Glazed Coarseware	1	268	1	Base	Cylindrical vessel	Brown glaze internally		6.5		Glazed internally, unglazed externally
2020	Brown Glazed Coarseware	1	162	1	Base	Cylindrical vessel	Brown glaze internally		6		Glazed internally, unglazed externally
2020	Brown Glazed Coarseware	1	145	1	Rim	Pancheon	Undecorated	24			Thick, square rim, flat topped with thick brown glaze internally
2020	Brown Glazed Coarseware	3	224	3	Rim	Pancheon	Undecorated	ND			Various pancheon type rims
2020	Brown Glazed Coarseware	2	493	2	Base	Pancheon	Undecorated		ND		
2020	Brown Glazed Coarseware	4	63	4	BS	U/D	Undecorated				
2020	Brown Glazed Coarseware	1	6	1	BS	U/D	Undecorated				Water-related abrasion
2020	Brown Glazed Coarseware	1	52	1	BS	U/D	Undecorated				Odd sherd with a 'stepped' profile internally which looks like the mouth of a drainpipe but in a Brown Glazed Coarseware fabric/glaze
2020	Brown Glazed Coarseware	19	771	19	BS	U/D	Undecorated	8			
2020	Unglazed Red Earthenware	1	16	1	Rim	U/D	Undecorated		ND		

Context	Type	No	Wt	ENV	Part	Form	Dec	Rim R	Base R	Figure	Notes
2020	Unglazed Red Earthenware	2	10	2	Base	UJD	Undecorated				
2020	Yellow Glazed Coarseware	1	12	1	BS	BS	Undecorated				Water-related abrasion; white slip internally
2020	Yellow Glazed Coarseware	1	37	1	BS	Pancheon	Undecorated				White slip with glaze giving a yellow finish internally
2021	Brown Glazed Coarseware	7	757	7	BS	?Cylindrical vessel	Undecorated				Brown glaze internally; lid sealed rim sections without surviving rims
2021	Brown Glazed Coarseware	1	105	1	BS	?Cylindrical vessel	Undecorated				Brown glaze internally; lid sealed rim sections without surviving rims
2021	Brown Glazed Coarseware	1	334	1	Base	Conical vessel	Undecorated		5.5		Brown glaze internally
2021	Brown Glazed Coarseware	2	324	2	Base	Conical vessel	Undecorated				Brown glaze internally
2021	Brown Glazed Coarseware	1	543	1	Rim	Cylindrical vessel	Brown glaze internally	9		AP3,11	
2021	Brown Glazed Coarseware	8	1471	8	Rim	Cylindrical vessel	Brown glaze internally	9.5			
2021	Brown Glazed Coarseware	8	485	8	Rim	Cylindrical vessel	Brown glaze internally	ND			
2021	Brown Glazed Coarseware	11	991	11	Base	Cylindrical vessel	Brown glaze internally			ND	
2021	Brown Glazed Coarseware	1	262	1	Base	Cylindrical vessel	Brown glaze internally				
2021	Brown Glazed Coarseware	1	133	1	Base	Cylindrical vessel	Brown glaze internally			6.5	
2021	Brown Glazed Coarseware	1	302	1	Base	Cylindrical vessel	Brown glaze internally			5.75	
2021	Brown Glazed Coarseware	1	217	1	Base	Cylindrical vessel	Brown glaze internally			6.5	
2021	Brown Glazed Coarseware	1	109	1	Base	Cylindrical vessel	Brown glaze internally			5.5	
2021	Brown Glazed Coarseware	1	84	1	Rim	Pancheon	Undecorated	19			Brown glaze internally; deep incised line splits the rim into two lobes
2021	Brown Glazed Coarseware	1	53	1	Rim	Pancheon	Undecorated	18			Brown glaze internally
2021	Brown Glazed Coarseware	1	49	1	Spouted rim	Spouted vessel	Undecorated	ND		AP3,10	Spout
2021	Brown Glazed Coarseware	31	1517	31	BS	UJD	Undecorated				Brown glaze internally
2021	Unglazed Red Earthenware	1	64	1	Base	?Cylindrical vessel	Undecorated				Unglazed
2021	Unglazed Red Earthenware	1	168	1	Profile	Shallow dish	Undecorated	14		AP3,9	Another form of industrial vessel?
2021	Unglazed Red Earthenware	3	301	1	BS	UJD	Undecorated				
2021	Unglazed Red Earthenware	1	38	1	BS	UJD	Undecorated				Water abraded
2021	Unglazed Red Earthenware	1	11	1	BS	UJD	Undecorated				Yellow glaze internally on a buff fabric with red inclusions
2021	Yellow Glazed Coarseware	1	74	1	BS	?Cylindrical vessel	Undecorated				
2042	Brown Glazed Coarseware	1	29	1	Rim	Industrial vessel	Undecorated	ND			Straight rim, no elaboration
2045	Brown Glazed Coarseware	1	215	1	Rim	Industrial vessel	Undecorated	9			Brown glaze internally; Unglazed externally
2048	Brown Glazed Coarseware	2	75	2	BS	Industrial vessel	Undecorated				
2053	Brown Glazed Coarseware	4	185	4	BS	Industrial vessel	Undecorated				
2055	Industrial ceramic	1	24	1	Component	Industrial component	Undecorated				See also 2063 for pieces of an identical object, but do not join
2055	Industrial ceramic	1	17	1	Component	Perforated disc	Undecorated				Brown glazed circular perforated ceramic object
2063	Brown Glazed Coarseware	2	129	2	Rim	Cylindrical vessel	Brown glaze internally				
2063	Brown Glazed Coarseware	1	83	1	Rim	Pancheon	Undecorated				

Context	Type	No	Wt	ENV	Part	Form	Dec	Rim R	Base R	Figure	Notes
2063	Brown Glazed Coarseware	1	69	1	Base	UID	Undecorated			7	Glazed internally only
2063	Brown Glazed Coarseware	1	44	1	Base	UID	Undecorated			ND	Central part of base, black glaze internally
2063	Brown Glazed Coarseware	18	477	18	BS	UID	Undecorated				Brown glaze internally
2063	Industrial ceramic	2	16	1	Rim	Threaded object	Undecorated				See also 2055; ceramic object with screw thread inside
2063	Industrial ceramic	1	4	1	BS	UID	Undecorated				Object with fluting externally, screw thread internally
2063	Unglazed Redware	1	86	1	Rim	Cylindrical vessel	Undecorated				
2063	Unglazed Redware	2	18	2	Rim	UID	Undecorated				
2064	Industrial ceramic	3	28	3	N/A	Insulators	Undecorated				Small insulators
2065	Industrial ceramic	1	33	1	Rim	Industrial component	Undecorated				Part of a serial number on the top; 1132 / 7HK
2055/2044	Industrial ceramic	2	62	1	Component	Perforated disc	Undecorated				Brown glazed circular perforated ceramic object
TR2/US	Brown Glazed Coarseware	1	1516	1	Base	Conical vessel	Undecorated			5	Shiny brown glaze internally
	Total	181	15448	177							

Table AP3.3. Coarsewares from Trench 2

Context	Type	No	Wt	ENV	Part	Form	Decoration	Rim R	Base R	Date range	Figure	Notes
2003	Brown salt glazed stoneware	1	50	1	Base	7Bottle	Undecorated			C18th - C19th		
2003	Brown salt glazed stoneware	1	63	1	Base	Bottle	Undecorated		3.5	C18th - C19th		Stamped mark with two words in an oval, upper one illegible, lower one begins 'Den... probably Bourne Denby, as in 2016
2003	Brown salt glazed stoneware	1	63	1	Base	Bottle	Undecorated		6	C18th - C19th		While internally, brown externally
2003	Brown salt glazed stoneware	1	27	1	Rim	Spouted bottle	Undecorated	2.25		C18th - C19th		Spouted bottle - ?ink
2003	Brown salt glazed stoneware	1	28	1	BS	UID	Incised line and stamped wavy line			C18th - C19th		
2003	Brown salt glazed stoneware	1	6	1	BS	UID	Undecorated			C18th - C19th		
2003	Cane Odboured wares	1	27	1	Base	Dish	Undecorated			C19th		
2003	Colour Glazed ware	1	32	1	Lid	Teapot	Undecorated			C18th - EC20th		Clear glaze on a red-brown fabric
2003	Creamware type	1	2	1	BS	UID	Undecorated			LC18th - EC19th		Slightly abraded edges
2003	Grey stoneware	1	19	1	Base	Jam jar	Wide fluting			LC18th - EC20th		
2003	Grey stoneware	1	20	1	Rim	Jam jar	Narrow bands of vertical fluting			LC18th - EC20th		
2003	Hand painted white ware	2	40	2	BS	Mug	Hand painted fruit and leaf motif (enameled)			C19th		
2003	Hand painted white ware	1	16	1	Rim	Mug	Hand painted fruit and leaf motif (enameled)		5.5	C19th		

Context	Type	No	Wt	ENV	Part	Form	Decoration	Rim R	Base R	Date range	Figure	Notes
2003	Lithograph printed	1	13	1	BS	?Mug	Stylised floral design			C20th		
2003	Lithograph printed	1	2	1	Rim	?Plate	Floral design	ND		C20th		
2003	Lithograph printed	1	12	1	Rim	Mug	Bright floral frieze below rim	5		C20th		
2003	Lithograph printed	1	24	1	Base	Mug	Part of blue design		5	C20th		Out decoration
2003	Lithograph printed	1	5	1	Rim	Mug	Stylised and simplified design of trees and fruit	5		C20th		Unusual design
2003	Lithograph printed	2	14	1	BS	Mug	Floral spray design externally			C20th		
2003	Lithograph printed	1	7	1	Rim	Saucer	Frieze internally below rim, stylised flowers in panels	8		C20th		Design has a slightly 'art nouveau' appearance
2003	Porcelain	1	19	1	Base&body	Cup	Undecorated		2.5	C20th		Printed 'Made in England' on underside, rather smudged and poorly printed
2003	Porcelain	3	13	3	Rim	Cup	Three thin silver lines below rim	4		C20th		
2003	Porcelain	1	4	1	Rim	Cup	Undecorated			C20th		
2003	Porcelain	1	16	1	Rim	Mug	Gold lines around vessel	4.5		C20th		
2003	Porcelain	7	36	7	BS	U/D	Undecorated			C20th		
2003	Porcelain	1	3	1	BS	U/D	Part of blue and yellow floral design; floral design			C20th		Colourful design resembling the associated 'whitewares
2003	Whiteware	1	7	1	Base	?Cup	Undecorated		ND	C19th - EC20th		
2003	Whiteware	2	26	2	Rim	?Mug	Undecorated			C19th - EC20th		
2003	Whiteware	2	35	2	Handle/BS	BS	Undecorated			C19th - EC20th		Plain utilitarian whiteware
2003	Whiteware	1	15	1	Rim	Mug	Pale peach coloured band around rim	5.5		C19th - EC20th		
2003	Whiteware	1	30	1	Base	Mug	Undecorated	4.75		C19th - EC20th		Handle stump
2003	Whiteware	1	11	1	Base	Mug	Undecorated	ND		C19th - EC20th		Plain utilitarian whiteware
2003	Whiteware	1	15	1	Base	Mug	Undecorated	ND		C19th - EC20th		
2003	Whiteware	1	2	1	Rim	Plate	Dark blue band inside rim	8		C19th - EC20th		
2003	Whiteware	1	12	1	Base	Saucer	Undecorated		ND	C19th - EC20th		Plain saucer
2003	Whiteware	1	3	1	BS	Saucer	Silver line internally			C19th - EC20th		
2003	Whiteware	6	60	6	BS	U/D	Undecorated			C19th - EC20th		Plain body sherds
2003	Whiteware	1	9	1	Corner	U/D	Undecorated			C19th - EC20th		Part of an angular shaped hollow ware object
2003	Whiteware	1	1	1	BS	U/D	Dark slip lines externally			C19th - EC20th		
2016	Brown salt glazed stoneware	6	397	1	Profile	Bottle with spout	Stamped 'Bourne Denby' in oval above		3.75	C20th		Spouted bottle; of the larger vessels with an identical stamp from this and other contexts

Context	Type	No	Wt	ENV	Part	Form	Decoration	Rim R	Base R	Date range	Figure	Notes
2016	Brown self-glazed stoneware	1	718	1	Base	Large bottle	Stamped 'Bourne Denby' in oval above base		5.25	C20th		
2016	Grey stoneware	3	336	1	Profile	Jam jar	Fluted body	ND	4.25	c. 1928 +		Stamped: Not genuine unless bearing W.P. Hartley's label with F.M.F. stamp (registered 1928)
2016	Grey stoneware	1	48	1	Base	Jar	Undecorated		5	C20th		
2016	Grey stoneware	2	33	2	Base	Jar	Fluted body		4	C20th		
2016	Lithograph printed	1	10	1	BS	Mug	Late blue transfer printed design, floral, tendrils			C20th		
2016	Lithograph printed	7	93	1	Rim	Plate	Angular (?octagonal) edged plate with brightly coloured floral and geometric motifs	ND		C20th		Very bright transfer printed design (lithograph), badly fitting join between transfer edges clearly visible, one plate or more?
2016	Lithograph printed	2	9	2	Rim	Plate	Bright colours geometric/floral design around rim, as ?occasional plate	ND		C20th		Lithograph printed ware
2016	Porcelain	1	8	1	BS	?Mug	Undecorated			C20th		
2016	Porcelain	1	16	1	Profile	Saucer	Undecorated	ND		C20th		
2016	White ware	1	6	1	BS	?Cup	Fluted externally			C20th		
2016	White ware	1	5	1	Rim	Mug	Undecorated	5		C20th		
2016	White ware	1	91	1	Rim	Mug	Broad transfer band below rim with flowers; late type transfer	5.25		C20th		Carelessly applied transfer
2016	White ware	6	140	6	Base	Mug	Undecorated		4	C20th		Base diameters around 4; one base with printed figure '5' on underside of base
2016	White ware	1	33	1	Base	Mug	Red transfer printed design externally		4.5	C20th		
2016	White ware	1	27	1	Base	Mug	Undecorated		5.25	C20th		
2016	White ware	1	34	1	Rim	Mug	Undecorated	4.5		C20th		Utilitarian tableware
2016	White ware	1	17	1	Rim	Mug	Undecorated	4		C20th		
2016	White ware	1	6	1	Rim	Saucer	Undecorated	8		C20th		
2016	White ware	2	50	1	Profile	Saucer	Dark blue line inside rim	8		C20th		cf 2003
2016	White ware	2	15	2	BS	UID	Undecorated			C20th		
2016	White ware	1	6	1	BS	UID	Brown ?leaf design			C20th		
2106	White ware	2	27	1	Footring base	Plate	Undecorated		ND	LC19th - C20th		
2106	White ware	2	25	1	Profile	Saucer	Fluted internally	7	ND	LC19th - C20th		

Context	Type	No	Wt	ENV	Part	Form	Decoration	Rim R	Base R	Date range	Figure	Notes
2020	Blue Banded ware	1	3	1	BS	?Bowl	Undecorated			C19th		Rilled band, blue painted over rilling
2020	Brown salt glazed stoneware	1	6	1	Rim	?Mug	Undecorated			C19th		Rouletted band
2020	Brown salt glazed stoneware	2	66	2	Base	Bowl	Undecorated		ND	C19th		Globular bowls
2020	Brown salt glazed stoneware	2	109	2	Rim	Bowl/panchebowl	Stamped designs externally	15		C19th		Two different vessels, but with same diameter
2020	Brown salt glazed stoneware	1	19	1	Rim	Bowl/panchebowl	Undecorated	13		C19th		Incised lines externally
2020	Brown salt glazed stoneware	2	24	2	Rim	Bowl/panchebowl	Undecorated	ND		C19th		
2020	Brown salt glazed stoneware	7	66	6	BS	UID	Undecorated			C19th		Plain brown stoneware body sherds
2020	Brown salt glazed stoneware	3	27	3	BS	UID	Incised lines			C19th		
2020	Cane Coloured Slipware	1	5	1	BS	UID	Faint white line around vessel			C19th		Water-related abrasion
2020	Cane Coloured Slipware	1	3	1	Rim	UID	Brown and white slip lines around body			C19th		
2020	Cane Coloured Slipware	1	1	1	BS	UID	Brown slip lines around vessel			C19th		
2020	Cane Coloured Slipware	1	3	1	BS	UID	Blue and white slip lines around vessel			C19th		
2020	Cane Coloured Slipware	1	1	1	BS	UID	Brown slip line and white band around vessel			C19th		
2020	Cane Coloured Slipware	1	1	1	BS	UID	White slip band around vessel			C19th		
2020	Cane Coloured ware	1	9	1	Ring foot base	?Bowl	Undecorated			C19th		Angular ring foot base
2020	Cane Coloured ware	4	61	2	Base	UID	Undecorated			C19th		Sherds from the centre of a large base
2020	Cane Coloured ware	1	43	1	Recessed base	UID	Undecorated		2	C19th		Thick small diameter base
2020	Cane Coloured ware	2	4	2	BS	UID	Undecorated			C19th		
2020	Cane Coloured ware	1	31	1	Splayed base	UID	Undecorated		4.5	C19th		Recessed base with splayed foot
2020	Cane Coloured ware	1	11	1	Splayed base	UID	Undecorated		5	C19th		Recessed base with splayed foot
2020	Cane Coloured ware	1	16	1	Ring foot base	UID	Undecorated		4.5	C19th		Rounded ring foot base
2020	Creamware type	1	2	1	Rim	Flaware	Undecorated			LC18th - EC19th		Water-related abrasion
2020	Creamware type	2	7	2	BS	UID	Undecorated			LC18th - EC19th		Water-abraded
2020	Creamware type	3	5	3	BS	UID	Undecorated			LC18th - EC19th		Water-related abrasion

Context	Type	No	Wt	ENV	Part	Form	Decoration	Rim R	Base R	Date range	Figure	Notes
2020	Creamware type	1	2	1	Rim	Bowl	Undecorated			LC18th - EC19th		
2020	Creamware type	1	1	1	Rim	Bowl	Undecorated			LC18th - EC19th		
2020	Creamware type	1	13	1	Rim	Dish	Undecorated			LC18th - EC19th		Narrow dish rim
2020	Creamware type	3	29	3	Rim	Dish/bowl	Undecorated			LC18th - EC19th		
2020	Creamware type	3	11	3	BS	Dish/bowl	Undecorated			LC18th - EC19th		
2020	Creamware type	2	7	1	Rim	Dish/bowl	Undecorated			LC18th - EC19th		Beaded soup-bowl type rim
2020	Creamware type	3	9	3	Rim	Dish/bowl	Undecorated			LC18th - EC19th		Beaded soup-bowl type rim
2020	Creamware type	1	4	1	Footring base	Flaware	Undecorated			LC18th - EC19th		
2020	Creamware type	1	2	1	Footring base	Flaware	Undecorated			LC18th - EC19th		
2020	Creamware type	1	6	1	BS	Flaware	Undecorated			LC18th - EC19th		
2020	Creamware type	1	6	1	BS	Hollow ware	Undecorated			LC18th - EC19th		
2020	Creamware type	22	72	22	BS	UID	Undecorated			LC18th - EC19th		Plain Creamware type
2020	Creamware type	1	4	1	BS	UID	Fluted body			LC18th - EC19th		
2020	Creamware type	1	10	1	BS	UID	Undecorated			LC18th - EC19th		
2020	Creamware type	4	21	4	BS	UID	Undecorated			LC18th - EC19th		
2020	Edged ware	3	11	3	Rim	Plate	Blue feather edged paint on low relief moulded edge	ND		EC19th		Water-related abrasion
2020	Edged ware	5	34	5	Rim	Plate	Blue feather edged paint on low relief moulded edge	ND		EC19th		
2020	Hand painted whiteware	1	3	1	Ring foot base	Bowl/Cup	Central blue hand painted flower	2.5		C19th		
2020	Hand painted whiteware	1	1	1	BS	UID	Blue painted design externally			C19th		
2020	Late Blackware type	1	7	1	BS	UID	Undecorated			EC19th		Resembles late Blackware, but presumably not the 18th century type
2020	Late Blackware type	1	12	1	Base	UID	Undecorated		ND	EC19th		Resembles late Blackware, but presumably not the 18th century type
2020	Peartware	1	2	1	Recessed base	Flaware	Blue circle in centre of base			EC19th		
2020	Porcelain	1	13	1	Ring foot base	Bowl	Undecorated		4	C19th		Tall wedge-shaped ring foot base
2020	Porcelain	2	2	2	Rim & BS	Small jar	Relief moulded externally			C19th		Small jar
2020	Slip decorated whiteware	1	1	1	Rim	UID	Blue and brown slip bands around vessel			C19th		
2020	Slip decorated whiteware	1	1	1	Rim	UID	Red-brown band on whiteware body			C19th		
2020	Transfer Printed Peartware	1	2	1	Recessed base	Flaware	Blue on slip style design with small			EC19th		

Context	Type	No	Wt	ENV	Part	Form	Decoration	Rim R	Base R	Date range	Figure	Notes
2020	Transfer Printed Pearlware	1	2	1	Base	Flaware	house Chinese style trees			EC19th		
2020	Transfer Printed Whiteware	1	1	1	BS	UID	Blue transfer printed vegetation and stylised floral design			C19th		Water-related abrasion
2020	Transfer Printed Whiteware	1	4	1	?Spout	?Jug	Blue floral design			C19th		
2020	Transfer Printed Whiteware	1	1	1	Rim	?Mug	UID transfer printed design	ND		C19th		
2020	Transfer Printed Whiteware	1	4	1	Rim	Bowl	Blue floral designs internally and externally	10		C19th		Stylised design externally ?Egyptian style
2020	Transfer Printed Whiteware	3	6	3	BS	Flaware	Transfer printed chinese style designs			C19th		
2020	Transfer Printed Whiteware	1	2	1	Base	Flaware	Architectural element with tree			C19th		Flat sherd from the centre of a flaware vessel
2020	Transfer Printed Whiteware	2	6	2	Recessed base	Flaware	Blue transfer printed oriental style designs			C19th		
2020	Transfer Printed Whiteware	1	2	1	Rim	Plate	Transfer printed chinese style designs	ND		C19th		
2020	Transfer Printed Whiteware	4	16	3	BS	UID	Dark blue designs featuring figures and horses			C19th		
2020	Transfer Printed Whiteware	1	4	1	BS	UID	Blue floral design externally			C19th		
2020	Transfer Printed Whiteware	1	1	1	BS	UID	Stylised floral/carbonal design			C19th		
2020	Transfer Printed Whiteware	1	1	1	BS	UID	Blue design externally			C19th		
2020	White slipware	1	18	1	BS	UID	Thin brown lines on a white background			C19th		
2020	Whiteware	1	10	1	Flat base	Dish	Undecorated			C19th		Water-related abrasion
2020	Whiteware	5	46	5	Base	Flaware	Undecorated			C19th		Flat sections of large whiteware flaware, water-related abrasion
2020	Whiteware	1	17	1	BS	UID	Undecorated			C19th		Water-related abrasion
2020	Whiteware	1	3	1	Ball	Ball	Undecorated			C19th		Ceramic ball (half)
2020	Whiteware	1	1	1	Handle	Cup	Undecorated			C19th		
2020	Whiteware	1	1	1	Rim	Flaware	Blue smudged line internally			C19th		
2020	Whiteware	1	4	1	Base	Flaware	Undecorated			C19th		
2020	Whiteware	1	3	1	Footring base	Flaware	Undecorated		ND	C19th		Painted spray design internally
2020	Whiteware	1	4	1	Base	Footring base	Undecorated		ND	C19th		

Context	Type	No	Wt	ENV	Part	Form	Decoration	Rim R	Base R	Date range	Figure	Notes
2020	White ware	1	6	1	Rim	Jar	Moulded band with circles below rim; blue externally	ND		C19th		
2020	White ware	1	3	1	Recessed base	Jar	Undecorated		ND	C19th		
2020	White ware	1	2	1	Rim	Saucer	Undecorated	7		C19th		
2020	White ware	1	2	1	Rim	UID	Yellow painted band below brown flared rim	7.5		C19th		
2020	White ware	1	1	1	BS	UID	Rilled band and blue stylised floral design			C19th		
2020	White ware	1	6	1	Recessed base	UID	Rouletted decoration externally with thin green paint			C19th		
2020	White ware	12	39	12	BS	UID	Undecorated			C19th		Plain sherds
2020	White ware	2	7	2	Base	UID	Undecorated		ND	C19th		Ring foot base
2020	White ware	2	5	2	Rim & BS	UID	Undecorated			C19th		Burnt and blistered
2021	Brown Salt Glazed Stoneware	1	16	1	Rim	Bowl	Undecorated	6.5		C18th		Everted rim
2021	Brown Salt Glazed Stoneware	1	18	1	Base	UID	Undecorated		4	C18th		
2021	Brown Salt Glazed Stoneware	1	20	1	Base	UID	Undecorated		ND	C18th		
2021	Brown Salt Glazed Stoneware	1	2	1	BS	UID	Undecorated			C18th		
2021	Brown Salt Glazed Stoneware	1	10	1	BS	UID	Incised lines and stamped band			C18th		
2021	Cane Coloured ware	1	15	1	Ring foot base	Bowl	Undecorated		5	C19th		
2021	Cane Coloured ware	1	5	1	BS+Handle stump	Handled vessel	Moulded handle terminal			C19th		
2021	Cane Coloured ware	3	12	3	BS	UID	Undecorated			C19th		
2021	Creamware type	1	13	1	Rim	?Plate	Undecorated	ND		LC18th - EC19th		
2021	Creamware type	1	30	1	Ring foot base	Bowl	Undecorated		5	LC18th - EC19th		Angular footing
2021	Creamware type	3	24	3	Footring base	Plate	Undecorated		ND	LC18th - EC19th		
2021	Creamware type	1	8	1	Rim	Plate	Undecorated	12		LC18th - EC19th		
2021	Creamware type	4	18	4	BS	UID	Undecorated			LC18th - EC19th		
2021	Edged ware	1	6	1	Rim	Plate	Moulded wavy edge with blue feathered paint		ND	LC18th - EC19th		Peartware
2021	Edged ware	1	2	1	Rim	Plate	Moulded 'fountain'		ND	LC18th - EC19th		Peartware

Context	Type	No	Wt	ENV	Part	Form	Decoration	Rim R	Base R	Date range	Figure	Notes
2021	Late Blackware	1	22	1	Rim	Bowl	pattern edge with feathered blue point			LC18th - EC19th		Water abraded
2021	Late Blackware	4	44	4	BS	UID	Undecorated	15		LC18th - EC19th		One possibly water abraded
2021	Late Blackware	1	16	1	Rim	Bowl	Undecorated	14		LC18th - EC19th		Black glaze internally and externally
2021	Late Blackware	1	20	1	BS	UID	Undecorated		4	LC18th - EC19th		Black glaze internally and externally
2021	Late Blackware	1	17	1	Base	UID	Undecorated			LC18th - EC19th		Black glaze internally
2021	Pearlware type	1	9	1	Ring foot	UID	Undecorated		ND	LC18th - EC19th		Water abraded
2021	Pearlware type	1	4	1	Recessed base	UID	Undecorated			LC18th - EC19th		Water abraded
2021	Slip Banded Cane Coloured ware	1	5	1	BS	UID	Blue and white slip lines			C19th		
2021	Slip Banded Cane Coloured ware	1	2	1	BS	UID	Brown and white slip lines			C19th		
2021	Stoneware	1	71	1	Rim	Cylindrical vessel	Undecorated	ND		C19th		Resembles the BGOV cylindrical vessels but in stoneware
2021	Stoneware	1	529	1	Base	Cylindrical vessel	Undecorated		5.5	C19th		Salt glazed externally with an odd fabric resembling a stoneware but with coarse rock fragments
2021	Transfer Printed Pearlware	1	6	1	Footring base	Plate	?Asiatic Pheasants		ND	LC18th - EC19th		
2021	Transfer Printed White ware	1	6	1	BS	UID	Blue floral design			LC18th - EC19th		
2021	Transfer Printed White ware	1	8	1	BS	UID	Dark blue design, motif not determinable			LC18th - EC19th		
2022	White ware	3	40	3	Rim & BS	?Mug	Undecorated			LC19th - C20th		Thick, plain white ware
2022	White ware	3	62	3	Footring base	Plate	Undecorated			LC19th - C20th		Plain white plates
2022	White ware	2	7	2	BS	UID	Undecorated			LC19th - C20th		Thick, plain white ware
2022	White ware	1	2	1	Rim	UID	Undecorated			LC19th - C20th		
2023	Lithograph printed	1	1	1	Rim	Plate	Geometric design, grey on cream			LC19th - C20th		
2023	White ware	1	7	1	Rim	Mug	Silver line on rim			LC19th - C20th		
2023	White ware	1	3	1	Rim	Plate	Undecorated			LC19th - C20th		
2023	White ware	1	17	1	BS	Saucer	Undecorated			LC19th - C20th		
2024	Blue Banded ware	1	1	1	BS	UID	Blue lines and bands on white			LC19th - C20th		
2024	Brown stoneware	1	5	1	BS	UID	Undecorated			LC19th - C20th		
2024	Lithograph printed	2	22	2	Rim	Mug	Transfer printed frieze, stepped and tural			LC19th - C20th		One sherd very poorly executed with join cutting the frieze in the middle

Context	Type	No	Wt	ENV	Part	Form	Decoration	Rim R	Base R	Date range	Figure	Notes
2024	Lithograph printed	1	20	1	Rim	Mug	scene (as context 2053)			LC19th - C20th		
2024	Lithograph printed	1	4	1	Rim	Mug	Brightly coloured stylised leaf and geometric design below rim	ND		LC19th - C20th		Thin walled cups with raised bases
2024	Porcelain	2	17	2	Base	Cup	Undecorated			LC19th - C20th		
2024	Porcelain	1	4	1	Rim	Saucer	Gold line internally	9		LC19th - C20th		
2024	Porcelain	1	8	1	BS	UID	Dark line externally			LC19th - C20th		
2024	White ware	4	44	3	Rim	?Mug	Undecorated			LC19th - C20th		
2024	White ware	1	10	1	Rim	?Mug	Undecorated			LC19th - C20th		
2024	White ware	1	9	1	Rim	Cup	Undecorated	4		LC19th - C20th		
2024	White ware	2	36	2	Base	Mug	Undecorated		ND	LC19th - C20th		
2024	White ware	1	2	1	Handle	Mug	Undecorated			LC19th - C20th		
2024	White ware	1	50	1	Handle	Pint mug	Undecorated			LC19th - C20th		Round loop handle from pint mug
2024	White ware	1	27	1	Rim	Saucer	Undecorated	8.5		LC19th - C20th		
2024	White ware	1	6	1	Rim	Saucer	Undecorated	8.5		LC19th - C20th		
2024	White ware	10	124	10	BS	UID	Undecorated			LC19th - C20th		
2042	White ware	1	1	1	BS	UID	Undecorated			LC19th - C20th		
2043	Green stoneware	1	4	1	BS	Dish	Undecorated			LC18th - EC19th		?White ware
2048	Green stoneware	3	8	3	BS	Bottle	Undecorated			C19th		One of the flat bottles as found at Riverside
2053	White ware	1	6	1	Rim	Jar	Undecorated	5		LC18th - EC19th		
2055	Lithograph printed	1	47	1	Rim	Plate	Floral/vegetation transfer printed design on edge of plate; straight sided polygonal plate			C19th C20th		Distinctive brightly coloured transfer printed design
2055	Porcelain	1	6	1	Rim	Saucer	Thin silver lines	8		C20th		
2055	Porcelain	1	6	1	BS	UID	Undecorated			LC19th - C20th		
2055	White ware	4	53	3	Base	?Mug	Undecorated			LC19th - C20th		Thick white ware vessels
2055	White ware	1	3	1	Rim	?Mug	Dark blue band around rim	4.5		LC19th - C20th		
2055	White ware	1	9	1	Handle	Mug	Undecorated			LC19th - C20th		Angular handle
2055	White ware	1	11	1	Rim	Plate / saucer	Filled rim (moulded)	9		LC19th - C20th		
2055	White ware	6	28	6	BS	UID	Undecorated			LC19th - C20th		
2055	White ware	1	35	1	Base	UID	Undecorated			LC19th - C20th		Angular corner section of ?pyramid shaped object

Context	Type	No	Wt	ENV	Part	Form	Decoration	Rim R	Base R	Date range	Figure	Notes
2055	Whiteware	1	4	1	BS	U/D	Hand painted fruit motif (animal)			LC19th - C20th		
2056	Whiteware	1	6	1	BS	U/D	Large red floral design			LC19th - C20th		
2060	Whiteware	1	1	1	Rim	Plate	Dark blue band around edge of plate/saucer			LC19th - C20th		
2060	Whiteware	1	38	1	BS	U/D	Undecorated			LC19th - C20th		
2060	Whiteware	1	7	1	BS	U/D	Undecorated			LC19th - C20th		
2063	Bone china	1	9	1	BS	Mug	Royal commemorative vessel see text			C20th	AP3.3	'King of Great Britain and Ireland and ... Brit ... Domin ... / Emperor of India'
2063	Bone china	1	23	1	Rim	Mug	Frieze around rim with rural scene of stag/coosh and cottage	5		C20th	AP3.4	Brightly coloured lithograph print
2063	Bone china	1	10	1	Rim	Mug	Middle eastern scene around rim	5		C20th	AP3.5	Brightly coloured lithograph print
2063	Bone china	2	101	1	Base	Mug	Green painted floral design internally	5.25		C20th		
2063	Bone china	2	99	2	Base	Mug	Undecorated	4.5		C20th		
2063	Bone china	1	9	1	Base	Mug	Undecorated	ND		C20th		
2063	Bone china	3	20	3	BS	Mug	Large red flower with green leaves and thin black stem; hand painted rim; yellow flower below rim			C20th		
2063	Bone china	2	11	2	Rim	Mug	Black painted rim; yellow flower below rim	5		C20th		
2063	Bone china	38	32	38	BS	U/D	Undecorated			C20th		Various body shards, some heavily discoloured and stained, others clean
2063	Cane Coloured Slipware	1	3	1	Rim	Bowl	Brown and white slip lines	ND		C19th		
2063	Cane Coloured Slipware	1	5	1	BS	U/D	Brown slip lines on cane coloured body			C19th		
2063	Cane Coloured ware	2	31	2	BS	U/D	Undecorated			C19th		Pitted and abraded
2063	Creamware type	1	7	1	Handle	?Jug	Undecorated			LC18th - C19th		
2063	Creamware type	1	25	1	Rim	Dish	Moulded hemispheres on top of rim	12		LC18th - C19th		
2063	Creamware type	2	12	2	Rim	Plate	Undecorated	13		LC18th - C19th		Beaded edge to rim
2063	Creamware type	1	12	1	Rim	Plate	Undecorated	ND		LC18th - C19th		
2063	Creamware type	1	5	1	Rim	Plate	Undecorated	ND		LC18th - C19th		Beaded edge to rim
2063	Creamware type	2	8	2	BS	U/D	Undecorated			LC18th - C19th		
2063	Creamware type	1	3	1	BS	U/D	Relief moulded externally			LC18th - C19th		Pattern/design not determinable

Context	Type	No	Wt	ENV	Part	Form	Decoration	Rim R	Base R	Date range	Figure	Notes
2063	Earthenware	2	2	2	BS	UID	Blue surficosis externally			C19th		
2063	Edged ware	1	10	1	Rim	Plate	Slightly wavy edge, with faint feathered bluish tint	ND		C19th		
2063	Edged ware	1	12	1	Rim	Plate	Irregular wavy edges with moulting and blue feathered paint	ND		C19th		Distinctive wavy edge
2063	Porcelain	1	3	1	Rim	Cup	Three thin gold lines around rim	ND		LC19th - C20th		
2063	Porcelain	1	11	1	Rim	Mug	Lithograph printed frieze below rim; curvilinear geometric with panels containing flowers	ND		C20th		
2063	Porcelain	1	14	1	Rim	UID	Undecorated	4.5		C19th - C20th		
2063	Porcelain	1	17	1	BS	UID	Blue and yellow recent transfer frieze around vessel			C19th - C20th		Internal bulge below rim
2063	Porcelain	1	5	1	Ring foot base	UID	Undecorated		ND	C19th - C20th		
2063	Slip decorated ware	1	9	1	BS	UID	Black and white slip lines with cabled effect			C19th		Slip lines and bands with circular cable or wormed effect
2063	Slip Decorated Ware	1	2	1	BS	UID	Black and red-brown slip lines on white			C19th		
2063	Stoneware	2	24	2	BS	UID	Stamped designs			C19th		
2063	Stoneware	1	3	1	BS	UID	Incised lines			C19th		
2063	Transfer Printed Ware	1	20	1	Handle	Jug	Blue floral design in spine of handle			C19th		Blue transfer printed design
2063	Transfer Printed Ware	1	1	1	Flake	UID	Blue chinese style design			C19th		
2063	Transfer Printed Ware	1	12	1	Recessed base	UID	Part of blue Chinese style design			C19th		
2063	White ware	1	5	1	Base	?Cup	Fluted body (moulded)		ND	C19th - C20th		
2063	White ware	2	48	1	Ring foot base	Bowl	Undecorated		ND	C19th - C20th		
2063	White ware	1	8	1	Rim	Jar	Brown hand painted lines around vessel	4.5		C19th - C20th		
2063	White ware	1	6	1	Rim	Mug	Lithograph transfer printed floral frieze around rim	ND		C20th		
2063	White ware	4	11	4	Rim	Mug	Undecorated			C19th - C20th		
2063	White ware	3	27	2	Rim	Mug	Undecorated	4.5		C19th - C20th		

Context	Type	No	Wt	ENV	Part	Form	Decoration	Rim R	Base R	Date range	Figure	Notes
2063	White ware	2	8	1	Rim	Mug	Pale peach-coloured band around rim	5		LC19th - C20th		
2063	White ware	2	37	2	Rim&body	Mug	Thin green line around rim	ND		LC19th - C20th		
2063	White ware	1	4	1	Rim	Mug	Green bar and black line around rim	ND		LC19th - C20th		
2063	White ware	5	25	5	Handle	Mug & cup	One with transfer print (rec) on spine of handle			C19th - C20th		
2063	White ware	1	7	1	Rim	Plate	Undecorated	12		C19th - C20th		
2063	White ware	3	43	2	Rim	Saucer	Undecorated	8		C19th - C20th		
2063	White ware	4	21	4	Footing	Saucer	Undecorated			C19th - C20th		
2063	White ware	8	144	8	BS	UID	Undecorated			C19th - C20th		Plain white wares
2063	White ware	2	12	2	Base	UID	Undecorated			C19th - C20th		
2063	White ware	1	7	1	BS	UID	Undecorated			C19th - C20th		
2063	White ware	1	11	1	Base	UID	Undecorated			C19th - C20th		
2063	White ware	1	6	1	Rim	UID	Pale peach-coloured band around rim	4,5		C19th - C20th		
2063	White ware	1	8	1	BS	UID	Blue hand painted design externally			C19th - C20th		
2063	White ware	1	5	1	BS	UID	Undecorated			C19th - C20th		
2064	Colour Glazed ware	1	18	1	Rim	Teapot	Undecorated			LC19th - C20th		
2064	Hand painted white ware	4	24	1	Base	Flaware	Bright hand painted floral design internally			LC19th - C20th		Red, blue, black, yellow and green floral design ?underglaze colours
2064	Lithograph printed	1	22	1	Rimbody	?Mug	Bright transfer printed design showing a bridge, house and church			C20th		
2064	Lithograph printed	1	34	1	Base	Platte	Linear design internally			LC19th - C20th		
2064	Porcelain	1	3	1	Rim	?Mug	Gold rim, transfer printed design around floral design around rim	4,5		C20th		Distinctive design with vertical black bars behind design
2064	Porcelain	1	11	1	Rim	Saucer	Combination printed, handpainted and gilded curvilinear design internally	9		LC19th - C20th		Wavy edge
2064	White ware	1	11	1	Rim	?Mug	Part of commemorative vessel, flag and date	4,75		1935 +		

Context	Type	No	Wt	ENV	Part	Form	Decoration	Rim R	Base R	Date range	Figure	Notes
							'1935'					
2064	White ware	1	18	1	Base	Cup	Undecorated		ND	LC19th - C20th		
2064	White ware	2	23	2	Base	Mug	Undecorated		ND	LC19th - C20th		
2064	White ware	2	19	2	Rim	Mug	Undecorated	5.5		LC19th - C20th		
2064	White ware	2	18	2	Rim	Mug	Undecorated	ND		LC19th - C20th		Slightly everted rim, one sherd with handle stump
2064	White ware	1	5	1	Rim	Mug	Pale peach coloured band around rim	5		LC19th - C20th		
2064	White ware	1	13	1	Handle	Mug	Undecorated			LC19th - C20th		Angular handle
2064	White ware	1	7	1	Foot/ing base	Plate	Undecorated			LC19th - C20th		
2064	White ware	1	6	1	Rim	Plate	Willow frieze	ND		LC19th - C20th		
2064	White ware	8	46	8	Base	UID	Undecorated			LC19th - C20th		Blue and white transfer print, is very rare in this group which is dominated by brightly coloured lithograph printed wares
2064	White ware	1	1	1	Rim	UID	Yellow band around			LC19th - C20th		
2064	White ware	1	7	1	BS	UID	Small section of blue design			LC19th - C20th		
2065	Creamware type	1	6	1	Rim	Plate	Undecorated	ND		LC19th - EC19th		
2065	Lithograph printed	1	4	1	BS	UID	Brightly coloured floral design, red, yellow, green and grey			LC19th - C20th		
2065	White ware	1	4	1	BS	UID	Undecorated			LC19th - C20th		
2003/2016/2024	Lithograph printed white ware	3	45	1	Rim	Mug	Focal and geometric frieze below rim	4.5		C20th		Triple cross-context join
2003/2063	Bone china	2	18	1	Rim	Mug	Frieze around rim with stagecoach and cottage	5		C20th		See description in notes
2003/2063	Bone china	7	26	1	Rim	Mug	Frieze around rim with stagecoach and cottage	5		C20th		See description in notes
	Total	552	7264	511								

Table AP3.4. Domestic pottery from Trench 2

Context	Type	No	Wt	ENV	Part	Form	Decoration	Rim R	Base R	Notes
4018	Brick	1	23	1	Fragment	Brick	Undecorated			
4018	Brown Glazed Coarseware	1	29	1	BS	U/JD	Brown glaze internally			
4018	Unglazed red earthenware	2	163	2	Rim	Pancheon	Undecorated	17		White deposit internally
4018	Unglazed red earthenware	3	222	3	Base	U/JD	Undecorated		15	
4018	Unglazed red earthenware	1	51	1	BS	U/JD	Undecorated			
4021	Brown Glazed Coarseware	1	82	1	BS	?Pancheon	Undecorated			
	Total	9	570	9						

Table AP3.5. Coarsewares from Trench 4

Context	Type	No	Wt	ENV	Part	Form	Decoration	Rim R	Base R	Date range	Notes
4021	Brown stoneware	1	15	1	BS	U/JD	Undecorated			LC19th - C20th	
4021	Creamware type	1	6	1	Recessed base	Flitware	Undecorated			LC18th - EC19th	Slightly recessed base
4021	Edged ware	1	3	1	Rim	Plate	Moulded edge with blue feathered painted edge	15		C19th	Wavy edged plate, diameter estimated
	Total	3	24	3							

Table AP3.6. Domestic pottery from Trench 4

Context	Type	No	Wt	ENV	Part	Form	Decoration	Rim R	Base R	Figure	Notes
5007	Brown Glazed Coarseware	1	308	1	Rim/body	Industrial vessel	Undecorated			9	Cylindrical vessel, see drawing
5007	Brown Glazed Coarseware	1	14	1	BS	U/JD	Undecorated				Water abraded
5007	Brown Glazed Coarseware	1	35	1	BS	U/JD	Undecorated				Not abraded
5007	Brown Glazed Fineware	1	9	1	Rim	Jar	Undecorated			10	
5007	Unglazed red earthenware	1	33	1	Rim	U/JD	Undecorated				
5008	Brown Glazed Coarseware	1	160	1	Rim	?Conical vessel	Dark glaze internally			9	Rims of conical vessels are rare or at least hard to identify positively.
5008	Brown Glazed Coarseware	1	39	1	Rim	?Dish	Dark glaze internally			10	Soft orange fabric, flat topped rim with external bulge
5008	Brown Glazed Coarseware	1	372	1	Base	Conical vessel	Dark glaze internally			5.25	Conical internal profile
5008	Brown Glazed Coarseware	1	241	1	Base	Cylindrical vessel	Dark glaze internally			5.5	
5008	Brown Glazed Coarseware	1	197	1	Base	Cylindrical vessel	Dark glaze internally			ND	

Context	Type	No	Wt	ENV	Part	Form	Decoration	Rim R	Base R	Figure	Notes
5008	Brown Glazed Coarseware	1	143	1	Base	Cylindrical vessel	Dark glaze internally		7		
5008	Brown Glazed Coarseware	1	189	1	Rim	Cylindrical vessel	Dark glaze internally	ND			
5008	Brown Glazed Coarseware	1	23	1	Rim	Jar	Dark glaze internally and externally	9			Pointed triangular profile rim
5008	Brown Glazed Coarseware	1	94	1	Rim	Pancheon	Groove around external edge of rim	27			
5008	Brown Glazed Coarseware	1	78	1	Rim	Pancheon	Profiled square rim, glazed internally	22			
5008	Brown Glazed Coarseware	1	62	1	Rim	Pancheon	Ekingled rim	ND			
5008	Brown Glazed Coarseware	1	187	1	Rim	Pancheon	Everted rim with deep groove around external edge; black glaze internally	27			
5008	Brown Glazed Coarseware	13	430	15	BS	UJD	Dark glaze internally				Orange to red fabric
5008	Brown Glazed Coarseware Type	3	51	3	BS	UJD	Dark glaze internally and externally				Hard dark red fabric
5025	Brown Glazed Coarseware	3	652	3	Rim	Cylindrical vessel	Brown glaze internally	10			Plain simple rounded rim
5025	Brown Glazed Coarseware	1	216	1	Rim	Cylindrical vessel	Brown glaze internally	9			Plain simple rounded rim
5025	Brown Glazed Coarseware	1	100	1	Rim	Cylindrical vessel	Brown glaze internally	8			Plain simple rounded rim
5025	Brown Glazed Coarseware	1	302	1	Rim	Cylindrical vessel	Clear (red-brown) glaze internally	10.5			Plain simple rounded rim
5025	Brown Glazed Coarseware	1	364	1	Base	Cylindrical vessel	Dark glaze internally		6.5		Flat base
5025	Brown Glazed Coarseware	1	13	1	BS/Object	Pot disc	Undecorated			AP3.6	Sherd smoothed into an irregular disc
5025	Brown Glazed Coarseware	1	92	1	Rim	Trough-shaped vessel	Dark glaze internally	ND			Part of an everted, ovoid vessel, possibly with a spout
5025	Brown Glazed Coarseware	6	40	6	BS	UJD	Undecorated				Soft fine orange sandy fabric, one possibly water worn, four flaked
5025	Brown Glazed Coarseware	1	7	1	BS	UJD	Undecorated				Hard dark orange fabric
5025	Brown Glazed Coarseware	6	388	6	BS	UJD	Dark glaze internally				
5025	Brown Glazed Coarseware Type	1	9	1	Rim	Cylindrical vessel	Dark purple glaze internally	9			Flat topped rim; hard dense, semi-vitrified fabric with purple glaze internally
5025	Brown Glazed Fineware	1	23	1	Handle	Handles jar/jug	Undecorated				Strap handle
5025	Brown Glazed Fineware	1	10	1	Rim	Jar	Undecorated	9			Sharply everted rim
5027	Brown Glazed Coarseware	3	35	2	BS	UJD	Undecorated				Possibly water abraded, fresh break
	Total	63	4916	62							

Table AP3.7. Coarsewares from Trench 5

Context	Type	No	Wt	ENV	Part	Form	Decoration	Rim R	Base R	Date range	Figure	Notes
5007	Brown stoneware	1	17	1	BS/Handle	?Tankard	Undecorated			LC18th - EC19th		
5007	Cane Coloured ware	2	10	2	BS	L/D	Undecorated			C19th		Water abraded
5007	Creamware type	2	7	2	BS	L/D	Undecorated			LC18th - EC19th		Water abraded
5007	Creamware type	1	25	1	Ring foot base	L/D	Undecorated			LC18th - EC19th		Water abraded
5007	Creamware type	2	2	2	BS	Plate	Undecorated			LC18th - EC19th		
5007	Creamware type	1	10	1	Recessed base	L/D	Undecorated		6	LC18th - EC19th		
5007	Whiteware	1	1	1	Base	Hollow ware	Blue transfer printed designs but too small to determine design			C18th		
5007	Whiteware	1	6	1	Base	Plate	Willow			C19th		Slightly recessed base
5008	Brown stoneware	1	3	1	Rim	?Bowl	Undecorated	ND		C19th		Folded rim with cavity under fold
5008	Brown stoneware	1	11	1	Rim	?Dish	Undecorated	18		C19th		Everted flat rim
5008	Brown stoneware	1	11	1	Rim	Bowl	Undecorated	7		C19th		Small everted bowl rim
5008	Brown stoneware	5	60	5	BS	Hollow ware	Undecorated			C19th		
5008	Cane Coloured ware	1	1	1	BS	L/D	Undecorated			C19th		
5008	Cane Coloured ware	1	10	1	BS	L/D	White slip lines and bands			C18th		
5008	Creamware type	1	21	1	Rim	Dish	Undecorated	10.5		C18th - EC19th		Sharply everted rim; some evidence of water abrasion
5008	Creamware type	1	2	1	BS	L/D	Undecorated			C18th - EC19th		Water abraded sherd
5008	Creamware type	1	2	1	Base	Footring base	Undecorated	ND		C18th - EC19th		
5008	Creamware type	3	8	3	Rim	Plate	Undecorated	ND		C18th - EC19th		Flare rims
5008	Creamware type	4	10	4	BS	L/D	Undecorated			C18th - EC19th		
5008	Edged ware	1	5	1	Rim	Plate	Moulded edge with blue feathered painted edge	12		C18th		
5008	Green stoneware	1	12	1	BS	L/D	Undecorated			C19th - EC20th		
5008	Mocha ware	1	6	1	BS	L/D	White internally, red-brown externally with incised tree			C18th		
5008	Peckware type	2	2	1	BS	L/D	Undecorated			C18th		
5008	Transfer Printed Whiteware	1	3	1	Rim	Flatware	Floral frieze around rim	ND		C19th		
5008	Transfer Printed Whiteware	2	4	2	BS	Hollow ware	Chinese-style landscape			C19th		
5008	Transfer Printed Whiteware	2	1	1	BS	Hollow ware	Vertical pattern internally, unidentified design externally			C18th		
5008	Whiteware	2	10	1	Footring base	Flatware	Undecorated		ND	C18th		
5008	Whiteware	3	8	3	Base	Flatware	Undecorated			C19th		
5025	?Peckware type	2	5	1	Recessed base	Flatware	Undecorated		ND	C18th		Water abraded

5025	Brown stoneware	1	13	1	Rim	Bowl	Stamped designs		C19th	
5025	Brown stoneware	3	16	3	BS	U/D	Undecorated		C18th	
5025	Creamware type	1	3	1	BS	U/D	Undecorated		LC18th - C19th	Water abraded
5025	Creamware type	4	29	4	Rim	Plate	Undecorated	12	LC18th - C19th	Beaded rim
5025	Creamware type	2	5	1	Rim	Plate	Undecorated		LC18th - C19th	Flat rim
5025	Creamware type	1	5	1	Recessed base	Plate	Undecorated	ND	LC18th - C19th	
5025	Creamware type	1	24	1	Lid	Tureen	Undecorated		LC18th - C19th	Tureen lid? Oval shape
5025	Creamware type	1	5	1	Decorative element	U/D	Lobate decorative element		LC18th - C19th	AP3,7
5025	Creamware type	10	24	10	BS	U/D	Undecorated		LC18th - C19th	
5025	Green stoneware	1	328	1	BS	U/D	Undecorated		C19th - EC20th	
5025	Late Blackware type	1	4	1	BS	U/D	Undecorated		LC18th - C19th	Hard red fabric with black glaze internally and externally
5025	Pearlware type	1	2	1	Recessed base	Flatware	Undecorated	ND	?EC19th	
5025	Slip decorated ware	1	3	1	Rim	U/D	Black and white slip lines and bands on red-brown body	6	C19th	
5025	Transfer Printed Whiteware	1	1	1	Rim	Flatware	Unidentified blue design internally		C18th	
5025	Transfer Printed Whiteware	1	1	1	Rim	Flatware	Blue transfer printed hexagonal cellular design around rim	ND	C19th	
5025	Transfer Printed Whiteware	1	2	1	BS	U/D	Willow		C19th	
5025	Transfer Printed Whiteware	1	1	1	Handle	U/D	Floral pattern on spine of handle		C19th	Small handle with rectangular cross-section
5025	Transfer Printed Whiteware	1	2	1	BS	U/D	Unidentified blue design externally		C19th	
5025	Whiteware	1	2	1	Rim	Flatware	Thin green lines internally	8	C19th	
5025	Whiteware	1	2	1	BS	U/D	Thin green wash like glaze externally over irregularly spaced triangular impressions		C19th	
5027	Creamware type	3	19	3	BS	U/D	Undecorated		LC18th - C19th	Water abraded shards
5027	Creamware type	1	17	1	Ring foot base	?Bowl	Undecorated		LC18th - C19th	Plain Creamware with large ring foot base
5027	Edged ware	1	4	1	BS	U/D	Blue moulded edge with feathered edge paint	ND	LC18th - C19th	
	Total	88	785	83						

Table AP3.8. Domestic pottery from Trench 5

Context	Type	No	Wt	ENV	Part	Form	Decoration	Rim R	Base R	Figure	Notes
6000	Brown Glazed Coarseware	1	774	1	Base	Conical vessel	Brown glaze internally		4.5		
6000	Brown Glazed Coarseware	1	78	1	Rim	Cylindrical vessel	Brown glaze internally	10			
6000	Brown Glazed Coarseware	1	21	1	Rim	Cylindrical vessel	Brown glaze internally	ND			
6000	Brown Glazed Coarseware	6	202	6	BS	U/JD	Brown glaze internally				
6001	Brown Glazed Coarseware	1	121	1	Rim	Cylindrical vessel	Undecorated	10			Simple rim
6003	Brown Glazed Coarseware	1	27	1	Rim	Bowl	Brown glaze internally and externally	10			Folded rim
6003	Brown Glazed Coarseware	1	751	1	Base	Conical vessel	Brown glaze internally		4.5	AP3,8	Typical conical vessel with part of the lid-seated rim
6003	Brown Glazed Coarseware	1	499	1	Base	Conical vessel	Brown glaze internally		4.75		Conical vessel with typical thick base
6003	Brown Glazed Coarseware	2	250	2	BS	Conical vessel	Brown glaze internally				Upper part of vessel
6003	Brown Glazed Coarseware	2	656	2	Base	Conical vessel	Brown glaze internally		ND		
6003	Brown Glazed Coarseware	1	641	1	Base	Conical vessel	Brown glaze internally		4.5		
6003	Brown Glazed Coarseware	1	179	1	Base	Cylindrical vessel	Brown glaze internally		6		Flat base
6003	Brown Glazed Coarseware	4	959	4	Rim	Cylindrical vessel	Brown glaze internally	9			
6003	Brown Glazed Coarseware	1	133	1	Base	Cylindrical vessel	Brown glaze internally		6.5		Odd white fabric not the usual orange
6003	Brown Glazed Coarseware	3	160	3	Rim	Cylindrical vessel	Brown glaze internally	ND			
6003	Brown Glazed Coarseware	2	99	2	Rim	Cylindrical vessel	Brown glaze internally	ND			
6003	Brown Glazed Coarseware	3	350	3	Rim	Cylindrical vessel	Brown glaze internally	ND			
6003	Brown Glazed Coarseware	1	261	1	Base	Cylindrical vessel	Brown glaze internally		6		Very thick base
6003	Brown Glazed Coarseware	1	55	1	Base	Cylindrical vessel	Brown glaze internally		15		
6003	Brown Glazed Coarseware	1	216	1	Base	Cylindrical vessel	Brown glaze internally		ND		
6003	Brown Glazed Coarseware	3	139	3	Base	Cylindrical vessel	Brown glaze internally		ND		
6003	Brown Glazed Coarseware	1	70	1	Rim	Parcheon	Brown glaze internally	ND			
6003	Brown Glazed Coarseware	1	38	1	Rim	Parcheon	Brown glaze internally	ND			
6003	Brown Glazed Coarseware	1	127	1	Rim	Parcheon	Brown glaze internally	12			Flanged rim
6003	Brown Glazed Coarseware	1	89	1	Rim	Parcheon	Brown glaze internally	26			
6003	Brown Glazed Coarseware	16	585	16	BS	U/JD	Brown glaze internally				
6003	Brown Glazed Coarseware	2	24	2	BS	U/JD	Brown glaze internally and externally				
6003	Brown Glazed Coarseware	1	32	1	BS	U/JD	Brown glaze internally				Has a pierced hole (pre-firing) through wall
6003	Brown Glazed Coarseware	14	1168	14	BS	U/JD	Brown glaze internally				
6003	Brown Glazed Coarseware	1	31	1	BS	U/JD	Brown glaze internally				Hard, dense red fabric
6003	Brown glazed fineware	2	22	2	BS	U/JD	Brown glaze internally and externally				
6003	Unglazed Red Earthenware	1	92	1	Rim	Cylindrical vessel	Undecorated	10			
6003	Unglazed Red Earthenware	1	28	1	Rim	Cylindrical vessel	Undecorated	11			
6003	Unglazed red earthenware	3	195	3	BS	U/JD	Unglazed				
6003	Unglazed Red Earthenware	1	20	1	BS	U/JD	Undecorated				

Context	Type	No	Wt	ENV	Part	Form	Decoration	Rim R	Base R	Figure	Notes
6005	Industrial component	1	108	1	U/D	Rectangular block	Undecorated				Rectangular block (5.5x4.5x2.5 cm) with curved, half-cylinder cut-outs on short edges and through the short axis; serial no. PR.584, moulded
6019	Stoneware	1	22	1	Rim	Pipe	Undecorated				Salt glazed stoneware pipe rim
6020	Brown Glazed Coarseware	2	289	2	Base	Cylindrical vessel	Brown glazed internally				
6020	Brown Glazed Coarseware	1	75	1	Rim	Cylindrical vessel	Patchy brown glaze internally				
6020	Brown Glazed Coarseware	1	28	1	Rim	Cylindrical vessel	Brown glaze internally	ND			
6020	Brown Glazed Coarseware	1	57	1	Rim	Parcheon	Brown glaze internally	21			
6020	Brown Glazed Coarseware	7	289	7	BS	U/D	Brown glaze internally				
6020	Brown Glazed Coarseware type	2	651	1	Base	Conical vessel type	Yellow-brown glaze internally				Less of a conical profile internally, but closer to this than to the cylindrical vessel
6020	Brown glazed fineware	2	39	2	BS	U/D	Black glaze internally and externally				
6041	Brown Glazed Coarseware	1	53	1	Base	Cylindrical vessel	Brown glazed internally	ND			
6052	Brown Glazed Coarseware	1	447	1	Base	Conical vessel	Brown glaze internally	4.5			
6066	Brown Glazed Coarseware	1	17	1	BS	U/D	Undecorated				
6072	Brown Glazed Coarseware	1	99	1	Base	U/D	Undecorated				
6080	Brown Glazed Coarseware	2	255	2	Rim	Cylindrical vessel	Brown glazed internally				
6080	Brown Glazed Coarseware	8	362	8	BS	U/D	Undecorated				
6080	Brown Glazed Coarseware	2	108	2	Base	U/D	Undecorated				
6080	Brown Glazed Coarseware	1	105	1	BS	U/D	Undecorated				Has concrete attached
6085	GBM	2	62	2	Fragments	Brick	Undecorated				
6085	Drainpipe	2	966	2	Fragments	Drainpipe	Undecorated				Thin brown glaze internally and externally
6085	Drainpipe	7	142	7	Fragments	Drainpipe	Undecorated				Thin brown glaze internally and externally
6085	Drainpipe	2	966	2	Fragments	Drainpipe	Undecorated				Thin brown glaze internally and externally
6085	Drainpipe	7	142	7	Fragments	Drainpipe	Undecorated				Thin brown glaze internally and externally
6104	Brown Glazed Coarseware	1	168	1	Base	Cylindrical vessel	Brown glazed internally				
610	Brown Glazed Coarseware	1	29	1	Base	Bowl	Undecorated				Beaded foot
610	Brown Glazed Coarseware	1	80	1	Rim	Cylindrical vessel	Brown glazed internally	10			Simple rounded rim
610	Brown Glazed Coarseware	3	89	3	BS	U/D	Undecorated				Brown glazed internally
610	Unglazed red earthenware	1	20	1	Rim	Bowl	Undecorated	12			
612	Brown Glazed Coarseware	1	124	1	Rim	Cylindrical vessel	Brown glazed internally	9			
612	Brown Glazed Coarseware	1	39	1	Rim	Cylindrical vessel	Brown glazed internally	ND			
612	Brown Glazed Coarseware	1	35	1	BS	U/D	Undecorated				
612	Unglazed red earthenware	2	21	2	BS	U/D	Undecorated				
614	Brown Glazed Coarseware	1	370	1	Rim	?Pipe	Undecorated	9.5			Resembles the end of an earthenware pipe, brown glazed internally
614	Brown Glazed Coarseware	1	142	1	BS	Conical vessel	Undecorated				Brown glazed internally
614	Brown Glazed Coarseware	2	114	2	Base	Cylindrical vessel	Brown glazed internally				

Context	Type	No	Wt	ENV	Part	Form	Decoration	Rim R	Base R	Figure	Notes
614	Brown Glazed Coarseware	2	130	2	Rim	Cylindrical vessel	Brown glazed internally		ND		
614	Brown Glazed Coarseware	3	409	3	Base	Cylindrical vessel	Brown glazed internally		ND		
614	Brown Glazed Coarseware	1	273	1	BS/shoulder	Cylindrical vessel	Brown glazed internally				Deep flid seated rim
614	Brown Glazed Coarseware	1	157	1	Rim	Cylindrical vessel	Brown glazed internally	9.5			
614	Brown Glazed Coarseware	1	158	1	BS	Cylindrical vessel	Brown glazed internally				Clear glaze internally
614	Brown Glazed Coarseware	14	1035	14	BS	Cylindrical vessel	Brown glazed internally				
614	Brown Glazed Coarseware	3	227	3	Base	Cylindrical vessel	Brown glazed internally		5.5		
614	Brown Glazed Coarseware	1	200	1	Base	Cylindrical vessel	Brown glazed internally		6.5		
614	Brown Glazed Coarseware	3	500	3	Rim	Cylindrical vessel	Brown glazed internally	ND			
614	Brown Glazed Coarseware	1	23	1	Handle	Handled vessel	Undecorated				
614	Brown Glazed Coarseware	1	111	1	Rim	Pancheon	Wide collared bifid pancheon rim	ND			Brown glazed internally
614	Brown Glazed Coarseware	1	83	1	Rim	Pancheon	Undecorated	ND			Brown glaze internally, bifid collared rim
614	Brown Glazed Coarseware	10	345	10	BS	U/JD	Undecorated				
614	Brown Glazed Coarseware	1	6	1	BS	U/JD	Undecorated				
614	Unglazed red earthenware	1	6	1	BS	U/JD	Undecorated				Heavily water abraded
614	Unglazed red earthenware	3	140	3	BS	U/JD	Undecorated				
6120	Brown Glazed Coarseware	1	15	1	BS	U/JD	Undecorated				
6126	Brown Glazed Coarseware	1	130	1	Rim & Handle	Casserole dish	Undecorated	10.5			Lateral strap handle
6126	Brown Glazed Coarseware	2	105	1	Rim	Pancheon	Brown glazed internally	21			
6126	Brown Glazed Coarseware	1	77	1	Rim	Pancheon	Brown glazed internally	19			
6126	Brown Glazed Coarseware	1	131	1	Rim	Pancheon	Brown glazed internally	27			
6126	Brown Glazed Coarseware	1	45	1	Base	U/JD	Black glaze internally and externally		4.5		
6126	Brown Glazed Coarseware	1	19	1	BS	U/JD	Black glaze internally and externally				
6126	Brown Glazed Coarseware	11	269	11	BS	U/JD	Brown glaze internally				
6126	Drainpipe	9	1251	9	BS	Drainpipe	Undecorated				Small glazed sewer pipe
6126	Drainpipe	9	1251	9	BS	Drainpipe	Undecorated				Small glazed sewer pipe
6127	Brown Glazed Coarseware	1	105	1	Base	Bowl	Undecorated		5.5		Not one of the standard Brown Glazed Coarseware types from the site as it has a small footed base
6127	Brown Glazed Coarseware	2	130	2	BS	U/JD	Undecorated				
6140	Brown Glazed Coarseware	1	643	1	Base	Cylindrical vessel	Brown glaze internally		5.75		
6140	Brown Glazed Coarseware	1	147	1	Rim	Cylindrical vessel	Unglazed	14.5			
6140	Brown Glazed Coarseware	1	199	1	Rim	Pancheon	Brown glaze internally	27			
6141	Brown Glazed Coarseware	1	104	1	BS	U/JD	Undecorated				
6141	Brown Glazed Coarseware	1	44	1	BS	U/JD	Undecorated				
6142	Brown Glazed Coarseware	1	129	1	Rim	Pancheon	Brown glaze internally	24			

Context	Type	No	Wt	ENV	Part	Form	Decoration	Rim R	Base R	Figure	Notes
6000/6001	Light fitting	2	105	1	Fitting	Light fitting	Stamped serial number: 227				Ceramic fitting with metal electrical terminals etc
Total		253	26602	250							

Table AP3.9. Coarsewares from Trench 6

Context	Type	No	Wt	ENV	Part	Form	Decoration	Rim R	Base R	Date range	Notes
2059 (T16)	Late Redware	1	5	1	BS	U/D	Undecorated			Recent	Late
2059 (T16)	Late Transfer ware	1	6	1	Rim	Mug	Red transfer designs internally and externally	ND		C20th	Late transfer print
2059 (T16)	Porcelain	1	16	1	Rim	Mug	Overglaze lustre type decoration	ND		C20th	Late
2059 (T16)	Whiteware	1	1	1	BS/handle stump	Cup	Undecorated			C20th	Late
2059 (T16)	Whiteware	1	2	1	Base	Cup	Pink externally		ND	C20th	Late
2059 (T16)	Whiteware	1	17	1	Rim	Mug	Dark blue band around rim	4		C20th	Late
2059 (T16)	Whiteware	1	25	1	Handle	Mug	Undecorated			C20th	Late
2059 (T16)	Whiteware	3	37	3	BS	Mug	Undecorated		5.5	C20th	Late
2059 (T16)	Whiteware	1	15	1	Base	Mug	Undecorated			C20th	Late, secondarily burnt
2059 (T16)	Whiteware	1	5	1	Base	Mug	Undecorated			C20th	Late
2059 (T16)	Whiteware	1	1	1	Rim	Mug	Yellow and black hand painted design			C20th	Late
2059 (T16)	Whiteware	1	1	1	Rim	Plate	Green painted line around rim and black line			C20th	Late
2059 (T16)	Whiteware	2	7	1	Rim	U/D	Undecorated	ND		C20th	Late
2059 (T16)	Whiteware	1	1	1	BS	U/D	Rose-red coloured design			C20th	Recent plate
6000/6001	Lithograph printed	5	74	3	Profile	Plate	Brightly coloured floral and stylised frieze with raised bbs on flower petals	ND		C20th	
6000	Brown stoneware	1	4	1	BS	U/D	Undecorated			C19th	
6000	Cane Coloured ware	1	16	1	Rim	U/D	Blue and white lines on a cane coloured body	ND		C19th	
6000	Cane Coloured ware	1	7	1	Ring foot base	U/D	Undecorated		6	C19th	
6000	Coar. Glazed ware	1	19	1	BS	?Teapot	Shiny brown glaze internally and externally			C19th	
6000	Cheneware type	1	1	1	BS	U/D	Undecorated			LC18th - C19th	
6000	Lithograph printed	1	4	1	BS	Plate	Brightly coloured transfer printed design with fruit and leaves			C20th	
6000	Lithograph printed	1	3	1	Rim	Saucer	Narrow frieze around rim with slightly art nouveau appearance	8		C20th	
6000	Porcelain	1	6	1	Rim	Flatware	Thin silver lines internally	ND		C20th	
6000	Porcelain	1	7	1	Rim	Mug	Undecorated	4.5		C20th	
6000	Porcelain	1	13	1	Profile	Saucer	Broad red band internally	5.5		C20th	Footring base
6000	Sponge stamped ware	1	7	1	Rim	?Mug	Blue bands and sponge stamped green and red stylised floral design	5.5		LC19th - EC20th	
6000	Sponge stamped ware	1	4	1	BS	?Mug	Blue bands and sponge stamped green and red stylised			LC19th -	

Context	Type	No	Wt	ENV	Part	Form	Decoration	Rim R	Base R	Date range	Notes
6000	Transfer Printed Whiteware	1	6	1	BS	Hollow ware	floral design			EC20th	
6000	Transfer Printed Whiteware	1	8	1	BS	Hollow ware	Blue transfer printed design with figure			C19th	
6000	Utilitarian whiteware	1	29	1	Rim	Plate	Stylised pattern with tree and small building	11		C19th - EC20th	Thick utilitarian whiteware
6000	Whiteware	1	43	1	Ring foot base	Bowl	Undecorated		4	LC19th - EC20th	Rounded ring foot
6000	Whiteware	1	5	1	Ring foot base	Bowl	Gall line around ring foot base			LC19th - EC20th	
6000	Whiteware	2	12	1	Base	Flatware	Undecorated			LC19th - EC20th	
6000	Whiteware	1	7	1	Handle	Jug/Mug	Undecorated			LC19th - EC20th	Angular handle
6000	Whiteware	1	5	1	Rim	Plate	Undecorated	ND		LC19th - EC20th	
6000	Whiteware	1	5	1	Rim	Plate	Undecorated	12		LC19th - EC20th	
6000	Whiteware	3	13	3	BS	UID	Undecorated			LC19th - EC20th	
6000	Whiteware	1	3	1	Rim	UID	Undecorated			LC19th - EC20th	Folded rim with cavity
6000	Whiteware	1	2	1	Rim	UID	Undecorated	11		LC19th - EC20th	
6001	Blue Banded ware	9	47	6	Rim & BS	Bowl	Blue lines and bands around vessel	8		C19th	
6001	Brown stoneware	1	38	1	BS	UID	Undecorated			LC19th - EC20th	
6001	Brown stoneware	1	22	1	BS	UID	Stamped horizontal and wavy bands			LC19th - EC20th	
6001	Creamware type	1	13	1	BS	Dish	Undecorated			LC18th - EC18th	Water abraded
6001	Hand painted whiteware	1	19	1	Rim	Mug	Hand painted fruit and leaf decoration; enamel	5,5		C19th	
6001	Hand painted whiteware	1	9	1	Rim	Saucer	Red-brown line below rim with flowers and leaves; all hand painted; enamel	13		C19th	
6001	Lithograph printed	6	51	3	Rim & Base	Angular rim plate	Printed with frieze of leaves and flowers	ND		C20th	
6001	Lithograph printed	1	9	1	Handle	Mug	Diamond pattern on top of handle			C20th	Angular handle
6001	Lithograph printed	1	12	1	Rim	Plate	Brightly coloured floral and stylised frieze with raised blobs on flower petals			C20th	See 6000/6001
6001	Lithograph printed	1	6	1	Rim	Plate	Colourful frieze with panels containing flowers			C20th	Angular rimmed plate
6001	Lithograph printed	1	11	1	Footring base	Plate	Colourful frieze with panels containing flowers			C20th	Footring base
6001	Lithograph printed	1	6	1	Rim	Saucer	Narrow frieze around rim with slightly art nouveau appearance	8		C20th	Cf 6000

Context	Type	No	Wt	ENV	Part	Form	Decoration	Rim R	Base R	Date range	Notes
6001	Lithograph printed Porcelain	1	8	1	BS	Recessed base	Part of colourful frieze around vessel			C20th	
6001	Porcelain	1	13	1	BS	Footring base	Printed: Belgrave China - Made in England around a stylised crown with B&H in the centre		ND	C20th	
6001	Porcelain	2	5	1	BS	Footring base	Printed: Johnson Bros. England' under a crown		ND	C20th	
6001	Porcelain	1	8	1	Rim	Mug	Undecorated	4.5		C20th	
6001	Sponge stamped ware	1	2	1	Rim	Flaware	Silver lines around rim			C19th - C20th	
6001	Sponge stamped ware	1	28	1	Rim	Mug	Green sponge stamped design			C19th - C20th	
6001	Transfer Printed Whiteware	1	5	1	Rim	Mug	Green rim and sponge stamped red flower and green stem			C19th - C20th	
6001	Transfer Printed Whiteware	1	2	1	BS	U/D	Willow III frieze around rim	5		C19th - C20th	
6001	Uttarian whiteware	1	8	1	BS	U/D	Part of blue transfer printed design			C19th - C20th	
6001	Uttarian whiteware	2	26	1	Base	Bowl	Undecorated			C20th	
6001	Uttarian whiteware	1	8	1	Ring foot base	Mug	Printed 'Foreign'		ND	C20th	
6001	Uttarian whiteware	1	35	1	Rim	Plate	Printed name 'McLeods' and a thistle design	14		C20th	Thick utilitarian whiteware
6001	Uttarian whiteware	2	34	1	Rim	Plate	Undecorated	11		C20th	Thick utilitarian whiteware
6001	Uttarian whiteware	1	9	1	BS	Plate	Undecorated			C20th	Thick utilitarian whiteware
6001	Uttarian whiteware	1	9	1	Rim	Saucer	Undecorated	7		C20th	Thick utilitarian whiteware
6001	Uttarian whiteware	1	10	1	Base	Saucer	Undecorated			C20th	whiteware
6001	Uttarian whiteware	1	9	1	Rim	Saucer	Undecorated	8		C20th	
6001	Uttarian whiteware	1	8	1	Base	Saucer	Undecorated			C20th	
6001	Whiteware	4	19	2	Rim	Cup/mug	Dark blue line around rim	4.5		C19th - C20th	
6001	Whiteware	1	4	1	Rim	Cup/mug	Hand painted flower design	4.5		C19th - C20th	Secondarily burnt
6001	Whiteware	1	9	1	Footring base	Flaware	Cream finish with blue line internally			C19th - C20th	
6001	Whiteware	1	24	1	Handle	Mug	Undecorated			C19th - C20th	Angular handle
6001	Whiteware	1	5	1	Rim	Mug	Undecorated	5		C19th - C20th	
6001	Whiteware	1	15	1	Rim	Mug	Undecorated	5.5		C19th - C20th	
6001	Whiteware	1	12	1	Rim	Mug	Undecorated	5.5		C19th - C20th	
6001	Whiteware	2	19	2	Rim & BS	Mug	Undecorated	ND		C19th - C20th	Rim is too small to determine diameter. body sherd has handle stump
6001	Whiteware	1	5	1	Rim & Handle	Mug	Undecorated	4.5		C19th - C20th	
6001	Whiteware	1	6	1	Base	U/D	Printed 'England'		ND	1881 or later	
6001	Whiteware	5	83	5	BS	U/D	Undecorated			C19th - C20th	
6002	Ceramic handle	1	58	1	Handle	Utensil handle	Hand painted decoration			C19th - C20th	Should be included in report on knives

Context	Type	No	Wt	ENV	Part	Form	Decoration	Rim R	Base R	Date range	Notes
6003	Brown Salt Glazed Stoneware	1	14	1	BS	UID	Undecorated			C19th	
6003	Brown stoneware	1	13	1	Rim	Bowl	Undecorated	9		C19th	
6003	Brown stoneware	1	32	1	Base	UID	Undecorated		ND	C19th	
6003	Brown stoneware	1	10	1	BS	UID	Undecorated			C19th	
6003	Cane Coloured ware	1	2	1	BS	UID	Undecorated			C19th	
6003	Cane Coloured ware	1	4	1	Rim	UID	Black and white slip lines on cane coloured body			C19th	
6003	Cane Coloured ware	1	5	1	BS	UID	Black and white slip lines on cane coloured body			C19th	
6003	Creamware type	1	3	1	Rim	Bowl	Undecorated	ND		LC18th - C19th	Water abraded
6003	Creamware type	1	18	1	BS	UID	Undecorated			LC18th - C19th	Water abraded
6003	Creamware type	5	37	5	BS	UID	Undecorated			LC18th - C19th	Abraded
6003	Creamware type	1	10	1	Handle	?Jug	Undecorated			LC18th - C19th	
6003	Creamware type	1	2	1	Footring base	Flaware	Undecorated			LC18th - C19th	
6003	Creamware type	1	10	1	Footring base	Flaware	Undecorated			LC18th - C19th	
6003	Creamware type	2	15	2	Rim	Plate	Undecorated	ND		LC18th - C19th	
6003	Edged ware	2	9	2	Rim	Flaware	Moulded wavy edged rim with feathered blue paint			C19th	
6003	Green stoneware	1	99	1	Shoulder	Bottle	Undecorated			C19th - EC20th	
6003	Green stoneware	3	51	1	Base	Bottle	Undecorated			C19th - EC20th	
6003	India ware	1	14	1	Rim	UID	Cane Coloured ware with thin white slip lines and blue incense decoration on a white band			C19th	
6003	Porcelain	2	15	2	BS	UID	Blue transfer printed type design externally			C19th - C20th	Odd shards possibly from a figurine or ornament
6003	Transfer Printed Whiteware	1	6	1	Rim	?Jug	Blue transfer printed piece internally floral design externally			C19th - EC20th	
6003	Transfer Printed Whiteware	1	1	1	BS	Flaware	Blue transfer printed design internally			C19th - EC20th	Blue geometric design internally
6003	Whiteware	5	61	2	Rim	Dish	Plain white with narrow sharply everted rim	12		C19th - EC20th	Approximate diameter may not be entirely circular
6005	Transfer Printed Whiteware	2	8	1	Rim	Flaware	Willow III frieze around rim			C19th	Rectangular or angular sided plate
6005	Transfer Printed Whiteware	1	5	1	BS	Hollow ware	Chinese style design with pagoda			C19th	Not a C20th Transfer Print
6005	Transfer Printed Whiteware	1	3	1	Rim	UID	Small part of black transfer printed design	ND		C19th - EC20th	
6005	Whiteware	4	23	1	Rim	Flaware	Faint blue band within rim			C19th - EC20th	Fresh break
6005	Whiteware	3	6	1	Rim	Mug	Undecorated	17		C19th - EC20th	Fresh break
6005	Whiteware	1	1	1	BS	UID	Undecorated	ND		C19th - EC20th	Fresh break
6008	Porcelain	1	5	1	BS	Cup/mug	Pink wash effect			C19th - EC20th	
6008	Whiteware	1	10	1	BS	UID	Undecorated			C19th - EC20th	

Context	Type	No	Wt	ENV	Part	Form	Decoration	Rim R	Base R	Date range	Notes
6016	White ware	1	9	1	Base	Mug	Undecorated		5,5	C19th - EC20th	
6016	White ware	2	10	2	BS	Mug	Undecorated			C19th - EC20th	Secondarily burnt
6017	Brown stoneware	1	8	1	Rim	Bowl	Stamped wavy lines of dots			C19th	
6017	Brown stoneware	1	15	1	BS	U/D	Incised lines and wavy lines of dots			C19th	
6017	Brown stoneware	1	1	1	BS	U/D	Undecorated			C19th	
6017	White ware	1	3	1	Rim	Flareware	Greenish wash effect externally			C19th - C20th	
6020	?White ware	1	13	1	Footring base	U/D	Undecorated			C19th	Discoloured
6020	?White ware	1	4	1	Recessed base	U/D	Undecorated			C19th	Discoloured
6020	Brown stoneware	2	19	2	Rim	U/D	Undecorated			C19th	Discoloured
6020	Creamware type	4	9	4	BS	U/D	Undecorated			C19th	
6020	Creamware type	1	3	1	Rim	U/D	Undecorated	ND		LC18th - EC19th	
6020	Green stoneware	2	35	1	BS	U/D	Undecorated			LC18th - EC19th	
6020	Hand painted white ware	1	1	1	Rim	U/D	Hand painted green leaf design			C19th	Discoloured
6020	Porcelain	1	6	1	Rim	Saucer	Pale blue design	8		C19th	
6020	Slip decorated white ware	1	1	1	BS	U/D	Incised lines with black slip			C19th	Discoloured
6020	Transfer Printed White ware	1	2	1	BS	U/D	Chinese style design			C19th	Discoloured
6020	Unidentified	1	2	1	BS	U/D	Undecorated			C19th	Discoloured
6020	White ware	1	1	1	Rim	U/D	Undecorated	ND		C19th	
6020	White ware	1	6	1	BS	U/D	Undecorated			C19th	
6041	Brown stoneware	5	15	1	Rim	Bowl	Incised line below everted rim	5		C19th	
6041	Ceramic handle	1	12	1	Handle	Utensil handle	Undecorated			C19th	Should be included in report on knives etc
6041	White ware	1	1	1	Rim	Flareware	Undecorated			C19th	
6041	White ware	1	4	1	BS	U/D	Undecorated			C19th	
6052	Lithograph printed	1	6	1	Rim	Angular rim plate	Colourful frieze with sprays of flowers and geometric designs			C20th	
6066	Porcelain	4	28	1	Rim	Saucer	Undecorated	8		C19th - EC20th	
6072	Transfer Printed White ware	1	2	1	BS	Hollow ware	Black printed design with trees			C19th	Water abraded
6080	Cane Coloured Slipware	1	7	1	Rim	Bowl	One brown and four white slip lines below rim	ND		C19th	
6080	Cane Coloured ware	1	10	1	BS	U/D	Undecorated			C19th	
6080	Late Blackware	3	23	3	BS	U/D	Brown glaze internally and externally			LC18th - EC19th	
6080	Late Blackware	1	17	1	Ring foot base	U/D	Brown glaze internally and externally			LC18th - EC19th	
6080	Transfer Printed	1	3	1	BS	U/D	Blue geometric design			C19th	

Context	Type	No	Wt	ENV	Part	Form	Decoration	Rim R	Base R	Date range	Notes
	Whiteware										
6090	Whiteware	1	10	1	BS	U/D	Undecorated			C19th	
6095	Transfer Printed Whiteware	2	1	1	Rim	U/D	Blue transfer printed design externally and frieze internally			C19th	Design unidentifiable
6109	Creamware type	3	15	1	Rim	Dish	Undecorated	10		LC18th - EC19th	Sharply everted rim
6110	Brown stoneware	1	1	1	BS	U/D	Undecorated			C19th	
6110	Creamware type	1	1	1	Rim	U/D	Undecorated			LC18th - EC19th	Small rim ?cup
6110	Creamware type	2	3	1	BS	U/D	Undecorated			LC18th - EC19th	
6110	Creamware type	1	8	1	BS	U/D	Undecorated			LC18th - EC19th	
6112	Edged ware	1	3	1	Rim	Plate	Moulded wavy edged rim with feathered blue paint	ND		LC18th - EC19th	
6112	Transfer Printed Whiteware	1	3	1	Handle	Cup	Abstract transfer printed design on the spine of the handle			LC18th - EC19th	
6114	??Creamware type	2	5	1	Rim	Bowl/Cup	Hand painted overglaze	ND		?LC18th - EC19th	?Creamware
6114	Brown stoneware	2	51	2	BS	U/D	Stamped wheel designs and narrow bands of raised circles			LC18th - C19th	One water abraded
6114	Brown stoneware	1	72	1	Base	?Bowl	Undecorated			LC18th - C19th	Footed base
6114	Brown stoneware	1	10	1	Base	?Bowl	Incised line above footed base		ND	LC18th - C19th	Footed base
6114	Brown stoneware	4	18	4	BS	U/D	Undecorated			LC18th - C19th	
6114	Brown stoneware	1	3	1	Rim	U/D	Incised lines			LC18th - C19th	
6114	Cane Coloured Slipware	2	8	2	BS	U/D	White slip lines around vessel			C19th	
6114	Cane Coloured Slipware	1	12	1	Splayed base	U/D	Blue and white slip lines		5.5	C19th	
6114	Cane Coloured Slipware	2	8	2	BS	U/D	Blue and white slip lines			C19th	
6114	Cane Coloured ware	1	3	1	Rim	U/D	Plain cane coloured ware		ND	C19th	
6114	Cane Coloured ware	1	6	1	BS	U/D	Plain cane coloured ware			C19th	
6114	Creamware type	1	8	1	Rim	Dish	Undecorated			LC18th - C19th	Water abraded
6114	Creamware type	1	5	1	Rim	Plate	Undecorated			LC18th - C19th	Water abraded
6114	Creamware type	1	2	1	Rim	?Bowl	Undecorated			LC18th - C19th	
6114	Creamware type	1	1	1	Rim	Bowl	Moulded hemispheres on top of rim			LC18th - C19th	
6114	Creamware type	1	7	1	Flat base	Bowl	Undecorated		ND	LC18th - C19th	
6114	Creamware type	1	7	1	Rim	Dish	Undecorated			LC18th - C19th	
6114	Creamware type	1	4	1	Footring base	Plate	Undecorated		ND	LC18th - C19th	
6114	Creamware type	4	10	4	BS	U/D	Undecorated			LC18th - C19th	
6114	Creamware type	1	5	1	Footring base	U/D	Footed base		ND	LC18th - C19th	
6114	Green stoneware	4	51	1	BS	Bottle	Undecorated			C19th	

Context	Type	No	Wt	ENV	Part	Form	Decoration	Rim R	Base R	Date range	Notes
614	Green stoneware	2	22	2	BS	Bottle	Undecorated			C19th	Flat bottle possibly porter
614	Green stoneware	1	64	1	Base	Flattened oval bottle	Undecorated			C19th	Hard dark red fabric with black glaze internally and externally
614	Late Blackware	4	10	4	BS	U/D	Undecorated			LC18th - C19th	
614	Sponged ware	1	4	1	Handle	Mug/Jug	Blue sponged decoration			C19th - EC20th	
614	Transfer Printed Peatware	1	18	1	Ring foot base	Bowl	New/Bridge or Bridge I pattern; Copeland 1959; Colour plate 19; fig.3	ND		LC18th - C19th	Could be Peatware
614	Transfer Printed Whiteware	1	4	1	Handle	Mug/Jug	Moulded leaf design on top of handle, primed floral design on spine			C19th	
614	Transfer Printed Whiteware	1	1	1	Rim	U/D	Printed frieze internally with swans on a geometric background			C19th	Could be Peatware
614	Transfer Printed Whiteware	1	1	1	Rim	U/D	Printed frieze internally			C19th	
614	Transfer Printed Whiteware	1	1	1	BS	U/D	Dark blue externally			C19th	
614	Whiteware	1	3	1	Rim	Cup	Hand painted enamel floral design externally	ND		C19th	Not completely circular; check decoration
617	Lithograph printed Whiteware	1	8	1	BS	?Mug	Part of a colourful frieze			LC19th - EC20th	
617	Whiteware	1	29	1	Base & body	Cup	Undecorated	2.25		C19th - EC20th	Handle stump
617	Whiteware	1	6	1	Rim	Mug	Undecorated	4.5		C19th - EC20th	
6176	Cane Coloured ware	1	20	1	Ring foot base	?Bowl	Undecorated			C19th	
6176	Brown stoneware	2	33	1	BS	?Bowl	Moulded design raised pimples			C19th	
6176	Brown stoneware	1	14	1	Rim	Bowl	Beaded rim with stamped designs	13		C19th	Beaded rim
6176	Brown stoneware	2	28	2	Rim	Bowl	Rouleau band of short lines	17		C19th	
6176	Brown stoneware	1	37	1	Handle	Flagon	Strap handle with ridges			C19th	
6176	Brown stoneware	1	13	1	Base	U/D	Undecorated			C19th	
6176	Cane Coloured Slipware	1	2	1	Rim	Bowl	Brown and white slip lines around vessel	9	ND	C19th	
6176	Cane Coloured Slipware	1	10	1	Rim	Bowl	White slip lines around vessel	ND		C19th	
6176	Cane Coloured Slipware	1	13	1	Rim	Bowl	Brown and white slip lines around vessel	10		C19th	
6176	Cane Coloured Slipware	1	3	1	BS	U/D	Brown and white slip lines around vessel			C19th	
6176	Cane Coloured ware	1	22	1	Handle	?Jug	Undecorated			C19th	
6176	Cane Coloured ware	4	22	4	BS	U/D	Undecorated			C19th	
6176	Cane Coloured ware	2	20	2	Recessed base	U/D	Undecorated	4.5		C19th	
6176	Creamware type	1	39	1	Ring foot base	Bowl	Undecorated	4.75		LC18th - EC19th	
6176	Creamware type	2	55	1	Ring foot base	Bowl	Undecorated	ND		LC18th - EC19th	
6176	Creamware type	1	6	1	Rim	Bowl	Undecorated	8		LC18th - EC19th	
6176	Creamware type	1	1	1	Rim	Cup	Undecorated	6		LC18th -	

Context	Type	No	Wt	ENV	Part	Form	Decoration	Rim R	Base R	Date range	Notes
6/26	Creamware type	1	11	1	Rim	Dish	Undecorated	ND		EC19th	
6/26	Creamware type	1	7	1	Rim	Dish	Undecorated	ND		LC18th - EC19th	
6/26	Creamware type	1	16	1	Rim	Dish	Undecorated	15		LC18th - EC19th	
6/26	Creamware type	1	8	1	Spout	Jug	Moulded spout with gold hand painted lustre on spout	ND		LC18th - EC19th	Creamware or simply a cream coloured finish?
6/26	Creamware type	1	21	1	Rim	Plate	Undecorated	9		LC18th - EC19th	
6/26	Creamware type	1	3	1	Rim	Plate	Undecorated	ND		LC18th - EC19th	
6/26	Creamware type	1	5	1	Rim	Plate	Undecorated	13		LC18th - EC19th	
6/26	Creamware type	21	104	21	BS	U/D	Undecorated			LC18th - EC19th	Both flanges and hollow wares are represented
6/26	Creamware type	2	15	2	Base	U/D	Undecorated		ND	LC18th - EC19th	Central sections of flat bases
6/26	Creamware type	1	6	1	Recessed base	U/D	Undecorated		ND	LC18th - EC19th	
6/26	Creamware type	1	1	1	Base	U/D	Undecorated		ND	LC18th - EC19th	
6/26	Creamware type	1	1	1	Rim	Plate	Undecorated		ND	LC18th - EC19th	
6/26	Edged ware	1	5	1	Rim	Plate	Moulded edge with blue feather edge blue paint	ND		LC18th - EC19th	
6/26	Late Blackware	1	27	1	Rim	Bottle/flagon	Undecorated	1,75		LC18th - EC19th	
6/26	Pearlware type	1	6	1	Recessed base	Flatware	Undecorated		ND	LC18th - EC19th	Tripod still scars
6/26	Porcelain	1	15	1	Ring foot base	Plate	Blue and hand painted gold design with house, river and figure			C19th - EC20th	
6/26	Porcelain	1	5	1	Rim	Saucer	Hand painted with gold lustre	8		C19th - EC20th	
6/26	Porcelain	1	1	1	BS	U/D	Hand painted overglaze			C19th - EC20th	
6/26	Slip decorated whiteware	1	2	1	Rim	?Bowl	Brown slip lines below rim and part of possible green and yellow painted decoration	ND		C19th	
6/26	Slip decorated whiteware	1	2	1	BS	U/D	Brown and black slip lines around vessel			C19th	
6/26	Transfer Printed Pearlware	1	12	1	Rim	Small plate	Floral and geometric frieze internally	6.5		LC18th - EC19th	
6/26	Transfer Printed Whiteware	1	6	1	Rim	?Cup	Floral frieze internally and bulklings (?Italian) externally	5.5		C19th	
6/26	Transfer Printed	1	2	1	Rim	?Cup	Wavy edge cup with pale blue chinese style design	ND		C19th	

Context	Type	No	WT	ENV	Part	Form	Decoration	Rim R	Base R	Date range	Notes
6/26	Whiteware Transfer Printed Whiteware	1	7	1	Rim	Bowl	Floral frieze internally and a design of trees externally	7		C19th	
6/26	Transfer Printed Whiteware	1	6	1	Rim	Handled vessel	Stylised floral/vegetation design internally and externally	5		C19th	
6/26	Transfer Printed Whiteware	1	11	1	Rim	Plate	Floral frieze with Russian style buildings (onion domes) and a figure in plaque/cartouche on rim	7.5		C19th	
6/26	Transfer Printed Whiteware	1	3	1	BS	U/D	?Two templates			C19th	
6/26	Transfer Printed Whiteware	1	4	1	BS	U/D	Stylised flower design			C19th	
6/26	Transfer Printed Whiteware	1	4	1	BS	U/D	U/D			C19th	
6/26	Transfer Printed Whiteware	1	1	1	BS	U/D	U/D			C19th	
6/26	Whiteware	1	5	1	Rim	Bowl	Undecorated	8.5		C19th	
6/26	Whiteware	1	46	1	Flat base	Dish	Undecorated			C19th	
6/26	Whiteware	1	6	1	Rim	Plate	Wavy edge plate with brown line inside rim	13		C19th	Estimated diameter with wavy edge
6/26	Whiteware	1	6	1	Ring foot base	U/D	Undecorated		ND	C19th	
6/26	Whiteware	1	3	1	BS	U/D	Undecorated			C19th	
6/26	Whiteware	1	4	1	BS	U/D	Mainly white with small part of a blue line or band			C19th	
6/27	Whiteware	1	3	1	BS	U/D	Blue transfer printed design, possibly two templates			C19th	
6/40	Whiteware	1	5	1	BS	U/D	Undecorated			C19th	
6/41	Transfer Printed Whiteware	1	6	1	BS	Flatware	Chinese style design internally			C19th	Odd ridging on underside
6/42	Creamware type	1	5	1	BS	U/D	Undecorated			LC18th - EC18th C19th	
6/43	Brown stoneware	1	16	1	Rim	Dish	Undecorated	14		LC18th - EC18th C19th	
6/43	Creamware type	1	2	1	BS	U/D	Undecorated			LC18th - EC18th C19th	
6/43	Edged ware	1	10	1	Rim	Dish	Blue feathered painting with very faint moulding	ND		LC18th - EC18th C19th	Wavy edged shallow dish
6/43	Transfer Printed Whiteware	3	27	1	BS	Dish/tureen	Willow				
	Total	366	3403	320							

Table AP3.10. Domestic pottery from Trench 6

Context	Type	No	Wt	ENV	Part	Form	Decoration	Rim R	Base R	Figure	Notes
7002	Brown Glazed Coarseware	29	836	29	BS	?Cylindrical vessel	Brown glaze internally				
7002	Brown Glazed Coarseware	1	70	1	Rim	Cylindrical vessel	Patchy brown glaze internally	10			
7002	Brown Glazed Coarseware	1	347	1	Base	Cylindrical vessel	Brown glaze internally		6		
7002	Brown Glazed Coarseware	1	159	1	Base	Cylindrical vessel	Brown glaze internally		6		
7002	Brown Glazed Coarseware	2	166	2	Base	Cylindrical vessel	Brown glaze internally		ND		
7002	Brown Glazed Coarseware	1	55	1	Rim	Cylindrical vessel	Brown glaze internally	ND			
7002	Brown Glazed Coarseware	1	142	1	Rim	Pancheon	Brown glaze internally	22			
7002	Brown Glazed Coarseware	1	339	1	Base	U/D	Brown glaze internally	23			Large flat base
7002	Brown Glazed Fineware	1	17	1	Rim	Jar	Shiny brown glaze internally and externally	9			Everted rim
7002	Brown Glazed Fineware	1	57	1	Rim	Jar	Shiny brown glaze internally and externally	8.5			Folded rim, slightly incurving
7002	Brown Glazed Fineware	3	30	3	BS	U/D	Shiny brown glaze internally and externally				
7002	Unglazed Red Earthenware	1	5	1	Rim	?Bowl	Undecorated	ND			Folded rim
7002	Unglazed Red Earthenware	3	113	3	BS	U/D	Undecorated				
7010	Brown Glazed Coarseware	1	22	1	Rim	Pancheon	Undecorated	ND			
7010	Brown Glazed Coarseware	1	7	1	BS	U/D	Undecorated				
7012	Brown Glazed Coarseware	1	36	1	Base	Cylindrical vessel	Brown glaze internally		8		
7012	Brown Glazed Coarseware	1	724	1	Base	Cylindrical vessel	Brown glaze internally		5.5		
7012	Brown Glazed Coarseware	1	1017	1	Base	Cylindrical vessel	Brown glaze internally		6		
7012	Brown Glazed Coarseware	1	338	1	Base	Cylindrical vessel	Brown glaze internally		6.75		
7012	Brown Glazed Coarseware	1	173	1	Base	Cylindrical vessel	Brown glaze internally	ND			
7012	Brown Glazed Coarseware	2	37	2	Handle	Handled jar	Brown glaze				Narrow strap handles - too small to be seen in the photograph. The vessels more like ordinary Brown Glazed Coarseware jars
7012	Brown Glazed Coarseware	1	239	1	Rim	Pancheon	Brown glaze internally	25			
7012	Brown Glazed Coarseware	1	61	1	Rim	Pancheon	Brown glaze internally	19			
7012	Brown Glazed Coarseware	1	45	1	Rim	Pancheon	Brown glaze internally	24			
7012	Brown Glazed Coarseware	1	58	1	Base	Pancheon	Brown glaze internally		ND		
7012	Brown Glazed Coarseware	19	961	19	BS	U/D	Brown glaze internally				
7012	Brown Glazed Coarseware	1	46	1	BS	U/D	Undecorated				
7012	Brown Glazed Fineware	1	8	1	BS	U/D	Undecorated				
7012	Unglazed Red Earthenware	1	88	1	Rim	Cylindrical vessel	Undecorated	10			
7012	Unglazed Red Earthenware	3	121	3	BS	U/D	Undecorated				
7018	Brown Glazed Coarseware	1	70	1	Base	Cylindrical vessel	Brown glaze internally		7.5		
7018	Brown Glazed Coarseware	1	288	1	Rim	?Cylindrical vessel	Brown glaze internally				Looks like the end of a pipe, but could be an odd deep lid seated rim
7018	Brown Glazed Coarseware	1	312	1	Base	Cylindrical vessel	Brown glaze internally		6		

Context	Type	No	Wt	ENV	Part	Form	Decoration	Rim R	Base R	Figure	Notes
7018	Brown Glazed Coarseware	1	222	1	BS	Cylindrical vessel	Brown glazed internally				Body with the start of the 'pipe-like' lid seated rim
7018	Redware	1	32	1	BS	U/JD	Clear glaze internally giving red finish				
7018	Unglazed Red Earthenware	1	110	1	Rim	Cylindrical vessel	Undecorated	9			
7019	Brown Glazed Coarseware	4	315	4	BS	?Cylindrical vessel	Brown glazed internally				
7019	Brown Glazed Coarseware	2	169	1	Rim	Cylindrical vessel	Streaky brown glaze internally	11.5			
7019	Brown Glazed Coarseware	3	327	1	Rim	Cylindrical vessel	Streaky brown glaze internally	11			
7019	Brown Glazed Coarseware	5	1169	1	Base	Cylindrical vessel	Brown glazed internally		5.5		Dense red fabric
7019	Brown Glazed Coarseware	1	573	1	Base	Cylindrical vessel	Brown glazed internally		6.25		
7019	Brown Glazed Coarseware	1	332	1	Base	Cylindrical vessel	Brown glazed internally		6		
7023	Brown Glazed Coarseware	1	14	1	Base	U/JD	Brown glaze internally		ND		
7023	Brown Glazed Coarseware	3	36	3	BS	U/JD	Brown glaze internally				
7031	Brown Glazed Coarseware	14	876	14	BS	?Cylindrical vessel	Brown glazed internally				
7031	Brown Glazed Coarseware	1	41	1	BS	?Cylindrical vessel	Brown glazed internally				Perforated wall, cf. III: 13
7031	Brown Glazed Coarseware	1	143	1	BS	?Cylindrical vessel	Brown glazed internally				Angle of lid seated rim
7031	Brown Glazed Coarseware	1	131	1	Rim	Cylindrical vessel	Brown glazed internally	ND			
7031	Brown Glazed Coarseware	3	159	3	Base	Cylindrical vessel	Brown glazed internally			AP3.13	Simple rim with perforated wall
7031	Brown Glazed Coarseware	1	45	1	BS	Cylindrical vessel	Brown glazed internally		ND		
7031	Brown Glazed Coarseware	2	214	2	Rim	Cylindrical vessel	Brown glazed internally				
7031	Brown Glazed Coarseware	5	406	5	Rim	Cylindrical vessel	Brown glazed internally	10			
7031	Brown Glazed Coarseware	2	108	2	Rim	Pantheon	Brown glazed internally	ND			
7031	Unglazed Red Earthenware	2	203	1	Rim	Cylindrical vessel	Undecorated	Not circ.			Not circular, probably accidentally
7031	Unglazed Red Earthenware	1	88	1	Rim	Cylindrical vessel	Undecorated	10			
7031	Unglazed Red Earthenware	7	343	7	Rim	Cylindrical vessel	Undecorated				
7031	Unglazed Red Earthenware	6	237	6	BS	Cylindrical vessel	Undecorated				
	Total	156	13270	148							

Table 3.11. Coarsewares from Trench 7

Context	Type	No	Wt	ENV	Part	Form	Decoration	Rim R	Base R	Date range	Notes
7002	Brown Salt Glazed Stoneware	1	12	1	Rim	Dish	Stamped design externally	17		LC18th - C19th	
7002	Brown Salt Glazed Stoneware	3	84	3	BS	U/D	Stamped lines and bands externally			LC18th - C19th	
7002	Brown Salt Glazed Stoneware	1	4	1	BS	U/D	Inclined lines below everted rim			LC18th - C19th	
7002	Brown Salt Glazed Stoneware	1	11	1	BS	U/D	Undecorated			LC18th - C19th	
7002	Brown Salt Glazed Stoneware	1	6	1	Rim	U/D	Undecorated			LC18th - C19th	
7002	Brown Salt Glazed Stoneware	1	19	1	Base	U/D	Undecorated		7	LC18th - C19th	
7002	Brown Salt Glazed Stoneware	1	17	1	Base	U/D	Undecorated		7	LC18th - C19th	
7002	Cane Coloured ware	5	33	5	BS	U/D	Undecorated			C19th	
7002	Cane Coloured ware	1	21	1	Ring foot base	U/D	Undecorated		8.5	C19th	
7002	Cane Coloured ware	3	21	2	BS	U/D	Undecorated			C19th	
7002	Cane Coloured ware	1	9	1	Rim	U/D	Undecorated			C19th	
7002	Creamware type	2	5	2	Base	Cup/Bowl	Undecorated		6	LC18th - C19th	Flat sherd - waler abraded
7002	Creamware type	3	22	3	Footring base	Flaware	Undecorated		ND	LC18th - C19th	Two vessels, similar diameter
7002	Creamware type	13	61	13	BS	Hollow wares	Undecorated			LC18th - C19th	Plates/soup bowls
7002	Creamware type	1	11	1	Rim	Plate	Undecorated		11	LC18th - C19th	Plain rim, slightly thickened on lip
7002	Creamware type	2	12	1	Rim	Plate	Undecorated		12	LC18th - C19th	Plain rim, slightly thickened on lip
7002	Creamware type	1	3	1	Rim	Plate	Undecorated		12	LC18th - C19th	Plain rim, slightly thickened on lip
7002	Creamware type	5	40	5	Base	U/D	Undecorated			LC18th - C19th	Flat sherds from bases of large flaware vessels
7002	Creamware type	2	7	2	Rim	U/D	Undecorated			LC18th - C19th	Rim of unidentified hollow wares
7002	Edged ware	2	9	1	Rim	Dish	Moulded rim with feathered blue glaze			C19th	
7002	Edged ware	3	35	3	Rim	Dish	Moulded rim with feathered blue glaze			C19th	
7002	Green stoneware	2	253	2	BS	Flagon	Undecorated			C18th	
7002	Late Redware	1	7	1	BS & Handle	Handled vessel	White slip internally, red body, clear glaze externally			LC18th - C19th	
7002	Pearlware type	2	18	2	Recessed base	Flaware	One with a small section of a stamped mark on underside, rest identifiable		ND	EC19th	Recessed bases with bluish tinge to the white glaze
7002	Pearlware type	2	6	2	BS	Flaware	One with a small section of a stamped mark on underside, rest identifiable			EC19th	
7002	Porcelain	1	6	1	Ring foot base	Cup/Bowl	Undecorated			LC19th - C20th	
7002	Porcelain	1	2	1	Rim	Cup/Bowl	Thin red lines inside rim		9	LC19th - C20th	
7002	Porcelain	1	5	1	Rim	U/D	Undecorated		8	LC19th - C20th	
7002	Red earthenware	1	5	1	Rim	?Bowl	Undecorated		ND	C19th	Foliated rim

Context	Type	No	Wt	ENV	Part	Form	Decoration	Rim R	Base R	Date range	Notes
7002	Slip banded ware	1	1	1	BS	U/D	Black lines on white body			C19th	
7002	Slip decorated cane coloured ware	1	3	1	BS	U/D	Black and white lines on a cane coloured body			C19th	
7002	Slip decorated cane coloured ware	1	3	1	BS	U/D	Brown and white lines on a cane coloured body			C19th	
7002	Transfer Printed White ware	1	3	1	Rim	Bowl	Geometric frieze internally, curvilinear design externally	ND		C19th	Unidentified design
7002	Transfer Printed White ware	1	19	1	Ring foot base	Bowl	Blue design with a swan internally	4.5		C19th	
7002	Transfer Printed White ware	1	65	1	Rim	Carver/Servin gdish	Willow	ND		C19th	Rectangular carver with flat base with ridges and grooves
7002	Transfer Printed White ware	2	29	2	Base	Carver/Servin gdish	Willow			C19th	Large flat bottomed shallow dish
7002	Transfer Printed White ware	3	32	3	BS	Handled vesse	Two Temples			C19th	One handled vessel, one sherd from another vessel
7002	Transfer Printed White ware	6	19	6	BS	U/D	All with non-chinese transfer printed blue designs but too small to determine motif and flowers externally			C19th	
7002	Transfer Printed White ware	1	8	1	BS	U/D	Floral design internally, trees and flowers externally			C19th	Unidentified design
7002	Transfer Printed White ware	1	8	1	BS	U/D	Decorated buildings and a building with a spire seen through an arch externally; pattern unidentified			C19th	Unidentified design
7002	White ware	1	3	1	BS	?Jug	Raised filled band with blue painted band (narrow)			C19th	
7002	White ware	1	4	1	Recessed base	Flatware	Undecorated	ND		C19th	
7002	White ware	1	8	1	Handle	Jug	Undecorated			C19th	
7002	White ware	1	2	1	Rim	U/D	Relief moulded line around rim and on body	ND		C19th	
7009	Porcelain	2	9	1	Rim	U/D	Green paint			C19th	
7009	Porcelain	1	1	1	Rim	U/D	Blue design around rim			C19th	
7009	White ware	1	3	1	Rim	?Cup	Moulded band below rim with narrow blue band flanked by black lines hand painted below	5		C19th	
7010	Late Red ware	1	16	1	Base	U/D	Undecorated		5.5	C19th	
7010	Porcelain	2	6	1	Ring foot base	Bowl	Hand painted internally		ND	C19th	
7010	Transfer Printed White ware	2	1	1	BS	U/D	Chinese style design			C19th	
7012	Blue Banded ware	1	3	1	BS	U/D	Blue filled band			C19th	
7012	Brown Salt Glazed Stoneware	1	6	1	Rim	?Jar	Incised lines below everted rim			LC18th - C19th	

Context	Type	No	Wt	ENV	Part	Form	Decoration	Rim R	Base R	Date range	Notes
7012	Brown Salt Glazed Stoneware	1	69	1	Rim	Bowl	Rolltiled and stamped designs externally	17		LC18th - C19th	
7012	Brown Salt Glazed Stoneware	1	39	1	Rim	Bowl	Undecorated	10		LC18th - C19th	
7012	Brown Salt Glazed Stoneware	1	21	1	Handle	Handled vessel	Horizontal handle			LC18th - C19th	
7012	Brown Salt Glazed Stoneware	4	49	4	Rim	U/D	Rolltiled and stamped designs externally			LC18th - C19th	
7012	Brown Salt Glazed Stoneware	1	3	1	BS	U/D	Undecorated			LC18th - C19th	
7012	Cane Coloured ware	1	20	1	Rim	Dish	Undecorated	18		C19th	
7012	Cane Coloured ware	1	23	1	Rim	Dish	Undecorated	9		C19th	
7012	Cane Coloured ware	1	10	1	Rim	Mug	Blue bands and brown lines	4		C19th	
7012	Cane Coloured ware	5	66	5	BS	U/D	Undecorated			C19th	
7012	Cane Coloured ware	1	10	1	Recessed base	U/D	Undecorated		5	C19th	
7012	Cane Coloured ware	2	32	2	Ring foot base	U/D	Undecorated		ND	C19th	
7012	Cane Coloured ware	1	10	1	BS	U/D	Undecorated			C19th	
7012	Cane Coloured ware	1	8	1	BS	U/D	Brown and white slip lines on cane coloured background			C19th	
7012	Cane Coloured ware	1	6	1	BS	U/D	White slip line on cane coloured background			C19th	
7012	Creamware type	2	12	2	Rim	Plate	Undecorated	ND		LC18th - C19th	
7012	Creamware type	1	44	1	Ring foot base	Bowl	Undecorated		6.5	LC18th - C19th	Water abraded
7012	Creamware type	1	16	1	Rim	Dish	Undecorated		11	LC18th - C19th	
7012	Creamware type	1	34	1	Rim	Dish	Undecorated		15	LC18th - C19th	
7012	Creamware type	1	28	1	Rim	Dish	Undecorated		15	LC18th - C19th	
7012	Creamware type	1	14	1	Rim	Flatware	Undecorated	ND		LC18th - C19th	
7012	Creamware type	1	11	1	Rim	Plate	Undecorated		11	LC18th - C19th	
7012	Creamware type	1	9	1	Rim	Plate	Undecorated		15	LC18th - C19th	
7012	Creamware type	14	116	14	BS	U/D	Undecorated			LC18th - C19th	
7012	Creamware type	2	13	2	Ring foot base	U/D	Undecorated		ND	LC18th - C19th	
7012	Creamware type	1	7	1	Flat base	U/D	Undecorated		ND	LC18th - C19th	One singular, one rounded
7012	Creamware type	1	5	1	Footring base	U/D	Undecorated		ND	LC18th - C19th	Glazed badly flaked, laminated fracture
7012	Creamware type	1	6	1	BS	U/D	Diffuse green line			LC18th - C19th	
7012	Creamware type	2	6	2	BS	U/D	Moulded fling externally			LC18th - C19th	
7012	Edged ware	1	14	1	Rim	Dish	Moulded edge with feathered blue paint	ND		C19th	
7012	Edged ware	1	6	1	Rim	Plate	Wavy edge with moulding and blue feathered paint	ND		C19th	
7012	Edged ware	1	8	1	Rim	Plate	Wavy edge with moulding and blue feathered paint	ND		C19th	

Context	Type	No	Wt	ENV	Part	Form	Decoration	Rim R	Base R	Date range	Notes
7012	Late Blackware	1	20	1	BS & Handle	U/D	Undecorated			C18th - EC19th	
7012	Peatware type	1	3	1	BS	U/D	Moulded bamboo-like design externally			LC18th - C19th	Strap handle
7012	Porcelain	1	11	1	Rim	Saucer	Three silver lines (overglaze)	8		LC19th - EC20th	
7012	Porcelain	2	20	1	Ring foot base	U/D	Moulded curved fluting angular into foot base		ND	LC19th - EC20th	
7012	Transfer Printed White ware	1	7	1	Ring foot base	Bowl	Floral spray internally			C19th	
7012	Transfer Printed White ware	2	11	1	Rim	Bowl	Stylised tendrils and floral designs externally and narrow frieze internally with brown top to rim	7		C19th	
7012	Transfer Printed White ware	2	7	1	Rim	Cup/Bowl	7 two Temples			C19th	
7012	Transfer Printed White ware	1	11	1	BS	U/D	Blue tenonite and bibos			C19th	
7012	Transfer Printed White ware	1	5	1	BS	U/D	Floral spray design			C19th	
7012	Transfer Printed White ware	1	6	1	Rim	U/D	Floral pattern internally	ND		C19th	
7012	Transfer Printed White ware	1	6	1	BS	U/D	Large vase on a plinth			C19th	
7012	Transfer Printed White ware	1	3	1	BS	U/D	Chinese landscape			C19th	
7012	Transfer Printed White ware	1	1	1	BS	U/D	Stylised tendrils			C19th	
7012	Transfer Printed White ware	1	6	1	BS	U/D	Willow style border			C19th	
7012	Transfer Printed White ware	1	2	1	BS	U/D	Tree part of a rural scene?			C19th	
7012	White ware	1	8	1	Rim	Jar	Short vertical neck/rim with diffuse green body and hand painted brown lines at base of neck and on shoulder and tufts between lines	2,5		C19th	
7014	Brown Salt Glazed Stoneware	1	14	1	Base	U/D	Undecorated		ND	C18th - C19th	
7014	Cane Coloured ware	1	9	1	Rim	Dish	Undecorated	12		C19th	
7014	Cane Coloured ware	1	14	1	Ring foot base	U/D	Undecorated	7		C19th	
7014	Cane Coloured ware	1	14	1	BS	U/D	Brown and white slip lines on cane coloured background			C19th	
7014	Edge ware	1	2	1	Rim	Plate	Moulded edge with green paint around the edge	ND		C19th	
7014	Green stoneware	1	13	1	BS	U/D	Undecorated			C19th - EC20th	
7014	Late Blackware	1	7	1	BS	U/D	Undecorated			LC18th - EC19th	

Context	Type	No	Wt	ENV	Part	Form	Decoration	Rim R	Base R	Date range	Notes
7014	Pearlware type	1	7	1	Lid seat	Teapot	Blue transfer printed design externally			LC18th - C19th	
7014	Transfer Printed Whiteware	1	4	1	Rim	Flatware	Transfer printed design internally, floral pattern	18		C19th	
7014	Transfer Printed Whiteware	1	1	1	BS	U/D	Traces of blue printing			C19th	
7014	Whiteware	1	5	1	BS	U/D	Undecorated			C19th	
7015	Brown Salt Glazed Stoneware	1	2	1	BS	U/D	Stamped designs externally			LC18th - C19th	
7015	Transfer Printed Whiteware	1	8	1	Handle	?Jug	Transfer printed floral design on spine of handle			C19th	
7016	Cane Coloured ware	1	89	1	Base	U/D	Undecorated		5.5	C19th	
7016	Transfer Printed Whiteware	1	2	1	BS	U/D	Transfer printed design externally			C19th	
7018	Redware	1	32	1	BS	U/D	Clear glaze internally giving red finish			C18th	
7023	Creamware type	1	6	1	Rim	Bowl	Undecorated	8.5		LC18th - EC19th	
7023	Creamware type	4	8	4	BS	U/D	Undecorated			LC18th - EC19th	
7023	Pearlware type	1	2	1	Recessed base	Flatware	Undecorated		ND	C19th	
7023	Pearlware type	1	1	1	BS	U/D	Undecorated			C19th	
7023	Slipware	1	2	1	BS	U/D	Yellow with red-brown trailed			C18th	Residual
7023	Transfer Printed Whiteware	1	1	1	BS	U/D	Blue Transfer printed design externally			C19th	
Total		188	2096	189							

Table AP3.12. Domestic pottery from Trench 7

Context	Type	No	Wt	ENV	Part	Form	Dec	Rim R	Base R	Figure	Notes
8004	Brick	1	3	1	Fragment	Brick	Undecorated				
8004	Brown Glazed Coarseware	1	292	1	Base	?Pancheon	Undecorated		ND		
8004	Brown Glazed Coarseware	1	697	1	Base/body	Cylindrical vessel	Brown glazed internally		6		Lower part of body may have had a lid sealed rim
8012	Brown Glazed Coarseware	1	78	1	Rim	Pancheon	Undecorated		15		Heavily abraded
8012	Brown Glazed Coarseware	3	86	3	BS	U/D	Undecorated				
8013	Brown Glazed Coarseware	3	27	2	BS	U/D	Brown glaze internally				
8013	Unglazed Red Earthenware	1	430	1	Base	Cylindrical vessel	Undecorated		6.5		
8025	Industrial brick	4	313	1	Fragments	Perforated brick	Undecorated				Sub-rectangular brick with circular hole through length; inlaid
8070	Brown Glazed Coarseware	1	88	1	Rim	Pancheon	Undecorated	17			
8079	Brown Glazed Coarseware	2	51	1	BS	U/D	Undecorated				
8080	Brown Glazed Coarseware	1	32	1	BS	U/D	Undecorated				Hard dense red fabric
8081	Brown Glazed Coarseware	1	30	1	BS	Pancheon	Undecorated				Very abraded soft pale orange fabric with yellow glaze internally
8081	Yellow Glazed Coarseware	1	11	1	BS	U/D	Undecorated				
8082	Brown Glazed Coarseware	1	127	1	Rim	Pancheon	Brown glazed internally	15.5			
8084	Brown Glazed Coarseware	1	19	1	BS	U/D	Black glaze internally				Pronounced rifling externally
8084	Brown Glazed Coarseware	1	26	1	BS	U/D	Undecorated				
8084	Unglazed Red Earthenware	1	9	1	BS	U/D	Undecorated				
8099	Brown Glazed Coarseware	1	13	1	BS	U/D	Undecorated				
8099	Salt Glazed Drainpipe	1	37	1	BS	Sewer pipe	Undecorated				
8114	Brown Glazed Coarseware	1	149	1	Base	Conical vessel	Brown glazed internally		6		
8114	Brown Glazed Coarseware	1	29	1	Rim	Cylindrical vessel	Brown glazed internally	ND			
8114	Brown Glazed Coarseware	6	690	6	Rim	Cylindrical vessel	Brown glazed internally	11			
8114	Brown Glazed Coarseware	3	230	3	Rim	Cylindrical vessel	Brown glazed internally	ND			
8114	Brown Glazed Coarseware	1	212	1	Base	Cylindrical vessel	Brown glazed internally		6.75		
8114	Brown Glazed Coarseware	3	260	3	Rim	Cylindrical vessel	Brown glazed internally	11			
8114	Brown Glazed Coarseware	1	182	1	Base	Cylindrical vessel	Brown glazed internally		ND		
8114	Brown Glazed Coarseware	1	85	1	Rim	Pancheon	Brown glazed internally	17			
8114	Brown Glazed Coarseware	1	54	1	Rim	Pancheon	Brown glazed internally	24			
8114	Brown Glazed Coarseware	4	288	4	Rim	Pancheon	Brown glazed internally	ND			Thick white deposit internally and externally
8114	Brown Glazed Coarseware	1	52	1	Rim	Pancheon	Brown glazed internally	17			
8114	Brown Glazed Coarseware	1	153	1	Profile	Shallow dish	Brown glazed internally	13	AP3.12		Thick white deposit externally
8114	Brown Glazed Coarseware	9	213	9	BS	U/D	Undecorated				
8114	Brown Glazed Coarseware	3	35	3	BS	U/D	Undecorated				
8114	Brown Glazed Coarseware	1	20	1	BS	U/D	Brown glazed internally				
8114	Brown Glazed Coarseware	43	2033	43	BS	U/D	Brown glazed internally				May include both cylindrical and conical vessels

Context	Type	No	Wt	ENV	Part	Form	Dec	Rim R	Base R	Figure	Notes
8114	Salt Glazed Sewer pipe	12	926	12	Fragments	Pipe	Undecorated				
8114	Salt Glazed Sewer pipe	1	60	2	Pipe	U/D	Undecorated				
8114	Unglazed Red Earthenware	2	10	1	Rim	?Flowerpot	Undecorated	5			
8114	Unglazed Red Earthenware	1	56	1	Rim	Cylindrical vessel	Brown glazed internally	11			
8114	Unglazed Red Earthenware	2	22	1	Rim	Flowerpot	Undecorated	ND			
8114	Unglazed Red Earthenware	1	68	1	Rim	Pancheon	Undecorated	19			
8114	Unglazed Red Earthenware	1	206	1	Profile	Shallow dish	Undecorated	11			Thick white deposit internally and externally
8114	Unglazed Red Earthenware	2	42	2	BS	U/D	Undecorated				
8114	Unglazed Red Earthenware	1	7	1	Rim	U/D	Undecorated				
8114	Unglazed Red Earthenware	1	31	1	BS	U/D	Undecorated				
8114	Unglazed Red Earthenware	9	261	9	BS	U/D	Undecorated				
8114	Unglazed Red Earthenware	3	321	3	Base	U/D	Undecorated	ND			
8114	Unglazed Red Earthenware	2	78	2	Rim	U/D	Undecorated	ND			White deposits internally and externally
8114	Unglazed Red Earthenware	1	112	1	Rim	U/D	Undecorated	16			White deposits internally and externally
8114	Unglazed Red Earthenware	4	319	4	Rim	U/D	Undecorated	11			Plain rim
8114	Unglazed Red Earthenware	2	160	2	Rim	U/D	Undecorated	10			Plain rim
8114	Unglazed Red Earthenware	1	46	1	Rim	U/D	Undecorated	ND			
8123	Industrial brick	1	779	1	Complete	Perforated brick	Undecorated				Sub-rectangular brick with circular hole through long axis; tready
8126	Industrial brick	3	440	1	Fragments	Perforated brick	Undecorated				Sub-rectangular brick with circular hole through long axis; heavily burnt; tready with purple glaze
8130	Brown Glazed Coarseware	1	13	1	BS	U/D	Undecorated				
8131	Unglazed Red Earthenware	5	48	5	BS	U/D	Undecorated				
8131	Unglazed Red Earthenware	1	14	1	Rim	U/D	Undecorated	ND			Stained and discoloured perhaps from water
8144	Brown Glazed Coarseware	1	112	1	Rim	Cylindrical vessel	Brown glazed internally	10			
8144	Brown Glazed Coarseware	1	72	1	BS	U/D	Undecorated				
8148	Industrial brick	1	206	1	Fragment	Bevel edged tile	Undecorated				Burnt tile / flat brick
TR8 U/S	Brown Glazed Coarseware	1	160	1	Base	Cylindrical vessel	Flat base	6.5			Brown glaze internally
TR8 U/S	Brown Glazed Coarseware	4	59	1	Base	Globular jar	Undecorated	ND			Black glaze internally
TR8 U/S	Brown Glazed Coarseware	2	24	2	BS	U/D	Undecorated				
	Total	474	11696	163							

Table 13. Coarsewares from Trench 8

Context	Type	No	Wt	EM	Part	Form	Dec	Rim D	Base D	Figure	Date range	Notes
8012	Porcelain	6	45	6	Ring foot base	U/D	One painted overglaze silver line above base		4.5		LC19th - C20th	
8012	Transfer Printed Whiteware	1	1	1	BS	U/D	Black transfer printed design				C19th	
8012	Whiteware	1	4	1	Footring base	Flatware	Undecorated				C19th	Water abraded
8012	Whiteware	1	5	1	Rim	Plate	Undecorated		ND		C19th	Water abraded
8012	Whiteware	3	10	3	BS	U/D	Undecorated				C19th	Water abraded
8012	Whiteware	2	14	2	BS	U/D	Undecorated				C19th	Water abraded
8013	Creamware type	2	14	2	Edge/BS	U/D	Undecorated				LC18th - EC19th	Possibly part of a small lid
8013	Whiteware	3	11	2	Rim & BS	Saucer	Hand painted blue floral decoration		9		C19th	
8013	Whiteware	1	37	1	BS/Rim	Teapot lid	Undecorated				C19th	White teapot lid, 8.5 diam with steam hole
8025	Whiteware	1	5	1	Footring base	Saucer	Undecorated		ND		C19th	
8046	Blue Banded ware	1	12	1	BS	U/D	Wide pale blue band around body and narrow moulded line				C19th	
8046	Creamware type	1	7	1	Rim	Small jar	Undecorated		5		LC18th - EC19th	
8046	Green stoneware	1	32	1	BS	U/D	Undecorated				C19th	
8046	Transfer Printed Whiteware	1	23	1	Rim	Dish	Willow III border		10		C19th	Large flagon/jar
8046	Transfer Printed Whiteware	1	13	1	Rim	Dish	Willow III border		8		C19th	
8048	Colour Glazed ware	2	6	1	BS	U/D	Brown externally, yellow internally				C19th	
8049	Colour Glazed ware	1	47	1	BS	U/D	Yellow glaze internally, manganese mottled type glaze externally on a distinctive hard buff fabric				LC18th - EC19th	
8049	Whiteware	1	4	1	Rim	U/D	Unusual design of closely spaced blue spirals		6.5		C19th	
8064	Green stoneware	1	9	1	Handle	Handled vessel	Rigged handle				C19th	
8064	Late Blackware ware	1	4	1	Rim	U/D	Undecorated				C19th	
8070	Cane Coloured ware	1	5	1	BS	U/D	White slip line on cane coloured body				C19th	
8070	Edged ware	1	23	1	Rim	Plate	Moulded rim, with feathered blue paint		13		C19th	
8070	Transfer Printed Whiteware	1	3	1	Footring base	Flatware	Transfer printed floral design				C19th	
8070	Whiteware	1	9	1	Flat base	U/D	Undecorated				C19th	
8070	Whiteware	2	2	1	BS	U/D	Undecorated				C19th	
8078	Brown Salt Glazed Stoneware ware	2	9	2	BS	U/D	Undecorated				LC18th - C19th	
8078	Colour Glazed ware	1	31	1	Base	U/D	Undecorated		6.5		LC18th - C19th	
8078	Creamware type	3	7	3	BS	U/D	Undecorated				LC18th - C19th	
8078	Whiteware	1	2	1	Rim	Saucer	Hand painted criss-cross lines forming a narrow frieze around rim internally		ND		C19th	Abraded, possibly in water

Context	Type	No	WT	ENM	Part	Form	Dec	Rim D	Base D	Figure	Date range	Notes
8079	Flint ware	2	17	1	Moulded element	U/D	Moulded 3D figure of a dog, underglaze painted with orange spots, brown detail and a green base				LC18th - E/MC19th	A hand painted, moulded figure; see Lewis and Lewis 1993, but no exact parallel
8080	Whiteware	1	1	1	BS	U/D	Hand painted blue designs externally				C19th	
8082	Whiteware	1	2	1	Ring foot base	U/D	Undecorated		6.5		C19th	
8083	Late Blackware	1	1	1	BS	U/D	Black glaze internally and externally on a buff fabric				C18th - EC19th	
8084	Colour glazed ware	1	1	1	BS	U/D	Undecorated				LC18th - C19th	
8099	Transfer Printed Whiteware	1	8	1	Rim	Dish	Floral design on rim		13		C19th	
8111	Cane Coloured ware	1	9	1	BS	U/D	Undecorated				C19th	
8114	Blue Banded ware	1	6	1	Rim	?Mug	Broad blue band below rim		5.5		C19th	
8114	Blue Banded ware	1	15	1	Splayed base	Mug	Moulded handle terminal and blue line around vessel		6		C19th	
8114	Blue Banded ware	3	7	3	BS	U/D	Two sherds with raised double line				C19th	
8114	Blue Banded ware	1	3	1	BS	U/D	Blue band				C19th	
8114	Brown Salt Glazed Stoneware	1	48	1	Rim/body	Bowl	Wheel stamped designs around body and cordled line		15		C18th - C19th	
8114	Brown Salt Glazed Stoneware	1	67	1	Base	Bowl	Undecorated				C18th - C19th	
8114	Brown Salt Glazed Stoneware	1	13	1	Rim	Dish	Undecorated		12		C18th - C19th	
8114	Brown Salt Glazed Stoneware	1	25	1	Rim	Dish	Undecorated				C18th - C19th	
8114	Brown Salt Glazed Stoneware	1	8	1	Handle	Handled vessel	Undecorated				C18th - C19th	
8114	Brown Salt Glazed Stoneware	2	14	2	Rim	Jar	Undecorated		5		C18th - C19th	
8114	Brown Salt Glazed Stoneware	1	42	1	Base	U/D	Undecorated				C18th - C19th	
8114	Brown Salt Glazed Stoneware	1	12	1	BS	U/D	Stamped bands around vessel				C18th - C19th	
8114	Brown Salt Glazed Stoneware	1	3	1	BS	U/D	Undecorated				C18th - C19th	
8114	Cane Coloured ware	1	11	1	Rim	Bowl	Repeated white lines around vessel		9		C19th	
8114	Cane Coloured ware	1	21	1	Rim	Dish	Black slip line below rim		12		C19th	
8114	Cane Coloured ware	1	15	1	BS	Flintware	Undecorated				C19th	
8114	Cane Coloured ware	1	3	1	BS	U/D	Undecorated				C19th	
8114	Cane Coloured ware	1	20	1	BS	U/D	Undecorated				C19th	

Context	Type	No	Wt	EM	Part	Form	Dec	Rim D	Base D	Figure	Date range	Notes
8114	Came Coloured ware	3	11	3	BS	U/JD	Undecorated				C19th	
8114	Came Coloured ware	1	6	1	Base	U/JD	Undecorated				C19th	
8114	Came Coloured ware	1	10	1	Rim	U/JD	Undecorated		ND		C19th	
8114	Came Coloured ware	2	5	2	BS	U/JD	White slip lines with brown line between white				C19th	
8114	Came Coloured ware	1	3	1	BS	U/JD	Brown and white lines				C19th	
8114	Creamware type	1	13	1	Recessed base	?Jar	Undecorated				C18th - EC19th	
8114	Creamware type	1	15	1	Rim	Bowl	Undecorated		8		C18th - EC19th	
8114	Creamware type	1	4	1	Recessed base	Flatware	Undecorated		ND		C18th - EC19th	
8114	Creamware type	4	14	4	BS	Flatware	Undecorated				C18th - EC19th	
8114	Creamware type	4	16	4	Rim	Plate	Undecorated				C18th - EC19th	
8114	Creamware type	1	10	1	Rim	Plate	Undecorated		8		C18th - EC19th	
8114	Creamware type	2	5	2	U/JD	U/JD	Undecorated				C18th - EC19th	
8114	Creamware type	1	2	1	Recessed base	U/JD	Undecorated		ND		C18th - EC19th	
8114	Edged ware	2	21	2	Profile	Dish	Fluted body, blue feathered paint on everted rim		ND		C19th	
8114	Edged ware	1	5	1	Rim	Plate	Shell edge with moulting and blue paint		ND		C19th	
8114	Edged ware	2	3	2	Rim	Plate	Moulded edge with blue feathered paint		ND		C19th	
8114	Grey stoneware	2	12	2	BS	Jam jar	Fluted body				LC19th - C20th	
8114	Grey stoneware	1	17	1	BS	U/JD	Undecorated				LC19th - C20th	
8114	Porcelain	1	9	1	BS	U/JD	Overglaze green, orange and purple bibbs				LC19th - C20th	
8114	Slip Banded ware	1	1	1	Rim	U/JD	Green band and black lines on white		8		C19th	
8114	Slip Banded ware	1	6	1	Rim	U/JD	Green band and black lines on white		ND		C19th	
8114	Slip Banded ware	1	2	1	BS	U/JD	Black lines on white; green bands				C19th	
8114	Transfer Printed Whiteware	1	1	1	Rim	Cup	Geometric frieze internally		ND		C19th	
8114	Transfer Printed Whiteware	1	8	1	Flat base	Flatware	Chinese pagoda building				C19th	
8114	Transfer Printed Whiteware	2	3	1	Rim	U/JD	Trees behind a gateway with a shield above it		ND		C19th	
8114	Transfer Printed Whiteware	1	2	1	BS	U/JD	Floral design				C19th	
8114	Transfer Printed Whiteware	1	1	1	BS	U/JD	?Chinese landscape				C19th	
8114	Transfer Printed Whiteware	1	1	1	BS	U/JD	Brown stylised design				C19th	
8114	Whiteware	3	4	3	Rim	?Cup	Undecorated				C19th	

Context	Type	No	Wt	EM	Part	Form	Dec	Rim D	Base D	Figure	Date range	Notes
814	White ware	1	6	1	Base	2Jar	Undecorated	ND			C19th	
814	White ware	2	8	1	Handle	2Jar	Red leaf and flower design on spine of handle				C19th	
814	White ware	1	10	1	Recessed base	?plate	Undecorated				C19th	
814	White ware	5	7	5	BS	BS	Undecorated				C19th	
814	White ware	2	23	2	Flat base	Dish	Undecorated				C19th	
814	White ware	1	4	1	BS	Fleware	Hand painted colourful blue, green, brown and yellow floral scene, enamel				C19th	
814	White ware	1	4	1	Recessed base	Fleware	Green leaf design				C19th	
814	White ware	1	1	1	BS	Fleware	Blue and green floral design				C19th	
814	White ware	1	4	2	Rim	Fleware	Undecorated				C19th	
814	White ware	3	10	3	Footring base	Plate / saucer	Undecorated				C19th	
814	White ware	1	22	1	Ring foot base	UJD	Undecorated				C19th	
814	White ware	1	14	1	Ring foot base	UJD	Undecorated				C19th	
814	White ware	1	5	1	BS	UJD	Undecorated				C19th	
814	White ware	1	6	1	BS	UJD	Undecorated				C19th	
814	White ware	1	5	1	BS	UJD	Undecorated				C19th	
814	White ware	1	1	1	BS	UJD	Undecorated				C19th	
814	White ware	1	1	1	BS	UJD	Undecorated				C19th	
814	White ware	1	1	1	BS	UJD	Undecorated				C19th	
814	Blue Banded ware	3	48	3	BS	UJD	Blue lines on white				C19th	
8120	Blue Banded ware	3	40	2	Rim	UJD	Wide blue band below rim	5.5			C19th	
8120	Brown Salt Glazed	1	42	1	BS	UJD	Undecorated				LC19th - C19th	
8120	Bur stoneware	1	19	1	Shoulder	Bottle	Undecorated				C19th	
8120	Porcelain	3	14	3	Rim	?Cup	Undecorated	ND			C19th	
8120	Porcelain	1	5	1	BS	?Mug	Lithograph print of flowers and vegetation				LC19th - C20th	
8120	Porcelain	1	7	1	Base	Mug	Undecorated				LC19th - C20th	
8120	Porcelain	1	21	1	Rim	Saucer	Undecorated	7			LC19th - C20th	
8120	Porcelain	3	10	3	BS	UJD	Undecorated				LC19th - C20th	
8120	UJD	1	10	1	Footring base	Saucer	Undecorated				LC19th - C20th	Heavily burnt and blackened
8120	White ware	1	34	1	Splayed base	UJD	Undecorated	5.75			C19th	
8120	White ware	1	19	1	Splayed base	UJD	Undecorated	6			C19th	
8120	White ware	6	161	6	BS	UJD	Undecorated				LC19th - C20th	
8120	White ware	1	2	1	BS	UJD	Printed mark: "...ETTEN & D. / ..OFFIC. / ...E.."				LC19th - C20th	
8120	White ware	1	4	1	BS	UJD	Undecorated				LC19th - C20th	
8120	White ware	1	8	1	Edge	UJD	Undecorated				LC19th - C20th	Very edged flat object
8120	White ware	1	2	1	Rim	UJD	Undecorated				LC19th - C20th	

Context	Type	No	Wt	EM	Part	Form	Dec	Rim D	Base D	Figure	Date range	Notes
8120	Whiteware	1	3	1	Object	UJD	Undecorated				LC19th - C20th	Flat white object with a hole in it
8121	Blue Banded ware	1	6	1	Rim	UJD	Wide blue band below rim	6			C19th - EC20th	
8121	Blue Banded ware	1	3	1	BS	UJD	Wide blue band on body				C19th - EC20th	
8121	Blue Banded ware	2	17	1	BS	UJD	Raised ridge around vessel and two narrow blue slip lines				C19th - EC20th	
8121	Buff stoneware	2	28	2	BS & Saucer	Bottle	Undecorated				C19th - EC20th	
8121	Lithograph printed	1	4	1	Rim	Plate/saucer	Way edge and green transfer printed edge with ribbon, and ribbon, and streamer design	ND			C20th	
8121	Porcelain	1	5	1	Base	Cup	Undecorated	1.5			C19th - EC20th	
8121	Porcelain	1	2	1	Rim	Cup	Undecorated				C19th - EC20th	
8121	Porcelain	1	5	1	Rim	Saucer	Undecorated	8			C19th - EC20th	Secondarily burnt
8121	Porcelain	1	5	1	Rim	UJD	Undecorated				C19th	
8121	Whiteware	1	1	1	Rim	Flaware	Green line around rim	ND			C19th	Secondarily burnt
8121	Whiteware	1	4	1	Footring base	Flaware	Undecorated				C19th	
8121	Whiteware	1	8	1	Handle	Jug	Moulded handle				C19th	
8121	Whiteware	2	30	2	Rim	Plate	Moulded design of flower heads on rim	7			C19th	Moulded design is also known from Don and Top Potteries, but possibly also elsewhere.
8121	Whiteware	4	13	1	Edge/BS	UJD	Undecorated			AP3.14	C19th	Part of an flat object with a straight edge and printed JOHN HEATH'S / YED / PER probably John Heath, Slych Pottery, Burslem 1809-23
8121	Whiteware	1	13	1	Fragment	UJD	Undecorated				C19th	Flat object with a right angled corner
8121	Whiteware	2	8	2	BS	UJD	Undecorated				C19th	
8121	Whiteware	1	10	1	Rim	UJD	Undecorated	8			C19th	
8121	Whiteware	2	11	2	BS	UJD	Undecorated				C19th	
8122	Porcelain	1	3	1	BS	UJD	Undecorated				C19th - EC20th	
8130	Brown Salt Glazed Stoneware	2	10	2	BS	UJD	Undecorated				C19th	
8130	Cane Coloured ware	1	15	1	Base	UJD	Undecorated	ND			C19th	
8130	Cane Coloured ware	1	4	1	BS	UJD	Cane coloured body with white slip line				C19th	
8130	Creamware type	1	2	1	BS	UJD	Undecorated				LC18th - EC19th	
8130	Green stoneware	1	9	1	Rim	7bottle	Undecorated				C19th	
8130	Green stoneware	1	5	1	BS	UJD	Undecorated				C19th	
8130	Manganese Mottled type ware	1	4	1	BS	UJD	Undecorated				LC18th - EC19th	
8130	Transfer Printed Whiteware	1	3	1	BS	UJD	Blue transfer primed design internally (small part) and small section of a stamped makers mark on underside (illegible)	ND			C19th	
8130	Whiteware	3	10	1	Rim & footring base	Saucer	Hand painted flowers internally				C19th	

Context	Type	No	Wt	EM	Part	Form	Dec	Rim D	Base D	Figure	Date range	Notes
8131	Blue Banded ware	1	1	1	BS	U/JD	Blue filled band				C19th	
8131	Brown Salt Glazed Stoneware	1	12	1	Rim	Bowl	Incised lines below rim and stamped band	ND			C19th	
8131	Brown Salt Glazed Stoneware	3	19	1	BS	U/JD	Incised lines and wavy stamped lines				C19th	Fresh breaks
8131	Brown Salt Glazed Stoneware	1	6	1	BS/Handle stump	U/JD	Undecorated				C19th	Handle stumped
8131	Cane Coloured ware	1	3	1	BS	U/JD	Undecorated				C19th	
8131	Cane Coloured ware	1	4	1	BS	U/JD	Brown lines around vessel				C19th	
8131	Pearlware type	1	23	1	Ring foot base	U/JD	Pronounced blue-white colour internally and externally	ND			LC18th - EC19th	Crazed glaze, discoloured, possibly from immersion in water
8131	Pearlware type	1	12	1	Ring foot base	U/JD	Undecorated	5			LC18th - EC19th	Angular ring foot base
8131	Slip Banded Whiteware	1	1	1	BS	U/JD	Narrow brown lines around vessel				C19th	
8131	Transfer Printed Whiteware	3	6	1	Rim	?Cup	Floral design internally, rural scene externally	ND			C19th	
8131	Transfer Printed Whiteware	2	6	1	BS	U/JD	Blue transfer printed design externally and frieze internally				C19th	
8131	Transfer Printed Whiteware	1	1	1	Rim	U/JD	Willow III border	ND			C19th	
8131	Transfer Printed Whiteware	1	1	1	Footring base	U/JD	Willow pattern internally		ND		C19th	
8131	Whiteware	1	5	1	BS	U/JD	Undecorated				C19th	
8131	Whiteware	1	1	1	BS	U/JD	Undecorated				C19th	
8131	Whiteware	1	1	1	BS	U/JD	Undecorated				C19th	
8131	Whiteware	1	15	1	BS	U/JD	Blue line around vessel				C19th	
8148	Whiteware	1	15	1	BS	U/JD	Blue line around vessel				C19th	
Total		235	1803	217								

Table AP3.14. Domestic pottery from Trench 8

Context	Type	No	Wt	ENV	Part	Form	Decoration	Notes
F Pad 4/WB	Brown Glazed Coarseware	1	440	1	Profile	Cylindrical vessel	Brown glazed internally	13.5 cm from base to top of rim - typical cylindrical vessel
WB U/S	Unglazed Red Earthenware	1	13	1	BS	U/D	Undecorated	
	Total	2	453	2				

Table AP3.15. Coarsewares from Watching Brief contexts

Context	Type	No	Wt	ENV	Part	Form	Decoration	Rim R	Base R	Date range	Notes
F Pad 4/WB	Green stoneware	1	331	1	Base/body	Flagon/Jar	Undecorated			LC19th - C20th	Green stoneware flagon.
F Pad 4/WB	Whiteware	1	18	1	Base	Mug	Undecorated		4	C20th	Printed on underside; LONGPO. / Made in England
WB U/S	Brown Salt Glazed Stoneware	1	31	1	Rim	Bowl	Moulded line with circles around vessel	12		C19th	Folded rim
TR1 U/S	Blue Banded ware	1	1	1	BS	U/D	Thin blue line around vessel			C19th	
TR1 U/S	Blue Banded ware	1	6	1	BS	U/D	Blue filled band			C19th	Bulge internally, probably accidental
TR1 U/S	Transfer Printed Whiteware	1	1	1	Rim	Flaware	Transfer printed frieze with insect			C19th	
TR1 U/S	Transfer Printed Whiteware	1	2	1	BS	U/D	Transfer printed floral design			C19th	
TR4 U/S	Brown Salt Glazed Stoneware	1	37	1	Flat base	Bowl	Undecorated		3.5	C19th	Small footed base
TR4 U/S	Cane Coloured ware	1	13	1	Ring foot base	U/D	Undecorated		ND	C19th	
TR8 U/S	Black Glazed Buff ware	1	30	1	Base	U/D	Undecorated		7.5	C19th	Unusual buff fabric with black glaze internally
TR8 U/S	Brown Salt Glazed Stoneware	1	159	1	Base	?Jar/Flagon	Recessed band around vessel above base with raised circular nodes			C19th	Flat base
TR8 U/S	Brown Salt Glazed Stoneware	1	24	1	Base	?Jar/Flagon	Undecorated			C19th	
TR8 U/S	Brown Salt Glazed Stoneware	1	5	1	Rim	Dish	Beaded rim edge	13		C19th	
TR8 U/S	Brown Salt Glazed Stoneware	1	28	1	BS	U/D	Undecorated			C19th	
TR8 U/S	Brown Salt Glazed Stoneware	1	6	1	BS	U/D	Stamped designs			C19th	
TR8 U/S	Brown Salt Glazed Stoneware	1	540	1	Flat base	U/D	Undecorated		9.5	C19th	
TR8 U/S	Brown Salt Glazed Stoneware	1	468	1	Fragment	Wall tile	Stamped plaque and design externally			C19th	Probably part of an exterior wall tile; brown salt glaze on a hard buff fabric.
TR8 U/S	Cane Coloured ware	1	15	1	Rim	Bowl	Moulded rim with round raised lumps	ND		C19th	Some blistering on external edge of rim
TR8 U/S	Cane Coloured ware	1	4	1	BS	U/D	Undecorated			C19th	
TR8 U/S	Ceramic ball	1	9	1	Complete	Ball	Undecorated			Undated	Diameter between 1 and 2cm

Context	Type	No	Wt	ENV	Part	Form	Decoration	Rim R	Base R	Date range	Notes
TR8 U/S	Creamware type	1	5	1	BS	U/D	Undecorated			LC18th - EC19th	
TR8 U/S	Creamware type	1	4	1	BS	U/D	Relief band around vessel			LC18th - EC19th	Water abraded
TR8 U/S	Creamware type	4	13	3	BS	U/D	Undecorated			LC18th - EC19th	
TR8 U/S	Creamware type	1	1	1	BS	U/D	Undecorated			LC18th - EC19th	Raised ridge, possibly a ring foot base
TR8 U/S	Encrusted ware	1	4	1	Base	U/D	Encrusted with fine clay lumps with patchy blue and brown paint and a cream finish		ND	C19th	
TR8 U/S	Late Blackware	1	1	1	Rim	U/D	Undecorated	ND		LC18th - EC19th	
TR8 U/S	Late Blackware	1	4	1	BS	U/D	Undecorated			LC18th - EC19th	
TR8 U/S	Recent tile	2	11	2	BS	Wall tiles	Undecorated			C20th	
TR8 U/S	Transfer Printed	1	1	1	Rim	Saucer	Dark blue geometric design			C19th	
TR8 U/S	Transfer Printed	1	1	1	Footring base	Flaware	Willow III border			C19th	
TR8 U/S	Transfer Printed	1	1	1	Rim	Flaware	Willow border			C19th	
TR8 U/S	Transfer Printed	1	1	1	BS	U/D	Classical scene			C19th	
TR8 U/S	Transfer Printed	1	1	1	BS	U/D	?Willow			C19th	
TR8 U/S	Transfer Printed	1	1	1	BS	U/D	U/D design			C19th	
TR8 U/S	White ware	1	10	1	Rim	Saucer	Brown transfer printed design internally			C19th	
TR8 U/S	White ware	2	6	1	Rim	U/D	Pale green glaze moulded form but not fired. It is	9		C19th	
TR8 U/S	White ware	1	12	1	Ring foot base	U/D	Undecorated			C19th	
U/S	White ware	2	5	2	Base	Flaware	Undecorated			C19th	
U/S	White ware	3	18	1	Base	Flaware	Undecorated			C19th	
U/S	White ware	1	18	1	Handle	Jug	Stylised leaf and berry frieze on the spine of the handle			C19th	
U/S	White ware	5	14	5	BS	U/D	Undecorated			C19th	
U/S	White ware	2	4	1	BS	U/D	Single blue line around vessel			C19th	
Total		55	1864	50							

Table AP3.16. Domestic pottery from Watching Brief contexts and unstratified contexts

Context	Type	No	Wt	ENV	Part	Form	Dec	Rim R	Date range	Notes
1018 / 2063	Creamware type	2	4	1	Rim	Small jar	Undecorated	3.5	LC18th - C19th	Cross-context join linking an 'early' group with a 'late' group.
2003 / 2016 / 2024	Lithograph printed	3	45	1	Rim	Mug	Colourful floral and geometric frieze below rim	4.5	C20th	Triple cross-context join: 2003, 2016, 2024
2003 / 2063	Bone china	2	18	1	Rim	Mug	Frieze around rim with rural scene of stagcock and collage	5	C20th	
2003 / 2063	Bone china	7	26	1	Rim	Mug	Frieze around rim with rural scene of stagcock and collage	5	C20th	
2055 / 2044	Component	2		1	U/D	Perforated disc	Undecorated			
6000 / 6001	Lithograph printed	5	74	3	Profile	Plate	Floral and stylised frieze with raised knobs on flower petals	ND	C20th	Recent plate
6000 / 6001	Light fitting	2	105	1	Fragment	Light fitting	Stamped serial number 227			

Table AP3.17. Cross-context joins

Context	Type	No	Wt	ENV	Part	Form	Dec	Rim R	Base R	Date range	Notes
1003	Transfer Printed Whiteware	1	3	1	BS	Flitware	Garden landscape design internally			C18th	Abrasion suggests that the sherd came from a stream
1018	Brown Glazed Coarseware	1	25	1	Base	U/D	Undecorated				Brown glaze internally; water abrasion
1018	Brown Glazed Coarseware	1	150	1	Base	7Jar	Undecorated		ND		Brown glaze internally, parallel sided vessel, abrasion suggests water-related abrasion
1018	Brown Glazed Coarseware	1	81	1	BS	U/D	Undecorated		ND		Brown glaze internally, water abrasion
1018	Brown Glazed Coarseware	1	154	1	Base	U/D	Undecorated		ND		Heavily abraded
1018	Cans Coloured ware	1	9	1	Rim	Dish	Undecorated			C18th	Water-related abrasion
1018	Colour Glazed ware	1	7	1	BS	Flitware	Dark glaze internally and partially externally			?C18th	Dark glaze on buff body; water-related abrasion
1018	Creamware type	1	46	1	Flat base	Dish	Undecorated		ND	LC18th - EC19th	Water-related abrasion
1018	Slipware	1	25	1	BS	Dish	Red-brown and dark brown slip on white slip			C18th	Press moulded dish; water-related abrasion
1018	Transfer Printed Whiteware	2	24	1	Rim	Plate	Willow III rim	12		C18th	Water-related abrasion
1023	Creamware type	1	1	1	BS	U/D	Undecorated			LC18th - EC19th	Possible water-related abrasion
2020	Brown Glazed Coarseware	1	6	1	BS	U/D	Undecorated				Water-related abrasion
2020	Cans Coloured Slipware	1	5	1	BS	U/D	Faint white line around vessel			C18th	Water-related abrasion
2020	Creamware type	1	2	1	Rim	Flitware	Undecorated			LC18th - EC19th	Water-related abrasion
2020	Creamware type	2	7	2	BS	U/D	Undecorated			EC19th	Water-abraded

Context	Type	No	WT	ENV	Part	Form	Dec	Rim R	Base R	Date range	Notes
2020	Creamware type	3	5	3	BS	U/D	Undecorated			LC18th - EC19th	Water-related abrasion
2020	Edged ware	3	11	3	Rim	Plate	Blue feather edged paint on low relief moulded edge	ND		EC19th	Water-related abrasion
2020	Transfer Printed Whiteware	1	1	1	BS	U/D	Blue transfer printed vegetation and stylised floral design			C18th	Water-related abrasion
2020	Whiteware	1	10	1	Flat base	Dish	Undecorated			C19th	Water-related abrasion
2020	Whiteware	5	46	5	Base	Flatware	Undecorated			C18th	Flat sections of large whiteware flatware; water-related abrasion
2020	Whiteware	1	17	1	BS	U/D	Undecorated			C19th	Water-related abrasion
2020	Yellow Glazed Coarseware	1	12	1	BS	BS	Undecorated			C19th	Water-related abrasion; white slip internally
2021	Late Blackware	1	22	1	Rim	Bowl	Undecorated	15		LC18th - EC19th	Water abraded
2021	Late Blackware	4	44	4	BS	U/D	Undecorated			LC18th - EC19th	One possibly water abraded
2021	Pearlware type	1	9	1	Ring foot base	U/D	Undecorated			LC18th - EC19th	Water abraded
2021	Pearlware type	1	4	1	Recessed base	U/D	Undecorated			LC18th - EC19th	Water abraded
2021	Unglazed Red Earthenware	1	11	1	BS	U/D	Undecorated				Water abraded
5007	Brown Glazed Coarseware	1	14	1	BS	U/D	Undecorated				Water abraded
5007	Cane Coloured ware	2	10	2	BS	U/D	Undecorated			C18th	Water abraded
5007	Creamware type	2	7	2	BS	U/D	Undecorated			LC18th - EC20th	Water abraded
5007	Creamware type	1	25	1	Ring foot base	U/D	Undecorated			LC18th - EC20th	Water abraded
5008	Creamware type	1	21	1	Rim	Dish	Undecorated	10,5		C18th - EC19th	Sharply everted rim; some evidence of water abrasion
5008	Creamware type	1	2	1	BS	U/D	Undecorated			C18th - EC19th	Water abraded shard
5025	?Pearlware type	2	5	1	Recessed base	Flatware	Undecorated	ND		C18th	Water abraded
5025	Creamware type	1	3	1	BS	U/D	Undecorated			LC18th - C18th	Water abraded
5027	Brown Glazed Coarseware	3	35	2	BS	U/D	Undecorated				Possibly water abraded, fresh break
5027	Creamware type	3	19	3	BS	U/D	Undecorated			LC18th - C18th	Water abraded sherds
6001	Creamware type	1	3	1	BS	Dish	Undecorated			LC18th - EC19th	Water abraded
6003	Creamware type	1	3	1	Rim	Bowl	Undecorated	ND		LC18th - C18th	Water abraded
6003	Creamware type	1	18	1	BS	U/D	Undecorated			LC18th - C18th	Water abraded
6003	Creamware type	5	37	5	BS	U/D	Undecorated			LC18th -	Abraded

Context	Type	No	WT	ENV	Part	Form	Dec	Rim R	Base R	Date range	Notes
6072	Transfer Printed Whiteware	1	2	1	BS	Hollow ware	Black printed design with trees			C18th	Water abraded
6111	Brown stoneware	2	5f	2	BS	U/D	Stamped wheel designs and narrow bands of raised circles			LC18th - C19th	One water abraded
6114	Creamware type	1	8	1	Rim	Dish	Undecorated	ND		LC18th - C19th	Water abraded
6114	Creamware type	1	5	1	Rim	Plate	Undecorated	ND		LC18th - C19th	Water abraded
6114	Unglazed red earthenware	1	6	1	BS	U/D	Undecorated			LC18th - C19th	Heavily water abraded
7002	Creamware type	1	7	1	Base	U/D	Undecorated			LC18th - C19th	FBI sherd - water abraded
7012	Creamware type	2	12	2	Rim	Plate	Undecorated	ND		LC18th - C19th	Water abraded
8012	Brown Glazed Coarseware	1	78	1	Rim	Pancheon	Undecorated	15		C18th	Heavily abraded
8012	Whiteware	1	4f	1	Footring base	Fluware	Undecorated		ND	C18th	Water abraded
8012	Whiteware	1	5	1	Rim	Plate	Undecorated	ND		C18th	Water abraded
8012	Whiteware	3	10	3	BS	U/D	Undecorated			C18th	Water abraded
8012	Whiteware	2	14	2	BS	U/D	Undecorated			C18th	Water abraded
8078	Whiteware	1	2	1	Rim	Saucer	Hand painted criss-cross lines forming a narrow frieze around rim internally	ND		C18th	Abraded, possibly in water
8131	Pearlware type	1	23	1	Ring foot base	U/D	Pronounced blue-white colour internally and externally		ND	LC18th - EC19th	Crazed glaze, discoloured, possibly from immersion in water
TR6 U/S	Creamware type	1	5	1	BS	U/D	Undecorated			LC18th - EC19th	Stained and discoloured perhaps from water

Table AP3.18. Sherds showing evidence of water-related abrasion

Context	Type	No	Wt	ENV	Part	Form	Dec	Rim radius	Base radius	Figure	Notes
2020	Brown Glazed Coarseware	1	264	1	Base	Conical vessel	Undecorated		4.5	AP3.2	Illustration shows the characteristic internal 'conical' profile and narrow base
6000	Brown Glazed Coarseware	1	774	1	Base	Conical vessel	Brown glaze internally		4.5		
6003	Brown Glazed Coarseware	1	751	1	Base	Conical vessel	Brown glaze internally		4.5	AP3.8	Typical conical vessel with part of the lid-sealed rim
6003	Brown Glazed Coarseware	1	641	1	Base	Conical vessel	Brown glaze internally		4.5		
6052	Brown Glazed Coarseware	1	443	1	Base	Conical vessel	Brown glaze internally		4.5		
6/26	Brown Glazed Coarseware	1	45	1	Base	U/D	Black glaze internally and externally		4.5		
6003	Brown Glazed Coarseware	1	493	1	Base	Conical vessel	Brown glaze internally		4.75		Conical vessel with typical thick base
1018	Brown Glazed Coarseware	1	114	1	Base	2Jar	Undecorated		5		Brown glaze internally; parallel sided vessel
TR2 US	Brown Glazed Coarseware	1	1546	1	Base	Conical vessel	Undecorated		5		Shiny brown glaze internally
TR2 US	Brown Glazed Coarseware	1	1546	1	Base	Conical vessel	Undecorated		5		Shiny brown glaze internally
5008	Brown Glazed Coarseware	1	372	1	Base	Conical vessel	Dark glaze internally		5.25		Conical internal profile
2021	Brown Glazed Coarseware	1	334	1	Base	Conical vessel	Undecorated		5.5		Brown glaze internally
2021	Brown Glazed Coarseware	1	109	1	Base	Cylindrical vessel	Brown glaze internally		5.5		
5008	Brown Glazed Coarseware	1	241	1	Base	Cylindrical vessel	Dark glaze internally		5.5		
6072	Brown Glazed Coarseware	1	89	1	Base	U/D	Undecorated		5.5		
614	Brown Glazed Coarseware	1	172	1	Base	Cylindrical vessel	Brown glaze internally		5.5		
6/27	Brown Glazed Coarseware	1	105	1	Base	Bowl	Undecorated		5.5		Not one of the standard Brown Glazed Coarseware types from the site as it has a small footed base
70/2	Brown Glazed Coarseware	1	724	1	Base	Cylindrical vessel	Brown glaze internally		5.5		
7019	Brown Glazed Coarseware	5	1158	1	Base	Cylindrical vessel	Brown glaze internally		5.5		Dense red fabric
2021	Brown Glazed Coarseware	1	302	1	Base	Cylindrical vessel	Brown glaze internally		5.75		
6/40	Brown Glazed Coarseware	1	643	1	Base	Cylindrical vessel	Brown glaze internally		5.75		
1003	Brown Glazed Coarseware	1	101	1	Base	U/D	Undecorated		6		Straight sided vessel, glazed internally
1018	Brown Glazed Coarseware	2	386	2	Base	2Jar	Undecorated		6		
2020	Brown Glazed Coarseware	1	162	1	Base	Cylindrical vessel	Brown glaze internally		6		Brown glaze internally; parallel sided vessel
6003	Brown Glazed Coarseware	1	179	1	Base	Cylindrical vessel	Brown glaze internally		6		Glazed internally; unglazed externally
6003	Brown Glazed Coarseware	1	261	1	Base	Cylindrical vessel	Brown glaze internally		6		Flat base
7002	Brown Glazed Coarseware	1	347	1	Base	Cylindrical vessel	Brown glaze internally		6		Very thick base
7002	Brown Glazed Coarseware	1	159	1	Base	Cylindrical vessel	Brown glaze internally		6		
7012	Brown Glazed Coarseware	1	107	1	Base	Cylindrical vessel	Brown glaze internally		6		
7018	Brown Glazed Coarseware	1	312	1	Base	Cylindrical vessel	Brown glaze internally		6		
7019	Brown Glazed Coarseware	1	332	1	Base	Cylindrical vessel	Brown glaze internally		6		
8004	Brown Glazed Coarseware	1	697	1	Base/body	Cylindrical vessel	Brown glaze internally		6		Lower part of body, may have had a lid sealed rim
814	Brown Glazed Coarseware	1	149	1	Base	Conical vessel	Brown glaze internally		6		

Context	Type	No	Wt	ENV	Part	Form	Dec	Rim radius	Base radius	Figure	Notes
7019	Brown Glazed Coarseware	1	573	1	Base	Cylindrical vessel	Brown glaze internally		6,25		
2020	Brown Glazed Coarseware	1	599	1	Profile	Cylindrical vessel	Brown glaze internally	7	6,5	AP3,1	Complete profile of a small Brown Glazed Coarseware vessel, brown glaze internally, unglazed externally.
2020	Brown Glazed Coarseware	1	268	1	Base	Cylindrical vessel	Brown glaze internally		6,5		Glazed internally, unglazed externally
2021	Brown Glazed Coarseware	1	133	1	Base	Cylindrical vessel	Brown glaze internally		6,5		
2021	Brown Glazed Coarseware	1	217	1	Base	Cylindrical vessel	Brown glaze internally		6,5		
5025	Brown Glazed Coarseware	1	364	1	Base	Cylindrical vessel	Dark glaze internally		6,5		Flat base
6003	Brown Glazed Coarseware	1	153	1	Base	Cylindrical vessel	Brown glaze internally		6,5		Odd white fabric not the usual orange
6004	Brown Glazed Coarseware	1	168	1	Base	Cylindrical vessel	Brown glaze internally		6,5		
6114	Brown Glazed Coarseware	1	200	1	Base	Cylindrical vessel	Brown glaze internally		6,5		
TR8 U/S	Brown Glazed Coarseware	1	160	1	Base	Cylindrical vessel	Flat base		6,5		Brown glaze internally
8003	Unglazed Red Earthenware	1	430	1	Base	Cylindrical vessel	Undecorated		6,5		
7012	Brown Glazed Coarseware	1	338	1	Base	Cylindrical vessel	Brown glaze internally		6,75		
6114	Brown Glazed Coarseware	1	212	1	Base	Cylindrical vessel	Brown glaze internally		6,75		
2063	Brown Glazed Coarseware	1	69	1	Base	U/D	Undecorated		7		Glazed internally only
5008	Brown Glazed Coarseware	1	143	1	Base	Cylindrical vessel	Dark glaze internally		7		
7016	Brown Glazed Coarseware	1	70	1	Base	Cylindrical vessel	Brown glaze internally		7,5		
2021	Brown Glazed Coarseware	1	252	1	Base	Cylindrical vessel	Brown glaze internally		8		
7012	Brown Glazed Coarseware	1	36	1	Base	Cylindrical vessel	Brown glaze internally		8		
5030	Brown Glazed Coarseware	2	168	2	Base	U/D	Undecorated		8,5		
6110	Brown Glazed Coarseware	1	29	1	Base	Bowl	Undecorated		9		Beaded foot
6003	Brown Glazed Coarseware	1	15	1	Base	Cylindrical vessel	Brown glaze internally		15		
4018	Unglazed red earthenware	3	222	3	Base	U/D	Undecorated		15		
7002	Brown Glazed Coarseware	1	339	1	Base	U/D	Brown glaze internally		23		Large flat base

Table AP3.19. Base radii of Brown Glazed Coarseware vessels

Context	Type	No	Wt	ENV	Part	Form	Dec	Rim radius	Base radius	Figure	Notes
814	Unglazed Red Earthenware	1	10	1	Rim	?Flowerpot	Undecorated	5			
2020	Brown Glazed Coarseware	1	599	1	Profile	Cylindrical vessel	Brown glaze internally	7	6.5	AP3.1	Complete profile of a small Brown Glazed Coarseware vessel. Brown glaze internally, unglazed externally
1018	Brown Glazed Coarseware	1	298	1	Rim	U/D	Undecorated	7.5			Brown glaze internally, straight sided vessel
2020	Brown Glazed Coarseware	19	771	19	Rim	U/D	Undecorated	8			
5025	Brown Glazed Coarseware	1	100	1	Rim	Cylindrical vessel	Brown glaze internally	8			Plain, simple rounded rim
1018	Unglazed Redware	1	20	1	Rim	U/D	Undecorated	8			Unglazed folded rim
2020	Brown Glazed Coarseware	1	140	1	Rim	Cylindrical vessel	Brown glaze internally	9			Plain rim, probably from a simple cylindrical vessel
2021	Brown Glazed Coarseware	1	543	1	Rim	Cylindrical vessel	Brown glaze internally	9		AP3.11	
2045	Brown Glazed Coarseware	1	215	1	Rim	Industrial vessel	Undecorated	9			Brown glazed internally, Unglazed externally
5007	Brown Glazed Coarseware	1	308	1	Rim/body	Industrial vessel	Undecorated	9			Cylindrical vessel, see drawing
5008	Brown Glazed Coarseware	1	160	1	Rim	?Conical vessel	Dark glaze internally	9			Rims of conical vessels are rare or at least hard to identify positively
5008	Brown Glazed Coarseware	1	23	1	Rim	Jar	Dark glaze internally and externally	9			Pointed triangular profile rim
5025	Brown Glazed Coarseware	1	216	1	Rim	Cylindrical vessel	Brown glaze internally	9			Plain, simple rounded rim
6003	Brown Glazed Coarseware	4	959	4	Rim	Cylindrical vessel	Brown glaze internally	9			
612	Brown Glazed Coarseware	1	124	1	Rim	Cylindrical vessel	Brown glazed internally	9			
1018	Brown Glazed Coarseware type	1	59	1	Rim	U/D	Undecorated	9			Small patches of brown glaze
5025	Brown Glazed Coarseware type	1	9	1	Rim	Cylindrical vessel	Dark purple glaze internally	9			Flat topped rim, hard dense, semi-vitrified fabric with purple glaze internally
5025	Brown Glazed Fineware	1	10	1	Rim	Jar	Undecorated	9			Sharply everted rim
7002	Brown Glazed Fineware	1	17	1	Rim	Jar	Shiny brown glaze internally and externally	9			Everted rim
7018	Unglazed Red Earthenware	1	110	1	Rim	Cylindrical vessel	Undecorated	9			
1018	Brown Glazed Coarseware	1	197	1	Rim	U/D	Undecorated	9.5			Brown glaze internally, straight sided vessel

Context	Type	No	Wt	ENV	Part	Form	Dec	Rim radius	Base radius	Figure	Notes
2021	Brown Glazed Coarseware	8	1471	8	Rim	Cylindrical vessel	Brown glaze internally	9.5			
814	Brown Glazed Coarseware	1	370	1	Rim	?Pipe	Undecorated	9.5			Resembles the end of an earthenware pipe, brown glazed internally
814	Brown Glazed Coarseware	1	157	1	Rim	Cylindrical vessel	Brown glazed internally	9.5			Folded rim, slightly incurving
7002	Brown Glazed Fineware	1	57	1	Rim	Jar	Shiny brown glaze internally and externally	9.5			Soft orange fabric, flat topped rim with external bulge
5008	Brown Glazed Coarseware	1	39	1	Rim	?Dish	Dark glaze internally	10			Plain, simple rounded rim
5025	Brown Glazed Coarseware	3	652	3	Rim	Cylindrical vessel	Brown glaze internally	10			
6000	Brown Glazed Coarseware	1	78	1	Rim	Cylindrical vessel	Brown glaze internally	10			
6001	Brown Glazed Coarseware	1	121	1	Rim	Cylindrical vessel	Undecorated	10			Simple rim
6003	Brown Glazed Coarseware	1	27	1	Rim	Bowl	Brown glaze internally and externally	10			Folded rim
810	Brown Glazed Coarseware	1	80	1	Rim	Cylindrical vessel	Brown glazed internally	10			Simple rounded rim
7002	Brown Glazed Coarseware	1	70	1	Rim	Cylindrical vessel	Patchy brown glaze internally	10			
7031	Brown Glazed Coarseware	2	214	2	Rim	Cylindrical vessel	Brown glazed internally	10			
8144	Brown Glazed Coarseware	1	112	1	Rim	Cylindrical vessel	Brown glazed internally	10			
1018	Brown Glazed Coarseware type	1	59	1	Rim	U/D	Undecorated	10			Small patches of brown glaze
1018	Brown Glazed Coarseware type	1	90	1	Rim	U/D	Undecorated	10			Small patches of brown glaze
1018	Brown Glazed Coarseware type	1	28	1	Rim	U/D	Undecorated	10			Small patches of brown glaze
5007	Brown Glazed Fineware	1	9	1	Rim	Jar	Undecorated	10			
6003	Unglazed Red Earthenware	1	92	1	Rim	Cylindrical vessel	Undecorated	10			
7012	Unglazed Red Earthenware	1	88	1	Rim	Cylindrical vessel	Undecorated	10			
7031	Unglazed Red Earthenware	1	88	1	Rim	Cylindrical vessel	Undecorated	10			Plain rim
814	Unglazed Red Earthenware	2	160	2	Rim	U/D	Undecorated	10			
5025	Brown Glazed Coarseware	1	302	1	Rim	Cylindrical vessel	Clear (red-brown) glaze internally	10.5			Plain, simple rounded rim
6126	Brown Glazed Coarseware	1	130	1	Rim & Handle	Casserole dish	Undecorated	10.5			Lateral strap handle
7019	Brown Glazed Coarseware	3	327	1	Rim	Cylindrical vessel	Streaky brown glaze internally	11			
814	Brown Glazed Coarseware	6	690	6	Rim	Cylindrical vessel	Brown glazed internally	11			

Context	Type	No	Wt	ENV	Part	Form	Dec	Rim radius	Base radius	Figure	Notes
814	Brown Glazed Coarseware	3	260	3	Rim	Cylindrical vessel	Brown glazed internally	11			
1078	Brown Glazed Coarseware type 1	64	1	1	Rim	U/D	Undecorated	11			Small patches of brown glaze
1078	Brown Glazed Coarseware type 1	51	1	1	Rim	U/D	Undecorated	11			Small patches of brown glaze
6003	Unglazed Red Earthenware	1	28	1	Rim	Cylindrical vessel	Undecorated	11			
814	Unglazed Red Earthenware	1	56	1	Rim	Cylindrical vessel	Brown glazed internally	11			Thick white deposit internally and externally
814	Unglazed Red Earthenware	1	206	1	Profile	Shallow dish	Undecorated	11			
814	Unglazed Red Earthenware	4	319	4	Rim	U/D	Undecorated	11			Plain rim
7019	Brown Glazed Coarseware	2	169	1	Rim	Cylindrical vessel	Streaky brown glaze internally	11.5			
6003	Brown Glazed Coarseware	1	127	1	Rim	Pancheon	Brown glaze internally	12			Flanged rim
610	Unglazed red earthenware	1	20	1	Rim	Bowl	Undecorated	12			
814	Brown Glazed Coarseware	1	153	1	Profile	Shallow dish	Brown glazed internally	13		AP3.12	Thick white deposit externally
1003	Brown Glazed Fineware	1	11	1	Rim	U/D	Undecorated	13			Everted, slightly overhanging rim
2021	Unglazed Red Earthenware	1	168	1	Profile	Shallow dish	Undecorated	14		AP3.9	Another form of industrial vessel?
6140	Brown Glazed Coarseware	1	147	1	Rim	Cylindrical vessel	Unglazed	14.5			
8012	Brown Glazed Coarseware	1	78	1	Rim	Pancheon	Undecorated	15			Heavily abraded
8062	Brown Glazed Coarseware	1	127	1	Rim	Pancheon	Brown glazed internally	15.5			
814	Unglazed Red Earthenware	1	112	1	Rim	U/D	Undecorated	16			Plain rim
8070	Brown Glazed Coarseware	1	88	1	Rim	Pancheon	Undecorated	17			
814	Brown Glazed Coarseware	1	85	1	Rim	Pancheon	Brown glazed internally	17			
814	Brown Glazed Coarseware	1	52	1	Rim	Pancheon	Brown glazed internally	17			
4018	Unglazed red earthenware	2	163	2	Rim	Pancheon	Undecorated	17			White deposit internally
1003	Brown Glazed Coarseware	1	43	1	Rim	U/D	Undecorated	18			Brown glaze internally
1078	Brown Glazed Coarseware	1	115	1	Rim	U/D	Undecorated	18			Collared rim, form w/td patchy glaze internally
2021	Brown Glazed Coarseware	1	53	1	Rim	Pancheon	Undecorated	18			Brown glaze internally
2021	Brown Glazed Coarseware	1	84	1	Rim	Pancheon	Undecorated	19			Brown glaze internally; deep incised line splits the rim into two lobes
6176	Brown Glazed Coarseware	1	77	1	Rim	Pancheon	Brown glazed internally	19			
7012	Brown Glazed Coarseware	1	61	1	Rim	Pancheon	Brown glaze internally	19			
814	Unglazed Red Earthenware	1	68	1	Rim	Pancheon	Undecorated	19			
6020	Brown Glazed Coarseware	1	57	1	Rim	Pancheon	Brown glaze internally	21			

Context	Type	No	Wt	ENV	Part	Form	Dec	Rim radius	Base radius	Figure	Notes
6126	Brown Glazed Coarseware	2	105	1	Rim	Pancheon	Brown glaze internally	21			
5008	Brown Glazed Coarseware	1	78	1	Rim	Pancheon	Profiled square rim, glazed internally	22			
7002	Brown Glazed Coarseware	1	142	1	Rim	Pancheon	Brown glaze internally	22			
2020	Brown Glazed Coarseware	1	145	1	Rim	Pancheon	Undecorated	24			Thick square rim, flat topped with thick brown glaze internally.
6142	Brown Glazed Coarseware	1	129	1	Rim	Pancheon	Brown glaze internally	24			
7012	Brown Glazed Coarseware	1	45	1	Rim	Pancheon	Brown glaze internally	24			
814	Brown Glazed Coarseware	1	84	1	Rim	Pancheon	Brown glaze internally	24			
1018	Brown Glazed Coarseware	1	152	1	Rim	U/D	Undecorated	25			Collared rim, form u/d, patchy glaze internally
7012	Brown Glazed Coarseware	1	239	1	Rim	Pancheon	Brown glaze internally	25			
6003	Brown Glazed Coarseware	1	89	1	Rim	Pancheon	Brown glaze internally	26			
5008	Brown Glazed Coarseware	1	84	1	Rim	Pancheon	Groove around external edge of rim	27			
5008	Brown Glazed Coarseware	1	187	1	Rim	Pancheon	Everted rim with deep groove around external edge; black glaze internally	27			
6126	Brown Glazed Coarseware	1	131	1	Rim	Pancheon	Brown glaze internally	27			
6140	Brown Glazed Coarseware	1	199	1	Rim	Pancheon	Brown glaze internally	27			

Table AP3.20. Rim radii of Brown Glazed Coarseware vessels

Context	Type	No	Wt	ENV	Part	Form	Decoration	Rim radius	Date range	Figure	Notes
6/26	Late Blackware	1	27	1	Rim	Bottle/flagon	Undecorated	1.75	LC18th - EC19th		
2003	Brown salt glazed stoneware	1	27	1	Rim	Spouted bottle	Undecorated	2.25	C18th - C19th		Spouted bottle - ?ink
7012	Whiteware	1	8	1	Rim	Jar	Short vertical neck/rim with diffuse green body and hand painted brown lines at base of neck and on shoulder and tufts between lines	2.5	C19th		
10/18/2063	Creamware type	1	4	1	Rim	Small jar	Undecorated	3.5	LC18th - C19th		Cross-context join linking and 'early' group with a later group
2003	Porcelain	3	13	3	Rim	Cup	Three thin silver lines below rim	4	C20th		
2016	Whiteware	1	17	1	Rim	Mug	Undecorated	4	C20th		
2024	Whiteware	1	9	1	Rim	Cup	Undecorated	4	LC19th - C20th		
7012	Cane Coloured ware	1	10	1	Rim	Mug	Blue bands and brown lines	4	C19th		
2059 (176)	Whiteware	1	17	1	Rim	Mug	Dark blue band around rim	4	C20th		Late
2003	Porcelain	1	16	1	Rim	Mug	Gold lines around vessel	4.5	C20th		
2016	Whiteware	1	34	1	Rim	Mug	Undecorated	4.5	C20th		
2055	Whiteware	1	3	1	Rim	?Mug	Dark blue band around rim	4.5	LC19th - C20th		
2063	Porcelain	1	14	1	Rim	U/D	Undecorated	4.5	C18th - C20th		Internal bulge below rim
2063	Whiteware	1	8	1	Rim	Jar	Brown hand painted lines around vessel	4.5	C18th - C20th		
2063	Whiteware	3	27	2	Rim	Mug	Undecorated	4.5	C18th - C20th		
2063	Whiteware	1	6	1	Rim	U/D	Pale peach coloured band around rim	4.5	C18th - C20th		
2064	Porcelain	1	3	1	Rim	?Mug	Gold rim, transfer printed geometric and floral design around rim	4.5	LC19th - C20th		Distinctive design with vertical black bars behind design
6001	Porcelain	1	7	1	Rim	Mug	Undecorated	4.5	C20th		
6001	Porcelain	1	8	1	Rim	Mug	Silver lines around rim	4.5	C20th		
6001	Whiteware	4	19	2	Rim	Cup/mug	Dark blue line around rim	4.5	C18th - C20th		
6001	Whiteware	1	4	1	Rim	Cup/mug	Hand painted flower design	4.5	C18th - C20th		Secondarily burnt
6001	Whiteware	1	5	1	Rim&Handle	Mug	Undecorated	4.5	C18th - C20th		
6117	Whiteware	1	6	1	Rim	Mug	Undecorated	4.5	C19th - EC20th		
20/03/16/24	Lithograph printed	3	45	1	Rim	Mug	Colourful floral and geometric frieze below rim	4.5	C20th		Triple cross-context join: 2003, 2016, 2024
2064	Whiteware	1	11	1	Rim	?Mug	Part of commemorative vessel, 'flag and date' '1935'	4.75	1935 +		
2003	Lithograph printed	1	12	1	Rim	Mug	Bright floral frieze below rim	5	C20th		
2003	Lithograph printed	1	5	1	Rim	Mug	Stylised and simplified design of trees and fruit	5	C20th		Unusual design
2016	Whiteware	1	5	1	Rim	Mug	Undecorated	5	C20th		
2024	Lithograph printed	1	20	1	Rim	Mug	Colourful fruit and trellis design below rim	5	LC19th - C20th		
2053	Whiteware	1	6	1	Rim	Jar	Undecorated	5	C19th		

Context	Type	No	Wt	ENV	Part	Form	Decoration	Rim radius	Date range	Figure	Notes
2063	Bone china	1	23	1	Rim	Mug	Frize around rim with rural scene of stagcoast and cottage	5	C20th	AP3.4	See description in notes
2063	Bone china	1	10	1	Rim	Mug	Middle eastern scene around rim	5	C20th	AP3.5	See description in notes
2063	Bone china	2	11	2	Rim	Mug	Black line around rim, yellow flower below rim	5	C20th		
2063	White ware	2	8	1	Rim	Mug	Pale peach coloured band around rim	5	C19th - C20th		
2064	White ware	1	5	1	Rim	Mug	Pale peach coloured band around rim	5	LC19th - C20th		
6001	Transfer Printed White ware	1	5	1	Rim	Mug	Willow III frize around rim	5	LC19th - C20th		
6001	White ware	1	5	1	Rim	Mug	Undecorated	5	C19th - C20th		
6041	Brown stoneware	5	15	1	Rim	Bowl	Incised line below everted rim	5	C19th		
6'26	Transfer Printed White ware	1	6	1	Rim	Handled vessel	Stylised floral vegetation, design internally	5	C19th		
7009	White ware	1	3	1	Rim	?Cup	Moulded band below rim with narrow blue band flanked by black lines band painted below moulding	5	C19th		
8041	Creamware type	1	7	1	Rim	Small jar	Undecorated	5	LC19th - EC19th		
814	Brown Salt Glazed Stoneware	2	14	2	Rim	Jar	Undecorated	5	C19th - C19th		
2003/2063	Bone china	2	18	1	Rim	Mug	Frize around rim with rural scene of stagcoast and cottage	5	C20th		See description in notes
2003/2063	Bone china	7	26	1	Rim	Mug	Frize around rim with rural scene of stagcoast and cottage	5	C20th		See description in notes
2016	White ware	1	91	1	Rim	Mug	Broad transfer band below rim with flowers, lithograph transfer	5.25	C20th		Carelessly applied transfer
2003	Hand painted white ware	1	16	1	Rim	Mug	Hand painted fruit and leaf motif (enamel)	5.5	C19th		
2003	White ware	1	15	1	Rim	Mug	Pale peach coloured band around rim	5.5	C19th - EC20th		
2064	White ware	2	19	2	Rim	Mug	Undecorated	5.5	LC19th - C20th		
6000	Porcelain	1	13	1	Profile	Saucer	Broad red band internally	5.5	C20th		Footring base
6000	Sponge stamped white ware	1	7	1	Rim	?Mug	Blue bands and sponge stamped green and red stylised floral design	5.5	LC19th - EC20th		
6001	Hand painted white ware	1	19	1	Rim	Mug	Hand painted fruit and leaf decoration, enamel	5.5	C19th		
6001	White ware	1	15	1	Rim	Mug	Undecorated	5.5	C19th - C20th		
6001	White ware	1	12	1	Rim	Mug	Undecorated	5.5	C19th - C20th		
6'26	Transfer Printed White ware	1	6	1	Rim	?Cup	Floral frieze internally and buildings (Challean) externally	5.5	C19th		
8049	White ware	1	4	1	Rim	U/JD	Unusual design of dislay spaced blue spirals	5.5	C19th		
814	Blue Banded ware	1	6	1	Rim	?Mug	Broad blue band below rim	5.5	C19th		
8'20	Blue Banded ware	3	40	2	Rim	U/JD	Wide blue band below rim	5.5	C19th		

Context	Type	No	Wt	ENV	Part	Form	Decoration	Rim radius	Date range	Figure	Notes
5025	Slip decorated ware	1	3	1	Rim	U/D	Black and white slip lines and bands on red-brown body	6	C19th		
6/26	Creamware type	1	1	1	Rim	Cup	Undecorated	6	LC18th - EC19th		
7002	Creamware type	2	5	2	Rim	Cup/Bowl	Undecorated	6	LC18th - C19th		Two vessels, similar diameter
8/21	Blue Banded ware	1	6	1	Rim	U/D	Wide blue band below rim	6	C19th - EC20th		
2021	Brown Salt Glazed Stoneware	1	16	1	Rim	Bowl	Undecorated	6.5	C18th		Everted rim
6/26	Transfer Printed Pearlware	1	12	1	Rim	Small plate	Floral and geometric frieze internally	6.5	LC18th - EC19th		
10/8	Egged ware	1	3	1	Rim	?Cup/mug	Blue feathered paint, no moulding	7	EC19th		
2016	Whiteware	2	25	1	Profile	Saucer	Fluted internally	7	LC19th - C20th		
2020	Whiteware	1	2	1	Rim	Saucer	Undecorated	7	C19th		
5008	Brown stoneware	1	11	1	Rim	Bowl	Undecorated	7	C19th		Small everted bowl rim
6001	Utilitarian whiteware	1	9	1	Rim	Saucer	Undecorated	7	C20th		Thick utilitarian whiteware
6/26	Transfer Printed Whiteware	1	7	1	Rim	Bowl	Floral frieze internally and a design of trees externally	7	C19th		
7012	Transfer Printed Whiteware	2	11	1	Rim	Bowl	Stylised tenorils and floral designs externally and narrow frieze internally with brown top to rim	7	C19th		
8/20	Porcelain	1	21	1	Rim	Saucer	Undecorated	7	LC19th - C20th		
8/21	Whiteware	2	30	2	Rim	Plate	Moulded design of flower heads on rim	7	C19th		Moulded design is also known from Don and Top Potteries, but possibly also elsewhere
2020	Whiteware	1	2	1	Rim	U/D	Yellow painted band below rim flanked by thin brown lines	7.5	C19th		
6/26	Transfer Printed Whiteware	1	11	1	Rim	Plate	Floral frieze with Russian style buildings (onion domes) and a figure in plaque/carcouche on rim	7.5	C19th		
2003	Lithograph printed	1	7	1	Rim	Saucer	Frieze internally below rim; stylised flowers in panels	8	C20th		Design has a slightly 'art nouveau' appearance
2003	Whiteware	1	2	1	Rim	Plate	Dark blue band inside rim	8	C19th - EC20th		
2016	Whiteware	1	6	1	Rim	Saucer	Undecorated	8	C20th		
2016	Whiteware	2	50	1	Profile	Saucer	Dark blue line inside rim	8	C20th		
2055	Porcelain	1	6	1	Rim	Saucer	Thin silver lines (overglaze)	8	LC19th - C20th		cf 2003
2063	Whiteware	3	42	2	Rim	Saucer	Undecorated	8	C19th - C20th		
5025	Whiteware	1	2	1	Rim	Flatter	Thin green lines internally	8	C19th		
6000	Lithograph printed	1	3	1	Rim	Saucer	Narrow frieze around rim with slightly art nouveau appearance	8	C20th		
6001	Blue Banded ware	9	147	6	Rim & BS	Bowl	Blue lines and bands around vessel	8	C19th		
6001	Lithograph printed	1	6	1	Rim	Saucer	Narrow frieze around rim with slightly art nouveau appearance	8	C20th		Cf 6000
6001	Utilitarian whiteware	1	9	1	Rim	Saucer	Undecorated	8	C20th		

Context	Type	No	Wt	ENV	Part	Form	Decoration	Rim radius	Date range	Figure	Notes
6020	Porcelain	1	6	1	Rim	Saucer	Pale blue design	8	C19th		
6095	Porcelain	4	28	1	Rim	Saucer	Undecorated	8	C19th - EC20th		
6126	Creamware type	1	6	1	Rim	Bowl	Undecorated	8	LC18th - EC19th		
6126	Porcelain	1	5	1	Rim	Saucer	Hand painted with gold lustre	8	C19th - EC20th		
7002	Porcelain	1	5	1	Rim	UJD	Undecorated	8	LC19th - C20th		
7012	Porcelain	1	11	1	Rim	Saucer	Three silver lines (overglaze)	8	LC19th - EC20th		
8046	Transfer Printed White ware	1	13	1	Rim	Dish	Willow III border	8	C19th		
8114	Creamware type	1	15	1	Rim	Bowl	Undecorated	8	C18th - EC19th		
8114	Creamware type	1	10	1	Rim	Plate	Undecorated	8	C18th - EC19th		
8114	Slip Banded ware	1	1	1	Rim	UJD	Green band and black lines on white	8	C19th		
8121	Porcelain	1	5	1	Rim	Saucer	Undecorated	8	C19th - EC20th		Secondarily burnt
8121	White ware	1	16	1	Rim	UJD	Undecorated	8	C19th		
2024	White ware	1	27	1	Rim	Saucer	Undecorated	8.5	LC19th - C20th		
6126	White ware	1	6	1	Rim	Saucer	Undecorated	8.5	LC19th - C20th		
7023	Creamware type	1	5	1	Rim	Bowl	Undecorated	8.5	C19th		
2024	Porcelain	1	4	1	Rim	Bowl	Undecorated	8.5	LC18th - EC19th		
2055	White ware	1	4	1	Rim	Saucer	Gold line internally	9	LC19th - C20th		
2064	Porcelain	1	11	1	Rim	Plate / saucer	Fluted rim (moulded)	9	LC19th - C20th		
6003	Brown stoneware	1	13	1	Rim	Saucer	Combination printed, handpainted and gilded curvilinear design internally	9	LC19th - C20th		Wavy edge
6126	Cane Coloured Slipware	1	2	1	Rim	Bowl	Undecorated	9	C19th		
6126	Creamware type	1	2	1	Rim	Bowl	Brown and white slip lines around vessel	9	C19th		
7002	Porcelain	1	21	1	Rim	Plate	Undecorated	9	LC18th - EC19th		
7012	Cane Coloured ware	1	2	1	Rim	Cup/Bowl	Thin red lines inside rim	9	LC19th - C20th		
8013	White ware	3	11	2	Rim & BS	Saucer	Undecorated	9	C19th		
8114	Cane Coloured ware	1	11	1	Rim	Bowl	Repeated white lines around decoration	9	C19th		
168 L/S	White ware	1	10	1	Rim	Saucer	Hand painted blue floral decoration	9	C19th		
2020	Transfer Printed White ware	1	4	1	Rim	Bowl	Brown transfer printed design internally	9	C19th		
6109	Creamware type	3	15	1	Rim	Dish	Blue floral designs internally and externally	10	C19th		Stylised design externally? Egyptian style
6126	Cane Coloured Slipware	1	13	1	Rim	Bowl	Undecorated	10	LC18th - EC19th		Sharply everted rim
7012	Brown Salt Glazed Stoneware	1	39	1	Rim	Bowl	Brown and white slip lines around vessel	10	C19th		
8046	Transfer Printed White ware	1	23	1	Rim	Dish	Undecorated	10	LC18th - C19th		
5008	Creamware type	1	21	1	Rim	Dish	Willow III border	10	C19th		
5008	Creamware type	1	21	1	Rim	Dish	Undecorated	10.5	C18th - EC19th		Sharply everted rim; some evidence of

Context	Type	No	Wt	ENV	Part	Form	Decoration	Rim radius	Date range	Figure	Notes
6000	Ullianian whiteware	1	29	1	Rim	Plate	Undecorated	11	C19th - EC20th		water abrasion
6000	Whiteware	1	2	1	Rim	U/JD	Undecorated	11	LC18th - EC20th		Thick ullianian whiteware
6001	Ullianian whiteware	2	34	1	Rim	Plate	Undecorated	11	C20th		Thick ullianian whiteware
7002	Creamware type	1	11	1	Rim	Plate	Undecorated	11	LC18th - C19th		Plain rim, slightly thickened on lip
7012	Creamware type	1	16	1	Rim	Dish	Undecorated	11	LC18th - C19th		
7012	Creamware type	1	11	1	Rim	Plate	Undecorated	11	LC18th - C19th		
1018	Transfer Printed Whiteware	2	24	1	Rim	Plate	Willow III rim	12	C19th		Water-related abrasion
2021	Creamware type	1	8	1	Rim	Plate	Undecorated	12	LC18th - EC19th		
2063	Creamware type	1	25	1	Rim	Dish	Moulded hemispheres on top of rim	12	LC18th - C19th		
2063	Whiteware	1	7	1	Rim	Plate	Undecorated	12	C18th - C20th		
5008	Edged ware	1	5	1	Rim	Plate	Moulded edge with lips feathered painted edge	12	C19th		
5025	Creamware type	4	29	4	Rim	Plate	Undecorated	12	LC18th - C19th		Beaded rim
6000	Whiteware	1	5	1	Rim	Plate	Undecorated	12	LC18th - EC20th		
6003	Whiteware	5	61	2	Rim	Dish	Plain white with narrow sharply everted rim	12	C19th - EC20th		Approximate diameter, may not be entirely circular
7002	Creamware type	2	12	1	Rim	Plate	Undecorated	12	LC18th - C19th		Plain rim, slightly thickened on lip
7002	Creamware type	1	3	1	Rim	Plate	Undecorated	12	LC18th - C19th		Plain rim, slightly thickened on lip
7014	Cane Coloured ware	1	9	1	Rim	Dish	Undecorated	12	C19th		
8114	Brown Salt Glazed Stoneware	1	13	1	Rim	Dish	Undecorated	12	C18th - C19th		
8114	Cane Coloured ware	1	21	1	Rim	Dish	Black slip line below rim	12	C19th		Foliated rim
WB U/S	Brown Salt Glazed Stoneware	1	31	1	Rim	Bowl	Moulded line with circles around vessel	12	C19th		
2020	Brown salt glazed stoneware	1	19	1	Rim	Bowl/pancheon	Undecorated	13	C19th		Incised lines externally
2063	Creamware type	2	12	2	Rim	Plate	Undecorated	13	LC18th - C19th		Beaded edge to rim
6001	Hand painted whiteware	1	9	1	Rim	Saucer	Red-brown line below rim with flowers and leaves, all hand painted, enamel	13	C19th		Beaded edge to rim
6126	Brown stoneware	1	14	1	Rim	Bowl	Beaded rim with stamped designs	13	C19th		
6126	Creamware type	1	5	1	Rim	Plate	Undecorated	13	LC18th - EC19th		
6126	Whiteware	1	6	1	Rim	Plate	Wavy edge plate with brown line inside rim	13	C19th		Estimated diameter with wavy edge
8070	Edged ware	1	23	1	Rim	Plate	Moulded rim with feathered blue paint	13	C19th		
9099	Transfer Printed Whiteware	1	8	1	Rim	Dish	Floral design on rim	13	C19th		
TR8 U/S	Brown Salt Glazed Stoneware	1	5	1	Rim	Dish	Beaded rim edge	13	C19th		
2021	Late Blackware	1	16	1	Rim	Bowl	Undecorated	14	LC18th - EC19th		

Context	Type	No	Wt	ENV	Part	Form	Decoration	Rim radius	Date range	Figure	Notes
6001	Ullurian whiteware	1	35	1	Rim	Plate	Printed name 'McLeod's' and a thistle design	14	C20th		
6143	Brown stoneware	1	16	1	Rim	Dish	Undecorated	14	C19th		
2020	Brown salt glazed stoneware	2	109	2	Rim	Bowl/pancheon	Stamped designs externally	15	C19th		Two different vessels, but with same diameter
2021	Late Blackware	1	22	1	Rim	Bowl	Undecorated	15	LC18th - EC19th		Water abraded
4021	Edged ware	1	3	1	Rim	Plate	Moulded edge with blue feathered painted edge	15	C19th		Wavy edged plate, diameter estimated
6126	Creamware type	1	16	1	Rim	Dish	Undecorated	15	LC18th - EC19th		
7012	Creamware type	1	34	1	Rim	Dish	Undecorated	15	LC18th - C19th		
7012	Creamware type	1	26	1	Rim	Dish	Undecorated	15	LC18th - C19th		
7012	Creamware type	1	9	1	Rim	Plate	Undecorated	15	LC18th - C19th		
814	Brown Salt Glazed Stoneware	1	48	1	Rim/body	Bowl	Wheel stamped designs around body and rouletted line	15	C18th - C19th		
1018	Creamware type	1	5	1	Rim	Plate	Undecorated	16	LC18th - EC19th		
1018	Slip decorated whiteware	2	11	1	Rim	Dish	Thin brown slip lines on outer and inner edge of flat everted rim	16	C19th		
6005	Whiteware	4	23	1	Rim	Flatware	Faint blue band within rim	17	C19th - EC20th		Fresh break
6126	Brown stoneware	2	28	2	Rim	Bowl	Rouletted band of short lines	17	C19th		Beaded rim
7002	Brown Salt Glazed Stoneware	1	12	1	Rim	Dish	Stamped design externally	17	LC18th - C19th		
7012	Brown Salt Glazed Stoneware	1	69	1	Rim	Bowl	Rouletted and stamped designs externally	17	LC18th - C19th		
1003	Brown salt glazed stoneware	1	20	1	Rim	Dish	Undecorated	18	C19th		Everted dish rim
1023	Brown salt glazed stoneware	1	129	1	Rim/body	Pancheon	Stamped/rouletted lines externally	18	C18th - C19th		
5008	Brown stoneware	1	11	1	Rim	?Dish	Undecorated	18	C19th		Everted flat rim
7012	Cane Coloured ware	1	20	1	Rim	Dish	Undecorated	18	C19th		
7014	Transfer Printed Whiteware	1	4	1	Rim	Flatware	Transfer printed design internally; floral pattern	18	C19th		
1005	Creamware type	1	4	1	Rim	Plate	Undecorated	20	LC18th - EC19th		Beaded plate rim

Table AP3.21. Rim radii of domestic vessels (sorted by radius)

Context	Type	No	WT	ENV	Part	Form	Decoration	Base radius	Date range	Notes
8/21	Porcelain	1	43	1	Base	Cup	Undecorated	1.5	C19th - EC20th	
2020	Cane Coloured ware	1	5	1	Recessed base	U/D	Undecorated	2	C19th	Thick small diameter base
6/17	Whiteware	1	29	1	Base & body	Cup	Undecorated	2.25	C19th - EC20th	Handle stump
2003	Porcelain	1	19	1	Base&body	Cup	Undecorated	2.5	C20th	Printed 'Made in England' on underside, rather's muddled and poorly printed
2020	Hand painted whiteware	1	3	1	Ring foot base	Bowl/cup	Central blue hand painted lower	2.5	C19th	
2003	Brown salt glazed stoneware	1	63	1	Base	Bottle	Undecorated	3.5	C18th - C19th	Stamped mark with two words in an oval, upper one illegible, lower one begins 'Den', probably Bourne Denby, as in 2016
T4 U/S	Brown Salt Glazed Stoneware	1	37	1	Flat base	Bowl	Undecorated	3.5	C19th	Small footed base
2016	Brown salt glazed stoneware	6	397	1	Profile	Bottle with spout	Stamped 'Bourne Denby' in oval above base.	3.75	C20th	Spouted bottles of this larger vessels with an identical stamp from this and other contexts.
2016	Whiteware	6	140	6	Base	Mug	Undecorated	4	C20th	Base diameters around 4, one base with printed figure '5' on underside of base.
F Pad 4 WB	Whiteware	1	18	1	Base	Mug	Undecorated	4	C20th	Printed on underside LONGPO. / Made in England.
1003	Brown salt glazed stoneware	1	22	1	Base	?Mug	Undecorated	4	C19th	Beaded foot base
2016	Grey stoneware	2	33	2	Base	Jar	Fluted body	4	C20th	
2020	Porcelain	1	13	1	Ring foot base	Bowl	Undecorated	4	C19th	Tall wedge-shaped ring foot base
2021	Brown Salt Glazed Stoneware	1	18	1	Base	U/D	Undecorated	4	C18th	
2021	Late Blackware	1	17	1	Base	U/D	Undecorated	4	LC18th - EC19th	Black glaze internally and externally
6000	Whiteware	1	43	1	Ring foot base	Bowl	Undecorated	4	LC19th - EC20th	Rounded ring foot
2016	Grey stoneware	3	336	1	Profile	Jam jar	Fluted body	4.25	c. 1828 *	Stamped: 'Not genuine unless bearing W.P. Hartley's label' with F.M.F. stamp (registered 1828)
2016	Whiteware	1	33	1	Base	Mug	Red transfer printed design externally.	4.5	C20th	
2020	Cane Coloured ware	1	31	1	Splayed base	U/D	Undecorated	4.5	C19th	Recessed base with splayed foot
2020	Cane Coloured ware	1	16	1	Ring foot base	U/D	Undecorated	4.5	C19th	Rounded ring foot base
2083	Bone china	2	89	2	Base	Mug	Undecorated	4.5	C20th	
6/25	Cane Coloured ware	1	20	1	Ring foot base	?Bowl	Undecorated	4.5	C19th	
6/26	Cane Coloured ware	2	20	2	Recessed base	U/D	Undecorated	4.5	C19th	
7002	Transfer Printed Whiteware	1	19	1	Ring foot base	Bowl	Blue design with a swan internally	4.5	C19th	
8012	Porcelain	6	45	6	Ring foot base	U/D	One painted overglaze silver line above base	4.5	LC19th - C20th	
2003	Whiteware	1	30	1	Base	Mug	Undecorated	4.75	C19th - EC20th	Handle stump
6/26	Creamware type	1	39	1	Ring foot base	Bowl	Undecorated	4.75	LC18th - EC19th	
2003	Lithograph printed	1	24	1	Base	Mug	Part of blue design	5	C20th	Old decoration
2016	Grey stoneware	1	48	1	Base	Jar	Undecorated	5	C20th	
2020	Cane Coloured ware	1	11	1	Splayed base	U/D	Undecorated	5	C19th	Recessed base with splayed foot
2021	Cane Coloured ware	1	15	1	Ring foot base	Bowl	Undecorated	5	C19th	

2021	Creamware type	1	30	1	Ring foot base	Bowl	Undecorated	5	LC18th - EC19th	Angular footing
7012	Cane Coloured ware	1	10	1	Recessed base	U/D	Undecorated	5	C19th	
8131	Peartware type	1	12	1	Ring foot base	U/D	Undecorated	5	LC18th - EC19th	Angular ring foot base
2016	Brown salt glazed stoneware	1	718	1	Base	Large bottle	Stamped 'Bourne Denby' in oval above base	5.25	C20th	Bourne Pottery, Denby, Derbyshire
2016	Whiteware	1	27	1	Base	Mug	Green hand painted floral design externally	5.25	C20th	Utilitarian tableware
2063	Bone china	2	101	1	Base	Mug	Green hand painted floral design externally	3.25	C20th	
2021	Stoneware	1	529	1	Base	Cylindrical vessel	Undecorated	5.5	C19th	Salt glazed externally with an odd fabric resembling a stoneware but with coarse rock fragments
6016	Whiteware	1	9	1	Base	Mug	Undecorated	5.5	C18th - EC20th	
614	Cane Coloured Slipware	1	12	1	Splayed base	U/D	Blue and white slip lines	5.5	C19th	
7010	Late Redware	1	16	1	Base	U/D	Undecorated	5.5	C19th	
7016	Cane Coloured ware	1	89	1	Base	U/D	Undecorated	5.5	C19th	
2059 (Tr6)	Whiteware	1	15	1	Base	Mug	Undecorated	5.5	C20th	Late secondarily burnt
8120	Whiteware	1	34	1	Splayed base	U/D	Undecorated	5.75	C19th	
2003	Brown salt glazed stoneware	1	63	1	Base	Bottle	Undecorated	6	C18th - C19th	White internally, brown externally
5007	Creamware type	1	10	1	Recessed base	U/D	Undecorated	6	LC18th - EC19th	
6000	Cane Coloured ware	1	7	1	Ring foot base	U/D	Undecorated	6	C19th	
8114	Blue Banded ware	1	15	1	Splayed base	Mug	Moulded handle terminal and blue line around vessel	6	C19th	
8120	Whiteware	1	19	1	Splayed base	U/D	Undecorated	6	C19th	
7002	Cane Coloured ware	1	21	1	Ring foot base	U/D	Undecorated	6.5	C19th	
7012	Creamware type	1	44	1	Ring foot base	Bowl	Undecorated	6.5	LC18th - C19th	
8078	Colour Glazed ware	1	31	1	Base	U/D	Undecorated	6.5	LC18th - C19th	
8082	Whiteware	1	2	1	Ring foot base	U/D	Undecorated	6.5	C19th	
7002	Brown Salt Glazed Stoneware	1	19	1	Base	U/D	Undecorated	7	LC18th - C19th	
7002	Brown Salt Glazed Stoneware	1	17	1	Base	U/D	Undecorated	7	LC18th - C19th	
7014	Cane Coloured ware	1	14	1	Ring foot base	U/D	Undecorated	7	C19th	
TR8 U/S	Black Glazed Buff ware	1	30	1	Base	U/D	Undecorated	7.5	C19th	Unusual buff fabric with black glaze internally
TR8 U/S	Brown Salt Glazed Stoneware	1	540	1	Flat base	U/D	Undecorated	9.5	C19th	

Table AP3.22. Base radii of domestic pottery

Context	Type	No	Wt	ENV	Part	Form	Details of mark	Base radius	Date range
2003	Brown salt glazed stoneware	1	63	1	Base	Bottle	Stamped mark with two words in an oval, upper one illegible, lower one begins 'Den...' probably 'Bourne Denby' as in 2016	3.5	C18th - C19th
2003	Porcelain	1	19	1	Base&body	Cup	Printed 'Made in England' on underside, rather smudged and poorly printed	2.5	C20th
2016	Brown salt glazed stoneware	6	397	1	Profile	Bottle with spout	Stamped 'Bourne Denby' in oval above base; spouted bottle	3.75	C20th
2016	Brown salt glazed stoneware	1	718	1	Base	Large bottle	Stamped 'Bourne Denby' in oval above base	5.25	C20th
2016	Grey stoneware	3	336	1	Profile	Jam jar	Fluted body; Stamped: 'Not genuine unless bearing W.P. Hartley's label' with FHF stamp (registered 1928)	4.25	c. 1928 +
2016	Whiteware	6	40	6	Base	Mug	One sherd with a printed figure '5' on underside of base	4	C20th
2063	Whiteware	1	5	1	BS	U/D	Undecorated; Small part of a makers mark, winged lion holding a staff surmounting the word 'pottery' within a blue line		C19th - C20th
6001	Porcelain	1	13	1	Recessed base	?Cup	Printed: Badgrave China - Made in England around a stylised crown with B&H in the centre	ND	C20th
6001	Porcelain	1	9	1	Footring base	?Flaware	Printed 'Johnson Bros. England' under a crown	ND	C20th
6001	Utilitarian whiteware	2	26	1	Base	Mug	Printed 'Foreign'	ND	C20th
6001	Whiteware	1	6	1	Base	U/D	Printed 'England'	ND	1891 or later
8120	Whiteware	1	2	1	BS	U/D	Printed mark: 'LETTEN & D. / ...OFFIC. / E...'	ND	LC19th - C20th
8121	Whiteware	4	13	1	Edge/BS	U/D	Undecorated; Part of an flat object with a straight edge and printed: 'JOHN HEATHS / ...VED / ...PER 2 John Heath, Such Pottery, Burslem 1809-23		C19th
8130	Transfer Printed Whiteware	1	3	1	BS	U/D	Blue transfer printed design internally (small part) and small section of a stamped makers mark on underside (illegible)	ND	C19th
F Pad 4WB	Whiteware	1	18	1	Base	Mug	Undecorated; Printed on underside: LONGPO. / Made in England	4	C20th

Table AP.3.23. Marked vessels

Context	Type	Part	Form	Date range	Decoration
6114	Green stoneware	Base	Flattened oval bottle	C19th	Undecorated
2003	Brown salt glazed stoneware	Rim	Spouted bottle	C18th - C19th	Undecorated
2003	Brown salt glazed stoneware	Base	?Bottle	C18th - C19th	Undecorated
8130	Green stoneware	Rim	?Bottle	C19th	Undecorated
2003	Brown salt glazed stoneware	Base	Bottle	C18th - C19th	Undecorated
2003	Brown salt glazed stoneware	Base	Bottle	C18th - C19th	Undecorated
2043	Green stoneware	BS	Bottle	C19th	Undecorated
6114	Green stoneware	BS	Bottle	C19th	Undecorated
6114	Green stoneware	BS	Bottle	C19th	Undecorated
8120	Buff stoneware	Shoulder	Bottle	C19th	Undecorated
6003	Green stoneware	Shoulder	Bottle	C19th - EC20th	Undecorated
6003	Green stoneware	Base	Bottle	C19th - EC20th	Undecorated
8121	Buff stoneware	BS & Shoulder	Bottle	C19th - EC20th	Undecorated
2016	Brown salt glazed stoneware	Profile	Bottle with spout	C20th	Stamped 'Bourne Derby' in oval above base
6126	Late Blackware	Rim	Bottle/flagon	LC18th - EC19th	Undecorated
1018	Whiteware	Ring foot base	?Bowl	C19th	Undecorated
2020	Blue Banded ware	BS	?Bowl	C19th	Undecorated
2020	Cane Coloured ware	Ring foot base	?Bowl	C19th	Undecorated
5008	Brown stoneware	Rim	?Bowl	C19th	Undecorated
6125	Cane Coloured ware	Ring foot base	?Bowl	C19th	Undecorated
6126	Brown stoneware	BS	?Bowl	C19th	Moulded design, raised pimples
6126	Slip decorated whiteware	Rim	?Bowl	C19th	Brown slip lines below rim and part of possible green and yellow painted decoration
7022	Red earthenware	Rim	?Bowl	C19th	Undecorated
5027	Creamware type	Ring foot base	?Bowl	LC18th - C19th	Undecorated
6114	Brown stoneware	Base	?Bowl	LC18th - C19th	Incised line above footed base
6114	Brown stoneware	Base	?Bowl	LC18th - C19th	Undecorated
6114	Creamware type	Rim	?Bowl	LC18th - C19th	Undecorated
7012	Creamware type	Ring foot base	Bowl	LC18th - C19th	Undecorated
2021	Brown Salt Glazed Stoneware	Rim	Bowl	C18th	Undecorated
6114	Brown Salt Glazed Stoneware	Rim/Body	Bowl	C18th - C19th	Wheelstamped designs around body and rouletted line
6114	Brown Salt Glazed Stoneware	Base	Bowl	C18th - C19th	Undecorated
6114	Creamware type	Rim	Bowl	C18th - C19th	Undecorated
1003	Cane Coloured ware	Ring foot base	Bowl	C19th	Undecorated
2020	Brown salt glazed stoneware	Base	Bowl	C19th	Undecorated
2020	Porcelain	Ring foot base	Bowl	C18th	Undecorated
2020	Transfer Printed Whiteware	Rim	Bowl	C19th	Blue floral designs internally and externally
2021	Cane Coloured ware	Ring foot base	Bowl	C19th	Undecorated
2063	Cane Coloured Slipware	Rim	Bowl	C19th	Brown and white slip lines

Context	Type	Part	Form	Date range	Decoration
5003	Brown stoneware	Rim	Bowl	C19th	Undecorated
5025	Brown stoneware	Rim	Bowl	C19th	Stamped designs
6001	Blue Banded ware	Rim & BS	Bowl	C19th	Blue lines and bands around vessel
6003	Brown stoneware	Rim	Bowl	C19th	Undecorated
6017	Brown stoneware	Rim	Bowl	C19th	Stamped wavy lines of dots
6041	Brown stoneware	Rim	Bowl	C19th	Incised line below everted rim
6090	Cane Coloured Slipware	Rim	Bowl	C19th	One brown and four white slip lines below rim
6/26	Brown stoneware	Rim	Bowl	C19th	Beaded rim with stamped designs
6/26	Brown stoneware	Rim	Bowl	C19th	Rouleau band of short lines
6/26	Cane Coloured Slipware	Rim	Bowl	C19th	Brown and white slip lines around vessel
6/26	Cane Coloured Slipware	Rim	Bowl	C19th	Brown and white slip lines around vessel
6/26	Transfer Printed White ware	Rim	Bowl	C19th	White slip lines around vessel
6/26	Transfer Printed White ware	Rim	Bowl	C19th	Floral frieze internally and a design of trees externally
6/26	White ware	Rim	Bowl	C19th	Undecorated
7002	Transfer Printed White ware	Ring foot base	Bowl	C19th	Blue design with a swan internally
7002	Transfer Printed White ware	Rim	Bowl	C19th	Geometric frieze internally, curvilinear design externally
7010	Porcelain	Ring foot base	Bowl	C19th	Hand painted internally
7012	Transfer Printed White ware	Rim	Bowl	C19th	Stylised tendrils and floral designs externally and narrow frieze internally with brown top to rim
7012	Transfer Printed White ware	Ring foot base	Bowl	C19th	Floral spray internally
814	Cane Coloured ware	Rim	Bowl	C19th	Repeated white lines around vessel
8131	Brown Salt Glazed Stoneware	Rim	Bowl	C19th	Incised lines below rim and stamped band
T14 U/S	Brown Salt Glazed Stoneware	Flat base	Bowl	C19th	Undecorated
T18 U/S	Cane Coloured ware	Rim	Bowl	C19th	Moulded rim with round raised lips
WB U/S	Brown Salt Glazed Stoneware	Rim	Bowl	C19th	Moulded line with circles around vessel
2063	White ware	Ring foot base	Bowl	C19th - C20th	Undecorated
6001	Utilitarian white ware	Ring foot base	Bowl	C20th	Undecorated
6003	Creamware type	Rim	Bowl	LC18th - C19th	Undecorated
614	Creamware type	Flat base	Bowl	LC18th - C19th	Undecorated
614	Creamware type	Rim	Bowl	LC18th - C19th	Undecorated
614	Transfer Printed Pearlware	Ring foot base	Bowl	LC18th - C19th	Moulded hemispheres on top of rim
614	Transfer Printed Pearlware	Ring foot base	Bowl	LC18th - C19th	New Bridge or Bridge Pattern Copeland 199; Coburn plate fig. 166:3
7012	Brown Salt Glazed Stoneware	Rim	Bowl	LC18th - C19th	Undecorated
2020	Brown Salt Glazed Stoneware	Rim	Bowl	LC18th - C19th	Rouleau and stamped designs externally
2020	Creamware type	Rim	Bowl	LC18th - EC19th	Undecorated
2021	Creamware type	Rim	Bowl	LC18th - EC19th	Undecorated
2021	Creamware type	Ring foot base	Bowl	LC18th - EC19th	Undecorated
2021	Late Blackware	Rim	Bowl	LC18th - EC19th	Undecorated
2021	Late Blackware	Rim	Bowl	LC18th - EC19th	Undecorated
6/26	Creamware type	Ring foot base	Bowl	LC18th - EC19th	Undecorated

Context	Type	Part	Form	Date range	Decoration
6/26	Creamware type	Ring foot base	Bowl	LC18th - EC19th	Undecorated
6/26	Creamware type	Rim	Bowl	LC18th - EC19th	Undecorated
7023	Creamware type	Rim	Bowl	LC18th - EC19th	Undecorated
6000	White ware	Ring foot base	Bowl	LC19th - EC20th	Undecorated
6000	White ware	Ring foot base	Bowl	LC19th - EC20th	Gold line around ring foot base
614	? Creamware type	Rim	Bowl/Cup	?LC18th - EC19th	Hand painted overglaze
2020	Hand painted stoneware	Rim	Bowl/cup	C19th	Central blue hand painted flower
2020	Brown salt glazed stoneware	Rim	Bowl/ranchoon	C19th	Undecorated
2020	Brown salt glazed stoneware	Rim	Bowl/ranchoon	C19th	Stamped designs externally
2020	Transfer Printed White ware	Rim	Bowl/ranchoon	C19th	Undecorated
7002	Transfer Printed White ware	Rim	Carver/Serving dish	C19th	Willow
1018	White ware	Base	Carver/Serving dish	C19th	Willow
6/26	Transfer Printed White ware	Ring foot base	?Cup	C19th	Undecorated
6/26	Transfer Printed White ware	Rim	?Cup	C19th	Floral frieze internally and buildings (Italian) externally
7009	Transfer Printed White ware	Rim	?Cup	C19th	Wavy edge cup with pale blue chinese style design externally and internally
814	White ware	Rim	?Cup	C19th	Moulded band below rim with narrow blue band flanked by black lines hand painted below moulding
814	White ware	Rim	?Cup	C19th	Undecorated
8/20	Porcelain	Rim	?Cup	C19th	Undecorated
8/31	Transfer Printed White ware	Rim	?Cup	C19th	Floral design internally, rural scene externally
2063	White ware	Base	?Cup	C19th - C20th	Fluted body (moulded)
2003	White ware	Base	?Cup	C19th - EC20th	Undecorated
2016	White ware	BS	?Cup	C20th	Fluted externally
6001	Porcelain	Recessed base	?Cup	C20th	Printed: Balgrave China - Made in England around a stylised crown with B&H in the centre
1018	Edged ware	Rim	?Cup/mug	EC19th	Blue feathered paint, no moulding
2020	White ware	Handle	Cup	C19th	Undecorated
612	Transfer Printed White ware	Handle	Cup	C19th	Abstract transfer printed design on the spine of the handle
614	White ware	Rim	Cup	C19th	Hand painted enamel floral design externally
814	Transfer Printed White ware	Rim	Cup	C19th	Geometric frieze internally
2063	Porcelain	Rim	Cup	C19th - C20th	Three thin gold lines around rim
617	White ware	Base & body	Cup	C19th - EC20th	Undecorated
8/21	Porcelain	Base	Cup	C19th - EC20th	Undecorated
8/21	Porcelain	Rim	Cup	C19th - EC20th	Undecorated
2003	Porcelain	Base&body	Cup	C20th	Undecorated
2003	Porcelain	Rim	Cup	C20th	Three thin silver lines below rim
2003	Porcelain	Rim	Cup	C20th	Undecorated
2059 (T16)	White ware	Base	Cup	C20th	Pink externally
2059 (T16)	White ware	BS/handle stump	Cup	C20th	Undecorated
6/26	Creamware type	Rim	Cup	LC18th - EC19th	Undecorated

Context	Type	Part	Form	Date range	Decoration
2024	Porcelain	Base	Cup	LC18th - C20th	Undecorated
2024	Whiteware	Rim	Cup	LC18th - C20th	Undecorated
2064	Whiteware	Base	Cup	LC18th - C20th	Undecorated
702	Transfer Printed Whiteware	Rim	Cup/Bowl	C19th	? Two Temples
702	Creamware type	Rim	Cup/Bowl	LC18th - C19th	Undecorated
702	Porcelain	Rim	Cup/Bowl	LC18th - C20th	Thin red lines inside rim
702	Porcelain	Ring foot base	Cup/Bowl	LC18th - C20th	Undecorated
6001	Whiteware	Rim	Cup/mug	C18th - C20th	Dark blue line around rim
6008	Porcelain	BS	Cup/mug	C19th - EC20th	Hand painted flower design
1018	Cane Coloured ware	Base	?Dish	C19th	Pink wash effect
6008	Brown stoneware	Rim	Dish	C19th	Undecorated
7012	Creamware type	Rim	Dish	LC18th - C19th	Undecorated
1018	Slipware	BS	Dish	C18th	Undecorated
814	Brown Salt Glazed Stoneware	Rim	Dish	C18th - C19th	Red-brown and dark brown slip on white slip
814	Brown Salt Glazed Stoneware	Rim	Dish	C18th - C19th	Undecorated
6008	Creamware type	Rim	Dish	C18th - EC19th	Undecorated
1003	Brown salt glazed stoneware	Rim	Dish	C19th	Undecorated
1003	Whiteware	BS	Dish	C19th	Undecorated
1018	Cane Coloured ware	Rim	Dish	C19th	Undecorated
1018	Cane Coloured ware	Rim	Dish	C19th	Undecorated
1018	Slip decorated whiteware	Rim	Dish	C19th	Undecorated
1023	Cane Coloured ware	Rim	Dish	C19th	Thin brown slip lines on outer and inner edge of flat everted rim
2020	Cane Coloured ware	Base	Dish	C19th	Undecorated
2020	Whiteware	Flat base	Dish	C19th	Undecorated
6126	Whiteware	Flat base	Dish	C19th	Undecorated
6143	Brown stoneware	Rim	Dish	C19th	Undecorated
7002	Edged ware	Rim	Dish	C19th	Moulded rim with feathered blue paint
7002	Edged ware	Rim	Dish	C19th	Moulded rim with feathered blue paint
7012	Cane Coloured ware	Rim	Dish	C19th	Undecorated
7012	Cane Coloured ware	Rim	Dish	C19th	Undecorated
7014	Edged ware	Rim	Dish	C19th	Moulded edge with feathered blue paint
7014	Cane Coloured ware	Rim	Dish	C19th	Undecorated
8046	Transfer Printed Whiteware	Rim	Dish	C19th	Willow II border
8046	Transfer Printed Whiteware	Rim	Dish	C19th	Willow II border
8069	Transfer Printed Whiteware	Rim	Dish	C19th	Floral design on rim
814	Cane Coloured ware	Rim	Dish	C19th	Black slip line below rim
814	Edged ware	Profile	Dish	C19th	Fluted body, blue feathered paint on everted rim

Context	Type	Part	Form	Date range	Decoration
814	White ware	Flat base	Dish	C19th	Undecorated
T68 L/S	Brown Salt Glazed Stoneware	Rim	Dish	C19th	Undecorated
6003	White ware	Rim	Dish	C19th - EC20th	Beaded rim edge
2063	Creamware type	Rim	Dish	LC18th - C19th	Flan white with narrow sharply everted rim
614	Creamware type	Rim	Dish	LC18th - C19th	Moulded hemispheres on top of rim
614	Creamware type	Rim	Dish	LC18th - C19th	Undecorated
7002	Brown Salt Glazed Stoneware	Rim	Dish	LC18th - C19th	Undecorated
7012	Creamware type	Rim	Dish	LC18th - C19th	Stamped design externally
7012	Creamware type	Rim	Dish	LC18th - C19th	Undecorated
1003	Creamware type	Rim	Dish	LC18th - EC19th	Undecorated
1018	Creamware type	Rim	Dish	LC18th - EC19th	Raised ribs on the top of the everted rim
1018	Creamware type	Flat base	Dish	LC18th - EC19th	Undecorated
2020	Creamware type	Rim	Dish	LC18th - EC19th	Undecorated
2043	Creamware type	BS	Dish	LC18th - EC19th	Undecorated
6001	Creamware type	BS	Dish	LC18th - EC19th	Undecorated
6109	Creamware type	Rim	Dish	LC18th - EC19th	Undecorated
6126	Creamware type	Rim	Dish	LC18th - EC19th	Undecorated
6126	Creamware type	Rim	Dish	LC18th - EC19th	Undecorated
6126	Creamware type	Rim	Dish	LC18th - EC19th	Undecorated
6143	Edged ware	Rim	Dish	LC18th - EC19th	Undecorated
2020	Creamware type	Rim	Dish/bowl	LC18th - EC19th	Blue feathered painting with very faint moulding
2020	Creamware type	BS	Dish/bowl	LC18th - EC19th	Undecorated
2020	Creamware type	Rim	Dish/bowl	LC18th - EC19th	Undecorated
2020	Creamware type	Rim	Dish/bowl	LC18th - EC19th	Undecorated
6143	Transfer Printed White ware	BS	Dish/tureen	C19th	Willow
6126	Brown stoneware	Handle	Flagon	C19th	Strap handle with ridges
7002	Green stoneware	BS	Flagon	C19th	Undecorated
F Pad 4/WB	Green stoneware	Base/body	Flagon/jar	LC18th - C20th	Undecorated
6001	Transfer Printed White ware	BS	?Flatware	C19th	?Willow
1023	Porcelain	Footring base	?Flatware	C20th	Printed 'Johnson Bros. England' under a crown
1023	Creamware type	BS	?Flatware	LC18th - EC19th	Undecorated
7012	Creamware type	Rim	Flatware	LC18th - C19th	Undecorated
1018	Colour Glazed ware	BS	Flatware	?C18th	Dark glaze internally and partially externally
5025	Pearlware type	Recessed base	Flatware	?EC19th	Undecorated
814	Creamware type	Recessed base	Flatware	C18th - EC19th	Undecorated
814	Creamware type	BS	Flatware	C18th - EC19th	Undecorated
1003	Transfer Printed White ware	BS	Flatware	C19th	Garden landscape design internally
1018	Porcelain	Footring base	Flatware	C19th	Chinese style landscape in blue

Context	Type	Part	Form	Date range	Decoration
1018	White ware	Recessed base	Flatware	C19th	Undecorated
2020	Transfer Printed White ware	BS	Flatware	C19th	Transfer printed chinese style designs
2020	Transfer Printed White ware	Base	Flatware	C19th	Architectural element with trees
2020	Transfer Printed White ware	Recessed base	Flatware	C19th	Blue transfer printed oriental style designs
2020	White ware	Footring base	Flatware	C19th	Undecorated
2020	White ware	Base	Flatware	C19th	Undecorated
2020	White ware	Rim	Flatware	C19th	Blue smudged line internally
2020	White ware	Base	Flatware	C19th	Undecorated
5008	Transfer Printed White ware	Rim	Flatware	C19th	Floral frieze around rim
5008	White ware	Footring base	Flatware	C19th	Undecorated
5008	White ware	Base	Flatware	C19th	Undecorated
5025	?Pearlware type	Recessed base	Flatware	C19th	Undecorated
5025	Transfer Printed White ware	Rim	Flatware	C19th	Blue transfer printed hexagonal cellular design around rim
5025	Transfer Printed White ware	Rim	Flatware	C19th	Unidentified blue design internally
6003	Edged ware	Rim	Flatware	C19th	Moulded wavy edged rim with feathered blue paint
6020	?White ware	Footring base	Flatware	C19th	Undecorated
6041	White ware	Rim	Flatware	C19th	Undecorated
6141	Transfer Printed White ware	BS	Flatware	C19th	Chinese style design internally
7002	White ware	Recessed base	Flatware	C19th	Undecorated
7014	Transfer Printed White ware	Rim	Flatware	C19th	Transfer printed design internally: floral pattern
7023	Pearlware type	Recessed base	Flatware	C19th	Undecorated
8012	White ware	Footring base	Flatware	C19th	Undecorated
8070	Transfer Printed White ware	Footring base	Flatware	C19th	Transfer printed floral design
814	Cane Coloured ware	BS	Flatware	C19th	Undecorated
814	White ware	Flat base	Flatware	C19th	Chinese pagoda building
814	Transfer Printed White ware	Recessed base	Flatware	C19th	Green leaf design
814	White ware	BS	Flatware	C19th	Hand painted colourful blue, green, brown and yellow floral scene, enamel
814	White ware	BS	Flatware	C19th	Blue and green floral design
814	White ware	Rim	Flatware	C19th	Undecorated
814	White ware	Rim	Flatware	C19th	Green line around rim
814	White ware	Rim	Flatware	C19th	Green line around rim
814	White ware	Rim	Flatware	C19th	Undecorated
814	White ware	Footring base	Flatware	C19th	Undecorated
TR1 U/S	Transfer Printed White ware	Rim	Flatware	C19th	Transfer printed frieze with insect
TR3 U/S	Transfer Printed White ware	Footring base	Flatware	C19th	Willow III border
TR8 U/S	Transfer Printed White ware	Rim	Flatware	C19th	Willow border
U/S	White ware	Base	Flatware	C19th	Undecorated
U/S	White ware	Base	Flatware	C19th	Undecorated
5025	White ware	Rim	Flatware	C19th	Thin green lines internally
8001	White ware	Footring base	Flatware	C19th - C20th	Cream finish with blue line internally

Context	Type	Part	Form	Date range	Decoration
6003	Transfer Printed White ware	BS	Flatware	C19th - EC20th	Blue transfer printed design internally
6005	White ware	Rim	Flatware	C19th - EC20th	Faint blue band within rim
6000	Porcelain	Rim	Flatware	C20th	Thin silver lines internally
6005	Transfer Printed White ware	Rim	Flatware	C20th	Willow III fraze around rim
1018	Pearlware type	Flat base	Flatware	EC19th	Undecorated
2020	Pearlware	Recessed base	Flatware	EC19th	Blue circle in centre of base
2020	Transfer Printed Pearlware	Recessed base	Flatware	EC19th	Blue chinese style design with small house
2020	Transfer Printed Pearlware	Base	Flatware	EC19th	Chinese style trees
7002	Pearlware type	Recessed base	Flatware	EC19th	Undecorated
7002	Pearlware type	BS	Flatware	EC19th	One with a small section of a stamped mark on underside, not identifiable
6003	Creamware type	Footring base	Flatware	LC18th - C19th	Undecorated
6003	Creamware type	Footring base	Flatware	LC18th - C19th	Undecorated
7002	Creamware type	Footring base	Flatware	LC18th - C19th	Undecorated
2020	Creamware type	Rim	Flatware	LC18th - EC19th	Undecorated
2020	Creamware type	Footring base	Flatware	LC18th - EC19th	Undecorated
2020	Creamware type	Footring base	Flatware	LC18th - EC19th	Undecorated
2020	Creamware type	BS	Flatware	LC18th - EC19th	Undecorated
4021	Creamware type	Recessed base	Flatware	LC18th - EC19th	Undecorated
6/26	Pearlware type	Recessed base	Flatware	LC18th - EC19th	Undecorated
2064	Hand painted white ware	Base	Flatware	LC18th - C20th	Bright hand painted floral design internally
6001	Sponge stamped ware	Rim	Flatware	LC19th - C20th	Green sponge stamped design
6000	White ware	Base	Flatware	LC19th - EC20th	Undecorated
814	Brown Salt Glazed Stoneware	Handle	Handled vessel	C18th - C19th	Undecorated
2021	Cane Coloured ware	BS/Handle stump	Handled vessel	C19th	Moulded handle terminal
6/26	Transfer Printed White ware	Rim	Handled vessel	C19th	Stylised floral/vegetation design internally and externally
7002	Transfer Printed White ware	BS	Handled vessel	C19th	Two temples
8064	Green stoneware	Handle	Handled vessel	C19th	Ridged handle
7002	Late Redware	BS & Handle	Handled vessel	LC18th - C19th	White slip internally, red body, clear glaze externally
7012	Brown Salt Glazed Stoneware	Handle	Handled vessel	LC18th - C19th	Horizontal handle
1005	Transfer Printed White ware	Recessed base	Hollow ware	C19th	Floral design internally
1023	Transfer Printed White ware	BS	Hollow ware	C19th	Oriental style design
5007	White ware	Base	Hollow ware	C19th	Blue transfer printed designs but too small to determine design
5008	Brown stoneware	BS	Hollow ware	C19th	Undecorated
5008	Transfer Printed White ware	BS	Hollow ware	C19th	Chineses-style landscape
6000	Transfer Printed White ware	BS	Hollow ware	C19th	Vermicelli pattern internally, unidentified design externally
6000	Transfer Printed White ware	BS	Hollow ware	C19th	Blue transfer printed design with figure
6000	Transfer Printed White ware	BS	Hollow ware	C19th	Stylised pattern with tree and small building
6005	Transfer Printed White ware	BS	Hollow ware	C19th	Chinese style design with pagoda

Context	Type	Part	Form	Date range	Decoration
6072	Transfer Printed Whiteware	BS	Hollow ware	C19th	Black printed design with trees
6001	Porcelain	BS	Hollow ware	C20th	Undecorated
2020	Creamware type	BS	Hollow ware	LC18th - EC19th	Undecorated
7002	Creamware type	BS	Hollow wares	LC18th - C19th	Undecorated
2016	Grey stoneware	Profile	Jam jar	c. 1926 +	Fluted body
814	Grey stoneware	BS	Jam jar	LC19th - C20th	Fluted body
2003	Grey stoneware	Base	Jam jar	LC19th - EC20th	Wide fluting
2003	Grey stoneware	Rim	Jam jar	LC19th - EC20th	Narrow bands of vertical fluting
814	Creamware type	Recessed base	2Jar	C18th - EC19th	Undecorated
814	White ware	Base	2Jar	C19th	Undecorated
7012	Brown Salt Glazed Stoneware	Rim	?Jar	LC18th - C19th	Incised lines below everted rim
TR8 U/S	Brown Salt Glazed Stoneware	Base	?Jar/?Bagon	C19th	Recessed band around vessel above base with raised circular nodes
TR8 U/S	Brown Salt Glazed Stoneware	Base	?Jar/?Bagon	C19th	Undecorated
814	Brown Salt Glazed Stoneware	Rim	Jar	C18th - C19th	Undecorated
2020	White ware	Recessed base	Jar	C19th	Undecorated
2020	White ware	Rim	Jar	C19th	Moulded band with circles below rim; blue externally
2053	White ware	Rim	Jar	C19th	Undecorated
7012	White ware	Rim	Jar	C19th	Short vertical neck/rim with diffuse green body and hand painted brown lines at base of neck and on shoulder and tufts between lines
2063	White ware	Rim	Jar	C19th - C20th	Brown hand painted lines around vessel
2016	Grey stoneware	Base	Jar	C20th	Fluted body
2016	Grey stoneware	Base	Jar	C20th	Undecorated
1018	Relief banded ware	Recessed base	?Jug	C19th	Relief bands
2020	Transfer Printed White ware	?Spout	2Jug	C19th	?Willow or Brossley design
6/26	Carre Coloured ware	Handle	2Jug	C19th	Undecorated
7002	White ware	BS	?Jug	C19th	Raised filled band with blue painted band (narrow)
7015	Transfer Printed White ware	Handle	?Jug	C19th	Transfer printed floral design on spine of handle
814	White ware	Handle	?Jug	C19th	Red leaf and flower design on spine of handle
6003	Transfer Printed White ware	Rim	?Jug	C19th - EC20th	Blue transfer printed frieze internally, floral design externally
2063	Creamware type	Handle	2Jug	LC18th - C19th	Undecorated
6003	Creamware type	Handle	2Jug	LC18th - C19th	Undecorated
1018	Creamware type	Recessed base	?Jug	LC18th - EC19th	Undecorated
2063	Transfer Printed White ware	Handle	Jug	C19th	Blue floral design in spine of handle
7002	White ware	Handle	Jug	C19th	Undecorated
8121	White ware	Handle	Jug	C19th	Moulded handle
U/S	White ware	Handle	Jug	C19th	Stylised leaf and berry frieze on the spine of the handle
6/26	Creamware type	Spout	Jug	LC18th - EC19th	Moulded spout with gold hand painted lustre on spout
5007	Brown stoneware	BS/handle	?Tankard	LC18th - EC19th	Undecorated

Context	Type	Part	Form	Date range	Decoration
6000	White ware	Handle	Jug/Mug	LC19th - EC20th	Undecorated
2016	Brown salt glazed stoneware	Base	Large bottle	C20th	Stamped 'Bourne Denby' in oval above base
2084	White ware	Rim	?Mug	1935 +	Part of commemorative vessel, flag and date '1935'
1003	Brown salt glazed stoneware	Base	?Mug	C19th	Undecorated
2020	Brown salt glazed stoneware	Rim	?Mug	C19th	Undecorated
2020	Transfer Printed White ware	Rim	?Mug	C19th	U/D transfer printed designs
814	Blue Banded ware	Rim	?Mug	C19th	Broad blue band below rim
2003	White ware	Rim	?Mug	C19th - EC20th	Undecorated
2003	Lithograph printed	BS	?Mug	C20th	Stylised floral design
2016	Porcelain	BS	?Mug	C20th	Undecorated
2022	White ware	Rim & BS	?Mug	LC19th - C20th	Undecorated
2024	White ware	Rim	?Mug	LC19th - C20th	Undecorated
2024	White ware	Rim	?Mug	LC19th - C20th	Undecorated
2055	White ware	Rim	?Mug	LC19th - C20th	Dark blue band around rim
2055	White ware	Base	?Mug	LC19th - C20th	Undecorated
2084	Lithograph printed	Rim/body	?Mug	LC19th - C20th	Bright transfer printed, design showing a bridge, house and church, rural design
2084	Porcelain	Rim	?Mug	LC19th - C20th	Gold rim, transfer printed geometric and floral design around rim
617	Lithograph printed	BS	?Mug	LC19th - C20th	Part of a colourful frieze
8120	Porcelain	BS	?Mug	LC19th - C20th	Lithograph print of flowers and vegetation
6000	Sponge stamped ware	Rim	?Mug	LC19th - EC20th	Blue bands and sponge stamped green and red stylised floral design
6000	Sponge stamped ware	BS	?Mug	LC19th - EC20th	Blue bands and sponge stamped green and red stylised floral design
2003	Hand painted white ware	Rim	Mug	C19th	Hand painted fruit and leaf motif (enamelled)
2003	Hand painted white ware	BS	Mug	C19th	Hand painted fruit and leaf motif (enamelled)
6001	Hand painted white ware	Rim	Mug	C19th	Hand painted fruit and leaf decoration, enamel
7012	Cane Coboured ware	Rim	Mug	C19th	Blue bands and brown lines
814	Blue Banded ware	Spliced base	Mug	C19th	Moulded handle terminal and blue line around vessel
2063	Porcelain	Rim	Mug	C19th - C20th	Late type transfer printed, frieze below rim, curvilinear geometric with panels containing flowers
2063	White ware	Rim	Mug	C19th - C20th	Undecorated
2063	White ware	Rim	Mug	C19th - C20th	Pale peach coloured band around rim
2063	White ware	Rim/body	Mug	C19th - C20th	Thin green line around rim
2063	White ware	Rim	Mug	C19th - C20th	Green band and black line around rim
2063	White ware	Rim	Mug	C19th - C20th	Undecorated
6001	White ware	Rim&Handle	Mug	C19th - C20th	Undecorated
6001	White ware	Rim	Mug	C19th - C20th	Undecorated
6001	White ware	Rim	Mug	C19th - C20th	Undecorated
6001	White ware	Rim	Mug	C19th - C20th	Undecorated
6001	White ware	Rim & BS	Mug	C19th - C20th	Undecorated
6001	White ware	Handle	Mug	C19th - C20th	Undecorated

Context	Type	Part	Form	Date range	Decoration
2003	White ware	Base	Mug	C19th - EC20th	Undecorated
2003	White ware	Base	Mug	C19th - EC20th	Undecorated
2003	White ware	Base	Mug	C19th - EC20th	Undecorated
2003	White ware	Rim	Mug	C19th - EC20th	Pale peach coloured band around rim
6005	White ware	Rim	Mug	C19th - EC20th	Undecorated
6016	White ware	Base	Mug	C19th - EC20th	Undecorated
6016	White ware	BS	Mug	C19th - EC20th	Undecorated
617	White ware	Rim	Mug	C20th	Part of blue design
2003	Lithograph printed	Base	Mug	C20th	Bright floral frieze below rim
2003	Lithograph printed	Rim	Mug	C20th	Stylised and simplified design of trees and fruit
2003	Lithograph printed	Rim	Mug	C20th	
2003	Lithograph printed	BS	Mug	C20th	Floral spray design externally
2003	Porcelain	Rim	Mug	C20th	Gold lines around vessel
2016	Lithograph printed	BS	Mug	C20th	Late blue transfer printed design floral tendrils
2016	White ware	Base	Mug	C20th	Undecorated
2016	White ware	Base	Mug	C20th	Red transfer printed design externally
2016	White ware	Base	Mug	C20th	Undecorated
2016	White ware	Rim	Mug	C20th	Undecorated
2016	White ware	Rim	Mug	C20th	Undecorated
2016	White ware	Rim	Mug	C20th	Undecorated
2016	White ware	Rim	Mug	C20th	Undecorated
2016	White ware	Rim	Mug	C20th	Undecorated
2063	Bone china	BS	Mug	C20th	Broad transfer band below rim with flowers. Late Type transfer
2063	Bone china	Rim	Mug	C20th	Royal commemorative vessel, see notes
2063	Bone china	Rim	Mug	C20th	Frieze around rim with rural scene of stagecoach and cottage
2063	Bone china	Rim	Mug	C20th	Middle eastern scene around rim
2063	Bone china	Base	Mug	C20th	Undecorated
2063	Bone china	Base	Mug	C20th	Green hand painted floral design externally
2063	Bone china	Rim	Mug	C20th	Undecorated
2063	Bone china	Rim	Mug	C20th	Black line around rim, yellow flower below rim
2063	Bone china	BS	Mug	C20th	Large red flower with green leaves and thin black stem, hand painted
2063	White ware	Rim	Mug	C20th	Lithograph transfer printed floral frieze around rim
6000	Porcelain	Rim	Mug	C20th	Undecorated
6001	Lithograph printed	Handle	Mug	C20th	Diamond pattern on top of handle
6001	Porcelain	Rim	Mug	C20th	Silver lines around rim
6001	Utilitarian white ware	Base	Mug	C20th	Printed, 'Foreign'
2003/16.24	Lithograph printed	Rim	Mug	C20th	Colourful floral and geometric frieze below rim
2003/2063	Bone china	Rim	Mug	C20th	Frieze around rim with rural scene of stagecoach and cottage
2003/2063	Bone china	Rim	Mug	C20th	Frieze around rim with rural scene of stagecoach and cottage
2059 (T16)	Late Transfer ware	Rim	Mug	C20th	Red transfer designs internally and externally

Context	Type	Part	Form	Date range	Decoration
2059 (Tf6)	Porcelain	Rim	Mug	C20th	Overglaze lustre type decoration
2059 (Tf6)	White ware	Base	Mug	C20th	Undecorated
2059 (Tf6)	White ware	Rim	Mug	C20th	Dark blue band around rim
2059 (Tf6)	White ware	Handle	Mug	C20th	Undecorated
2059 (Tf6)	White ware	BS	Mug	C20th	Undecorated
2059 (Tf6)	White ware	Base	Mug	C20th	Undecorated
2059 (Tf6)	White ware	Rim	Mug	C20th	Yellow and black hand painted design
F Pad 4/WB	White ware	Base	Mug	C20th	Undecorated
2023	White ware	Rim	Mug	LC19th - C20th	Silver line on rim
2024	Lithograph printed	Rim	Mug	LC19th - C20th	Colourful fruit and trellis design below rim
2024	Lithograph printed	Rim	Mug	LC19th - C20th	Colourful fruit and trellis design below rim
2024	Lithograph printed	Rim	Mug	LC19th - C20th	Brightly coloured stylised leaf and geometric design below rim
2024	White ware	Base	Mug	LC19th - C20th	Transfer printed frieze with a stagecoach and rural scene (as context 2063)
2024	White ware	Handle	Mug	LC19th - C20th	Undecorated
2054	White ware	Handle	Mug	LC19th - C20th	Undecorated
2054	White ware	Base	Mug	LC19th - C20th	Undecorated
2064	White ware	Rim	Mug	LC19th - C20th	Pale peach coloured band around rim
2064	White ware	Rim	Mug	LC19th - C20th	Undecorated
2064	White ware	Rim	Mug	LC19th - C20th	Undecorated
2064	White ware	Handle	Mug	LC19th - C20th	Undecorated
6001	Sponge stamped ware	Rim	Mug	LC19th - C20th	Green rim and sponge stamped red flower and green stem
6001	Transfer Printed White ware	Rim	Mug	LC19th - C20th	Willow III frieze around rim
8120	Porcelain	Base	Mug	LC19th - C20th	Undecorated
2063	White ware	Handle	Mug & cup	C19th - C20th	One with transfer print (red) on spine of handle
2024	White ware	Handle	Print mug	LC19th - C20th	Undecorated
614	Transfer Printed White ware	Handle	Mug/Jug	C19th	Moulded leaf design on top of handle, printed floral design on spine
614	Sponged ware	Handle	Mug/Jug	C19th - EC20th	Blue sponged decoration
1023	Brown salt glazed stoneware	Rim/body	Pancheon	C18th - C19th	Stamped/rouletted lines externally
6001	Lithograph printed	Rim & Base	Angular rim plate	C20th	Printed with frieze of leaves and flowers
6052	Lithograph printed	Rim	Angular rim plate	C20th	Colourful frieze with sprays of flowers and geometric designs
814	White ware	Recessed base	?Plate	C19th	Undecorated
2003	Lithograph printed	Rim	?Plate	C20th	Floral design
2021	Creamware type	Rim	?Plate	LC18th - EC19th	Undecorated
7012	Creamware type	Rim	Plate	LC18th - C19th	Undecorated
5008	Creamware type	Rim	Plate	C18th - EC19th	Undecorated
814	Creamware type	Rim	Plate	C18th - EC19th	Undecorated
814	Creamware type	Rim	Plate	C18th - EC19th	Undecorated
1018	Transfer Printed White ware	Footring base	Plate	C19th	Blue floral design internally

Context	Type	Part	Form	Date range	Decoration
1018	Transfer Printed Whiteware	Rim	Plate	C19th	Willow ill rim
2020	Transfer Printed Whiteware	Rim	Plate	C19th	Transfer printed chinese style designs
2063	Edged ware	Rim	Plate	C19th	Slightly wavy edge, moulded with feathered blue paint
2063	Edged ware	Rim	Plate	C19th	Irregular wavy edge with moulding and blue feathered paint
4021	Edged ware	Rim	Plate	C19th	Moulded edge with blue feathered painted edge
5007	Whiteware	Base	Plate	C19th	Willow
5008	Edged ware	Rim	Plate	C19th	Moulded edge with blue feathered painted edge
6/26	Transfer Printed Whiteware	Rim	Plate	C19th	Floral frieze with Russian style buildings (onion domes) and a figure in plaque/cartouche on rim
6/26	Whiteware	Rim	Plate	C19th	Wavy edge plate with brown line inside rim
702	Edged ware	Rim	Plate	C19th	Wavy edge with moulding and blue feathered paint
702	Edged ware	Rim	Plate	C19th	Wavy edge with moulding and blue feathered paint
702	Edged ware	Rim	Plate	C19th	Moulded edge with green paint around the edge
704	Edged ware	Rim	Plate	C19th	Undecorated
8012	Whiteware	Rim	Plate	C19th	Moulded rim with feathered blue paint
8070	Edged ware	Rim	Plate	C19th	Shell edge with moulding and blue paint
814	Edged ware	Rim	Plate	C19th	Moulded edge with blue feathered paint
814	Edged ware	Rim	Plate	C19th	Moulded edge with blue feathered paint
821	Whiteware	Rim	Plate	C19th	Moulded design of flower heads on rim
2063	Whiteware	Rim	Plate	C19th - C20th	Undecorated
2003	Whiteware	Rim	Plate	C19th - EC20th	Dark blue band inside rim
6000	Utilitarian whiteware	Rim	Plate	C19th - EC20th	Undecorated
6/26	Porcelain	Ring foot base	Plate	C19th - EC20th	Blue and hand painted gold design with house, river and figure
2016	Lithograph printed	Rim	Plate	C20th	Angular (octagonal) edged plate with brightly coloured floral and geometric decoration
2016	Lithograph printed	Rim	Plate	C20th	Brightly colours geometric/floral design around rim: as 'octagonal plate'
2055	Lithograph printed	Rim	Plate	C20th	Floral/vegetation transfer printed design on edge of plate: straight sided polygonal plate
6000	Lithograph printed	BS	Plate	C20th	Brightly coloured transfer printed design with fruit and leaves
6001	Lithograph printed	Rim	Plate	C20th	Brightly coloured floral and stylised frieze with raised blobs on flower petals
6001	Lithograph printed	Rim	Plate	C20th	Colourful frieze with panels containing flowers
6001	Lithograph printed	Footring base	Plate	C20th	Colourful frieze with panels containing flowers
6001	Utilitarian whiteware	Rim	Plate	C20th	Undecorated
6001	Utilitarian whiteware	Rim	Plate	C20th	Printed name 'McLeods' and a thistle design
6001	Utilitarian whiteware	BS	Plate	C20th	Undecorated
2059 (T16)	Whiteware	Rim	Plate	C20th	Green painted line around rim and black line
6000/6001	Lithograph printed	Profile	Plate	C20th	Brightly coloured floral and stylised frieze with raised blobs on flower petals
1003	Edged ware	Rim	Plate	EC19th	Moulded edge with feathered blue paint
1003	Edged ware	Rim	Plate	EC19th	Moulded edge with feathered blue paint
1018	Edged ware	Rim	Plate	EC19th	Wavy edged plate, moulded edge with feathered blue paint
2020	Edged ware	Rim	Plate	EC19th	Blue feather edged paint on low relief moulded edge
2020	Edged ware	Rim	Plate	EC19th	Blue feather edged paint on low relief moulded edge

Context	Type	Part	Form	Date range	Decoration
2063	Creamware type	Rim	Plate	LC18th - C19th	Undecorated
2063	Creamware type	Rim	Plate	LC18th - C19th	Undecorated
2063	Creamware type	Rim	Plate	LC18th - C19th	Undecorated
5025	Creamware type	Recessed base	Plate	LC18th - C19th	Undecorated
5025	Creamware type	Rim	Plate	LC18th - C19th	Undecorated
6003	Creamware type	Rim	Plate	LC18th - C19th	Undecorated
614	Creamware type	Footring base	Plate	LC18th - C19th	Undecorated
7002	Creamware type	Rim	Plate	LC18th - C19th	Undecorated
7002	Creamware type	Rim	Plate	LC18th - C19th	Undecorated
7012	Creamware type	Rim	Plate	LC18th - C19th	Undecorated
1003	Creamware type	Footring base	Plate	LC18th - EC19th	Undecorated
1003	Creamware type	Rim	Plate	LC18th - EC19th	Undecorated
1005	Creamware type	Rim	Plate	LC18th - EC19th	Undecorated
1018	Creamware type	Rim	Plate	LC18th - EC19th	Undecorated
1018	Creamware type	Rim	Plate	LC18th - EC19th	Undecorated
2021	Creamware type	Footring base	Plate	LC18th - EC19th	Undecorated
2021	Creamware type	Rim	Plate	LC18th - EC19th	Undecorated
2021	Edged ware	Rim	Plate	LC18th - EC19th	Moulded wavy edge with blue feathered paint
2021	Edged ware	Rim	Plate	LC18th - EC19th	Moulded toupain pattern edge with feathered blue paint
2021	Transfer Printed Pearlware	Footring base	Plate	LC18th - EC19th	7Asiatic Pheasants
2065	Creamware type	Rim	Plate	LC18th - EC19th	Undecorated
5007	Creamware type	BS	Plate	LC18th - EC19th	Undecorated
612	Edged ware	Rim	Plate	LC18th - EC19th	Moulded wavy edged rim with feathered blue paint
6126	Creamware type	Rim	Plate	LC18th - EC19th	Undecorated
6126	Creamware type	Rim	Plate	LC18th - EC19th	Undecorated
6126	Creamware type	Rim	Plate	LC18th - EC19th	Undecorated
6126	Edged ware	Rim	Plate	LC18th - EC19th	Moulded edge with blue feather edge blue paint
2016	White ware	Footring base	Plate	LC19th - C20th	Undecorated
2022	White ware	Footring base	Plate	LC19th - C20th	Undecorated
2023	Lithograph printed	Rim	Plate	LC19th - C20th	Geometric design; grey on cream
2023	White ware	Rim	Plate	LC19th - C20th	Undecorated
2060	White ware	Rim	Plate	LC19th - C20th	Dark blue band around edge of plate/saucer
2064	Lithograph printed	Base	Plate	LC19th - C20th	Linear design internally
2064	White ware	Rim	Plate	LC19th - C20th	Willow frieze

Context	Type	Part	Form	Date range	Decoration
2054	White ware	Footring base	Plate	LC19th - C20th	Undecorated
6000	White ware	Rim	Plate	LC19th - EC20th	Undecorated
6000	White ware	Rim	Plate	LC19th - EC20th	Undecorated
814	White ware	Footring base	Plate / saucer	C19th	Undecorated
2055	White ware	Rim	Plate / saucer	LC19th - C20th	Fluted rim (moulded)
8'21	Lithograph printed	Rim	Plate/saucer	C20th	Wavy edge and green transfer printed edge with ribbon and streamer design
2020	White ware	Rim	Saucer	C19th	Undecorated
6001	Hand painted white ware	Rim	Saucer	C19th	Red-brown line below rim with flowers and leaves, all hand painted, enamel
6020	Porcelain	Rim	Saucer	C19th	Pale blue design
8013	White ware	Rim & BS	Saucer	C19th	Hand painted blue floral decoration
8025	White ware	Footring base	Saucer	C19th	Undecorated
8078	White ware	Rim	Saucer	C19th	Hand painted criss-cross lines forming a narrow frieze around rim internally
8'30	White ware	Rim & footring base	Saucer	C19th	Hand painted flowers internally
T88 U/S	Transfer Printed Pasteware	Rim	Saucer	C19th	Dark blue geometric design
T88 L/S	White ware	Rim	Saucer	C19th	Brown transfer printed design internally
2063	White ware	Rim	Saucer	C19th - C20th	Undecorated
2063	White ware	Footring base	Saucer	C19th - C20th	Undecorated
2003	White ware	Base	Saucer	C19th - EC20th	Undecorated
2003	White ware	BS	Saucer	C19th - EC20th	Silver line internally
6066	Porcelain	Rim	Saucer	C19th - EC20th	Undecorated
6'26	Porcelain	Rim	Saucer	C19th - EC20th	Hand painted with gold lustre
8'21	Porcelain	Rim	Saucer	C19th - EC20th	Undecorated
2003	Lithograph printed	Rim	Saucer	C20th	Frieze internally below rim, stylised flowers in panels
2016	Porcelain	Profile	Saucer	C20th	Undecorated
2016	White ware	Rim	Saucer	C20th	Undecorated
2016	White ware	Profile	Saucer	C20th	Dark blue line inside rim
6000	Lithograph printed	Rim	Saucer	C20th	Narrow frieze around rim with slightly art nouveau appearance
6000	Porcelain	Profile	Saucer	C20th	Broad red band internally
6001	Lithograph printed	Rim	Saucer	C20th	Narrow frieze around rim with slightly art nouveau appearance
6001	Utilitarian white ware	Rim	Saucer	C20th	Undecorated
6001	Utilitarian white ware	Rim	Saucer	C20th	Undecorated
6001	Utilitarian white ware	Base	Saucer	C20th	Undecorated
6001	Utilitarian white ware	Base	Saucer	C20th	Undecorated
2016	White ware	Profile	Saucer	LC19th - C20th	Fluted internally
2023	White ware	Rim	Saucer	LC19th - C20th	Undecorated
2024	Porcelain	Rim	Saucer	LC19th - C20th	Gold line internally
2024	White ware	Rim	Saucer	LC19th - C20th	Undecorated
2024	White ware	Rim	Saucer	LC19th - C20th	Undecorated

Context	Type	Part	Form	Date range	Decoration
2055	Porcelain	Rim	Saucer	LC19th - C20th	Thin silver lines (overglaze)
2064	Porcelain	Rim	Saucer	LC19th - C20th	Combination printed, handpainted and gilded curvilinear design internally
8120	Porcelain	Rim	Saucer	LC19th - C20th	Undecorated
8120	U/ID	Footring base	Saucer	LC19th - C20th	Undecorated
7012	Porcelain	Rim	Saucer	LC19th - EC20th	Three silver lines (overglaze)
2020	Porcelain	Rim & BS	Small jar	C19th	Relief moulded externally
1018/2063	Creamware type	Rim	Small jar	LC18th - C19th	Undecorated
8046	Creamware type	Rim	Small jar	LC18th - EC19th	Undecorated
6126	Transfer Printed Pearlware	Rim	Small plate	LC18th - EC19th	Floral and geometric frieze internally
6000	Colour Glazed ware	BS	?Teapot	C19th	Shiny brown glaze internally and externally
2003	Colour Glazed ware	Lid	Teapot	C19th - EC20th	Undecorated
7014	Pearlware type	Lid seat	Teapot	LC18th - C19th	Blue transfer printed design externally
2064	Colour Glazed ware	Rim	Teapot	LC19th - C20th	Undecorated
8013	White ware	BS/Rim	Teapot lid	C19th	Undecorated
5025	Creamware type	Lid	Tureen	LC18th - C19th	Undecorated

Table AP24. Vessel forms represented in the assemblage

The Clay Pipes, by Susie White

In total 418 pipe fragments were recovered from 56 stratified contexts and two unstratified deposits, comprising 50 bowls, 363 stems and 5 mouthpieces. Although there are a few residual fragments of seventeenth- or eighteenth-century material, the bulk (98%) dates from the late eighteenth and nineteenth centuries, with the diagnostic fragments suggesting a date in the first half of the nineteenth century. The dominance of the early nineteenth-century pipes suggest that almost all of the pipe-bearing deposits were laid down during a restricted phase of activity on this site. The pipes are summarised in **Table AP3.25**.

	Bowls	Stems	Mouthpieces	Total
17th century			1	1
Late 17th to late 18th century		8		8
Late 18th and 19th century	50	355	4	409
Totals	50	363	5	418

Table AP3.25. Summary of the clay pipes

This report has been divided into two main parts. First, the stratigraphic evidence provided by the pipes from the contexts in which they occur is considered. Second, the pipes themselves are described.

The clay pipes in context

Clay tobacco pipes are probably the most useful dating tools for archaeological deposits of post-medieval date. They are found almost everywhere, were short-lived and were subject to rapid change in both size and shape. They can usually be tied to a specific production site or, at the very least, to a regional centre. Subtle differences in their style and quality enable them to be used as indicators of social status as well as a means by which trade patterns can be studied. The bowl forms have been dated according to typologies; York (Lawrence 1979), Hull (Watkins 1979) and London (Atkinson and Oswald 1969). These typologies place the bowls within a twenty to forty year date range. In the case of marked bowls or stems, where the maker is known from documentary sources, a more accurate date is sometimes possible.

Trench 1

Trench 1 produced a total of 63 clay pipe fragments comprising six bowls, 56 stems and 1 mouthpiece, from five stratified contexts and one unstratified deposit. The earliest fragments to be recovered from this trench are two small plain stem fragments both dating from c1660-1770. The first comes from Context (1018) and the second from Context (1028). With the exception of these two earlier fragments, the other clay pipe fragments recovered from Trench 1 are very homogeneous with the majority falling within a date range of 1770 to 1840 but with the most likely date being the first half of the nineteenth century. This includes a spur fragment with the moulded initials AP from Context (1003). This is one of two fragments of this type, the other coming from Context (6116) (**Figure AP3.16 No 8**), both with finely executed initials in an italic script and both produced in the same mould, dating from c1810-1850. There are no known makers with the initials AP working in or around Sheffield at this date although a Thomas Pinder was working in Sheffield c1825-29 (Oswald 1975, 201). Given that a stem fragment bearing the name PINDER was recovered from Context (8130) (**Figure COP2 No 16**), it is possible that the AP marks were the product of a previously un-recorded member of the Pinder family with a Christian name initial A. The latest fragment to be recovered from Trench 1 appears to be a bowl fragment from Context (1018), which dates from c1810-1860 (**Figure AP3.16 No 12**).

Trench 2

Trench 2 produced a total of 48 pipe fragments comprising nine bowls and 39 stems from ten stratified contexts. Nine of these ten contexts produced four or less fragments. The largest single context group was Context (2020) with a total of 26 fragments, all of them plain stems. This group of plain stem fragments falls within a date range of c1770-1840, although the majority are most likely to date from the beginning of the nineteenth century. Three of the fragments have traces of glaze, which would suggest that they date from after 1800. This particular group contains a number of fragments that appear to have been water rolled, a feature that was noted in a number of the groups from the Suffolk Works.

Trench 4

This trench yielded a single plain stem dating from the late eighteenth or early nineteenth century.

Trench 5

Trench 5 produced a total of 23 stems and one mouthpiece. These fragments came from three stratified contexts with all of the material dating from the end of the eighteenth or early nineteenth century. The largest single context group was (5025), which yielded fourteen of the stems and the single mouthpiece. The mouthpiece had a glaze tip, which would suggest a date after c1800.

Trench 6

Trench 6 produced the largest group of pipes, with a total of 173 fragments comprising 27 bowls and 146 stems. These fragments were recovered from a total of stratified contexts producing an average of just over 10 fragments each. All of the fragments date from the late eighteenth or early nineteenth century, with the majority of the diagnostic fragments dating from c1810-1850. The largest single context group was (6114), which yielded four bowl fragments, all originally spur forms, and 79 plain stems. Another group from Context (6114), yielded eleven bowls and a single stem fragment. This is a most interesting group because not only do all the bowls date to c1810-1850 but about half also have a distinctive internal bowl cross, as well as a flaw on the side of the bowl (smokers left) which clearly link these bowls to the same workshop. The latest fragment from Trench 6 was a piece of stem marked with an incuse stamp SOUTHORN BROSELEY (Figure AP3.16 No 17) recovered from Context (6126). The Southorn family from Broseley, Shropshire, used this style of mark between c1850-1960, although this particular example is clearly a stamped example used by Edwin Southorn who was working from 1858-76. Following Edwin's death in 1876, his brother William took over the works, which continued to make pipes in Broseley until c1960. The marks used by William have the lettering & Co. after the word Southern, which the example from the Suffolk Works clearly does not have. From time to time, however, William is known to have used the earlier Edwin Southorn stamps to mark his own pipes.

Trench 7

Trench 7 yielded a total of 34 pipe fragments comprising two bowls, 31 stems and one mouthpiece from six stratified contexts. All of the stems are plain and the majority can be dated to the late eighteenth or early nineteenth century. There are three fragments, two stems and the mouthpiece, however, from Context (7010) that are more likely to date from the late seventeenth or early eighteenth century. Both of the bowl fragments from this trench, one from Context (7002) and the other from Context (7015), have distinctive internal bowl crosses. The bowl from Context (7015) also has a flaw on the side of the bowl (smokers left) matching those recovered from Trench 6, Context (6114) and therefore originating from the same workshop.

Trench 8

Trench 8 yielded a total of 75 pipe fragments comprising six bowls, 67 stems and two mouthpieces from a total of twelve stratified contexts and one unstratified deposit. The majority of the fragments from Trench 8 date from the end of the eighteenth or early nineteenth century. The earliest fragment was a stem recovered from Context (8084), which dates from c1740-1780. This particular stem is stamped with a Midlands Style roll-stamp border, which is a design comprising a series of circles, dots and horseshoe shaped motifs (Figure AP3.16 No 15). Only one other marked fragment was recovered from Trench 8, this was a stem from Context (8130) with a rather poorly preserved moulded-mark reading PINDER and dating from c1810-1850 (Figure AP3.16 No 16). There was a Thomas Pinder working in Sheffield c1825-1829 (Oswald 1975, 201) and so although the Christian name initial is not legible, it is possible that this stem can be attributed this maker. On the other hand, the presence of two pipe fragments from the Suffolk Works bearing the initials AP, one from Context (1003) and the other from Context (6114), may suggest another previously unrecorded member of the Pinder family with the Christian name initial A.

Summary

The majority of the pipe-bearing contexts from the excavations at the Suffolk Works produced quite small numbers of pipe fragments. There is clearly a small amount of residual seventeenth and early eighteenth-century material from the site but this accounts for only 2% of the total assemblage. The presence of eight plain eighteenth-century stems but no bowl fragments is a little unusual, however the eighteenth-century bowls tended to be very thin and do not survive well into the archaeological record.

Most of the material from the Suffolk Works (98%) can be dated to the nineteenth century with the majority of the bowls, and diagnostic stems, falling within the period 1810-1860. This strongly suggests that the majority of the pipe bearing deposits were laid down during a discreet phase of activity during this period.

The clay pipes by period

The seventeenth-century pipes (c 1600-1680)

A single fragment was recovered from the excavations that could be dated to the seventeenth century. This was a mouthpiece fragment from Context (7010) with a simply cut end and a stem bore of 8/64".

The late seventeenth- to late eighteenth-century pipes (c1680-1780)

Only eight plain stem fragments dating from this period were recovered from the excavations and only one of these is marked. This particular example (**Figure AP3.16 No 15**) was recovered from Context (8084) and dates from c1740-1780. It is decorated with what is referred to as a Midland Border comprising a series of incuse-hatched ovals or circles, interspersed with dots and dashes, and usually bordered with horseshoe shaped motifs. Variations of this type of decoration can be found over a very wide area from the North East of England, through Yorkshire, Nottinghamshire, Leicestershire and in to Cambridgeshire. In the Midlands this type of mark seems to be associated with maker's marks of c1750-1780 (Higgins 1985, 293), although an example of a substantially complete pipe from Whitby (Whitby Museum Acc. No. SOH915) with two bands of a similar stem decoration and whose bowl is fluted, dates from c1770-1800.

The late eighteenth- and nineteenth-century pipes (c1780-1880)

By far the largest group of pipes recovered from the excavations at Suffolk Road date from the end of the eighteenth to nineteenth century. This accounts for a total of 409 fragments (98%) and comprises all of the bowls (50), 355 stems and four mouthpieces.

The bowls

A total of 50 bowls were recovered from the excavations the majority of which fall within the date range 1810-1860. In the following sections the different bowl forms represented in this assemblage are discussed

Plain bowls

A total of eight plain bowls were recovered from the excavations at Suffolk Road. Only two of these are heel forms (**Figure AP3.16 Nos 2 & 5**) all the other bowls are spur forms. The majority of these bowls fall within the date range of 1810-1860 although there are two slightly later bowls, (**Figure AP3.16 Nos 5-6**), both dating from c1840-1880.

Mould-decorated bowls

A total of fifteen bowls from the excavations at Suffolk Road were decorated with leaf-decorated seams. A selection of these bowls has been illustrated (**Figure AP3.16 Nos 7-10, 14**). Of these fifteen bowls twelve were plain, apart from the leaf-decoration along both seams.

In addition to the bowls with moulded leaf-decorated seams, the excavations at Suffolk Road also produced six bowl fragments with other moulded decoration. Four of these bowl fragments were decorated with flutes. Flutes were one of the first, and most common form of decoration to appear on bowls dating from the late eighteenth and nineteenth century. Wider flutes were more common at the end of the eighteenth century with narrow flutes becoming more common in the mid nineteenth century. Occasionally these bowls also had leaf-decorated seams. Only one fragment of a fluted bowl with leaf-decorated seams was recovered from Suffolk Road. This came from Context (6114) (Bowl K) and dates from c1810-1850 (not illustrated).

Examples of both wider flutes (**Figure AP3.16 No 11**) and narrow flutes were recovered from the excavations at Suffolk Road. The most complete fluted bowl was recovered from Context (1018) (**Figure AP3.16 No 12**) and is decorated with a series of narrow flutes covering the bottom half of the bowl above which are traces of swags around the rim.

The two remaining mould-decorated bowl fragments consist of a ship in full sail with leaf-decorated seams, from Context (2020) (**Figure AP3.16 No 14**) and a bowl fragment where only traces of its original design can be seen from Context (6000) (**Figure AP3.16 No 13**). Only part of the bowl with the ship motif survives so it is impossible to say what appeared on the other side of the bowl. Large numbers of bowls with a ship on the right-hand side and a sailor on the left were recovered during excavations at Pontefract Castle (White and Davey 2003). These particular bowls, which were produced in a number of different moulds, were attributed to members of the Allan family who were working in Pontefract between 1847 and 1884. Although there is no suggestion that the fragment recovered from Suffolk Road was produced by the Allans, the presence of bowls with a ship motif from sites in parts of Yorkshire at this date, suggests that this was a popular decorative scheme.

Bowls with moulded marks

The excavations at Suffolk Road only produced three bowl fragments that had moulded marks. Two of these took the form of the moulded initials AP, one from Context (1003) (not illustrated) and the other from Context (614) (**Figure AP3.16 No 8**) both dating from c1810-1850 and both produced in the same mould. These italic initials, which appear on the sides of the spur, are very finely executed and are a rather unusual form of lettering. There are no known makers with the initials AP working in or around Sheffield at this date however during the period 1825-1829 a Thomas Pinder is recorded as working in Sheffield (Oswald 1975, 201). A stem fragment bearing the name PINDER was recovered from Context (8130) but the Christian name initial was illegible. The lettering on this fragment are very thin and lightly engraved and only appears on the left-hand side. It is possible that the both the bowl fragments marked AP and the stem marked PINDER can be attributed to a previously un-recorded member of the Pinder family with the Christian name initial A.

The other moulded mark was a simple ring and dot mark which appears on a bowl fragment from Context (6000) dating from c1820-1880. Part of the mark is visible on the smokers left but it would almost certainly have been repeated on the right-hand side originally, which does not survive.

Internal bowl crosses and production flaws

Internal bowl crosses were formed by a design cut into the end of the stopper that was used to form the bowl cavity during the manufacturing process. In his study of bowl crosses found in pipes from London, Jarzembowski (1985, 394) puts forward a number of suggestions as to the purpose of these internal bowl marks, one of which was to prevent the stopper from sticking when pressed into the bowl. In Jung (2003) an account is given of the manufacturing process employed by the pipe maker Gordon Pollock of Manchester. When describing the stopper Gordon Pollock refers to 'roughing up scars' on the tip of the stopper which were produced by 'firm taps by a crisp heavy steel file' (*ibid.*, 11). The account presented by Jung goes on to explain that these 'scars' were to help prevent the walls of the pipe being sucked in when the stopper was removed.

A total of twelve bowls with internal bowl crosses was recovered from the. All of these appear to be of an unusual type with a double cross bar (**see Figure AP3.16 Nos 9-10**) and are associated with bowls dating from c1800-1860. It is possible that the distinctive double cross is a characteristic associated with a particular workshop.

Another interesting feature of this particular group of pipes is the presence of a distinctive manufacturing flaw in several of the bowls. A result of producing clay tobacco pipes in a metal mould is that the clay took up any small nicks, scratches or surface defects on the mould's surface, thereby producing a unique 'fingerprint' for that particular mould. Identification of these mould flaws can help to identify the pipes produced in the same mould and, by studying marked pipes or kiln groups, this can give some indication of the number of moulds an individual pipemaker may have used. A small group of pipes from the excavations at the Suffolk works, however, have a different type of manufacturing flaw. Rather than an identifying flaw that is introduced to the pipe from the mould itself, these flaws appear to have been caused by something being pressed, or knocked against the pipe bowl.

A total of six bowls, five from Context (6114) and one from Context (7015), show this type of flaw, which appears on the side of the bowl, on the smoker's left, and takes the form of two triangular shapes. This flaw can clearly be seen on three bowls (**Figure AP3.1**), all from Context (6114). The position of this flaw varies slightly from bowl to bowl, although it is always on the left-hand side of the bowl. Its form is also slightly different from bowl to bowl, but this may be caused by the fact that whatever created the mark was not being pressed into the bowl side in exactly the same way each time. Clearly what was happening was that the person finishing these pipes was knocking or catching the pipe on something that left a distinctive impression prior to firing. This feature together with the evidence of the unusual internal bowl cross, links them to the same workshop. The fact that a bowl marked AP, which has the manufacturing flaw, was recovered from the site would suggest that a previously unrecorded maker with the initials AP might have been responsible for all of the pipes with these distinctive markings from Suffolk Road.

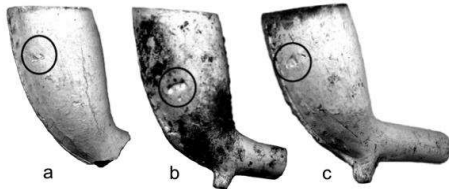


Figure AP3.15. Post-moulding flaws (circled) on three bowls from Context (6114). All three bowls have either a similar distinctive internal bowl cross and/or the manufacturing flaw. Both features link these bowls to the same workshop. Bowl B is marked with the moulded initials AP on the sides of the spur.

The stems

The bulk of the stems recovered from the excavations at Suffolk Road are plain and therefore extremely difficult to date accurately. However, the general appearance of the stem fragment and the size of the stem bore can give an indication of the likely century in which it was produced. A total of 355, or 85% of the total assemblage from Suffolk Road, are stems that can be dated to the end of the eighteenth or early nineteenth century.

A small number of the stems recovered from the excavations appear to have been water rolled. At least three stem fragments have had one of their broken ends ground (Figure AP3.16 No 19). Modification of stems can take a number of forms but usually occurs for one of two main reasons. First, the grinding or re-shaping of the stem for reuse after the original mouthpiece has broken off. Second, when the stem has been used as a medium with which to draw or write graffiti resulting in the formation of distinct facets at one, or both ends of the stem. The examples from Suffolk Road fall into this second category and a faceted end is clearly visible in all three cases.

Three of the stems from Suffolk Road are marked. The earliest, impressed with a Midland Border and dating from c1740-1780, was recovered from Context (8084) (Figure AP3.16 No 15). This incuse roll-stamped mark was applied around the stem to create a continuous band and was common throughout parts of the Midlands and into south Yorkshire.

The second of the marked stems dates from c1810-1850 and was recovered from Context (8130). This has a rather poorly defined relief moulded mark on the left-hand side the stem reading PINDER (Figure AP3.16 No 16). A Thomas Pinder is known to have been working in Sheffield c1825-1829 and is a possible candidate for this particular fragment. However, the presence of two spur fragments from this site bearing the initials AP may indicate that a previously un-recorded member of the Pinder family with the Christian name initial A, could have been responsible for this stem fragment.

The last of the marked stem fragments was recovered from Context (6126), dating from c1850-1960, with part of a stamp that reads ...ORN/...EY 12. This particular stem fragment is very cleanly impressed and can be attributed to Edwin Southorn of Broseley in Shropshire. Edwin was working from 1858 until his death in 1876 (Higgins 1997, 490-91). After his death, Edwin's brother William took over the pipe works and the family continued to make pipes in Broseley until c1960, occasionally using Edwin's stamps.

Summary and Conclusions

The group of clay tobacco pipes recovered from Suffolk Road is yet another useful assemblage, dating from the late eighteenth or early nineteenth century, to have been excavated in Sheffield in recent years.

Although there were a small number of residual fragments recovered from the site the bulk of the assemblage, 98%, dates from the late eighteenth or nineteenth century with the vast majority of the bowls and diagnostic stem fragments falling within the date range 1810-1860.

Unfortunately there were very few marked fragments in the Suffolk Road assemblage, however two spur fragments marked with the finely moulded italic letters AP appear to represent a previously unrecorded maker in Sheffield. It is possible that this person was a member of the Pinder family as a stem fragment bearing the name PINDER was also recovered.

bowl fragments with a distinctive internal bowl cross. Bowl crosses are a phenomena that occur throughout England in the nineteenth century. Unfortunately there has been no systematic recording and study of these features but the author has noted their presence in a number of bowls from South Yorkshire, including bowls from other excavations in Sheffield such as Riverside Exchange and Nursery Street. What makes the presence of these bowl crosses at Suffolk Road more interesting is the fact that they appear on bowls that also have a manufacturing flaw. The presence of these features on bowls that are clearly made in different moulds (some have leaf decorated seams and some have flutes) give an indication as to the range of moulds being used by this workshop. These include the bowl marked AP. It is therefore probably that whoever the maker AP is, is also the person responsible for quite a number of the bowl forms from the largely contemporary groups from Suffolk Road.

Catalogue of illustrated pipes (Figure AP3.16)

The full catalogue of pipes has been deposited in the site archive. The bowl forms of those illustrated here have been drawn at 1:1 with stamp details at 2:1.

1. Spur bowl fragment dating from c1810-1850. Context (2052). Stem bore 5/64"; not burnished; no internal bowl cross; rim cut but not milled.
2. Heel bowl fragment dating from c1810-1850. Context (2048). Stem bore 5/64"; not burnished; no internal bowl cross; rim cut but not milled. Crudely finished plain bowl with joining stem.
3. Spur bowl fragment dating from c1810-1850. Context (6042). Stem bore 4/64"; not burnished; no internal bowl cross; rim cut but not milled.
4. Bowl fragment dating from c1830-1860. Context (6109). Stem bore 5/64"; not burnished; no internal bowl cross; rim cut but not milled. This was most likely a spur bowl but the spur is now missing.
5. Spur bowl fragment dating from c1840-1880. Context (8048). Stem bore 4/64"; not burnished; no internal bowl cross; rim cut but not milled.
6. Spur bowl fragment dating from c1810-1850. Context (1018). Not burnished; no internal bowl cross; rim cut but not milled.
7. Bowl fragment dating from c1810-1850. Context (6114) Bowl G. Not burnished; rim cut but not milled. Very large and crudely executed leaves along the seams. This was most likely a spur bowl but the spur is now missing.
8. Spur bowl fragment dating from c1810-1850. Context (6114); Bowl H. Stem bore 4/64"; not burnished; internal bowl cross present; rim cut but not milled; marked with the moulded initials AP on the sides of the spur. Leaf decorated seams.
9. Bowl fragment dating from c1810-1850. Context (6114); Bowl A. Stem bore 6/64"; not burnished; internal bowl cross present; rim cut but not milled; leaf decorated seams. Most likely a spur form but this has broken off.
10. Spur bowl fragment dating from c1810-1850. Context (6114); Bowl C. Stem bore 5/64"; not burnished; internal bowl cross present; rim cut but not milled; leaf decorated seams. Same mould as bowls D, E and F from this context.
11. Bowl fragment dating from c1780-1840. Context (2020). Stem bore 4/64"; not burnished; no internal bowl cross; rim missing. Moulded decoration in the form of a series of wide flutes. Abraded bowl fragment that appears to have been water rolled.
12. Bowl fragment dating from c1810-1860. Context (1018). Stem bore 5/64"; not burnished; no internal bowl cross; rim cut but not milled. Moulded decoration in the form of a series of narrow flutes below swags around the rim. This fragment appears to have been water rolled. Heavily smoked.
13. Spur bowl fragment dating from c1820-1880. Context (6000). Stem bore 4/64". Very abraded bowl fragment with traces of moulded design visible. There is part of a moulded circle motif on what remains of the spur, almost certainly from a 'ring and dot' symbol mark.

14. Bowl fragment dating from c1840-1870. Context (2020). Not burnished; rim cut but not milled. Moulded decoration comprising leaf decorated seams and a ship in full sail on the right-hand side of the bowl. The left-hand side is missing.

15. Stem fragment dating from c1740-1780. Context (8084). Stem bore 4/64"; not burnished; decorated with an incuse roll-stamped 'Midlands Style' stem border round the stem. The stamp detail is shown at twice life size.

16. Stem fragment dating from c1810-1850. Context (8130). Stem bore 4/64"; not burnished; marked with relief moulded lettering PINDER on the left-hand side of the stem. This is a very crudely finished stem fragment but the moulded PINDER can clearly be seen on one side of the stem. A Thomas Pinder is recorded working in Sheffield in 1825-29 (Oswald 1975, 201) and he is a likely candidate for this fragment although the presence of two stem fragments marked AP suggest a previously un-recorded maker, possibly a member of the Pinder family, may also have been responsible for this stem fragment.

17. Stem fragment dating from c1850-1960. Context (6126). Stem bore 4/64"; not burnished; marked with the incuse stamped lettering ...ORN/ ...EY 12 on the side of the stem. This is part of an E SOUTHORN stamp from Broseley, Shropshire, and is most likely to be a product of Edwin Southorn who was working between 1858 and his death in 1876.

18. Mouthpiece dating from c1850 or later. Context (8062). Stem bore 5/64"; not burnished. Very crudely formed nipple type mouthpiece, a style that was used from about 1850 onwards.

19. Stem fragment dating from the late 18th or early 19th century. Context (6041). Stem bore 5/64"; not burnished; one end of the stem fragment has been ground, probably the result of this fragment having been being used as a piece of chalk.

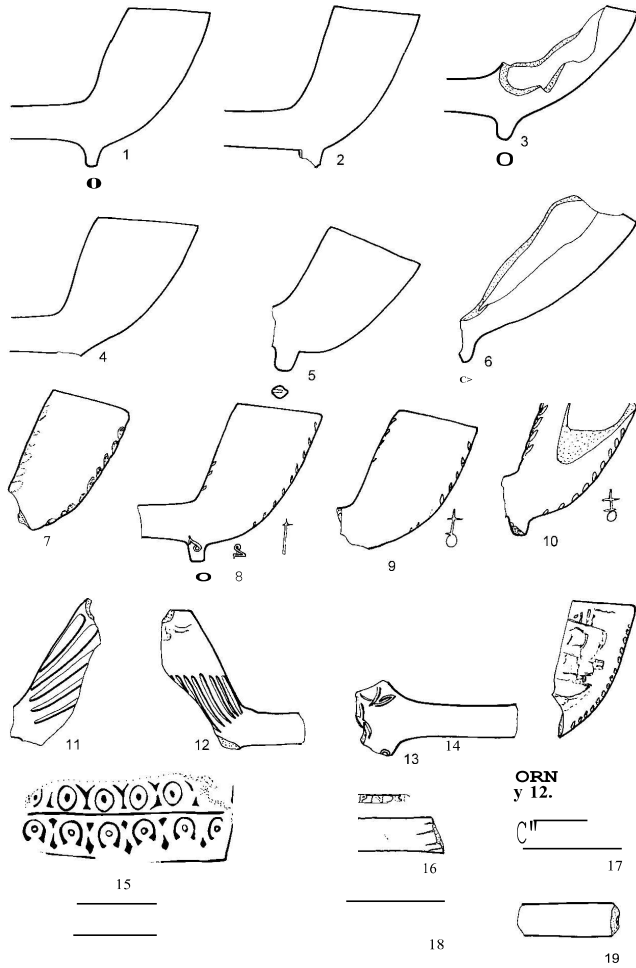


Figure AP3,16, Bowls and stems at 1:1; stamp detail at 2:1.

Bibliography from specialist reports

Atkinson, D, & Oswald, A, 1969 London clay tobacco pipes. *Journal of the British Archaeological Association* 3rd Series **32**, 171-227.

Barker, D, unpublished Notes accompanying a course in post-medieval pottery held at The Potteries Museum, Stoke-on-Trent.

Cox, A, & Cox, A, 2001 *Rockingham 1745-1842*. Antique Collectors Club.

Coysh, AW & Henrywood, RK, 1997a *The dictionary of blue and white printed pottery 1780-1880 Volume 1*. Antique Collectors Club.

Coysh, AW, & Henrywood, RK, 1997b *The dictionary of blue and white printed pottery 1780-1880 Volume 2*. Antique Collectors Club.

Cumberpatch, CG, 2004 Post-medieval and recent pottery from the Leadmill (ARCUS 594b). Unpublished report for ARCUS, University of Sheffield.

Cumberpatch, CG in prep. Pottery from excavations at Sheffield Riverside. Report in preparation for ARCUS University of Sheffield.

Gale, R, & Cutler, D, 2000 *Plants in Archaeology*. Olley: Westbury and Royal Botanic Gardens, Kew

Godden, GA, 1991 *Encyclopaedia of British pottery and porcelain marks*. Barrie and Jenkins.

Griffin, JD 2001 *The Don Pottery 1801-1893*. Doncaster Museum Service.

Higgins, DA, 1985 Leicester clay tobacco pipes, in P Davey (ed) *The archaeology of the clay tobacco pipe IX*. British Archaeological Reports, British Series 146 (ii), Oxford, 291-307.

Higgins, DA, 1987 The interpretation and regional study of clay tobacco pipes: a case study of the Broseley District. Unpublished PhD thesis submitted to Liverpool University.

Higgins, D A, & Davey, PJ, 1994 Draft guidelines for using the clay tobacco pipe record sheets. Unpublished manuscript held by the National Clay Tobacco Pipe Archive, University of Liverpool.

Jarzembowski, EB, 1985 Internal bowl marks in pipes from London, in P Davey (ed) *The archaeology of the clay tobacco pipe IX*. British Archaeological Reports, British Series 146 (ii), Oxford, 389-99.

Jung, SP, 2003 Pollocks of Manchester: three generations of clay tobacco pipemakers, in DA. Higgins (ed) *The archaeology of the clay tobacco pipe XVII*. British Archaeological Reports British Series 352, Oxford.

Lawrence, S, 1979 York pipes and their makers, in P Davey (ed) *The archaeology of the clay tobacco pipe I*, British Archaeological Reports, British Series No. 63, Oxford, 67-84.

Lincoln, WA, 1986 *World Woods in Colour*. Stobart and Son, London.

Medieval Pottery Research Group 2001 *Minimum standards for the processing, recording, analysis and publication of post-Roman ceramics*. Medieval Pottery Research Group Occasional paper 2.

Oswald, A, 1975 *Clay pipes for the archaeologist*. British Archaeological Reports, British Series 14, Oxford.

Watkins, G, 1979 Hull pipes – a typology, in P Davey (ed) *The archaeology of the clay tobacco pipe I*. British Archaeological Reports, British Series 63, Oxford, 85-121.

White, SD, & Davey, PJ, 2003 Eighteenth and nineteenth century clay tobacco pipes from Pontefract Castle. *Yorkshire Archaeological Journal* 75, 129-44.