

SHAP/01



# SHAP ABBEY, PENRITH, CUMBRIA

HISTORIC BUILDING RECORDING

commissioned by English Heritage

October 2016

# SHAP ABBEY, PENRITH, CUMBRIA

## HISTORIC BUILDING RECORDING

commissioned by English Heritage

October 2016

project info

HA JOB NO. SHAP/01  
NGR NY 54789 15261  
PARISH Shap  
LOCAL AUTHORITY Penrith  
OASIS REF. headland1-244736

project team

PROJECT MANAGER Candy Hatherley  
AUTHOR Rafael Maya-Torcelly  
FIELDWORK Suzanne McGalliard - Rafael Maya-Torcelly  
GRAPHICS Rafael Maya-Torcelly  
APPROVED BY Candy Hatherley – Project Manager



 **HEADLAND  
ARCHAEOLOGY**

© 2016 by Headland Archaeology (UK) Ltd



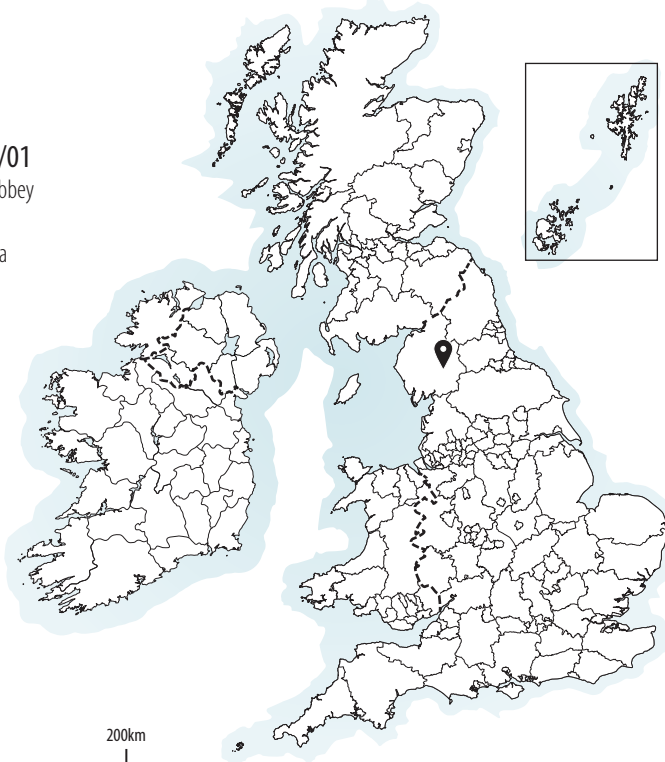
1	<b>INTRODUCTION</b>	2
2	<b>SITE LOCATION AND DESCRIPTION</b>	2
3	<b>AIMS &amp; OBJECTIVES</b>	2
4	<b>METHODOLOGY</b>	2
	4.1 SITE WORKS	3
	4.2 RECORDING	3
	4.3 REPORTING AND ARCHIVES	3
5	<b>RESULTS</b>	3
	5.1 REPAIR WORKS	3
	5.2 MASON MARKS	3
6	<b>BIBLIOGRAPHY</b>	7
7	<b>APPENDICES</b>	8
	APPENDIX 1: GAZETTEER	8
	APPENDIX 2: PHOTO REGISTER	14

# SHAP ABBEY, PENRITH, CUMBRIA

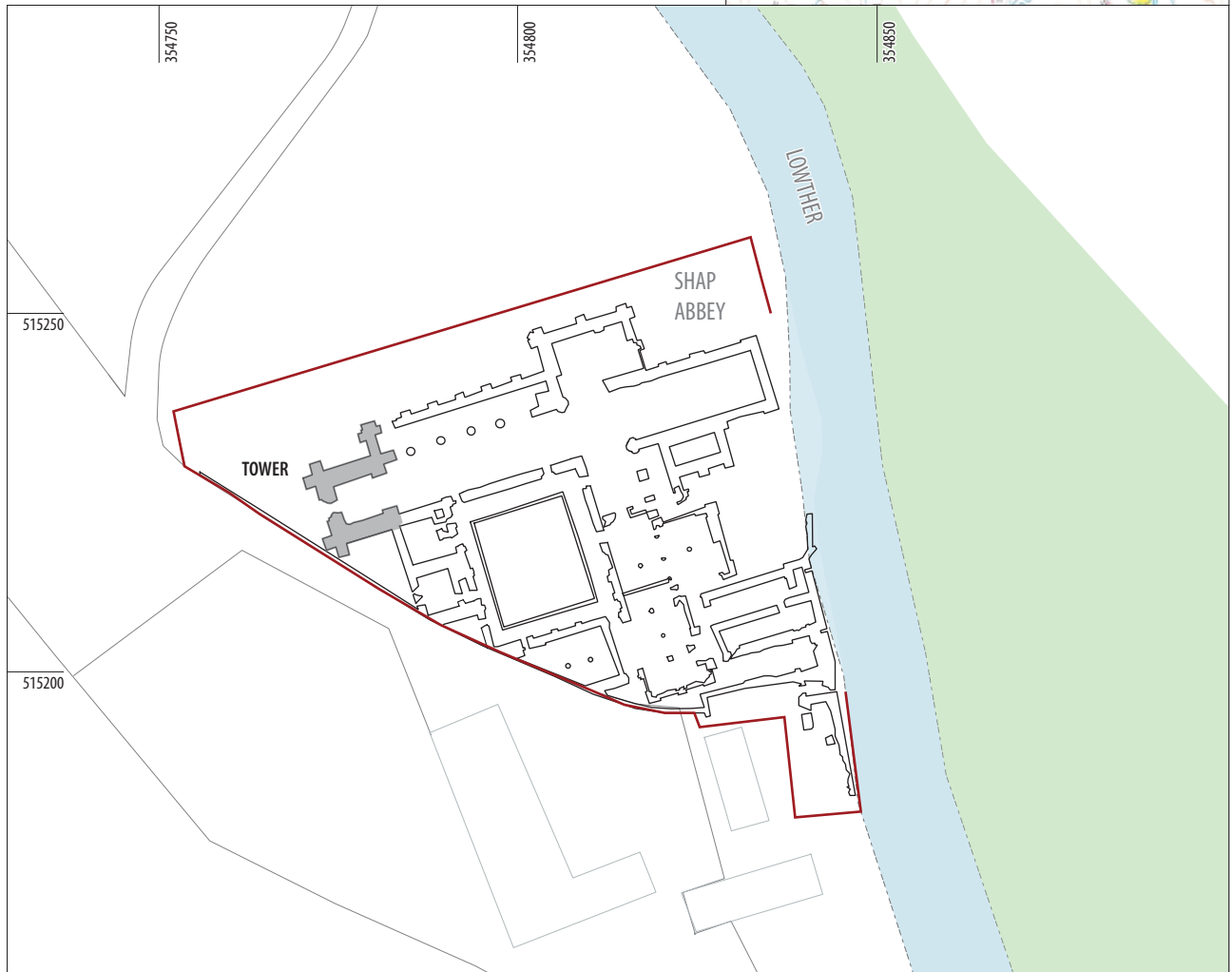
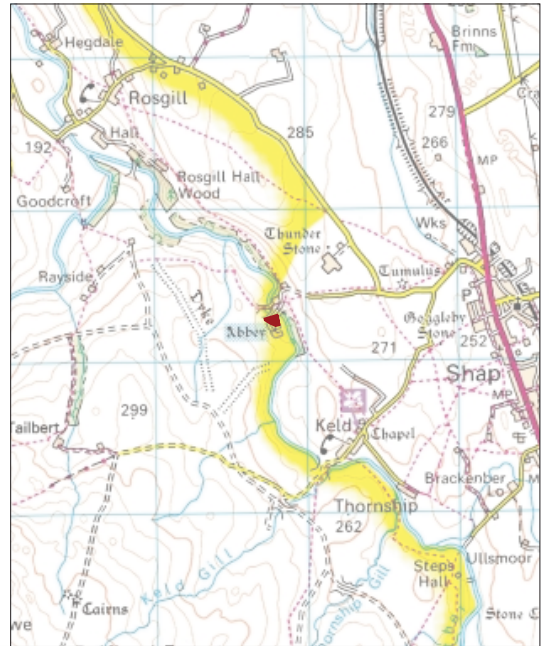
## HISTORIC BUILDING RECORDING

*Headland Archaeology was commissioned by English Heritage to undertake historic building recording of the renovation works at Shap Abbey Tower. This detailed photographic record recorded numerous masons marks and areas of recent repair.*

SHAP/01  
 Shap Abbey  
 Shap  
 Cumbria



0 200km



KEY

- site boundary
- recorded area

0 50m  
 scale 1:1,000 @ A4

**HEADLAND**  
**ARCHAEOLOGY**

SCOTLAND

13 Jane Street  
 Edinburgh EH6 5HE  
 0131 467 7705  
 www.headlandarchaeology.com

Ordnance Survey © Crown copyright 2009. All rights reserved. Licence no. AL 100013329

ILLUS 1 Site location

## 1 INTRODUCTION

Headland Archaeology was commissioned by English Heritage to undertake historic building recording of Shap Abbey Tower during renovation works. The main purpose of the job was to gain photographic record of all masons marks identified and recent areas of repair.

## 2 SITE LOCATION AND DESCRIPTION

The site is located at National Grid Ref NY 54789 15261 (Illus 1) and is scheduled under the Ancient Monuments and Archaeological Areas Act 1979 (No. 23690).

Shap Abbey is located in the valley of the river Lowther, around 1.5km west of the village of Shap, Cumbria. It was dedicated to St Mary Magdalene and founded in the late 12<sup>th</sup> century as a Premonstratensian house, enjoying a prosperous existence until the suppression of monastic orders on the 16<sup>th</sup> century. Since then belonging to the Lowther family who in 1948 placed the site into the Guardianship of the state.

Some relevant features of the site are the 15<sup>th</sup> century tower at the west end of the church (Illus 3) and the fragments of stone pavement surviving in the nave, with traces of incised circles related to the location of the canons for Sunday liturgy.

## 3 AIMS & OBJECTIVES

In line with the WSI, the main objectives of archaeological works were:

- to fully record the mason marks identified in the tower fabric to comply with the conditions of the Scheduled Monument Consent.
- To fully record the renovation works. The methodology of recording was agreed with English Heritage's Property Curator on site.
- On completion of the project, produce illustrated written report and photographic record.

## 4 METHODOLOGY

Using the general standards set out by English Heritage (2006), a Level 1 historic building survey was undertaken. This report aims to provide a descriptive record to help inform the understanding and scope of the remedial works to be carried out on the upstanding building on site and present the results of the photographic record. The work was undertaken to a methodology set out in a Written Scheme of Investigation (English Heritage 2015).

A ten level scaffolding tower was put in place for the repair works allowing access to areas normally out of reach. From each of these levels, a complete set of photographs was taken to record not only the repair works but also mason marks identified in the stone masonry, using a DSLR camera and a 10cm scale.

#### 4.1 Site works

Site work was undertaken on the 6<sup>th</sup> and 11<sup>th</sup> October 2016.

#### 4.2 Recording

All aspects of the work were undertaken in accordance with the current relevant Standards and Guidance for the archaeological investigation and recording of standing buildings and structures of the ClfA.

#### 4.3 Reporting and Archives

The results of the works are presented below.

A summary report has been prepared for submission to English Heritage and an entry has been made in the OASIS database (headland1-244736).

### 5 RESULTS

#### 5.1 Repair works

At the upper level of the tower, removal of vegetation and consolidation of masonry has been undertaken. A photographic record of this works has been completed (Appendix 1).


Other minor repair works on the tower elevations, including consolidation with lime mortar on joints and loose areas of fabric, have been photographed (Appendix 1).

#### 5.2 Mason marks

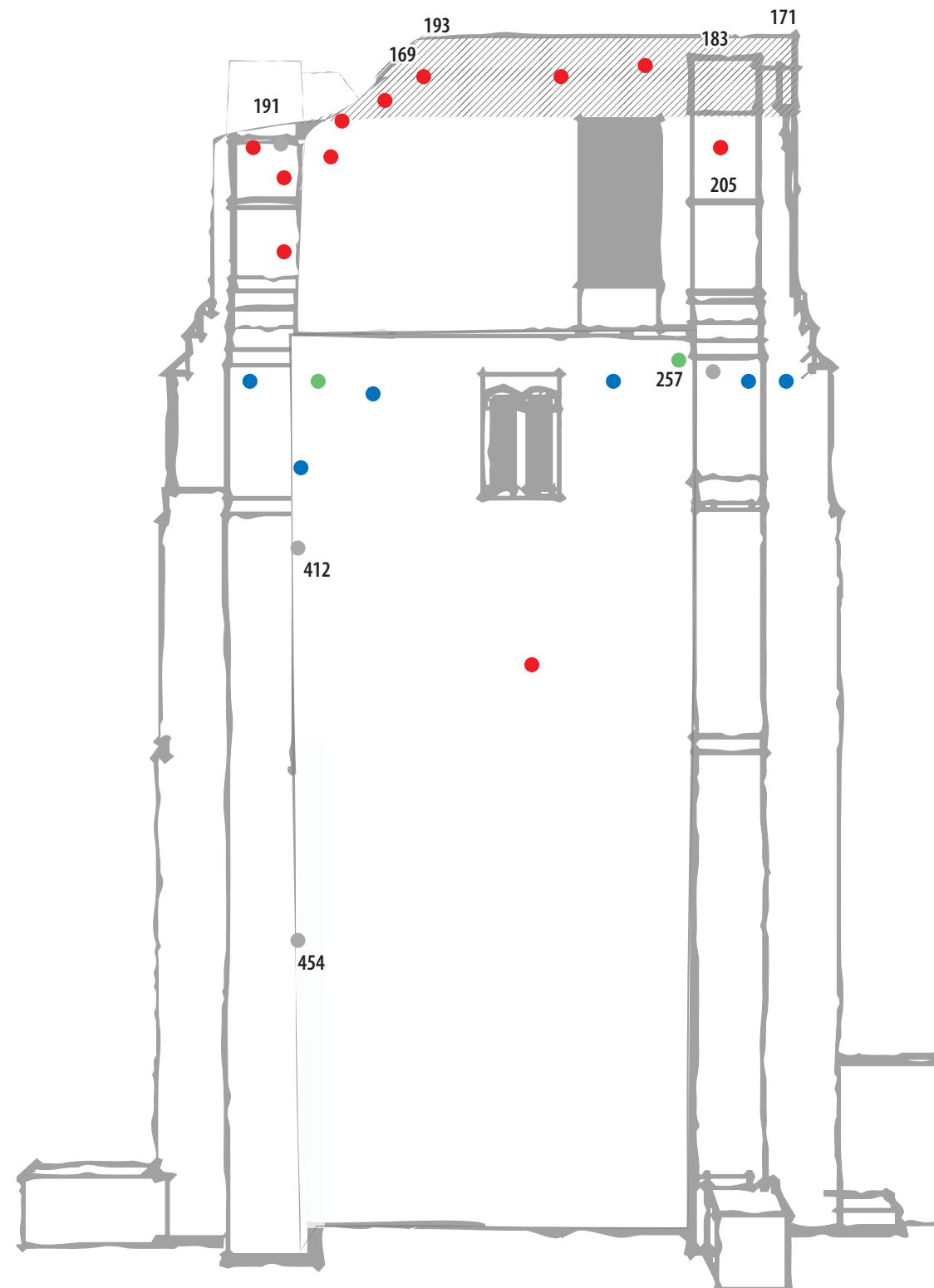
During the monitoring of the works, almost 35 different mason marks or Lapidary Signs were identified and photographed on all elevations and at all levels of the tower masonry.

These were construction marks used in laying and positioning of the stone: placement marks, assembly marks, location marks and course marks (Illus 2A & Illus 2B). Many are symbols such as crosses or arrows, or derivations of these with added lines and other geometrical shapes. These marks were either used in isolation or in combination to produce a full code for masonry work (Illus 2A & Illus 2B).

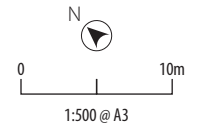
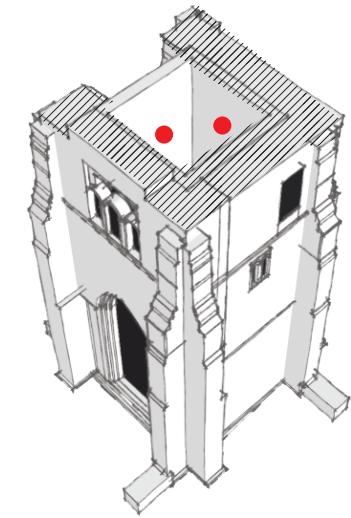
A number of unusual marks were noted. One mark appears to resemble an instructive drawing or working sketches used by masons (Gazetteer photo no 173). Also a five pointed star (Gazetteer photo no 237) and a bench mark. (Gazetteer photo no 454)



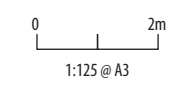
WEST FACING ELEVATION



SOUTH FACING ELEVATION



- KEY
- /// upper level repairs
  - 999 gazetteer photo locations
- MASON MARKS
- arrow based mark
  - diagonal cross based mark
  - cross based mark
  - composed shape mark
- ↑ ↓ ↕ ↔ ↗ ↘ ↙ ↚ ↛ ↜ ↝ ↞ ↠ ↡ ↢ ↣ ↤ ↥ ↦ ↧ ↨ ↩ ↪ ↫ ↬ ↭ ↮ ↯ ↰ ↱ ↲ ↳ ↴ ↵ ↶ ↷ ↸ ↹ ↺ ↻ ↼ ↽ ↾ ↿ ↺ ↻ ↼ ↽ ↾ ↿ M



ILLUS 2A Photo locations and distribution of mason marks on W and S facing elevations







**ILLUS 3** General view of the tower works from NW

## 6 BIBLIOGRAPHY

Colvin, HM and Gilyard-Beer, R, *Shap Abbey* (London, 1963)

Curl, JS 1999 *Dictionary of Architecture*, Oxford University Press, Oxford.

English Heritage 2003 *Measured and Drawn. Techniques and practice for the metric survey of historic buildings*, English Heritage, Swindon.

English Heritage 2006 *Understanding Historic Buildings. A guide to good recording practice*, English Heritage, Swindon.

Reveyron, N 2003 " Marques lapidaires": The State of the Question. *Gesta*, pp 161-170

Institute of Field Archaeologists 2001 *Standards and Guidance for the archaeological investigation and recording of standing buildings and structures* (revised edition)

RCHME 1996 *Recording Historic Buildings – A Descriptive Specification* (3rd Edition), Royal Commission on the Historical Monuments of England, Swindon.



# 1 APPENDICES

## APPENDIX 1 GAZETTEER

Full photo descriptions available in Appendix 2























## APPENDIX 2: PHOTO REGISTER

Photo No	Facing	Description
SHAP-01-167	E	View of the nave from the upper level of scaffold
SHAP-01-168	NE	View of the nave from the upper level of scaffold
SHAP-01-169	N	Lime mortar repairs in upper level of south facing wall of tower
SHAP-01-170	N	Lime mortar repairs in upper level of south east corner of the wall
SHAP-01-171	NW	Lime mortar repairs in upper level of south east corner of the wall
SHAP-01-172	W	Mason mark: arrow pointing up
SHAP-01-173	W	Mason mark: arrow pointing down with semicircle imposed
SHAP-01-174	W	Lime mortar repairs in upper level of east facing wall of tower
SHAP-01-175	W	Mason mark: arrow pointing down with line on top
SHAP-01-176	W	Mason mark: arrow pointing down
SHAP-01-177	W	Lime mortar repairs in upper level of east facing wall of tower
SHAP-01-178	W	Detail of lime mortar repairs in upper level of east facing wall of tower
SHAP-01-179	W	Mason mark: diagonal cross
SHAP-01-180	W	Mason mark: arrow pointing up
SHAP-01-181	SW	General view of the north facing upper level of the tower
SHAP-01-182	S	Mason mark: diagonal cross with line across longitudinally
SHAP-01-183	S	Detail of lime mortar repairs in upper level of north facing wall of tower
SHAP-01-184	S	Mason mark: arrow pointing down
SHAP-01-185	E	Detail of lime mortar repairs in upper level of north facing wall of tower
SHAP-01-186	S	Mason mark: arrow pointing up with line added to bottom right
SHAP-01-187	SE	Lime mortar repairs in upper level of north west corner of the wall
SHAP-01-188	NW	Close up of interior face of north west wall corner in upper level
SHAP-01-189	E	Detail of lime mortar repairs in upper level of east facing wall of tower
SHAP-01-190	E	Detail of repairs in west facing wall, just over the foliated arch window
SHAP-01-191	NE	Repairs in south east corner of upper level
SHAP-01-192	S	Detail of lime mortar repairs in upper level of south facing wall of tower
SHAP-01-193	SE	Detail of lime mortar repairs in upper level of south east corner
SHAP-01-194	E	Detail of lime mortar repairs in upper level of east facing wall
SHAP-01-195	E	Detail of lime mortar repairs in upper level of east facing wall
SHAP-01-196	E	Detail of lime mortar repairs in upper level of east facing wall
SHAP-01-197	NE	Detail of lime mortar repairs in upper level of north east corner
SHAP-01-198	W	Detail of lime mortar repairs in upper level of west facing wall
SHAP-01-199	W	Detail of lime mortar repairs in upper level of west facing wall
SHAP-01-200	W	Detail of lime mortar repairs in upper level of west facing wall over the foliated arch window
SHAP-01-201	SE	General shot of abbey from upper level of scaffold
SHAP-01-202	N	Mason mark: arrow pointing left
SHAP-01-203	N	Mason mark: arrow pointing down with added line across horizontally
SHAP-01-204	N	Repairs in south facing wall
SHAP-01-205	NE	Detail of repairs in upper part of south east corner buttress
SHAP-01-206	NW	Mason mark: arrow pointing up with 2 minor points down in the center line
SHAP-01-207	W	Mason mark: arrow pointing up
SHAP-01-208	W	Mason mark: arrow pointing down
SHAP-01-209	NW	Double arched window lintel
SHAP-01-210	NW	Detail of mason mark in double arched window lintel. Arrow pointing up
SHAP-01-211	W	Detail of repairs on the double arched window on east facing wall
SHAP-01-212	W	Mason mark: arrow pointing up
SHAP-01-213	W	Mason mark: diagonal cross with line up from center
SHAP-01-214	S	Mason mark: cross with triangle on top
SHAP-01-215	S	Detail of repair in north east corner
SHAP-01-216	S	Detail of repair in north west buttress upper level
SHAP-01-217	E	Mason mark: arrow pointing down
SHAP-01-218	E	Mason mark: arrow pointing up
SHAP-01-219	E	Detail of repairs in south lintel of double arched window
SHAP-01-220	NE	General shot of west facing wall fabric
SHAP-01-221	SW	Detail of repairs in the interior south west corner of tower
SHAP-01-222	S	Detail of repairs in the interior of the south facing wall
SHAP-01-223	S	Detail of repairs in the interior of the south facing wall
SHAP-01-224	E	Detail of repairs interior of double arched window
SHAP-01-225	E	Detail of repairs interior of double arched window
SHAP-01-226	E	Repairs in the interior of the south facing wall. NE corner
SHAP-01-227	E	Detail of repairs in the interior of the south facing wall. NE corner
SHAP-01-228	N	Detail of repairs in the interior of the north facing wall
SHAP-01-229	W	Mason mark: arrow pointing up
SHAP-01-230	N	Mason mark: arrow pointing down

<b>Photo No</b>	<b>Facing</b>	<b>Description</b>
SHAP-01-232	N	Detail of repairs in the south facing wall fabric
SHAP-01-233	W	Mason mark: composed shape (E?)
SHAP-01-234	W	Mason mark: arrow pointing down
SHAP-01-235	W	Mason mark: arrow pointing down
SHAP-01-236	W	Mason mark: arrow pointing down
SHAP-01-237	S	Mason mark: pentacle or five pointed star
SHAP-01-238	S	Mason mark: arrow pointing up
SHAP-01-239	S	Mason mark: three crosses
SHAP-01-240	S	Mason mark: cross
SHAP-01-241	E	Mason mark: diagonal cross
SHAP-01-242	E	Mason mark: diagonal cross
SHAP-01-243	E	Mason mark: arrow pointing down
SHAP-01-244	E	Details of repairs in west facing wall fabric
SHAP-01-245	S	Mason mark: arrow pointing down (interior of south facing wall)
SHAP-01-246	E	Mason mark: arrow pointing down (interior of east facing wall)
SHAP-01-247	E	Mason mark: arrow pointing right (interior of east facing wall)
SHAP-01-248	W	Mason mark: half pointed arrow pointing up (interior of west facing wall)
SHAP-01-249	N	Mason mark: diagonal cross
SHAP-01-250	NW	Details of repairs in south west buttress
SHAP-01-251	N	Mason mark: composed shape (vertically flipped F?)
SHAP-01-252	N	Mason mark: diagonal cross
SHAP-01-253	N	Mason mark: diagonal cross
SHAP-01-254	N	Mason mark: diagonal cross
SHAP-01-255	N	Mason mark: three cut lines which resemble some sort of measurement on the stone (III)
SHAP-01-256	N	Mason mark: diagonal cross
SHAP-01-257	N	Mason mark: diagonal cross with line on the left arm going down
SHAP-01-258	W	Details of the roof footprint on the fabric
SHAP-01-259	W	Mason mark: diagonal cross with extensions in upper right and lower left arms
SHAP-01-260	W	Mason mark: cross
SHAP-01-261	W	Mason mark: diagonal cross
SHAP-01-262	W	Mason mark: diagonal cross
SHAP-01-263	W	Mason mark: diagonal cross
SHAP-01-264	W	Mason mark: diagonal cross
SHAP-01-265	W	Mason mark: diagonal cross
SHAP-01-266	W	Mason mark: diagonal cross with extensions in upper right and lower left arms
SHAP-01-267	W	Mason mark: diagonal cross
SHAP-01-268	S	Mason mark: diagonal cross
SHAP-01-269	S	Mason mark: diagonal cross
SHAP-01-270	S	Mason mark: diagonal cross with extension in lower left arm
SHAP-01-271	S	Mason mark: cross
SHAP-01-272	S	Mason mark: diagonal cross
SHAP-01-273	S	Mason mark: diagonal cross
SHAP-01-274	S	Mason mark: cross with line extension from right arm down
SHAP-01-275	E	Mason mark: diagonal cross
SHAP-01-276	E	Mason mark: cross with extension line to the left on top
SHAP-01-277	E	Mason mark: diagonal cross
SHAP-01-278	E	Mason mark: cross
SHAP-01-279	E	Mason mark: cross
SHAP-01-280	E	Detail of iron pin on fabric
SHAP-01-281	E	Mason mark: diagonal cross
SHAP-01-282	E	Mason mark: diagonal cross with extension line on upper right arm
SHAP-01-283	E	Mason mark: diagonal cross
SHAP-01-284	E	Mason mark: diagonal cross
SHAP-01-285	E	Mason mark: diagonal cross
SHAP-01-286	E	Mason mark: three crosses
SHAP-01-287	E	Mason mark: diagonal cross
SHAP-01-288	E	Mason mark: diagonal cross with extension line on upper left arm going down left
SHAP-01-289	E	Mason mark: diagonal cross with extension line on upper left arm going up right
SHAP-01-290	E	Mason mark: diagonal cross with extension line on upper right arm going down right
SHAP-01-291	E	Mason mark: diagonal cross
SHAP-01-292	S	Interior view of south facing wall
SHAP-01-293	E	Interior view of east facing wall
SHAP-01-294	N	Interior view of north facing wall
SHAP-01-295	W	Interior view of west facing wall

<b>Photo No</b>	<b>Facing</b>	<b>Description</b>
SHAP-01-297	SW	View of the stairs door on south west corner of tower
SHAP-01-298	SW	View of the stairs door on south west corner of tower
SHAP-01-299	SW	View of the stairs door on south west corner of tower
SHAP-01-300	SE	General view of the works
SHAP-01-301	E	Possible mason mark in south west buttress
SHAP-01-302	E	Detail of possible mason mark in south west buttress
SHAP-01-303	S	Minor repair works in butress fabric
SHAP-01-304	N	Details of repair in buttress
SHAP-01-305	W	Mason mark: diagonal cross
SHAP-01-306	N	Minor repair in wall fabric
SHAP-01-307	N	Detail of repairr under the south facing wall window
SHAP-01-308	E	General view of repairs in south east buttress
SHAP-01-309	E	Mason mark
SHAP-01-310	W	Mason marks on east facing wall: diagonal crossess
SHAP-01-311	W	Mason mark: diagonal cross
SHAP-01-312	W	Mason marks on east facing wall: diagonal crossess
SHAP-01-313	W	Beam slot
SHAP-01-314	NW	General shot of east facing wall (6th level of scaffolding)
SHAP-01-315	NW	Beam slot
SHAP-01-316	W	Detail of the keystone area
SHAP-01-317	W	Beam slot and fisure in fabric
SHAP-01-318	W	Mason mark: diagonal cross
SHAP-01-319	W	Mason mark: diagonal cross (detail)
SHAP-01-320	W	Mason mark: cross
SHAP-01-321	W	Diagonal cross with extension line on upper right arm tu up left
SHAP-01-322	W	Mason marks
SHAP-01-323	W	Mason marks: diagonal cross with extension lines on upper left and lower right
SHAP-01-324	W	Mason marks
SHAP-01-325	W	Mason marks
SHAP-01-326	W	Mason marks
SHAP-01-327	W	Beam slot
SHAP-01-328	W	Mason mark: two vertical lines
SHAP-01-329	W	Mason marks
SHAP-01-330	W	General view of north facing wall fabric
SHAP-01-331	W	General view of north facing wall fabric
SHAP-01-332	E	Mason mark: diagonal cross
SHAP-01-333	E	Mason mark : cross
SHAP-01-334	E	Detail of repairs in north west buttress of west facing wall
SHAP-01-335	E	Mason mark: composed shape (h)
SHAP-01-336	E	Mason mark: diagonal cross with extension line on upper right arm going up left
SHAP-01-337	E	General shot of repair area and mason marks
SHAP-01-338	E	Detail of repair area with mason mark
SHAP-01-339	E	Mason mark: composed shape (inverted h)
SHAP-01-340	E	Mason mark: diagonal cross with line extensions
SHAP-01-341	E	Repair area and mason marks
SHAP-01-342	E	Detail shot of pedestal
SHAP-01-343	E	Mason marks
SHAP-01-344	SE	Area of repair on south facing wall
SHAP-01-345	N	Mason mark: diagonal cross with line extensions
SHAP-01-346	N	Mason mark: diagonal cross with line extensions (detail)
SHAP-01-347	N	Area of repair on south facing wall
SHAP-01-348	N	Mason marks
SHAP-01-349	N	Areas of repair
SHAP-01-350	W	Fisure in fabric
SHAP-01-351	E	Repair area in buttress
SHAP-01-352	E	Detail of repairs
SHAP-01-353	W	Mason mark: illegible
SHAP-01-354	W	Mason mark: illegible
SHAP-01-355	W	Beam slot on east facing wall
SHAP-01-356	W	Beam slot on east facing wall
SHAP-01-357	W	Beam slot on east facing wall
SHAP-01-358	W	Beam slot on east facing wall
SHAP-01-359	W	Mason mark
SHAP-01-360	N	Beam slots on buttress

<b>Photo No</b>	<b>Facing</b>	<b>Description</b>
SHAP-01-362	W	General shot of buttress fabric
SHAP-01-363	E	General shot of buttress fabric
SHAP-01-364	W	General shot of north facing wall fabric
SHAP-01-365	S	Phoney mason mark
SHAP-01-366	E	Buttress fabric state
SHAP-01-367	E	Area of repair on west facing wall
SHAP-01-368	E	Area of repair on west facing wall, over façade door arch
SHAP-01-369	E	Area of repair on west facing wall, over façade door arch
SHAP-01-370	E	Mason marks
SHAP-01-371	E	Mason marks: possibly measurement marks
SHAP-01-372	SE	Mason marks: possibly measurement marks
SHAP-01-373	NE	Mason marks: possibly measurement marks
SHAP-01-374	NW	General shot of buttress fabric
SHAP-01-375	W	General shot of buttress fabric
SHAP-01-376	N	Details of repaired area
SHAP-01-377	N	Details of repaired area
SHAP-01-378	N	Mason marks
SHAP-01-379	E	General shot of buttress fabric
SHAP-01-380	W	General shot of buttress fabric
SHAP-01-381	N	General shot of buttress fabric
SHAP-01-382	W	Details of masonry on buttress
SHAP-01-383	W	Details of masonry on buttress
SHAP-01-384	S	Beam slots on buttress (detail)
SHAP-01-385	SW	Beam slots on buttress
SHAP-01-386	N	Details of masonry on buttress
SHAP-01-387	SW	Details of masonry on buttress
SHAP-01-388	NW	Details of masonry on buttress
SHAP-01-389	E	Details of masonry on buttress
SHAP-01-390	SW	General shot of north facing wall fabric
SHAP-01-391	SE	General view of buttress fabric
SHAP-01-392	W	Mason mark
SHAP-01-393	W	Mason mark
SHAP-01-394	NW	Repair area in buttress
SHAP-01-395	N	Repair area in buttress
SHAP-01-396	W	Repair area in façade arch door
SHAP-01-397	S	Mason marks
SHAP-01-398	S	Mason mark: diagonal cross
SHAP-01-399	S	Mason mark: diagonal cross
SHAP-01-400	S	Mason mark
SHAP-01-401	W	General shot of buttress fabric
SHAP-01-402	N	Repair area detail
SHAP-01-403	NE	General shot of south facing wall fabric with repairs
SHAP-01-404	N	Repair area detail
SHAP-01-405	W	General shot of masonry
SHAP-01-406	NE	Area of repairs (detail)
SHAP-01-407	N	Mason mark
SHAP-01-408	N	Area of repair in buttress
SHAP-01-409	S	South lintel of chancel
SHAP-01-410	S	Mason mark: diagonal cross
SHAP-01-411	S	Mason mark: diagonal cross with extension line on right arm
SHAP-01-412	S	Mason mark: composed shape
SHAP-01-413	S	Mason mark: diagonal cross
SHAP-01-414	W	General shot of north facing wall
SHAP-01-415	E	Mason mark: diagonal cross
SHAP-01-416	E	Mason mark: diagonal cross with extension line on right arm
SHAP-01-417	N	North lintel of façade arch
SHAP-01-418	S	South lintel of façade arch
SHAP-01-419	N	Mason mark: reflected N shape
SHAP-01-420	W	Area of repair
SHAP-01-421	S	Mason mark: reflected N shape
SHAP-01-422	S	Mason mark: reflected N shape (detail)
SHAP-01-423	S	Mason mark: w shape (detail)
SHAP-01-424	S	Mason mark: inverted w shape (detail)
SHAP-01-425	E	Area of repair in buttress

<b>Photo No</b>	<b>Facing</b>	<b>Description</b>
SHAP-01-427	S	Mason mark: diagonal cross with line extension on upper right arm
SHAP-01-428	W	General view of south facing wall
SHAP-01-429	E	General view of south facing wall
SHAP-01-430	N	Detail of repairs in south facing wall
SHAP-01-431	N	Detail of repairs in south facing wall
SHAP-01-432	N	Detail of repairs in south facing wall
SHAP-01-433	S	General view of façade door lintel, south
SHAP-01-434	N	General view of façade door lintel, north
SHAP-01-435	S	Mason marks
SHAP-01-436	S	Mason marks
SHAP-01-437	S	Masonry detail
SHAP-01-438	S	Repairs in buttress
SHAP-01-439	S	Detail of repairs in buttress
SHAP-01-440	SW	General view of masonry in north facing wall
SHAP-01-441	S	Mason mark: double N (reflected)
SHAP-01-442	S	Mason mark: double N (reflected)
SHAP-01-443	S	Mason mark: double N (reflected)
SHAP-01-444	S	Mason mark: double N (reflected)
SHAP-01-445	W	Mason marks
SHAP-01-446	SE	General shot of façade buttress
SHAP-01-447	E	Mason mark: diagonal cross
SHAP-01-448	E	Mason mark: diagonal cross
SHAP-01-449	E	Mason mark: double N (reflected)
SHAP-01-450	E	Mason mark: diagonal cross
SHAP-01-451	E	Mason mark: double N (reflected)
SHAP-01-452	N	Detail of repairs in lower buttress in south facing wall
SHAP-01-453	N	Detail of repairs in lower buttress in south facing wall
SHAP-01-454	W	Mason mark: benchmark
SHAP-01-455	N	Repairs in south facing wall
SHAP-01-456	NW	General view of west area of south facing wall
SHAP-01-457	NE	General view of east area of south facing wall
SHAP-01-458	S	General view of chancel lintel, (S)
SHAP-01-459	N	General view of chancel lintel, (N)
SHAP-01-460	S	Mason mark: diagonal cross with line extension on lower left arm
SHAP-01-461	S	Mason mark: diagonal cross
SHAP-01-462	N	Mason mark: diagonal cross
SHAP-01-463	N	General shot of base of façade door (N)
SHAP-01-464	S	General shot of base of façade door (S)
SHAP-01-465	S	Mason mark: diagonal cross with lines closing arms longitudinally



**SOUTH & EAST**

Headland Archaeology  
Building 68C, Wrest Park, Silsoe  
Bedfordshire MK45 4HS

01525 861 578  
[southandeast@headlandarchaeology.com](mailto:southandeast@headlandarchaeology.com)

**MIDLANDS & WEST**

Headland Archaeology  
Unit 1, Clearview Court, Twyford Road  
Hereford HR2 6JR

01432 364 901  
[midlandsandwest@headlandarchaeology.com](mailto:midlandsandwest@headlandarchaeology.com)

**NORTH**

Headland Archaeology  
Unit 16, Hillside, Beeston Road  
Leeds LS11 8ND

0113 387 6430  
[north@headlandarchaeology.com](mailto:north@headlandarchaeology.com)

**SCOTLAND**

Headland Archaeology  
13 Jane Street  
Edinburgh EH6 5HE

0131 467 7705  
[scotland@headlandarchaeology.com](mailto:scotland@headlandarchaeology.com)

[www.headlandarchaeology.com](http://www.headlandarchaeology.com)