

# Kay Hartley Mortarium Archive Project

## Classification of Borders on Roman Mortarium Stamps








Yvonne Boutwood, February 2022








- 1.1 Roman Mortarium namestamps and counterstamps have border patterns incorporated into their design within the stamp impression.
- 1.2 This classification initially described the main classes for potters associated with Verulamium Region industries (VRW) and subsequently includes Mancetter-Hartshill (M-H), Alcester, Lincolnshire (Lincs) and imports (Table 1). Examples are illustrated using photographs of stamp rubbings from Kay Hartley's archive (Table 2). A comparison of borders occurring across these evaluated groups are summarised (Table 3).
- 1.3 Linear borders occur at the top and bottom, left and right sides surrounding the area containing the namestamp, or counterstamp letters (name or letter panel). Patterns on these four areas may differ within one stamp and can be recorded separately. More rarely, occurring in some continental imports, a horizontal central border divides the name panel of a two-line stamp (see example in 10.1).
- 1.4 The left and right borders are often poorly impressed, particularly when coinciding with the rim bead or flange end. When incompletely impressed 'Not Known' (NK) is recorded. When left and right borders are clearly impressed they may reveal a pattern that can be classified.
- 1.5 The name or letter panel is commonly divided from the surrounding border pattern by a frame line, but when no frame line occurs, which is rarer, it is specifically recorded as Frame-None (Class 2.1).
- 1.6 Decorative motifs (e.g. leaf) within the name or letter panel are not part of this classification of borders, but linear patterns within it, parallel to the frame line, are included (e.g. Class 11.0, row of dots).
- 1.7 Patterns are divided into broad Classes (e.g. Class 4.0) and significant variations form subdivisions (e.g. Classes 4.1 to 4.7).
- 1.8 More than one pattern can occur together within a single border, forming a composite pattern (Class 12.0).

Table 1 Classification of stamp borders on Roman mortaria






CLASS No.	CLASS NAME	DESCRIPTION
<b>1.0</b>	<b>Border-None</b>	The stamp has no border pattern and no frame line.
<b>2.0</b>	<b>Frame</b>	Letters on the name or letter panel have a line framing them, with no other border pattern. Lines occur on all four sides. Or, lines appear at the top and bottom only, latter often due to the left and right sides being poorly impressed.
2.1	Frame-None	Letters have no frame line surrounding and dividing them from the border pattern.
<b>3.0</b>	<b>Ansate End</b>	Handle shape (ansate) on left and right sides of the stamp.
<b>4.0</b>	<b>Bar</b>	Border divided by bars, alignment varies.
4.1	Bar-Vertical	Bars vertical.
4.2	Bar-Diagonal	Bars diagonal.
4.3	Bar-2Directions	Bars slope in two directions within a single border.
4.4	Bar-Reversed	Bars slope direction reversed in top and bottom border, or left and right sides.
4.5	Bar-Horizontal	Bars horizontal.
4.6	Bar-Interlocked	Bars interlocked and arranged alternately.
4.7	Bar-Dot	Bars with dots within spaces.
4.8	Bar-Double	Bars divided by a line forming a double row.
<b>5.0</b>	<b>Chevron</b>	Repeated V shape chevrons in a row.
5.1	Chevron-2Directions	Chevrons point in two directions within a single border.
5.2	Chevron-Reversed	Chevrons reversed in top and bottom borders, or left and right sides.
5.3	Chevron-Dot	Chevron with dots.
<b>6.0</b>	<b>Herringbone</b>	Repeated chevrons along a straight central spine, usually symmetrical.
6.1	Herringbone-Linked	Repeated chevrons linked with a short line, asymmetrical.
6.2	Herringbone-Reversed	Chevrons in herringbone reversed in top and bottom borders, or left and right sides.
<b>7.0</b>	<b>Cross</b>	Crosses, separate or joined form lozenges or lattice.
7.1	Cross-Lozenge	Crosses form linked lozenges.
7.2	Cross-Lattice	Crosses overlap to form a lattice.
<b>8.0</b>	<b>Zig-zag</b>	Zig-zag line.
8.1	Zig-zag-Dot	Zig-Zag line with dots within spaces.
8.2	Zig-zag-Double	Zig-zag line in two parallel rows.
<b>9.0</b>	<b>Strand</b>	One or more wavy strands.
<b>10.0</b>	<b>Circle</b>	Open circles.
10.1	Circle-Dot	Open circles with a dot within the space.
<b>11.0</b>	<b>Dot</b>	Separate row of dots.
<b>12.0</b>	<b>Composite</b>	Contains three or more patterns within a single border.
<b>13.0</b>	<b>Sawtooth</b>	Triangles in a row.
13.1	Sawtooth-Double	Two opposing rows of triangles.
<b>14.0</b>	<b>Dashed Line</b>	Line broken into segments.






Table 2 Classification of stamp borders on Roman mortaria with illustrated examples  
*Photograph images (not to scale) of stamp rubbings with references from Kay Hartley's archive.*





CLASS No.	CLASS NAME	DESCRIPTION
1.0	Border-None	The stamp has no border pattern and no frame line.
 DARES DIE 1, Guildhall Museum 82k	 ALBINVS 1 DIE 6, Leicester 325k Fine guideline below (or above) letters, is not a Class 2.0 Frame border.	 SATVRNINVS 1 DIE 1, Brockley Hill House 368k Two-line stamp.
2.0	Frame	Letters on the name or letter panel have a line framing them, with no other border pattern. Lines occur on all four sides. Or, lines appear at the top and bottom only, latter often due to the left and right sides being poorly impressed.
 ALBINVS 1 DIE 2, Hayes, Kent Frame line sits away from top and bottom of letters.	 DOINVS DIE 1, Leicester 239k Frame line sits close against letters.	 MORICAMVLVS DIE 1A FECIT, London, Broad St. 30k Frame line only visible at top and bottom of letters.
2.1	Frame-None	Letters have no frame line surrounding and dividing them from the border pattern.
 SOLLVS DIE 1, Guildhall Museum 142k No frame line between name panel and chevron border.		


3.0	Ansate End	Handle shape (ansate) on left and right sides of the stamp.	
	L. ARRIVS CAPIT[ DIE 1, <i>Guildhall Museum 168k</i> Ansate end extends at stamp edges, dividing lines within handle.		 Q. RVTILIVS RIPANVS DIE 3, <i>Canterbury 46k</i> Ansate end extends at stamp edge, X within handle.
	MARINVS or MARTINVS DIE 1A FECIT, <i>Leicester 237k</i> Handle formed by bounding lines, within the letter panel.		
4.0	Bar	Border divided by bars, alignment varies.	
4.1	Bar-Vertical	Bars vertical.	
	AVDIIX DIE 1, <i>Aylesbury Museum 10k</i> Top and bottom borders have vertical bars, length of bars may vary between borders.		
		DOINVS DIE 3A, <i>Guildhall Museum 269k</i> Bars in top and bottom borders may vary, some thickened at base appear like triangles.	






		
<p>SEXTVS VALERIVS DIE 1, <i>Southwark Cathedral 2k</i> Short vertical bars can appear like dots, no frame line.</p>		
4.2	Bar-Diagonal	Bars diagonal.
		
<p>MARINVS 1 DIE 2, <i>Verulamium 30k</i> Top and bottom border diagonals are in same direction.</p>	<p>MARINVS 1 DIE 1A FECIT, <i>Silchester 8k</i> Top and bottom border diagonals are in same direction. Left and right border diagonal are in the same direction</p>	<p>MELVS 1 DIE 1, <i>Richborough 18k</i> Diagonal bar spacing varies, narrower in top border.</p>
4.3	Bar-2Directions	Bars slope in two directions within a single border.
		
<p>MERTVMARVS DIE 1, <i>Brockley Hill 41k</i> Central V where bar direction changes.</p>	<p>MATVGENVS 1 DIE 4A FECIT, <i>Corfe Castle</i> Central V divided by vertical bar as direction changes.</p>	<p>MATVGENVS 1 DIE 5, <i>Verulamium 188k</i> Central V divided by an X as bar direction changes.</p>







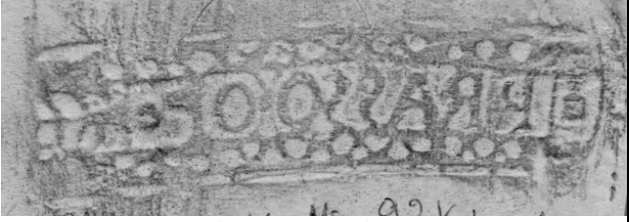
4.4	Bar-Reversed	Bars slope direction reversed in top and bottom border, or left and right sides.	
			
ATEPAC[ 1 DIE 1, <i>Staines 42K</i>		CATVLLVS DIE 3, <i>Westgate Court, Thanet 22K</i> Border size almost matches letter size.	MATVGENVS 1 DIE 5A FECIT, <i>London, Gresham St. 680k</i> Bars reversed in left and right borders.
4.5	Bar-Horizontal	Bars horizontal.	
			
AVDIIX DIE 1, <i>Aylesbury Museum 10k</i> Left border has bars horizontal.		MARINVS 1 DIE 8, <i>London 886k</i> Left border has bars horizontal.	






4.6	Bar-Interlocked	Bars interlocked and arranged alternately.	
 <p>DOCCAS DIE 1, <i>Towcester 6k</i> Bars interlocked, additional diagonal bars on name panel inside frame line.</p>			
4.7	Bar-Dot	Bars with dots within spaces.	
 <p>CANDIDVS 1 DIE 1, <i>Guildhall Museum 240k</i> Bars with single dot within spaces, some dots appear triangular.</p>	 <p>CANDIDVS 1 DIE 1A FECIT, <i>British Museum 125k</i> Bars with one or two dots within spaces and wavy strands.</p>	 <p>BRVSCIVS DIE 1 <i>Mancetter 4 W71 18/8 4</i> Bars with single dot within spaces.</p>	
4.8	Bar-Double	Bars divided by a line forming a double row.	
 <p>VASSONVS DIE 3, <i>Richborough 5K</i> Bars divided by horizontal line form a double row.</p>			








5.0	Chevron	Repeated V shape chevrons in a row.	
 <p>SOLLVS DIE 1, <i>Guildhall Museum 142k</i> Fine lined, angular, symmetrical chevrons, letters have no frame line.</p>	 <p>MATVGENVS 1 DIE 5A FECIT, <i>Melandra Castle 8K</i> Chevron has broken point, does not meet or close. Some may be due to poor impression.</p>		
 <p>GERMANVS 1 DIE 1, <i>Lewes Museum 5k</i> Chevron point ill-defined, almost curved appearance, letters have no frame line.</p>			
5.1	Chevron-2Directions	Chevrons point in two directions within a single border.	
 <p>MATVGENVS 1 DIE 2A ALBINI.F, <i>Holditch 9k</i> Change of direction of chevrons forms a central cross.</p>			




5.2	Chevron-Reversed	Chevrons reversed in top and bottom borders, or left and right sides.	
 <p>Q. RVTILIVS RIPANVS DIE 3, <i>Canterbury 46k</i></p>	 <p>SOLLVS DIE 2, 141k <i>Annetwell Street, Carlisle</i></p>		
5.3	Chevron-Dot	Chevrons with dots.	
 <p>G. ATTIVS MARINVS DIE 2A FECIT, <i>Wilderspool 81k</i> Chevron with broken point and dots inserted. Diagonal bars on letter panel inside frame line.</p>			
6.0	Herringbone	Repeated chevrons along a straight central spine, usually symmetrical.	
 <p>MAXI DIE 1, <i>Whitton, Castle Hill, Ipswich</i> Herringbone bars and spine symmetrical.</p>	 <p>RAMOTVS DIE 1, <i>London, Gresham Street 639k</i> Herringbone bars not entirely symmetrical.</p>		

6.1	Herringbone-Linked	Repeated chevrons linked by a short line, asymmetrical.	
 <p>LALLAIVS DIE 1, <i>London, Cheapside 852k</i> Chevrons linked.</p>	 <p>MARINVS 1 DIE 3A FECIT, <i>Castleshaw, Manchester Mus.</i> Linked chevrons point in two directions in single border with dividing line between.</p>		
6.2	Herringbone-Reversed	Chevrons in herringbone reversed in top and bottom borders, or left and right sides.	
 <p>LOCCIVS PROB(us) DIE 1, <i>Kirton Lindsey 1k</i></p>	 <p>LOCCIVS PROB(us) DIE 2, <i>Shenstone</i></p>		
7.0	Cross	Crosses, separate or joined form lozenges or lattice.	
 <p>Unattributed FECIT 1, <i>Guildhall Museum 248k</i> Separate crosses in a row, no frame line.</p>			

7.1	Cross-Lozenge	Crosses form linked lozenges.		
 <p>INCOMPLETE 1, <i>Brockley Hill</i> 269k Bottom border, regular symmetrical lozenges.</p>		 <p>BRVCCIVS DIE 3, <i>Verulamium</i> 149k Irregular lozenges, no frame line.</p>	 <p>VERECVNDVS 1 Die 1, <i>Wall</i> 30k Right and left border crosses form lozenges.</p>	
7.2	Cross-Lattice	Crosses overlap to form a lattice.		
 <p>INCOMPLETE 42, <i>Verulamium</i> 323k Top border lattice, distinguished from cross or lozenge by more than one row.</p>		 <p>TMH DIE 1, <i>Verulamium</i> 176k Top border lattice has square divisions.</p>		
8.0	Zig-Zag	Zig-zag line.		
 <p>Trademark 42, <i>Guildhall Museum</i> 271k Zig-zag line in bottom border.</p>		 <p>PRASSO DIE 1, <i>British Museum</i> 92k Zig-zag loosely executed, some distorted shapes.</p>		

8.1	Zig-zag-Dot	Zig-zag line with dots within spaces.	
 <p>INCOMPLETE 12, <i>Brockley Hill 268k</i> Zig-zag line with mainly a single dot within triangular space.</p>			
8.2	Zig-zag-Double	Zig-zag line in two parallel rows.	
 <p>BIIJI DIE 1, <i>Colchester 173k</i> Zig-zag line in two rows divided by a line.</p>			
9.0	Strand	One or more wavy strands.	
 <p>GISSVS DIE 1A FECIT, <i>British Museum 114k</i> Band of two intertwined wavy strands.</p>		 <p>Q. VALERIVS SVRIACVS DIE 1, <i>Richborough 21K</i> Single wavy strand.</p>	 <p>LITVGENVS 2 DIE 4, <i>Colchester P5641</i> Band of multiple intertwined wavy strands.</p>

10.0	Circle	Open circles.	
			
MARINVS 1 DIE 4, <i>Guildhall Museum 99k</i> Row open circles linked by interlaced strand.		MARINVS 1 DIE 4A FECIT, <i>London, Plantation Place 753k</i> Open circles together with chevron on right border.	LITVGENVS 2 DIE 1, <i>Guildhall Museum 185k</i> Two rows open circles linked by a strand.
10.1	Circle-Dot	Open circles with dot within the space.	
			
Q. VALERIVS VERANIVS DIE 8, <i>Richborough 95k</i> Row open circles with single dot within the space.			
11.0	Dot	Separate row of dots.	
			
FECIT 9, <i>Itter Crescent, Peterborough 1k</i> Row of dots on letter panel within frame line and flanked by other border patterns.		MART DIE 1, <i>Verulamium 35k</i> Row of dots on letter panel within frame line and flanked by other border patterns.	BONOVVS DIE 1, <i>Birmingham Museum 5k</i> Row of dots on name panel within frame line with no other border pattern.

12.0	Composite	Contains three or more patterns within a single border.	
 <p>CASTVS DIE 1, <i>Radlett 2k</i> Composite top border from top to bottom: row of dots, lozenge with dots, zig-zag with dots, row of dots, no frame line. Left border has dots.</p>		 <p>CASTVS DIE 1, <i>Radlett 1k</i> Composite bottom border, from bottom upwards: row of dots, lozenge with dots, chevron, row of dots, no frame line.</p>	
13.0	Sawtooth	Triangles in a row.	
 <p>G. ATTIVS MARINVS DIE 7A FECIT, <i>Manchester 11k</i> Single row of solid triangles.</p>			





13.1	Sawtooth-double	Two opposing rows of triangles.	
 <p>SIMILIS 2 DIE 1, <i>Wroxeter 3k</i> Two opposing rows of solid triangles.</p>		 <p>SIMILIS 2 DIE 1, <i>Leicester 16k</i> Two opposing rows of solid triangles, some points offset in places.</p>	
14.0	Dashed Line	Line broken into segments.	
 <p>MINOMELVS DIE 3, 23 <i>Hartshill H60 5B 10</i></p>		 <p>MINOMELVS DIE 3, <i>Hartshill H60 5B 10</i></p>	

Table 3 Comparison of stamp borders occurring across evaluated groups  
(arranged in order of project progress)

Class No.	Class Name	VRW	M-H	Alcester	Lincs	Import
<b>1.0</b>	<b>Border-None</b>	•	•	•	•	•
<b>2.0</b>	<b>Frame</b>	•	•	•	•	•
2.1	Frame-None	•	•		•	•
<b>3.0</b>	<b>Ansate End</b>	•	•			
<b>4.0</b>	<b>Bar</b>	•				
4.1	Bar-Vertical	•	•	•	•	•
4.2	Bar-Diagonal	•	•		•	•
4.3	Bar-2Directions	•				•
4.4	Bar-Reversed	•	•		•	•
4.5	Bar-Horizontal	•	•	•	•	•
4.6	Bar-Interlocked	•				
4.7	Bar-Dot	•	•			
4.8	Bar-Double					•
<b>5.0</b>	<b>Chevron</b>	•	•	•		•
5.1	Chevron-2Directions	•				•
5.2	Chevron-Reversed	•	•			•
5.3	Chevron-Dot	•	•			
<b>6.0</b>	<b>Herringbone</b>	•	•			•
6.1	Herringbone-Linked	•	•			
6.2	Herringbone-Reversed		•			
<b>7.0</b>	<b>Cross</b>	•			•	•
7.1	Cross-Lozenge	•				•
7.2	Cross-Lattice	•				•
<b>8.0</b>	<b>Zig-zag</b>	•	•		•	•
8.1	Zig-zag-Dot	•				
8.2	Zig-zag-Double					•
<b>9.0</b>	<b>Strand</b>	•				•
<b>10.0</b>	<b>Circle</b>	•				
<b>10.1</b>	<b>Circle-Dot</b>					•
<b>11.0</b>	<b>Dot</b>	•	•	•		•
<b>12.0</b>	<b>Composite</b>	•				
<b>13.0</b>	<b>Sawtooth</b>		•			
13.1	Sawtooth-Double		•			
<b>14.0</b>	<b>Dashed Line</b>		•			