




Trinity Walk Development, Brook Street Car Park, Wakefield, West Yorkshire

Archaeological Mitigation



**TRINITY WALK DEVELOPMENT, BROOK STREET CAR PARK
WAKEFIELD, WEST YORKSHIRE**

NATIONAL GRID REFERENCE: SE 334 210

Archaeological Mitigation

Prepared for:

Trinity Walk Ltd Partnership

by
Wessex Archaeology
Sheffield Office
Unit R6
Riverside Block
Sheaf Bank Business Park
Sheffield S2 3EN

Report reference: 76941.01

Path: s:\projects\76941 (trinity walk, wakefield - excavations)\reports\final
report\trinity walk excavation report wa 76941.01 v2.doc**May 2012**

© Wessex Archaeology Limited 2012 all rights reserved
Wessex Archaeology Limited is a Registered Charity No. 287786

DISCLAIMER

THE MATERIAL CONTAINED IN THIS REPORT WAS DESIGNED AS AN INTEGRAL PART OF A REPORT TO AN INDIVIDUAL CLIENT AND WAS PREPARED SOLELY FOR THE BENEFIT OF THAT CLIENT. THE MATERIAL CONTAINED IN THIS REPORT DOES NOT NECESSARILY STAND ON ITS OWN AND IS NOT INTENDED TO NOR SHOULD IT BE RELIED UPON BY ANY THIRD PARTY. TO THE FULLEST EXTENT PERMITTED BY LAW WESSEX ARCHAEOLOGY WILL NOT BE LIABLE BY REASON OF BREACH OF CONTRACT NEGLIGENCE OR OTHERWISE FOR ANY LOSS OR DAMAGE (WHETHER DIRECT INDIRECT OR CONSEQUENTIAL) OCCASIONED TO ANY PERSON ACTING OR OMITTING TO ACT OR REFRAINING FROM ACTING IN RELIANCE UPON THE MATERIAL CONTAINED IN THIS REPORT ARISING FROM OR CONNECTED WITH ANY ERROR OR OMISSION IN THE MATERIAL CONTAINED IN THE REPORT. LOSS OR DAMAGE AS REFERRED TO ABOVE SHALL BE DEEMED TO INCLUDE, BUT IS NOT LIMITED TO, ANY LOSS OF PROFITS OR ANTICIPATED PROFITS DAMAGE TO REPUTATION OR GOODWILL LOSS OF BUSINESS OR ANTICIPATED BUSINESS DAMAGES COSTS EXPENSES INCURRED OR PAYABLE TO ANY THIRD PARTY (IN ALL CASES WHETHER DIRECT INDIRECT OR CONSEQUENTIAL) OR ANY OTHER DIRECT INDIRECT OR CONSEQUENTIAL LOSS OR DAMAGE

QUALITY ASSURANCE

SITE CODE	76940	ACCESSION CODE		CLIENT CODE	76941
PLANNING APPLICATION REF.	04/99/61138A	NGR	SE 3342 2102		

VERSION	STATUS*	PREPARED BY	APPROVED BY	APPROVER'S SIGNATURE	DATE	FILE
0.1	E	IKO	RO'N	<i>Richard O'Neill</i>	05/11	
0.1	F	IKO	RO'N	<i>Richard O'Neill</i>	05/12	

- I= INTERNAL DRAFT E= EXTERNAL DRAFT F= FINAL

**TRINITY WALK DEVELOPMENT, BROOK STREET CAR PARK
WAKEFIELD, WEST YORKSHIRE**

Archaeological Mitigation

Contents

Summary	6
Acknowledgements.....	8
1 INTRODUCTION	9
1.1 Project Background.....	9
1.2 Site Description, Topography and Geology.....	9
2 ARCHAEOLOGICAL AND HISTORICAL BACKGROUND	10
2.1 Introduction.....	10
2.2 Prehistoric period.....	10
2.3 Anglo-Saxon period.....	10
2.4 Medieval period.....	10
2.5 Post-Medieval period.....	11
2.6 18 th - and 19 th -century development.....	11
2.7 20 th -century development.....	11
3 AIMS AND METHODOLOGY.....	12
3.1 Aims and objectives.....	12
3.2 Mitigation methodology.....	12
3.3 Fieldwork programme.....	13
4 RESULTS	13
4.1 Summary.....	13
4.2 Natural deposits.....	13
4.3 Phase 1: Late medieval/ early post-medieval (sandstone quarry and levelling).....	14
4.4 Phase 2: Post-medieval 16 th -18 th centuries (Building A).....	14
4.5 Phase 3: late 18 th - early 20 th centuries.....	17
4.6 Phase 4: Modern.....	21
4.7 Phase 4b: Post-1970.....	21
5 ARTEFACTS	22
5.1 Introduction.....	22
5.2 Pottery.....	22
5.3 Glass.....	43
5.4 Clay tobacco pipe.....	47
5.5 The Brick.....	49
5.6 Metal and slag.....	52
5.7 Miscellaneous.....	53
5.8 Worked bone.....	54
5.9 Animal bone.....	55
5.10 Shell.....	57
6 CONCLUSIONS	58
6.1 Summary.....	58
6.2 Late Medieval/ early Post-medieval.....	58
6.3 Post medieval 16 th – 18 th centuries.....	58
6.4 Early modern 19 th century.....	58
6.5 Modern 20 th century.....	59

7	PUBLICATION AND ARCHIVING	59
	7.1 Publication	59
	7.2 The Archive	59
8	BIBLIOGRAPHY	60
	APPENDIX 1: ARCHIVE INDEX	63
	APPENDIX 2: CONTEXT LIST.....	65
	APPENDIX 3: TABLES	74

Figures

- 1 Site location map
- 2 Plan of Mitigation Area showing materials
- 3 Historic map of 1830 and Ordnance Survey maps of 1849-51
- 4 Historic Ordnance Survey maps of 1890 and 1907
- 5 Historic Ordnance Survey maps of 1914 and 1966
- 6 Phased plan of Mitigation Area
- 7 Trench 4, north facing Section 2; showing walls 4032, 4030, 4009, 4011 4021 and 4002
- 8 Trench 4, south facing Section 4 showing walls 4047 and 4049, overlaid by walls 4025, 4048, 4050 and 4051; and east facing Section 10 showing wall 4062 and deposits 4072, 4061 and 4060, overlaid by wall 4004.
- 9 Mitigation Area, east facing Section 143 showing walls 9230, 9095 and 9241 and west facing Section 10 of ditch 9072 = 9189

Plates

- | | |
|------------|------------------------------------------------------------------------------|
| Cover | The Elizabethan Grammar School; undated engraving |
| Back Cover | Beer flagons found <i>in situ</i> in a storage area under a cellar staircase |
-
- 1 The Elizabethan Grammar School; undated engraving showing an ancillary building abutting the northern wall of the school building; looking south-west
 - 2 The school 19th-century extension (Building B/ Rooms B1 – B5); looking south-west
 - 3 The school 19th-century extension (Building B/ Rooms B2 – B3 with external steps leading to the cellars; looking south-west
 - 4 Ditch 9072; 9189 and later features 9080 and 9083; looking west
 - 5 Wall 4047 constructed on natural bedrock; looking north-west
 - 6 Wall 4062 running under wall 9029; looking north-east
 - 7 Structure 4021 overlaid by brick structure 9095; looking north-east
 - 8 Hand-made brick walling 9208 truncated by wall 9045 and overlaid by sandstone wall 9107 and brick wall 9033; looking north-east
 - 9 The south-western corner of Building B showing post-medieval sandstone wall 9034; 9038 truncated by 19th-century walls 9033 and 9029. Structure 9095 truncated sandstone wall 9094; looking east

- 10 Sandstone flooring 9040 laid down between walls 9038, 9076 and 9049; looking south
- 11 Post-medieval walling 4032, 4046 and 4030 abutted by 19th-century brick wall 4025; looking north-west
- 12 Sandstone blocks 4050 and slab 4051 laid on the remains of walls 4047 and 4049, abutting wall 4048 to the west and 4025 to the east; looking north-east
- 13 Brick and sandstone staircase 9264 abutting walls 9058 and 9061; 9265 and 9066 in Cellar 3 (9263) (Building C); looking north-west
- 14 Staircase 9205 in Cellar 2 (9195) (Building C), and iron pipe 9065; looking north-east
- 15 Beer flagons (9206) found *in situ* in a storage area under staircase 9205 in Cellar 2 (9195) (Building C); looking south-west
- 16 Brick superstructure of well 9136 with a wooden beam found *in situ*; looking vertical
- 17 Details of construction of well 9136, including a step hole
- 18 Brick drain 9307 connected with well 9136; looking south-west
- 19 Brick footing of the annex (Room B2) comprising walls 9005, 9008, 9007 and 9006; looking south-west
- 20 Structure 9095 abutting wall 9029 of Room B5; looking north-east
- 21 Demolition deposit 4012, hard core 4001 and tarmac 4000 of the car park; looking south
- 22 Transfer printed whiteware vessel depicting a football match, from context 9137
- 23 Christmas mug, from context 9137
- 24 Transfer printed mark and impressed mark (classical jug), from context 4007
- 25 Transfer printed maker's mark, from context 9104
- 26 Transfer printed maker's mark, from context 9104
- 27 Unglazed earthenware planter or flower tray, from context 9104
- 28 Bone button recovered from deposit 9126
- 29 18th century wine bottle bases (4007, 4007, 9228) (Scale 1:2)
- 30 "Buckfast Tonic Wine" bottle (9066)
- 31 Registration "Diamond" Mark (9047, 9126 and 9104) (Scale 1:1)
- 32 Codd style bottle of F. Lindsay, Wakefield. (Scale 1:2)
- 33 Embossed logo of F. Lindsay. (9066) (Scale 1:2)
- 34 Codd style bottle of E.P. Shaw & Co. Ltd. (Scale 1:2)
- 35 Oil or sauce bottle (9137) (Scale 1:2)
- 36 Moulded lead-glass beaker (9137) (Scale 1:2)
- 37 Miniature bottle (9229 SF16) (Scale 1:1)

**TRINITY WALK DEVELOPMENT, BROOK STREET CAR PARK
WAKEFIELD, WEST YORKSHIRE**

Archaeological Mitigation

Summary

This report describes the results of archaeological evaluation and mitigation work on the former Brook Street Car Park, hereafter 'the Site', within the Trinity Walk Development in Wakefield, West Yorkshire (National Grid Reference SE 334 210).

A planning application was submitted by Leslie Clark Construction Consultants on behalf of Wakefield Council (Planning Permission 04/99/61138A) for the large scale demolition of buildings within the area prior to the redevelopment of land for retail development, residential units, a library, a new market hall, an outdoor market area and the realignment of Marsh Way. A programme of archaeological investigation was requested by the West Yorkshire Archaeological Advisory Service (WYAAS), advisors to the local planning authority. The fieldwork was carried out by ARCUS (University of Sheffield) in 2008. Following the closure of ARCUS in 2009, Wessex Archaeology was commissioned in 2011 by Trinity Walk Partnership Ltd., on behalf of Sovereign Land (Management) Ltd., to complete outstanding post-excavation analysis and reporting.

The earliest phase of activity identified during the investigations related to sandstone quarrying with natural ground levels significantly deeper in the northern area of the Site. A quarry is known to have been located in this area from the late medieval period and sandstone building material from the quarry was used in the construction of the Elizabethan Grammar School to the immediate south of the Site in the 1590s. A short section of an east-west aligned ditch, most likely a drainage ditch or field boundary, was also assigned to this phase.

Raising and levelling of the quarried area was carried out prior to the construction of the earliest building on the Site: an east-west aligned sandstone building along the southern edge of the site. The function of the building was not apparent from the excavated evidence; it may have been an early extension associated with the Elizabethan school to the south, or an ancillary building. The building was likely to have been constructed during the 17th-18th centuries and appeared to have been demolished by the late 18th century as it is not shown on the earliest available mapping for the Site in the early to mid-19th century.

In the western area of the Site were the remains of red brick cellared back-to-back houses that were constructed onto natural bedrock most probably in the early 19th century, although many of the walls incorporated brick of an earlier date, demonstrating considerable repair and reuse of materials. Associated with the dwellings was a brick-lined well, sunk through the natural bedrock, and a system of brick drains.

In the eastern area of the Site a further substantial brick and sandstone extension was added to the school at the end of the 19th century, correlating with the known addition of a hall and classrooms. The new extension overlaid the demolished remains of the earlier building.

The final phase of activity was represented by demolition of the school extensions and domestic buildings during the 1970s, and the construction of the Brook Street car park.

Deposits present on the Site yielded a range of artefactual material that included pottery, glass, clay tobacco pipe, ceramic building material, animal bone and shell. The pottery was primarily post-medieval 16th-18th and early modern 19th century in date but included a small quantity of medieval pottery, most likely residual in post-medieval deposits. The earliest glass dated from the 17th century; however most dated from the late 19th century and the 1890's school extension. The earliest clay tobacco pipe was 17th century in date although most dateable forms were of 18th century date. The ceramic building material included bricks dating from the mid-16th to the mid-19th century. The animal bone assemblage was dominated by dog with butchery marks indicating that dog carcasses were being processed in close proximity to the Site, most likely derived from an abattoir located on Union Street and marked on an OS 1933 map. Also of note was a human metatarsal recovered from a demolition deposit, clearly residual and most likely derived from outside of the Site. The mixed range and date of the material recovered reflected the numerous episodes of rebuilding on the Site.

An illustrated summary of the results of the archaeological works will be submitted to the annual roundups published in *Post-Medieval Archaeology*. The archive from the Site will be returned to Wakefield Museum.

**TRINITY WALK DEVELOPMENT, BROOK STREET CAR PARK
WAKEFIELD, WEST YORKSHIRE**

Archaeological Mitigation

Acknowledgements

Wessex Archaeology would like to thank: Trinity Walk Ltd. Partnership on behalf of Sovereign Land (Management) Ltd. and Tony Williams of WT Partnership for commissioning the final reporting; Nigel Moore of Shepherd Construction Ltd; David Scholes from Shepherd Construction Ltd. for previously arranging site access; and staff at the West Yorkshire Historic Environment Record for providing access to archive material.

The report was compiled by Iwona Kozieradzka-Ogunmakin and edited by Richard O'Neill. Artefacts reports were provided by Chris Cumberpatch (ceramics), Claire Finn (glass), Lorraine Mepham (clay tobacco pipe), John Tibbles (brick), Sarah Wyles (animal bone and shell), Joan Unwin (worked bone) and Linzi Harvey (miscellaneous). The project was managed for Wessex Archaeology by Richard O'Neill.

TRINITY WALK DEVELOPMENT, BROOK STREET CAR PARK WAKEFIELD, WEST YORKSHIRE

Archaeological Mitigation

1 INTRODUCTION

1.1 Project Background

- 1.1.1 This report describes the results of archaeological evaluation and mitigation work on the site of the Brook Street Car Park, hereafter 'the Site', within the Trinity Walk Development site in Wakefield, West Yorkshire (National Grid Reference SE 334 210).
- 1.1.2 A planning application had been submitted by Leslie Clark Construction Consultants on behalf of Wakefield Council (Planning Permission 04/99/61138A) for the large scale demolition of buildings within the area prior to the redevelopment of land for retail development, residential units, a library, a new market hall, an outdoor market area and the realignment of Marsh Way. A programme of archaeological investigation was requested by the West Yorkshire Archaeological Advisory Service (WYAAS), advisors to the local planning authority, in line with government planning guidance (Department of the Environment 1990). The only previous archaeological survey undertaken within the site boundary was an archaeological desk-based assessment undertaken by John Samuels Archaeological Consultants in 2002.
- 1.1.3 The fieldwork was carried out by ARCUS (University of Sheffield) in 2008. Following the closure of ARCUS in 2009, Wessex Archaeology was commissioned in 2011 by Trinity Walk Partnership Ltd., on behalf of Sovereign Land (Management) Ltd., hereafter 'the Client', to complete outstanding post-excavation analysis and reporting.
- 1.1.4 Archaeological interest was confined to the former Brook Street Car Park, where the remains uncovered during the evaluation stage of investigation (Trench 4) were deemed to be of sufficient interest to warrant further work.

1.2 Site Description, Topography and Geology

- 1.2.1 The Site, centred on SE 334 210, was located in Wakefield City Centre, immediately to the north of the Elizabethan (Free Grammar) school built in 1598, and presently an art gallery and Grade II listed building. The school was extended into the Site in the 18th century with additional later extension in the 19th century. Immediately prior to the archaeological investigation, the Site was occupied by a car park constructed in 1970s.
- 1.2.2 The geology of the Site consists of sandstones and mudstones of the Middle Coal Measures.

2 ARCHAEOLOGICAL AND HISTORICAL BACKGROUND

2.1 Introduction

2.1.1 The Site lies in the historic Township of Wakefield. Information held in the West Yorkshire Historic Environment Record showed that the development site lies within an area of archaeological potential. A desk-based assessment was prepared by John Samuels Archaeological Consultants (2002) as part of an Environmental Statement (WYAAS). A summary of this report is presented below.

2.2 Prehistoric period

2.2.1 There is no known prehistoric archaeology found in Wakefield or in its immediate vicinity.

2.3 Anglo-Saxon period

2.3.1 Wakefield was the administrative centre of an extensive Anglo-Saxon royal manor and is thought to have developed into an urban centre prior to the Norman period. Early settlement is likely to have focussed around All Hallows church (later renamed All Saints). The church of All Hallows was rebuilt in stone around 1100.

2.4 Medieval period

2.4.1 Wakefield was first mentioned in the Domesday survey of 1086 as *Wachefeld* which can be translated as 'field, or open country, where annual festival was held' (Ekwall 1960, 491). In 1090, William the Conqueror granted the manor to the second Earl of Warenne. The Warennes continued to hold the manor; however, they granted the town a borough charter in 1180 giving free burgage in return for an annual stipend. The town was granted two markets in 1204 and 1258, and by the 14th century Wakefield was the capital of Yorkshire's clothing trade (Toulmin-Smith 1964, 48), with a corresponding growth in population and expansion of boundaries. Brook Street is thought to have been in existence in 1315 when it was known as *Godwynrode*. Medieval settlement extended along four main streets which led to the four entrances of the city.

2.4.2 The Site is thought to have lain at the edge of the area of medieval settlement. Northgate and Kirkgate were two of the four streets radiating from the church and market place. Properties would have included buildings on the street frontage with long narrow plots extending to the rear. In the southern part of the development area and close to the church, were a Vicarage, founded in 1349, and a Tithe Barn, dating to at least 1297.

2.4.3 Brook Street is located in an area formerly known as Goody Bower, and its line in part follows the course of thoroughfare known as Goody Bower lane which ran north from the parish church, now the Cathedral. In an adjoining field was the quarry from which the stone for the church, the rectory, and the Chantry Bridge Chapel was obtained. The quarry at Goody Bower is mentioned in a 15th century drama, the *Matacio Abel* (Stott Banks 1865):

"And hardely when I am dede,

Bery me in Gudeboiire at the quarelle hede."

2.5 Post-Medieval period

- 2.5.1 In 1596 Thomas Saville of Wakefield confirmed by deed his brother's (and father's) gift of a close near Goody Bower, reserving to himself the right of getting stone for ten years from the parts that were not built on (Peacock 1892). The Free Grammar School, established by Royal Charter in 1591, was subsequently built on the close immediately south of the Site (**Plate 1**) in 1596, lying between Goody Bower lane on the east and a croft of Henry Grice Esquire on the west (Peacock 1892). The school was located opposite the quarry which is thought to have supplied stone for the building.

2.6 18th- and 19th-century development

- 2.6.1 The first cartographic evidence that shows the area in detail is the Wakefield Enclosure Plan of c.1794. It indicated that the area was generally well away from the main focus of activity, and was shown as being comprised of predominantly square and rectangular parcels of land east of burgage plots extending from Northgate, and north of smaller plots off Warrengate. Unspecified buildings within the general development area represent the former Vicarage, Rectory house, and possibly a Tithe Barn. J. Walker's 'Plan of the Town of Wakefield' (1823) showed that the area was predominantly undeveloped land and labelled as 'Rectory Grounds'.
- 2.6.2 An 1830 map shows the school building to the south of the Site, buildings along the later Union Street frontage (**Figure 3**) and some small outbuildings or sheds along the southern boundary of the site. Directories from 1822 (Baines), 1829 (Pigot) and 1834 (Pigot) and 1837 (White) list James Drake and later James Drake junior, *Tobacco and Snuff Manufacturers*, and James Drake and later George and William Drake *Plumbers and Glaziers* on Goody Bower.
- 2.6.3 The Ordnance Survey maps from 1849-1894 showed that the area became increasingly developed during the second half of the 19th century (**Figure 3 and 4**). Due to a population increase, terraced housing and tenements were constructed over large areas of the city centre. The area between Northgate and what is now Union Street consisted of narrow streets with tightly packed accommodation mixed in with various industrial premises.
- 2.6.4 Back to back housing, probably shown in outline on the earlier 1830 and 1841-51 maps (**Figure 3**), is shown in detail within the western side of the Site on the 1890-1933 maps (**Figure 4**). The Queen Elizabeth Grammar School (QEGS) moved to its current location in Northgate in 1854 and the former grammar school buildings were purchased by the trustees of the nearby Cathedral Secondary School in 1893. A major extension to the school was added within the Site including a hall and classrooms. A small outbuilding, probably a toilet block, within the northern limits of the Site. Brook Street had replaced Goody Bower lane on the east side of the Site by the time of the 1907 map (**Figure 4; Plate 2**).

2.7 20th-century development

- 2.7.1 The early 20th-century saw a moderate increase of development in the area and some remodelling of the street system. The current Union Street was marked as New Street between 1890 and 1933 (**Figures 4 and 5**). Slaughterhouses and an abattoir are marked on the 1933 map to the

northeast of the Site and the old Borough Market on Brook Street was replaced by a new indoor market opened in 1963. The 1966 map shows the former back-to-back houses on the Site as a single range (**Figure 5**). By this time the new bus station had been opened (in 1952) to the west of Union Street. In the 1970s the 19th-century extension of the former grammar school and the domestic buildings fronting Union Street were demolished, and a car park was constructed. The former Elizabethan Grammar School building to the south of the Site survived and is now the Grade II listed Elizabethan Gallery with plans being submitted for refurbishment in 2012.

3 AIMS AND METHODOLOGY

3.1 Aims and objectives

3.1.1 The objective of the archaeological investigation was to:

- Fully record, analyse and report all significant remains within the area of interest prior to their destruction during the development of the Site;
- To place the results of this work in the public domain by depositing it within the WY Historic Environment Record.

3.1.2 The specific aims of the archaeological mitigation investigation were to:

- Record in summary structures identified as post-dating 1850;
- Fully record, investigate and analyse structures, features, deposits and finds of 18th-century or earlier date;
- Provide information that will enable the remains to be placed within their local, regional and national context and an assessment of the significance of the archaeology of the site to be made;
- Assess the likely date and nature of expansion of urban Wakefield into the area of excavation, as well as identify archaeological evidence for the range of industrial and domestic activities that took place within the development area;
- Clarify the organisation of industrial and domestic activities and use of space;
- Assess the extent of damage to archaeological remains and deposits caused by modern development;
- Retrieve and analyse any finds that may be present on the site;
- Establish the palaeoenvironmental potential of archaeological deposits and features encountered.

3.2 Mitigation methodology

3.2.1 The mitigation investigation, located to the north-east of the surviving elements of the Elizabethan school building, comprised the extension of Evaluation Trench 4. The area available for the investigation measured approximately 25m by 15m, with a further 5m by 5m in the area designated close to the northern boundary of the site.

- 3.2.2 The excavation was opened using a machine fitted with a toothless ditching bucket, and was monitored at all times by an experienced archaeologist. Machining ceased at the top of the first archaeological horizon. The Mitigation Area was then cleaned by hand and recorded, with all features identified sample excavated by hand to establish their date, nature and extent. A full written, drawn and photographic record was made of all observed features and deposits. All features were planned by hand and georeferenced using GPS and Total Station instruments as appropriate.
- 3.2.3 Artefactual material was collected following an explicit strategy, and all retained finds and samples have been assessed, catalogued and prepared for long-term storage, following IfA (2008b) and UKIC (1990) guidelines. The recording and finds collection was undertaken following the strategy agreed in the excavation specification (WYAAS 2008).
- 3.2.4 Following excavation and recording, the Mitigation Area was backfilled. The backfill was levelled but not consolidated.
- 3.2.5 All site work was carried out in accordance with the methodologies outlined in the brief prepared by Ian Sanderson (WYAAS), with guidelines issued by the Institute for Archaeologists (IfA 2008a) and with current industry best practice.

3.3 Fieldwork programme

- 3.3.1 Fieldwork was undertaken between July and September 2008. The fieldwork was undertaken by ARCUS staff Susie Matthewson, Kathy Speight, Chris Swales, Ashley Tuck, Tom Smith, Adam Tinsley, Matt Copley, Sam Fairhead, Phil Roberts, Tom Firth, Grace Corbett, Lindsey Buster and Charlotte Burton.
- 3.3.2 Ian Sanderson and Andrea Burgess (WYAAS) visited the site to confirm work was being carried out satisfactorily and to ensure the aims of the project design were met.

4 RESULTS

4.1 Summary

- 4.1.1 Structures and deposits uncovered during the archaeological investigation were assigned individual context numbers in the following sequences: Evaluation 4000-4081; Mitigation Area: 9000-9313. Phasing is shown on **Figure 6**.

4.2 Natural deposits

- 4.2.1 The natural geology comprised sandstone bedrock (**4069; 9097; 9121; 9144; 9191; 9202; 9277; 9282; 9290; 9305**) recorded at variable heights over the Site. The bedrock was notably deeper to the north where, according to a geotechnical survey, the bedrock was up to 6m in places below the current ground level.

4.3 Phase 1: Late medieval/ early post-medieval (sandstone quarry and levelling)

Quarrying and levelling

4.3.1 It is known that quarrying was carried out in the area of Goody Bower lane (later Brook Street) from the late medieval period through to the early 19th century (see **Section 2** above) and, although it had been assumed that the quarry lay only to the east of Brook Street, it seems likely, given the depth of bedrock observed, that the quarrying extended to the west and covered at least the northern half of the Site. The Elizabethan school building to the immediate south of the Site was constructed in 1598 from locally quarried sandstone, some of which may have been derived from this Site.

4.3.2 Levelling deposits, some with a high percentage of small sandstone fragments, (**4003; 4037; 4055; 4057; 4059; 4061; 4068; 4081; 9013; 9043; 9086-9090; 9093; 9102; 9108-9110; 9121; 9152; 9154; 9157; 9182-9185; 9191-9194** and **9204; 9209; 9275; 9279; 9281**) observed above the bedrock, may have been utilised as made ground to initially level the site or during initial building construction in Phase 2. Deposit **9088** yielded small fragments of Cistercian pottery dating to the 15th century. Deposit **9090** contained fragments of late 16th- to 17th-, and 17th- to 18th-century pottery. Overlying deposit **9089** contained late 16th- to 17th-century pottery, as well as a residual late 13th-century fragment. Deposit **9204** contained pottery of predominantly 18th century date with residual fragments of medieval, 11th- to 13th-century pottery also present and a fragment of a tobacco clay pipe. Deposit **9108** contained glass and pottery predominantly dated to the 16th to 18th centuries, with residual material of the late 13th- to 15th-century date also present. Deposit **9257** contained pottery of 16th- to 18th-century date and animal bone. Deposit **9233**, overlying **9257**, contained primarily pottery, glass and clay tobacco pipe. The pottery was of predominantly 17th- to 18th-century date.

Ditch 9072; 9189

4.3.3 A short section of an east-west running ditch **9072; 9189** was observed in the south-western area of the site. The ditch measured up to 3.9m in length and 1.74m in width (**Plate 4; Figure 2** and **9**). The feature truncated the natural geology which was at a much higher level in this area of the site, and the feature was filled with deposits **9073, 9074** and **9190**. No dateable material was recovered to date the feature but the feature was assigned to this phase as it was overlain by the Phase 2 construction of wall **9046** to the west and wall **9015** to the east.

4.4 Phase 2: Post-medieval 16th-18th centuries (Building A)

4.4.1 Sometime after the construction of the Elizabethan grammar school, the building acquired its first extension (Building A), or some ancillary school buildings were constructed to the north of the existing building (**Plate 1**). A reading room is known to have been added to the north-east of the school building and was still standing in the 18th century. However, there are no detailed maps of the Site for the 17th and 18th centuries, and therefore, the interpretation of the structural remains uncovered is based purely on stratigraphic relationships, construction materials and dating of associated finds. The building is certainly not shown on the earliest mapping for the site

in the early-mid 19th century, so it is assumed that it was demolished prior to this date.

Building A

- 4.4.2 At the southern limits of the Site, a sandstone and red-brick drain running northeast-southwest, comprising two parallel-running brick walls **9030** and **9031** and a sandstone floor, was most probably constructed prior to the main structural elements of the building.
- 4.4.3 The earliest structures comprised a series of hand-made red brick walls, possibly retaining walls, founded on the bedrock, or the levelling deposits immediately above it. At the northern extent of the structures a hand-made red-brick and sandstone wall **4049** was constructed. Abutted to its western end was a red-brick wall **4047** constructed on bedrock (**Plate 5; Figure 8**). Wall **4047** continued further to the west as wall **4062** (**Plate 6; Figure 8**), and aligned with a red-brick wall **4077**. Wall **4077** was constructed in a trench **4076; 4079** that was then backfilled **4078; 4080**. The north-south running wall **4021** formed the western return of **4077**; this was also constructed in a trench and then backfilled **4075**. Deposit **4075** contained late 15th- to 17th-century pottery and animal bone. Wall **4021** (**Plate 7**) ran further south as a return wall **9230** that was also constructed on bedrock (**Figure 8**). The wall was constructed of hand-made bricks bonded with friable brown clay that comprised occasional charcoal inclusions. A similar structure was recorded to the east of **9230**; a return single-skinned wall **9208; 9278**, with no apparent bonding material, constructed on bedrock. This could possibly have formed a part of the same structure.
- 4.4.4 Later the main east-west aligned building structure was added in primarily sandstone. The main structural elements included the east-west running wall **9034; 9038** and its north-south running return **9046** (**Figure 2**). Wall **9034; 9038** was constructed with a brick foundation **9208; 9278** and was later truncated by the later Phase 3 wall **9033** of Building B (Room B5) (**Plate 8**). The brick within wall **9208** was dated to the 16th century. Wall **9034** was constructed in a cutting **9138** and then backfilled **9139**; the backfill contained 18th-century pottery. Wall **9038** was trench-built (**9105; 9158**) through re-deposited natural **9088** and **9281** that formed levelling layers overlying bedrock. The levelling **9088** contained 15th-century ceramic. Internally, the structure comprised a red-brick single-skin wall **9132** and possibly a double-brick thick wall **9153** that ran perpendicular to **9132**. Wall **9153** was trench-built **9151** truncating the Phase 1 **9189** ditch fill. A north-south running sandstone wall **9076** may have formed the original eastern side of the structure or an internal foundation. In the north-eastern corner of the building, a floor surface **9040** was constructed of sandstone slabs of various sizes laid on re-deposited natural **9154** and **9157** (**Plate 10**). The surface, measuring 1.8m by 1.1m, was limited to the west by an internal sandstone wall **9049**. Remnants of a sandstone wall **9254** were recorded running to the east and parallel to wall **9076**. The wall measured 1.5m in length and 0.25m in width, and was preserved up to 0.3m in height. Wall **9254** was constructed on a sequence of underlying made ground deposits **9271-9274** that overlaid re-deposited natural **9275**. Made ground deposits **9273** and **9274** comprised fragments of pottery dated to the 15th and 16th centuries. Also thought to be associated with the construction of the building was the insertion of two posthole features inside the western wall **9046**. The post-

holes truncated the filling of the Phase 1 ditch **9072**; **9189** (**Figure 2**). Post-holes **9163** and **9165** contained deposits **9164** and **9166**.

- 4.4.5 On the east side of the building, wall **9038** was abutted by the north-south running sandstone wall **9014**; **4032** (**Plate 11**), which ran parallel to wall **9015** (**Figure 2**; **Plate 11**). Wall **9014** may have formed the eastern external wall of the building with the gap between walls **9014** and **9015** forming a passageway to the east of the building. The walls were double-skinned and bonded with white lime mortar, and most probably formed an internal corridor. Wall **9014** was trench-built (**9180**) through levelling deposits **9089** and **9090** and then backfilled **9181** and **9215**. The levelling contained pottery in the late 16th - 18th century date, as well as a residual late 13th-century fragment.
- 4.4.6 Abutted to the north-facing wall **9038** were parallel-running walls **9036**; **4030** and **9037**; **4009** constructed on levelling **9102**; **9110**, **9086** and **9087** (**Figure 7**; **Plate 11**), most likely internal foundations. Wall **9036** was constructed in trench **9098** which was later backfilled **9099**. A fragment of 15th- to 17th-century pottery was found between the construction elements of wall **9036**. Wall **4030** was constructed on a bedding layer **4055** that contained of ceramics and clay tobacco pipe fragments. The construction of walls **9036** and **9037** post-dated made ground deposits **9108** and **9109**; **9108** contained 16th to 18th century pottery with residual material of the late 13th- to 15th-century date also present. Wall **9037**; **4009** was keyed into a trench-built wall **9085**; **4010**, which abutted wall **9036**; **4030**. Walls **9036**; **4030** and **9014**; **4032** were tied into wall **9261**; **4046**, and together with **9085**; **4010**, formed the northernmost wall of the building. The walls **9261**; **4046** and **9085**; **4010** were aligned with brick and sandstone wall **4049**, and were later abutted by wall **4025** of the Phase 3 19th-century school extension (Room B1), constructed on top of wall **4049**.
- 4.4.7 A potentially later internal foundation was the addition of a northeast-southwest running triple-skin wall **9045**; **4011** truncating wall **4047** and abutting a newly constructed triple-skin return wall **4048**; **9025**; **9168** (**Plate 12**). The southern end of wall **4048** was constructed on wall **4047** (**Plate 12**). Wall **4011** was trench built **4063** through made ground **4060**, and then backfilled **4064**. Wall **9045** was constructed in cut **9160** and backfilled **9161**. Wall **4048**; **9025**; **9168** was constructed in cut **9170** and backfilled with deposit **9171**. The wall was later truncated by the later Phase 3 19th-century school extension wall **9024**; **9169** (Rooms B4-B5). Of accumulative deposits **9172-78** potentially associated with the building 9177 and 9178 contained ceramic material of the 17th- to 18th-century date.
- 4.4.8 Two parallel running sandstone walls **9107** and **9094** that abutted the north-facing wall **9034** could possibly have formed a small later annex with an entrance to the building. The floor between the walls was surfaced with rectangular sandstone slabs **9210**. The walls and the floor overlay foundations **9208**; **9278**, and wall **9107** truncated wall **9045** (**Plate 8**).

Wall 9251

- 4.4.9 To the north of Building A, and within the northern limits of the Site, was a short section of sandstone dry wall **9251**. The wall was constructed on levelling deposit **9288** which in turn overlay deposit **9289**. Later levelling

deposits post-dating the wall were observed to the east **9287** and **9286**, west **9258**, and north **9269** of the wall. A single shard of 18th-century pottery was recovered from deposit **9258**. The function of the wall was not apparent from the excavated evidence but it lies on the projected northern alignment of the eastern wall of Building A and is most likely a remnant of a property boundary.

- 4.4.10 Immediately northwest of wall **9251** was a sub-square post hole **9216** cut into levelling deposit **9204**. The post-hole contained deposits **9224** and **9223**; the latter contained a single pottery sherd of 16th to 17th century date.

4.5 Phase 3: late 18th- early 20th centuries

Phase 3a: c. late 18th century-1850

Demolition and levelling

- 4.5.1 Sometime before the end of the 18th century, Building A was demolished and the ground immediately to the north of the main school building was levelled and remained undeveloped until the construction of the school extension in the 1890s. Accumulated deposits and demolition rubble overlaid the remains of the post-medieval structures. The structures were later (Phase 3b) overlaid by construction of Rooms B1 and B5 of the 19th-century school extension (Building B).
- 4.5.2 Accumulated deposit **9075** overlaid demolished walls **9046** and **9132**, and formed a made ground for features **9080** and **9083**, possible steps to back-to-back houses (Phase 3a). Demolition rubble filled the space between walls **9036**; **4030** and **9037**; **4009**. Demolition rubble **4039** overlaid remains of wall **4032**; **9014**.
- 4.5.3 The 1832 and 1849-51 OS map shown the site to be partially developed at that time. A row of back-to-back houses (Building C) fronting New Street was constructed to the north-west of the Elizabethan school, most probably in the early 19th century.

Building C (Cellars 1-4)

- 4.5.4 A total of four back houses (Buildings C) with vaulted cellars (Cellars 1-4) were recorded at the western limit of the Mitigation Area. The cellars were built on bedrock (**9202**; **9290**) and were enclosed between a double-skin red brick wall **9058**; **9060** and a triple-skin wall **9070**; **4002**. Double-skin vaulting was constructed over the northernmost Cellar 1 (**9293**) and the adjacent Cellar 2 (**9294**) divided by the wall **9240**, in Cellar 3 (**9064**), in the front house cellar (**9059**), and in the southernmost Cellar 1 (**9063**). The access from the ground floor to Cellar 2 (**9195**) and Cellar 3 (**9263**) was through staircases **9205** and **9264**, respectively. The staircases were constructed on the natural bedrock **9202**; **9290**, and abutted the partition wall **9058** between the front and back houses, and individually, the southern wall (**9062**) of Cellar 2 and the northern wall (**9061**; **9265**; **9266**) of Cellar 3. Single-skin walls **9199** and **9207**, and **9123**, **9291** and **9292** provided support for sandstone stairs **9264** and **9205**, respectively (Plates 13-14). A storage area created under the staircase **9205** of Cellar 2 was surfaced with red bricks (**9200**) laid on a black ashy deposit **9201**, and was found to contain five

ceramic beer flagons (**9206**) (**Plate 15**). Similarly in the storage under staircase **9264**, the surface was laid with frogged red bricks **9267**.

- 4.5.5 A passageway leading to the back houses ran between the buildings comprising Cellar 2 and Cellar 3. An iron waste pipe (**9065**) was laid down in the passageway and ran along wall **9062** of Cellar 2. A pair of single-skin red brick features **9080** and **9083** constructed in cuts **9079** and **9082** abutted the east-facing wall **9070** of Cellar 4. The features could represent the remnants of the external steps leading to the back houses. The complete feature **9083** measured 1.45m in length and 0.31m in breadth. Deposits **9081** and **9084** filled features **9080** and **9083**, respectively. Deposit **9081** yielded a fragment of pottery identified to be the 19th-century Whiteware that was also in use in the early 20th century. Deposit **9084** comprised two fragments of the 18th-century ware.
- 4.5.6 A three brick thick wall **9239** abutting the east-facing wall **9070** of Cellar 1 represented remnants of a domestic or workshop ancillary building that abutted one of the back-to-back houses as shown on the **1832** and **1849-51** OS maps. The wall was constructed on a levelling deposit **9235** containing pottery and clay tobacco pipe. Abutted to the west-facing wall **9058** was a partially preserved double-skin wall **9057** that represented remnants of house construction adjacent to the Cellar 2 (**9195**).
- 4.5.7 Within the yard area was a well (**9136**), located east of Cellar 2 (**Plate 16**). The bottom part of the well was hewn in sandstone bedrock **9198**; **9277**, the surface of which was at the same depth as the cellar floor. The construction cut **9284** for the well was backfilled with deposit **9236**. Finds of note from the well fill included two pottery vessels from well fill **9137**. The first carried a scene of people playing football with a marquee and spectators in the background (**Plate 22**) and the second, probably a mug, carried a Christmas scene (**Plate 23**). The top section of the well comprised 19 courses of hand-made red bricks laid immediately on the bedrock surface and bonded with a black ashy mortar. Step holes were hewn in the bedrock on the northern side of the well (**Plate 17**). A red-brick drain **9309**, within cutting **9307**, was connected to the eastern side of the well (**Plate 18**) and backfilled **9308**. Deposit **9310** accumulated in the drain.
- 4.5.8 A hand-made red-brick boundary wall **9028**; **9217**; **4005**, set within a cutting **9116**, defined a yard area to the east of the houses. The cut was 1.18m deep and was recorded over the length of 15m. A deposit **9120** containing 18th- to 19th-century pottery formed a bedding layer for the construction of wall **9028**, which was then sealed by backfill **9119**, **9118** and **9117**. Deposits **9119** and **9118** contained fragments of 16th- to 17th-century and 18th- to 19th-century pottery. A possible re-cut **4022** for the construction of wall **4005** was backfilled **4019-4017** and **4023**. Deposits **4018** and **4023** contained pottery of 17th to 19th century date. Wall **9028**; **9217**; **4005** was abutted by stone wall **9029**; **9218** on its eastern side. The line of the stone wall **9029**; **9218** may have followed a pre-existing alignment, parallel with wall **9251** to the northeast, however the surviving construction was contemporary with the brick wall **9028**; **9217**; **4005**.

Phase 3b: c.1850-1930

4.5.9 In 1854, the grammar school moved its location to Northgate and it was not until the 1890s that the former school building was acquired and a new extension added abutting the northern end of the main grammar school building. The new extension (Building B) incorporated the area previously occupied by Building A (Phase 2) and was constructed on a series of levelling deposits **9050**, **9283**, **9232**, **9193** and **9231** that sealed remains of the earlier phase structures. Deposits **9231** and **9232** contained 17th- to 19th-century ceramic material. Deposit **9050** contained 17th- to 18th-century pottery and overlaid demolition rubble **9056** and **9071**. Similar deposits (**4015**; **4044**; **4045** and **4014**) were recorded between walls **9037**; **4009** and **4008**; **9029**. Deposits **4015** and **4045** contained a mix of 17th to the 19th century pottery.

Building B (Rooms B1-5)

4.5.10 The later school extension (Building B), known to include a hall and classrooms (see **Section 2** above) comprised a large east-west aligned Room B1 with three similar rooms (B3-5) and a small annex (B2) abutted to Room B1's northern wall (**Figure 2**; **Plates 2 and 19**).

4.5.11 Room B1 abutted the foundations of the northern wall of Building A. Its walls **9009** and **9004**; **4025** (**Plate 11**) were constructed in a cutting **9130**, **9011** and **9010**; **4035** that ran along sandstone walls **9261**; **4046** and **9085**; **4010**. The construction cut **9130** was inserted through accumulated deposits **9054** and **9129** containing 17th- to 19th-century pottery. Construction trench **9130** truncated the earlier Phase 2 wall **9015**. The backfill **9131** contained with 18th- to 19th-century pottery. Construction trench **9010**; **4035** contained backfill **4036** which included demolition rubble from the Phase 2 Building A, and 19th-century pottery. Wall **4025** was constructed above sandstone wall **4049** (**Figure 8**).

4.5.12 Remains of an interior red brick wall **9047** were recorded overlying sandstone wall **9038**. The north-south running wall **9047** was constructed over a series of made ground and demolition deposits **9125**, **9126**, **9133** and **9134**. Deposit **9125** contained 18th- to the 19th/early 20th-century pottery and glass; **9126** contained late medieval to post-medieval (the late 15th to 18th centuries), as well as 19th/early 20th-century pottery material; **9133** and **9134** contained 18th- to 19th-century and 17th- to 18th-century pottery.

4.5.13 A sandstone floor **9053**; **9055** was recorded to the east of wall **9047** and between the earlier structures **9014** and **9015**. The floor was constructed of large, flat, and well-finished slabs laid down on deposits **9054**, **9071** and **9183**. Deposit **9054** overlaid made ground **9276**, a thin mortar/demolition deposit **9111**, and a black sandy and ashy deposit **9051** that contained late 18th- to 19th-century ceramic, tobacco clay pipes and animal bones. Ceramic material of the same date was recovered from the sandstone floor **9053**; **9055** construction.

4.5.14 Walls **9009**, **9007** and **9044** formed a small annex (Room B2) constructed in the corner of Rooms B1 and B3 (**Plate 22**). The northern return part of the red-brick wall **9044** was built as two skins but widened to three bricks thick in its north-south running return. Wall **9005**; **4054** formed the southern wall of

Rooms B3 and B4. The wall was constructed along wall **9004**; **4025** of Room B1. The eastern wall of Room B3 was formed by walls **9006** and **9008**. Wall **9006** was a return of **9005** and ran along **9007** (similar to **9005** and **9004**, and **4054** and **4025**). An archive photograph shows a chimney stack inserted between walls **9006** and **9008**; however although the walls were segmented, no evidence of such a structure was recorded. Wall **9008** was four brick-skins thick.

- 4.5.15 The front wall of Rooms B3 and B4 was four bricks thick **9221**. A three-skinned red-brick wall **9024**; **9169**; **4026**, constructed on a sandstone foundation, formed the western wall of Room B4 and also a division wall between Rooms B4 and B5. The wall was constructed in cut **9255**, which was then backfilled **9256**; the cutting truncated the previously existing east-west running return of wall **4048**; **9025**; **9168** (Phase 2). Wall **4026** was the north-south return of **4054**. Rooms B3 and B4 comprised cellars that were accessed through steps that abutted the north-facing wall **9221**. The floor of the cellars was surfaced with concrete **9023**. Remains of internal brick structures **9021** and **9022** were also recorded.
- 4.5.16 Wall **9221** probably continued further to the west as a four brick-skinned wall **9220** and formed the north wall of Room B5. The northern limits of the building had a similar shape to Room B2 (annex) and contained a doorway located in its northwest-southeast return. The north-south return of wall **9219** may have formed the eastern wall of a corridor (**9026**; **9033**; **4008**). Wall **4008** was constructed in a cutting **4070** and backfilled **4071**. Running parallel to wall **9026**; **9033**; **4008** was a double-skinned sandstone wall **9029**; **9218**; **9103**; **4004** (Plate 20) that may have formed the western wall of the corridor and the external wall of the school extension. Wall **9033** (Plate 9) was constructed on a layer **9104** that overlaid backfill and levelling layers **9142** and **9141**. The western wall of the extension abutted the brick boundary wall **9028**; **9217**. Walls **9026** and **9029** were constructed on a sequence of levelling deposits (**9114**, **9113** and **9112**). Deposits **9114** and **9112** contained predominantly mid-late 19th century pottery and glass, with a significant component of earlier residual material. Walls **9026** and **9029** were truncated by a modern geotechnical trench.
- 4.5.17 Wall **9033**; **4008** and the external wall **9103**; **4004** of Room B5 were constructed on made ground **4060** that overlaid remains of wall **4062**; **4077** and its demolition rubble **4072**. The walls also truncated an earlier wall **4011**; **9045**. Wall **9033** truncated an earlier brick wall **9208**; **9278**, a sandstone wall **9034**; **9038**, and the northeast-southwest running drain **9030**; **9031**.
- 4.5.18 Inside of Room B5, a two-skinned red brick wall **4024** was constructed between walls **9026**; **4008** and **9169**; **4026** and over the remnants of wall **4047**. Prior to its construction, some repair work was carried out on wall **4047** (Figure 8; Plate 12). Large sandstone blocks (**4050**) (Plate 12) and a slab were laid on a layer of lime mortar (**4065**) and a deposit **4066** that overlaid the wall **4047**. The eastern end of the slab rested on wall **4049**. Running perpendicular to the slab and resting on its eastern end was a sandstone block **4051** with a curved drainage channel in the middle. The block measured 1.1m in length and 0.28m in breadth.
- 4.5.19 The internal wall **4024** was aligned with **4025** and **4054** which formed the northern wall of Room B1 and the southern wall of Room B4, respectively.

4.6 Phase 4: Modern

Phase 4a: Post-1930 to 1970

- 4.6.1 Later maps of the Site (**Figure 5**) shown little structural alteration to the school extension although to the north of the Site a street (current Borough Road) was created connecting Brook Street and New Street (the current Union Street).
- 4.6.2 A small structure of unknown function was constructed adjacent to the western boundary wall that separated domestic buildings from the school grounds. The structure was built of re-used hand-made and unstamped machine-made bricks that were bonded with lime mortar. It comprised north-south running wall **9241** that abutted **9103**, double-skin wall **9095** (**Plate 20**) and an internal wall. The internal wall of the structure divided the space into two cells that measured 0.5m in width each. Some of the bricks appeared to have been heat-damaged. Wall **9241** was constructed on a series of thin layers of clay and charcoal (**9245**, **9244**, **9243** and **9242**) that overlaid deposit **9246**, abutting wall **9230**. Deposit **9246** contained pottery and animal bones. Wall **9095** was constructed above made ground **9092**.
- 4.6.3 At the northern limits of the site was an east-west running wall **9132** constructed of frogged red bricks, and recorded over a length of 2.54m. This almost certainly relates to a toilet block constructed adjacent to the northern boundary wall. The structure is visible on the 1907, 1914 and 1966 OS maps (**Figures 4 and 5**) and was constructed above a number of levelling deposits (**9304**; **9279**, **9303**, **9300**, **9302**, **9301**, **9299** and **9296**).

4.7 Phase 4b: Post-1970

- 4.7.1 In the 1970s, the Site was redeveloped. The late 19th-century extension (Building B) of the school building, a row of back-to-back houses (Building C) located to north-west of the school, as well as other ancillary structures present on the site were demolished. Following the demolition, the ground surface was levelled and a car park was constructed.
- 4.7.2 Demolition rubble **9066-9069**, **9124**, **9203** and **9260**; **9225** filled the cellars of the back-to-back houses. Deposit **9260**; **9225** extended to a depth of 0.45m and contained pottery, glass and animal bone. The well **9136** was filled with demolition deposits **9162**, **9137** and **9196**. Deposit **9137** contained a large quantity of glass, ceramics and clay tobacco pipe fragments. Only a small fragment of ceramic was recovered from the overlying deposit **9196**. The remains of the brick well were overlaid by a demolition deposit **9143**.
- 4.7.3 Demolition of the 19th-century school extension (Building B) filled the cellars in Rooms B3 and B4 with deposits **9020** and **9019**. A rubble deposit **9052** overlaid floor **9053** in Room B1. Demolition rubble **9155** of wall **9047** overlaid accumulative deposit of silt **9156**, and rubble deposit **9262** overlaid **9050** and floor surface **9040**.
- 4.7.4 In the southern area of the site, a ceramic-rich deposit **4013** was overlaid by a rubble deposit **4043**, and this one in turn was overlaid by demolition deposit **4012**; **4016**. Demolition rubble **9018**; **4012**; **4027**; **4028**; **4029**; **4007** covered the south-eastern corner of the site.

- 4.7.5 Following the demolition of the structures, the ground was levelled with deposits **4027**; **4028**; **4029**, **9002** forming bedding for a layer of crushed limestone (**9001**) and gravel hardcore (**4001**) underlying the car park tarmac surface (**9000**; **4000**) (**Plate 22**).
- 4.7.6 Prior to the construction of the car park surface, a modern ceramic pipe was inserted into a linear northeast-southwest running construction cut **9146** that was later backfilled **9147**. Following the insertion of the drain, the area was overlaid by crushed stone **9148**.
- 4.7.7 A modern depression **9237**, recorded to the north of the former Phase 3 well **9136**, was backfilled with gravel hard core **9238**.
- 4.7.8 Modern concrete slabs **9150** were laid on bedding layers **9149** and **9148**.
- 4.7.9 A concrete platform **9295** recorded over the remains of Cellar 1, concrete spreads **9122** (over the steps leading to the back houses) and **9295**, and **9250** recorded to the north of Room B5, formed part of the car park surface construction.
- 4.7.10 Modern geotechnical survey pit **9297** was cut into deposit **9296** and backfilled **9298**.

5 ARTEFACTS

5.1 Introduction

- 5.1.1 Specialist finds reports are reproduced in this section. Finds tables are presented in **Appendix 3**.

5.2 Pottery

Introduction

- 5.2.1 The pottery assemblage consisted of pottery dating to the post medieval, early modern and recent periods with a small quantity of medieval material, mainly residual in later contexts. The quantity of pottery is summarised in **Table 1 (Appendix 3)**. The full details are given in **Tables 2-4**. Non-ceramic items are listed in **Table 5**.

Type series

- 5.2.2 The type series is intended to act as a guide to the range of wares identified on the site and to the extensive literature on the subject of medieval and later pottery in West Yorkshire and neighbouring areas. The material has been divided into three broad chronological categories; medieval (mid 11th century to c.1450), post-medieval (c.1450 - c.1720), early modern (c.1720 – c.1840) and recent (c.1840 – c.1950). These categories depart from the periodisations generally used by field archaeologists and by historians as it makes little sense to try to force the changes in pottery technology and style into chronological frameworks devised for quite different purposes using different bodies of data. The relationships between pottery chronology and

other aspects of society which structure other chronological schemes should be a matter of investigation rather than assumption.

Medieval pottery

Medieval pottery was rare on the site and occurred only as residual element in later contexts. This is to be expected given the fact that Wakefield is, in origin, a medieval town. The sherds identified were *Buff Gritty ware* (context **9089**), *Coal Measures Purple ware* (contexts **9257** and **4026**), *Gritty ware* (contexts **9104** and **4026**) and *Orange Gritty ware* (context **9108**). All of these types have been described elsewhere (Cumberpatch 2002, 2004a) and, with the exception of the Coal Measures ware were probably of local manufacture. The sherds of Coal Measures ware were most probably regional imports from South Yorkshire as the type was distributed widely across Yorkshire and is not uncommon on medieval sites in West Yorkshire.

Post-medieval wares

Cistercian ware

- 5.2.3 Useful accounts of the *Cistercian ware* industry have recently been published, establishing the range of vessel types and the broad outlines of the organisation of production and circulation (Moorhouse and Slowikowski 1992, Spavold and Brown 2005, Boyle 2002-3, unpublished, Courtney and Boothroyd 2004) with some limited consideration of the wider context of the industry by the present author (Cumberpatch 2003). Further work, unpublished to date, has indicated that the conventional dating of the start of the Cistercian ware industry may be somewhat too late and that it should be seen as appearing from around 1450 – 1460 (Boyle, unpublished) and this dating has been adopted here in preference to the traditional date which sees production beginning in the 1480s. There is no reason to suppose that the Cistercian ware from the Trinity Walk site is of other than local origin (given that Wrenthorpe near Wakefield appears to have been a major regional centre for its manufacture), although production was widespread throughout the Midlands (Boyle, unpublished). The range of vessels from the site was generally unremarkable with cups or jugs predominant and unidentified vessels being hollow wares (contexts **9075**, **9088**, **9126** and **9273**). As outlined elsewhere (Cumberpatch 2002) distinguishing between small body sherds of Cistercian ware and Blackware can be difficult, particularly given the unresolved issues surrounding the range of fabric types. Where doubts exist as to the attribution of individual sherds, these are indicated in the data tables as appropriate (contexts **9108** and **9126**).

Blackware and Coarse Blackware

- 5.2.4 *Blackware*, a typological and, to some extent, technological, development of Cistercian ware, is normally considered to be a characteristic product of the 17th century pottery industry (Moorhouse and Slowikowski 1992, Cumberpatch 2002, Spavold and Brown 2005, Boyle, unpublished). Blackwares were considerably commoner than Cistercian wares (as listed in Tables 2 and 3) but the commonest identifiable vessels were still those used for drinking (cups, mugs and jugs) as well as flasks or bottles. In a number of cases the identification of the type was doubtful (as with the

Cistercian/Blackwares noted above) and in these cases the term 'Blackware type' has been used.

- 5.2.5 The term *Coarse Blackware* has been applied to the larger, thicker walled vessels (typically jars and small cisterns) as described at Wrenthorpe. The name Blackware has been retained for the drinking vessels and tablewares (mainly cups and multi-handle jugs). Few of the Coarse Blackware vessels were positively identified to form and both those listed as jars and hollow wares could also have been cisterns or jugs.

Midlands Purple ware, Purple Glazed ware and related wares

- 5.2.6 *Midlands Purple ware* is a very broad group of wares which includes a wide variety of individual ware types manufactured in potteries across the Midlands and into Yorkshire. Typically it is characterised by very hard, dense, semi-vitrified fabrics containing quartz grit and varying types and proportions of other types of inclusions (cf. Young, Vince and Naylor 2005:225). Attempts to produce a coherent type series (Cumberpatch 1996) have proved only partially successful because of the diversity of the fabrics, the widely dispersed nature of production and a lack of investment in the inter-site comparative study of this important class of pottery. What is clear is that it forms part of the post-medieval 'ceramic revolution' which saw the traditions of medieval pottery manufacture replaced relatively rapidly by distinctively 'post-medieval' wares (Cumberpatch 2003). The widespread occurrence of purple glazed wares in the later medieval and post-medieval periods and the lack of cross-referencing between reports mean that the term, with its wide applicability derived from its ostensibly simple primary referent (the purple glaze), has been applied to disparate groups of pottery which a closer regional study would almost certainly split into a considerable number of specific ware types.
- 5.2.7 The Midlands Purple ware tradition can be said to encompass not only those wares widely described as such, but also parts of the Coarse Blackware group, poorly defined Purple Glazed wares and probably parts of the Brown Glazed Coarseware and Fineware groups (described below) in situations where the glaze has a colour which is closer to purple than to brown. The relationship to other types, notably Purple Glazed Humberwares and Coal Measures wares is less direct although it is suggested that they form part of the same tradition (Cumberpatch 2003).
- 5.2.8 For the present purpose the term Midlands Purple ware has been reserved for sherds with the distinctive hard, dense, semi-vitrified fabric with other sherds listed as Midlands Purple type ware. Broader variations have been accommodated through the use of the term Purple Glazed ware. There is little doubt that this variety reflects the activity of a number of potters producing popular and fashionable (even if utilitarian) wares in a variety of fabrics but at present we have little idea of who these potters were or where they were located, beyond those cited above in connection with the discussion of Blackwares and Coarse Blackwares.
- 5.2.9 In terms of dating, the Midlands Purple and Purple Glazed wares pose a number of problems, not only because of the high degree of variation within the class but also because of the lack of attention paid to medieval / early post-medieval utilitarian wares generally in the past.

- 5.2.10 In Lincoln Midlands Purple-type ware is first found (stratified) in small quantities in contexts dating to the mid to late 14th century (described as a 'light-firing Midlands Purple' ware) but is rare until the early to mid 16th century where after it persists until the early to mid 17th century (Young, Vince and Naylor 2005:225-227). It is of relevance to note that the authors comment that
- 5.2.11 Vessels with a fine, semi-vitrified fabric similar to Staffordshire-type wares of the 17th and 18th century, and previously referred to as Midland Purple types, have been recorded as a type of Blackware (2005:227).
- 5.2.12 In his account of excavations at Potovens near Wakefield Peter Brears has described Coarsewares, including cisterns and jars, as being contemporary with late Cistercian wares (1967:22, see also Fig 7) with production continuing into the 17th century. Recent excavations in Burslem (Staffordshire) where Coarsewares were associated with the manufacture of Cistercian wares have been dated to the late 15th to mid 16th century (Boothroyd and Courtney 2004:95). A broader overview of the situation in Staffordshire suggests that wares of Midlands Purple type were in production from the later 15th to the 18th century (Barker and Ford 1999).
- 5.2.13 In the light of this evidence, Coppack's dating of the type from Full Street in Derby to the early 13th century is unusually early (Coppack 1972:75) and it is suggested that this date may be in need of reconsideration, given the lack of comparable evidence for such an early date from other sites in the wider region.
- 5.2.14 Midlands Purple ware vessels from Trinity Walk included a cistern (context 9108) but other vessels were represented by undiagnostic rims, bases and body sherds. The varying date ranges proposed in the data tables are based on the character of the individual sherds and as such are intended to be indicative rather than definite.

Yellow ware

- 5.2.15 *Yellow wares* are characterised by a hard white fabric with thin hard glaze which rarely flakes away from the body. Vessels tend to be smaller hollow wares (bowls, often with handles and small to medium sized jars). Yellow wares appear to have been manufactured alongside Cistercian wares and Blackwares, although seemingly in smaller quantities and are contemporary with them (Moorhouse and Slowikowski 1992).
- 5.2.16 Moorhouse and Slowikowski have drawn a distinction between *Early Yellow wares* and *Yellow wares* (1992:95) with white slip under the glaze being a feature of the later wares. Unfortunately it is exceptionally difficult to distinguish between the two types when considering body sherds and, given the white clay body used for the vessels, detecting the white slip can be extremely difficult. Slip did not appear to be present on the sherds from the assemblage (other than in specific cases noted below), thus placing them amongst the earlier group, although this may be seen as slightly anomalous given the date range of the remainder of the assemblage.
- 5.2.17 Yellow wares were present in only small quantities (Contexts 4108 (*note problem with this context number*) **9257, 9274, 9114, 9126** and **9141**).

Sherds from two contexts, **9047** and **9223**, were of an unusual character and uncertain date. The sherd from context **9047** was from a small, thin-walled bowl. The form was not one typical of Yellow ware and it is suggested that the vessel may be of a slightly later date than the Yellow wares proper. The sherd from context **9223** had a pale orange body of a type more commonly associated with Redwares (see below) with white slip under the glaze giving the characteristic yellow colour.

Early modern wares

Brown Glazed Coarseware

- 5.2.18 Brown glazed utilitarian wares (pancheons, jars and cisterns) constitute a major part of pottery assemblages dating to the period between the 17th and early 20th centuries but remain the least investigated of any major class of domestic pottery within this period. For this reason, and in spite of clear differences in both the details of vessel form and fabric, it is exceptionally difficult to provide adequate date ranges for particular sub-types. The suggested range (normally 17th to later 19th and early 20th century) represents the maximum possible range and where more closely datable material (normally tablewares) can be identified, these are a more reliable indicator of the possible date of the group or assemblage.
- 5.2.19 Two groups of wares have been identified within the larger utilitarian ware group. The origin of the commonest, *Brown Glazed Coarsewares*, (BGCW) can be traced back to the 16th and early 17th centuries (Cumberpatch 2003, Watkins 1987:115) and similar wares remained in production throughout the 18th and 19th centuries and into the early years of the 20th century. The numbers of Brown Glazed Coarseware vessels excavated in South and West Yorkshire is vast and it seems that they must have fulfilled a variety of domestic functions. Production is poorly understood and documented but must have played a significant part in the economy of the region throughout the period of their use. They were certainly manufactured in small scale 'country potteries' until the mid 20th century, a form of organisation that dates back to the medieval period with the best known example being Isaac Button's Soil Hill Pottery (Anderson 1963-5) but were also made in larger scale potteries such as that excavated in Eleanor Street, Darnall (Cumberpatch 2007a) on an industrial scale.
- 5.2.20 The commonest vessel form is generally the pancheon, a narrow-based wide-mouthed bowl, typically glazed internally and these were the commonest type identified amongst the assemblage. Hollow wares were also present and included handled jars and at least one cistern (e.g. context 9078). Cisterns are commoner in 17th and early 18th century assemblages but seem to have continued in use into the 19th century in small quantities although by this time stoneware water coolers and cisterns were also in use. The handled and plain jars were distinguished by the internal and external glaze and a small number had distinctive lid-seated rims. Lids are generally rare and it may be that wooden lids were used in many cases. Handles tend to be of the lateral or lug type rather than the more familiar jug-type.
- 5.2.21 The date ranges ascribed to the Brown Glazed Coarsewares and set out in the data tables are based on the characteristics of the individual vessels. Unsurprisingly given the date range of the assemblage as a whole, the

Brown Glazed Coarseware component included a number of early examples which can be compared with the material from Bawtry (Cumberpatch 1996) and other sites but a programme of petrological and chemical analysis would be required to investigate the apparent similarities in the form and decoration of the individual vessels.

- 5.2.22 *Brown Glazed Finewares* (BGFW) form a distinctive group within the utilitarian ware tradition consisting mainly of smaller hollow wares (jars, jugs etc). There is some overlap with the Coarse Blackwares and later Purple Glazed wares although the Brown Glazed Finewares are generally characterised by their orange or brick-red fabrics and flakier brown glaze. They appear to be principally of 17th and 18th century to early 19th century date and seem to occur in mid to late 19th century contexts largely as a residual element. Definite dating evidence is not abundant, but evidence from Bradford (Cumberpatch 2007b) where datable clay pipe fragments were found associated with Brown Glazed Finewares does appear to confirm a 17th century date for this type. Relatively few vessels were identifiable to type although jars, handled vessels (probably jugs) and small jars were all present.

Yellow Glazed Coarseware

- 5.2.23 *Yellow Glazed Coarsewares* are distinguished from their brown glazed counterparts by a layer of white slip internally, overlying the generally softer pinkish, white or pale orange fabrics which are entirely different to the fabrics of the Early Yellow and Yellow wares described above. Under the clear glaze the slip appears to be yellow in colour and gives the wares their distinctive appearance and name. Pancheons and large bowls are the commonest form (and the range of vessel types is much more limited than is the case with the Yellow wares of both types) but the reason for the distinction between these and the brown glazed types is unclear. It is most probably related to vessel function and in this regard it may be significant that the yellow wares appear generally to be commoner on rural sites than on urban ones. As with the Brown Glazed Coarsewares, the dating of the Yellow Glazed wares is poorly understood and in particular the relationship with the Early Yellow wares and Yellow wares (described above) is unclear.
- 5.2.24 The Yellow Glazed Coarsewares were mainly pancheons and smaller open vessels (bowls) but there were also occasional hollow wares (context **9125** and possibly **4007**) and an unusual bottle from context **9126**.
- 5.2.25 In one case (context **4026**) a finer than normal version of Yellow Glazed Coarseware was identified. This was a deep bowl with an everted dished rim and has been classified as Yellow Glazed Fineware (YGFW).

Redware and Type 1 Slipware

- 5.2.26 *Redware* is characterised by its soft orange or pale red fabric and clear glaze, normally applied internally to dishes, bowls and pancheons. It originates in the later 16th and early 17th centuries and may owe something to imported Low Countries Redwares and northern European Slipwares, although a definite link between imported and indigenous wares has yet to be established conclusively. Manufacture continued during the earlier part of

the 18th century but appears to have ceased at sometime before the middle of the century.

- 5.2.27 The Redwares from Trinity Walk were entirely typical of the type in terms of both the range of fabrics and the range of vessel forms. A small number of sherds, classified as Redware type showed some variation from the typical types in terms of the fabric and/or finish but such variability within a class of primarily utilitarian vessels is not unexpected and details are given in the data tables.
- 5.2.28 *Slipware Type 1* is a variant of Redware which bears trailed white slip designs around the rim and on the interior of the vessel. Although the technique involves the use of slip, the differences in manufacturing technique between this type of slipware and the press-moulded slipware dishes (briefly described below although they were rare on the site) are sufficient to allow them to be treated as distinct variants on the basic slipware theme.
- 5.2.29 Brears has dated the use of slip decoration at Potovens to c.1650 (1967:9) and he seems to include both the trailed slipwares as well as the feathered and 'joggled' types of slip decoration in this, implying that the larger, heavier wheel-thrown Type 1 Slipwares were contemporary with the smaller, lighter press moulded Slipware dishes (which are discussed separately below). This is less evident from the evidence provided by sites including Pontefract Castle (demolished in 1649) where Type 1 Slipwares were considerably commoner than were the press moulded slipwares. Indeed, it seems that the only examples of press-moulded slipware dishes were from a context (Constable Tower context 028) in which post-demolition wares were present as an intrusive element (Cumberpatch 2002: 217).
- 5.2.30 Conversely, sites which have produced significant quantities of press moulded slipware dishes and bowls have tended to produce less Type 1 Slipware (including Sheffield Cathedral (Cumberpatch 2007c) and Scholes Lodge Farm (Cumberpatch 2007d). It is on this basis that the two types are considered to be earlier and later in date respectively probably with a short period, at present of undetermined duration, of overlap when both types were in production and use.
- 5.2.31 The Type 1 Slipwares from the site were entirely typical of the type with dishes and bowls the commonest type. One vessel (or a small number of very similar vessels) stood out as unusual. Sherds of what appeared to be a shallow sub-rectangular vessel were noted in contexts **9077**, **9112** and **4007** and were distinguished by the clear glaze and rather haphazard trailed white slip decoration. The form was similar to a 19th century stoneware loaf pot and entirely different to the typical Type 1 Slipware bowls and dishes. A provisional 19th century date has been attached to these sherds but this must be regarded as in need of verification.

Mottled ware

- 5.2.32 *Mottled wares* are defined by their glaze which is typically honey coloured and includes manganese or iron particles which give the finish a distinctive mottled appearance. Glazes may vary in colour from a very dark brown in which the mottling is almost invisible, to a very light, almost yellow-brown

colour with highly prominent mottling. On occasion there can be considerable variation in colour between the glaze on the interior and the exterior of the vessel. The fabric is typically a buff to pale cream colour, sometimes with fine quartz or black inclusions visible under a hand lense or with a microscope.

- 5.2.33 Mottled ware is a standard part of most 18th century pottery assemblages and, although Barker and Ford (1999) have no conclusive evidence for production in Staffordshire into the later 18th century, there is good evidence it was manufactured throughout the century in South Yorkshire (Cumberpatch 2004b: 13, Table 5, 2011). Production at the Sheffield Manor and Silkstone potteries dates to the early 18th century and later 18th century respectively. A Mottled type ware was probably manufactured at Barwick-in-Elmet near Leeds during the mid 18th century (Cumberpatch 2006).
- 5.2.34 Mottled wares form part of the vernacular tableware tradition which developed out of the post-medieval tradition at the end of the 17th century (Cumberpatch 2003). The commonest vessels are mugs and tankards although mottled plates were manufactured at Silkstone (Cumberpatch 2004b:8-9) and probably at Sheffield Manor. Production at Barwick-in-Elmet appears to have included a range of minor variants including wares with a layer of slip beneath the glaze (Cumberpatch 2006:20-1).
- 5.2.35 The commonest Mottled ware vessels found on consumer sites are small mugs and tankards and this was the case at Trinity Walk with bases and rims showing the typical rilled bands and small handles associated with this form. Light variations in the glaze and fabric have been described as Mottled ware type and may represent the products of as yet undiscovered potteries.
- 5.2.36 A small group of vessels with mottled glaze are of a larger size than the typical tablewares and these have been termed *Coarse Mottled ware*. These are larger vessels, similar in size to the Brown Glazed Finewares but which bear mottled brown or dark honey coloured glaze, similar to that on the smaller Mottled wares. Hollow wares form a major part of this generally poorly documented group but they are generally rare and were represented only in contexts **9112** and **9134**.

Late Blackware

- 5.2.37 *Late Blackware* represents an 18th century development (technical as well as typological) of the 17th century Blackwares (described above) and is distinguished by its hard, dense fabric, usually dark red in colour and the black glaze internally and externally. Typically hollow ware vessels (the commonest vessel type in this ware) have a small foot to the base and external glaze which ends above the foot, leaving an unglazed band on the lowest part of the body and the foot. This suggests that the vessels were dipped in glaze either before or after the interior had been glazed. The dark fabric with clear glaze gives a dark red to black surface and seems to have been judged as a desirable finish, to the extent that the lighter bodies Slip Coated wares (described below) were slipped before glazing in order to obtain a similar effect.
- 5.2.38 Complete Late Blackware vessels are rare, but the general impression gained from the bases and body sherds is that the typical form was a

globular vessel with a handle; these may have been small jars, jugs and porringers. This typical globular handled form was formerly known as a *meeas* (or *meace* or *mease*) pot and has been described by Kenworthy in his early (1928) account of the Midhope and Midhopestones pottery near Sheffield (Kenworthy 1928:88-93). Eighteenth century mugs and tankards tend to be straight-sided and so it is probably unlikely that these globular vessels were used for drinking. A possible indication of one of the uses of these vessels (as well as their relative values) is provided by Benjamin Franklin who wrote in his autobiography:

It was lucky for me that I had [a wife] as much dispos'd to industry and frugality as myself. ... We kept no idle servants, our table was plain and simple, our furniture of the cheapest. For instance, my breakfast was a long time bread and milk (no tea), and I ate it out of a twopenny earthen porringer, with a pewter spoon. But mark how luxury will enter families, and make a progress, in spite of principle: being call'd one morning to breakfast, I found it in a China bowl, with a spoon of silver! They had been bought for me without my knowledge by my wife, and had cost her the enormous sum of three-and-twenty shillings, for which she had no other excuse or apology to make, but that she thought her husband deserv'd a silver spoon and China bowl as well as any of his neighbors. This was the first appearance of plate and China in our house, which afterward, in a course of years, as our wealth increas'd, augmented gradually to several hundred pounds in value (Franklin 2005:51).

- 5.2.39 Late Blackwares are part of the larger group of vernacular tablewares which also included Mottled wares, various kinds of Slipware and Slip Coated ware (discussed below) and represents a continuation of the post-medieval traditions of eating and drinking which persisted throughout the 18th century, alongside the formal tablewares that come to dominate domestic pottery assemblages from the mid 18th century onwards and which represent an aspect of the Georgian Order which plays a major feature in accounts of changes in practices and habits in the 18th century (Cumberpatch 2003, 2011).
- 5.2.40 Late Blackwares appear to have been manufactured widely in Yorkshire (Cumberpatch 2004b:7, Appendix 1, 2011) but to date there is no reliable method of linking individual sherds or vessels with particular potteries as there have been no detailed comparative studies of either the fabrics or the vessel forms.
- 5.2.41 The Late Blackwares from Trinity Walk were typical of the type and included at least one porringer and a jug amongst other hollow wares including jars.
- 5.2.42 The Late Blackware type vessels from context **9104** and **4012** are worthy of note in that while they were classified as Late Blackwares they were somewhat larger than is typical for vessels of this type. The decision to class them as Late Blackwares rather than Brown Glazed Finewares was taken as the fabrics were of a hard, dense semi-vitrified dark red type rather than the softer, bright orange type that is typical of the Brown Glazed Finewares. In addition, while both types are commonly glaze internally and partially externally, these sherds showed evidence of glaze fuming, again more typical of Late Blackwares than Brown Glazed Finewares.

- 5.2.43 The Late Blackwares from context **4007** exhibited two distinct fabrics. As the type was produced at a number of independent potteries using locally procured clay this is unsurprising and would seem to suggest that the products of different potteries were competing in the urban marketplace.

Slip Coated ware

- 5.2.44 As mentioned above, *Slip Coated wares* are a variant of the Late Blackware group which are characterised by light-firing fabrics coated with a dark red slip in order to give them a dark finish after glazing. Forms are generally similar to those of the Late Blackwares. Slip Coated wares were not abundant in the Trinity Walk assemblage but were identified in contexts **2066, 9084, 9104, 9114** and **9120**.

Slipware

- 5.2.45 The term *Slipware* can in principal be used to describe a wide variety of slip decorated pottery but in the present context is limited to a small number of press-moulded dishes from contexts **9179** and **9114** with a slightly unusual variant from context **9204**. Slipwares were manufactured widely in South and West Yorkshire although production appears to have begun slightly later than it did in Staffordshire, as discussed above with reference to the Type 1 Slipwares above. The examples from Trinity Walk are, with the exception of the sherd from context **9204**, entirely typical of the type, the only unusual feature of the assemblage being their scarcity when compared to other sites of the same date in the region. As we lack any real understanding of the contexts of use of these wares (Cumberpatch 2011), the reasons for this are unknown.

Brown Salt Glazed Stoneware (BSGSW)

- 5.2.46 *Brown Salt Glazed Stonewares* are ubiquitous on 18th and 19th century sites throughout South and West Yorkshire (and more widely). The group as a whole can be divided into three sub-groups; tablewares (mugs and tankards), cooking/storage wares (stew pots, loaf pots, souse pots etc) and retail or transport vessels (bottles, flagons etc). Brown Salt Glazed Stoneware (along with other stonewares, discussed below) constituted a major part of the Trinity Walk assemblage and examples of all three categories were well represented.
- 5.2.47 Eighteenth century mugs and tankards, represented by sherds from contexts **9229, 9268** and **4072**, were the least numerous of the three groups and in terms of their domestic role and function should be considered alongside the Late Blackwares and Mottled wares discussed above.
- 5.2.48 More numerous were the kitchen wares and retail wares; flagons, bottles, bowls, dishes, stew and souse pots. The range of vessels was, generally speaking, unremarkable and parallels can be found on many sites and in collections (Askey 1998, Walter 1999). Specific items of note include a bottle base from context **4012** stamped:

Codnor Park Pottery / BURTON'S / Superior ware

- 5.2.49 Parallels published by Askey suggest a date between 1821 and 1861 for this vessel. A second bottle from context **9048** may also be a Derbyshire (Bourne) product although the stamp was only partially legible. Two bottle fragments, one with a partial (but uninformative) stamp may be of European origin (contexts **9104**, **9113**) although with the exception of the sherds of earlier Westerwald stoneware described below such imports were rare on the site generally.
- 5.2.50 A tubiform saucepan handle from context **4007** closely resembles examples published by Walter (1999; no figure or page numbers) from the important stoneware potteries in Chesterfield.
- 5.2.51 The majority of the kitchenwares were of standard type and included lid-seated vessels and hollow wares decorated with rouletted bands and stamped motifs, as detailed in the data tables. Individual items of note include the colanders from contexts **4060** and **9112**, a loaf pot from context **9104** and a small beaker from context **4007**.
- 5.2.52 One sherd worthy of particular note is the fragment of Westerwald stoneware from context **9332**. This German import with its characteristic blue-green finish and cobalt blue decoration was one of the few European imports to be identified on the site. It most probably dates from the later 17th or 18th century. A second sherd of possible German origin was present in context **9257** and other, later, imports have been noted above.

Tin Glazed Earthenware

- 5.2.53 *Tin Glazed Earthenware* was imported into Britain from the Netherlands (hence the popular name; Delftware) but was also made in London, Bristol, Liverpool, Glasgow, Norwich and Whitehaven. Production extended from the later 16th to the mid 18th century but to date it has rarely been possible to identify the origin of the sherds from sites in South and West Yorkshire as the type is difficult to identify to a place of origin without the survival of a substantial proportion of the painted design (or chemical analysis of the fabric) so it is generally impossible to say whether these vessels were of English or Dutch origin or were a mixture of the two. Tin Glazed Earthenware is of late 16th to early 18th century date (Gaimster 1994:296) and was developed in response to the demand for colourful tablewares which would be comparable, at least visually, to imported Chinese porcelain. Technically and practically the ware was inferior to both porcelain and to White Salt Glazed Stoneware and as a result it was quickly superseded by the latter during the first half of the 18th century. In spite of this it is a regular, if small, component of assemblages from Yorkshire and the north-east of England.
- 5.2.54 The examples from Trinity Walk were from plates and other flatwares (contexts **9078**, **9161**, **9179**, **9233**, **9104**, **9112**, **9303**, **4006** and **?4108**) with part of a Tin Glazed and hand painted wall tile from context **4045**.

Porcelain

- 5.2.55 The assemblage included a small quantity of *Porcelain* (to be distinguished from the Bone China described below). Small sherds were identified in contexts **9103**, **9104**, **4006** and **4027** and are described in the data tables. It

is unclear as to how many were of European as opposed to Chinese origin. Further work is required at the regional level before the true significance of the regular finds of Chinese and early European porcelain on sites in Yorkshire will become clear and the matter of the positive identification of Chinese imports remains to be resolved. Issues such as the curation of porcelain vessels, for example, have also yet to be tackled on a systematic basis.

White Salt Glazed Stoneware

- 5.2.56 *White Salt Glazed Stoneware* was the first ceramic body to challenge effectively the dominance of imported Chinese porcelain and to bring fine, hard whitewares within the financial reach of consumers of the middle and aspiring middle classes (Edwards and Hampson 2005). Developed in Staffordshire in the early 18th century, this ware was the most significant home produced refined ware between c.1720 and c.1780 (Barker and Ford 1999). It was produced at a number of potteries in the South Yorkshire, the most famous being Rockingham where production appears to have begun around 1769 and to have continued until at least 1775 (Cox and Cox 2001:31-33). It is also known to have been manufactured at the Rotherham Old Pottery and a vessel bearing John Platt's name and the date 1767 is held in the Victoria and Albert Museum (Lawrence 1974:122).
- 5.2.57 The date range shown in the tables (c.1720 – c.1780) reflects the known dates of production at Swinton and also makes allowance for possible later production elsewhere (Barker and Ford 1999).
- 5.2.58 Examples from Trinity Walk were recovered from contexts **4060**, **9233**, **9051**, **9104**, **9113**, **9246** and **9137** and although the quantity was small, represented plates, soup plates, a bowl, a cup/bowl and a mug or small jug. The sherd from context **4060** was additionally noteworthy because it was decorated with the 'scratch blue' technique.

Creamware

- 5.2.59 The general date range for *Creamware*, the first of the lead-glazed refined earthenwares, is generally taken as c.1740 – c.1820, based on the evidence from Staffordshire (Barker and Ford 1999). Production at the Swinton Pottery in South Yorkshire was underway by June 1770, the date of the first documentary reference to the ware at this pottery while the earliest marked piece dates to 1771 (Cox and Cox 2001:34). Creamware appears to have been a major element in the earlier phases of manufacture at the Don Pottery (established in 1801) where production continued until well into the 1820s (Griffin 2001:104) and at the Leeds Pottery from its establishment in 1770 (Griffin 2001, 2005). It was also manufactured widely at other potteries in South and West Yorkshire (Lawrence 1974). In Staffordshire it was in production from the mid-18th century, hence the early start-date (c.1740) indicated in the data tables. Barker and Ford have suggested that the popularity of the ware began to decline after c.1780 when transfer printed Pearlwares became popular, but the continuation of production at the Don Pottery into the 19th century suggests that such changes in fashion took place at different times and perhaps at different rates in different places throughout the country. In his discussion of the relative dating of Creamware at the Leeds pottery, Griffin has noted that creamware continued to be

made, alongside pearlware, well into the third decade of the nineteenth century (2005:193)

- 5.2.60 It should not, therefore, be assumed that the Creamwares from sites in South and West Yorkshire necessarily predate the Pearlwares, as production of the latter appears to have begun, at the Don Pottery at least, in the first decade of the 19th century (Griffin 2001:104).
- 5.2.61 Creamwares were present in significant quantities in the Trinity Walk assemblage, as listed in the data tables and a variety of tablewares were present including plates and other flatwares, jugs, bowls, pie dishes, cups/bowls, dishes and jars. The majority of the vessels were plain but decorated examples included slip banded hollow ware (context **4015**), a hand painted vessel (context **4007**), colour glazed wares (context **9134**) and banded ware (context **9104**).

Pearlware

- 5.2.62 A date range of c.1780 – c.1840 is generally ascribed to *Pearlware* on the basis of Barker's dating of the industry in Staffordshire with additional evidence available from potteries in South and West Yorkshire and most notably from the work of John Griffin (2001, 2005). It should be noted that Pearlwares are somewhat more difficult to identify precisely than are Creamwares or White Salt Glazed Stonewares. The chief characteristic, a blue-white tint to the glaze, obtained by including small quantities of cobalt and copper in the glaze (Barker and Ford 1999), is not one which is particularly distinctive as it can vary widely between potteries and over time. In connection with the Don Pottery, Griffin has noted that
- 5.2.63 Don Pearlware ranges from a very obvious addition of cobalt, one may at times be tempted to say 'over generous' to a glaze where it is hardly discernable at all (2001:104).
- 5.2.64 In addition to this, the later (mid to late 19th century) Whitewares occasionally appear to have been subject to slight 'bluing' as the colour from the transfer printed designs can leach into the surrounding glaze (an extreme and deliberate example of this is the use of 'Flow Blue' decoration, discussed below). In other cases, weathering and discolouration, sometimes enhanced by the crazing of the glaze, can discolour the sherds to the extent where it obscures the original finish (a factor affecting the Trinity Walk assemblage). Designs and motifs cannot, generally, be used to differentiate Pearlwares from Whitewares as the same designs were used on both types.
- 5.2.65 There seems to be a tendency amongst the sherds recovered from archaeological contexts for Pearlwares to be distinguished by finer manufacturing with sharply moulded and turned edges, particularly to the ring-foot bases and precise and well executed prints. This is not always the case however and as with the evidence of the vessel colour, considerable care needs to be exercised in defining sherds based upon this criterion.
- 5.2.66 Overall it may be said that the identification of Pearlwares from archaeological sites can be difficult and while a 'core group' are relatively straightforward, there are many examples which are highly ambiguous in nature. The change from Pearlwares to Whitewares was a far less obvious

transformation than that from Creamwares to Pearlwares and for this reason a rather broad date range has been ascribed to the Pearlwares and a number of sherds have been classified as ?Pearlware.

- 5.2.67 The first reference to transfer printed wares at Swinton (later the Rockingham pottery) dates to 14th July 1788 and early printed wares from the pottery appear to have been in both black and blue (Cox and Cox 2001:70-2). Production of Pearlwares continued after the pottery was taken over by the Brameld family in 1806 with transfer printed patterns in blue, brown and black.
- 5.2.68 After 1820 a wider range of printed designs were manufactured and individual pieces continue to be described as Pearlware by Cox and Cox up until c.1830, although production of transfer printed wares continued up until the closure of the pottery in 1842, presumably with a progressive whitening of the glaze, as seen elsewhere.
- 5.2.69 Production of Pearlwares began at the Don Pottery 1801 and continued until the first closure of the pottery in 1834. Marked sherds are relatively common and the distinctive Italian Scenes borders design occurs regularly on sites in South and West Yorkshire.
- 5.2.70 Pearlwares were an important product of the Leeds Pottery and while the exact date of their introduction is not known it is unlikely that the partners would have been unaware of the demand for such wares from their customers and they would certainly have reacted so as to meet this demand (Griffin 2005:191-2). In the majority of cases a positive attribution to a manufacturer is impossible and there were a number of other potteries in the Leeds – Castleford area which could also have been the source of the Trinity Walk examples (Lawrence 1974).
- 5.2.71 Plain, hand-painted and transfer printed (TP) Pearlwares were present in the Trinity Walk assemblage and the range of vessel types was, generally speaking, both unremarkable and reflective of the range of types available to consumers; plates, cups or bowls, jugs, pie dishes and jars were all represented amongst the assemblage. Hand-painted designs included Chinese landscapes (contexts **4015**, **9078**) and floral motifs (context **4027**) while transfer printed designs included Willow and a number of unidentifiable Chinese style landscapes (the fragmentation of the assemblage often precluded positive identification of the design) and geometric and/or floral borders.
- 5.2.72 *Edged wares* form a distinctive group within the wider Pearlware category. The distinctive characteristic of this group of wares is the moulded 'grass' pattern edge emphasised with blue or, less commonly, green paint. Barker and Ford (1999) have suggested that the type, which was easy and cheap to manufacture, was popular from c.1810 to the early 1830s. Brooks (2005:41) has subdivided the designs more precisely and has extended the date range up to c.1857 and it is his classification that has guided the identification presented in the data tables with a number of the plain (without moulding) edges clearly belonging to the mid to late 19th century rather than the early period.

- 5.2.73 Edged ware was manufactured widely in South and West Yorkshire and elsewhere but, as individual vessels are rarely marked, is virtually impossible to ascribe particular examples to specific potteries.
- 5.2.74 In addition to the major categories described above a number of wares were represented by only small numbers of sherds. These included *Black Basalt ware* (contexts **9071** and **9104**) and *Fine Redware* (context **9077**), the latter an unsatisfactory name for red bodied refined earthenware often decorated with engine-turned designs.

Recent pottery

- 5.2.75 Recent pottery (c.1840 – early 20th century) formed a significant part of the assemblage. Tablewares dominated the group with smaller quantities of other types, including electrical components and decorative items. Some of the Brown Glazed Coarsewares, Yellow Glazed Coarsewares and a substantial proportion of the Brown Salt Glazed Stonewares are of recent date but descriptions have been included in previous sections and need not be repeated here. Other types are dealt with below.

Bone china

- 5.2.76 *Bone china* is a type of soft paste porcelain which became the standard type of Staffordshire body by c.1810 (Barker and Ford 1999). It consisted of china clay, china stone and up to 50% calcined bone and was normally lead glazed. The result was a distinctive very white body with a 'crystalline' appearance in cross-section. Bone china was in widespread production by 1810 and a variety of decorative techniques were employed including transfer printing, sprigging and overglaze painting. Bone china was common in the later contexts on the site, notably in context **9104** and represented a wide range of tablewares including cups, saucers, dishes, bowls, plates as well as slightly more unusual items such as gravy boats. Equally diverse were the decorative techniques which included blue sprigged vine leaf motifs, transfer printed designs (notably Two Temples and Fibre or Sea Grass) and overglaze painting. Details of individual examples are summarised in the data tables.

Whiteware and transfer printed Whiteware

- 5.2.77 *Whiteware* was the standard tableware from the mid 19th century onwards. Underglaze transfer printed wares were the commonest type of decorated ware throughout the later 19th and into the early 20th centuries after which the development of lithographic printing and overglaze transfer techniques made a much wider range of colour and decoration possible. Plain white wares, including ironstone and the late White Granite wares (represented in context **9104**) also form part of the whiteware group, alongside a variety of other decorated refined earthenwares which are briefly described below.
- 5.2.78 The whitewares from Trinity Walk included both plain wares and transfer printed wares and the range of vessel types included mugs, plates and hollow wares. The plain whitewares are described in the data tables and included a standard range of tablewares and kitchenwares. The transfer printed Whitewares included a range of the commoner designs including Willow, Albion, Wild Rose, Two Temples, Asiatic Pheasants, Fibre/Sea

Grass and Hawking. Context **4006** produced two sherds bearing the distinctive Gem pattern used by the Barker's at the Don Pottery between 1839 and 1893. Other designs, represented by fragments too small to permit definite identification included Chinese landscapes, gothic ruins and romantic scenery as well as stylised floral and geometric patterns typical of later 19th century wares.

- 5.2.79 One pattern was of particular note. This was represented on five sherds, probably from two vessels in context **9047**. The ring foot base of a large bowl bore the pattern name 'Hawking'. Coysh and Henrywood (1997:172) attribute the pattern to two Scottish manufacturers, J & M.P. Bell and Robert Heron. Godden (1991: 66, 322) dates J & M.P. Bell of the Glasgow Pottery to between 1842 and 1928 and Robert Heron (of the Fife or Gallatown Pottery) to between c.1850 and c.1929. As no initials survive on the printed mark it isn't possible to attribute the sherds to either manufacturer specifically.
- 5.2.80 Several other maker's marks were also noted. The assemblage from context 9048 included the rim of a plate bearing the popular Albion pattern with part of a mark on the underside. The maker's name was missing but the style of the mark suggests that it relates to the Mexborough Rock Pottery (1844 – 1870), as discussed by Lawrence (1974; 252; Fig 131).
- 5.2.81 The marked base of a plate bearing the Willow pattern from context **4007** bore a printed mark similar to that used at the Swillington Bridge Pottery but it was accompanied by an unusual impressed mark in the form of a classical style urn with a looped handle (**Plate 24**).
- 5.2.82 Other marked pieces, noted in the data tables carried partial marks that could not be attributed to specific potteries (**Plates 25 and 26**).
- 5.2.83 A number of sherds carried partial texts although in no case were these complete. A black printed mug rim from context **9104** bore the words:
- 'A Prese ... / My Dear ...'
- 5.2.84 The group from context 9225 carried the text :
- '... MILL, THE HOUSE / THE MILLER / ... UT WHERE IS HIS DONKEY'
- 5.2.85 This was probably a child's cup and the text presumably belongs to a picture on the opposite side which incorporated a puzzle or visual pun.
- 5.2.86 Two vessels from context **9137**, fill of well **9136**, are also worthy of note. The first carried a scene of people playing football with a marquee and spectators in the background (**Plate 22**). Where this was a generic scene or was made to commemorate a specific football match is unclear. The second vessel, probably a mug, carried a Christmas scene with ivy leaves and bells and featuring a fox carrying off a duck or small goose with the words 'A Merry Christmas' below the rim (**Plate 23**). An additional sherd, probably from this vessel was identified in context **9203**, also a fill of well **9136**.
- 5.2.87 In addition to the plain and transfer printed wares, a wide range of other decorated whitewares were also present in the assemblage. These included

Blue Banded and other *Banded wares*, *Lustre ware*, *Sponged ware*, *Sponge Printed ware*, *Colour Glazed ware* and *Jackfield (or Jet) ware*. All of these wares share the characteristic of being cheap, functional domestic wares. Sponge decoration and slipped or painted banded decoration were both easy and cheap to apply while *Colour Glazed wares*, particularly the shiny brown 'Rockingham' style teapots, soon became popular at all levels in the market and were also cheap to produce in large quantities. Details of the occurrence and characteristics of the individual vessels are given in the data tables.

Cane Coloured wares, Slip Banded Cane Coloured wares and Mocha ware

- 5.2.88 *Cane Coloured ware* is present on sites throughout South and West Yorkshire (and more widely) in both slip banded and plain varieties. The name 'Cane Coloured ware' has been preferred to 'Yellow ware' (as used by Barker and Ford, 1999) to avoid confusion with 16th and 17th century Yellow wares and the later Yellow Glazed Coarsewares. Contemporary 19th century names included yellow ware, yellow cane ware and Derbyshire ironstone cane ware. Although often associated with Sharpe's pottery at Swadlincote and with other Derbyshire potteries, Cane Coloured and related wares were also made more widely with production known from both Staffordshire and in the Don Valley where excavations have produced numerous examples of wares manufactured locally (e.g. Griffin 2001:212, Plate 300). It should not, therefore, be thought of as a regionally restricted ware in any sense. A wide variety of vessels were produced in Cane Coloured bodies including both tablewares and kitchenwares, notably pie dishes. The later sometimes carried impressed marks on the underside, an example being the pie dish base from context **9126** stamped 'FIREPROOF'. Together with the stoneware cooking and baking wares, such vessels reflect the widespread adoption of the coal-fired domestic cooking range during the 19th century.
- 5.2.89 The slip decorated Cane Coloured sherds have been listed in the tables as *Slip Banded CC wares* in order to distinguish them from slip banded Whitewares and plain Cane Coloured wares. Decorative motifs consisted of a variety of combinations of white, blue lines green lines and bands in various widths. It is unclear whether there were regular patterns or sequences of lines repeated on different vessels. One slightly unusual decorated vessel is the base of a mug or jug from context **9141** with white sprigged classical figures forming a frieze around the lower part of the vessel.
- 5.2.90 Vessel types included pie dishes, mugs, jugs and other hollow wares, not all of them identifiable. Details are given in the data tables.
- 5.2.91 *Mocha ware* forms a particularly distinctive part of the banded ware group. Mocha decoration, created by introducing a drop of a weak acidic solution onto a band of wet slip, resulting in a fine feather-like pattern, is particularly common on cane coloured bodies, but does also occur on whitewares (e.g. Griffin 2001:212, Plate 300). The technique flourished between c.1795 and c.1895 (Barker and Ford 1999) and has recently been revived. As with the Cane Coloured wares, there has been a tendency to link the technique with the Derbyshire potteries, but it was certainly far more widespread as the

evidence from the Don and Top Potteries in South Yorkshire has demonstrated.

Stoneware

- 5.2.92 In addition to the Brown Salt Glazed Stonewares discussed above, the assemblage included a quantity of other types of *Stoneware* notably glazed bottles and flagons but including a range of jars, bowls and a loaf pot (context **9047**). These are listed in the data tables with brief descriptions. Of particular note were three largely complete flagons from context **9206**, two of which bore the names of brewing companies, Brooks and Gill of Castleford and Chas Knowles of Dewsbury. All three flagons were gray with iron-wash bands on the shoulder and upper body. Both the marked vessels also carried the words 'Please return when empty'. Further research using local street directories will be necessary to determine the dates at which these companies were in operation.
- 5.2.93 The assemblage from context **9260** included fragments of flagons with incomplete texts. One both the two numbers, probably the first in a longer sequence; '60...' while the second carried partial words:

'... NANDES & Co / ...IT MERCHA...' / '04'

- 5.2.94 The first words are clearly the name of a retailer while the second almost certainly form part of the phrase 'Wine and Spirit retailer'.
- 5.2.95 Context **9104** included an unusual stoneware object, possibly a bung or stopper with the wider, flanged end perforated.

Unglazed Red Earthenware

- 5.2.96 The majority of *Unglazed Red Earthenware* vessels were flowerpots and many of the sherds which were not immediately identifiable as flowerpots were most probably either undiagnostic body sherds or parts of other types of horticultural wares of which a wide variety were manufactured throughout the later 18th and 19th centuries. A small number of individual vessels were of particular note. A large knife-trimmed rim from **4007** and a similar sherd from context **9104** appeared to be from a large planter or tub (**Plate 27**). A shallow dish from context **9104** was decorated with a relief moulded floral frieze.

Other types

- 5.2.97 A small number of other types of pottery were identified, represented by only a few sherds in many cases probably derived from only one or two vessels. Sherds of *White Stoneware* from context **9104** were decorated with a relief moulded pattern (probably leaves and flowers) on a stippled background. Such bodies commonly belonged to tea and coffee pots of later 19th century date. The assemblage from context **9126** included fragments of a figurine of unidentified character.

The pottery assemblage

5.2.98 The assemblage is discussed in this section according to the stratigraphic phasing supplied to the author after the completion of the catalogue which constitutes **Tables 2 and 3**. There are definite discrepancies between the stratigraphic phasing and the character of the pottery assemblage and alternative phasing based upon the pottery assemblage alone could be made. However even this does not correspond with the dating of other material from the same contexts. No definite conclusions have therefore been reached as to the date ranges represented by the individual phases.

Phase 2

5.2.99 Contexts assigned to Phase 2 from the evaluation produced mixed assemblages with a date range within the 18th to early 19th centuries but which also included later and earlier material.

5.2.100 Phase 2 material from the mitigation was considerably more complex and included a larger number of contexts with much larger pottery assemblages. A number were distinctive in that they consisted of post medieval (contexts **9108, 9088, 9274, 9223**), mixed post-medieval to early modern (context **9089, 9090, 9297, 9233**) or early modern material (context **9204**) material. In some cases these contexts also included residual medieval material, as listed in the data tables. Other contexts (**9047, 9054, 9075 and 9077**) included substantial quantities of later 18th and 19th century material. It is difficult to reconcile these groups of contexts within a single phase.

Phase 3a

5.2.101 Phase 3a was represented by a small number of contexts from the mitigation work and these contained only small quantities of pottery (contexts **9084, 9119, 9206, 9235 and 9239**). While it is difficult to draw definite conclusions on the basis of such a small body of data there are indications that the group is split in a similar way to that outlined in the case of Phase 2, above. The assemblages from contexts **9084, 9119 and 9239** are composed of sherds no later than the 18th century in date while that from **9206** is clearly much later (mid 19th to early 20th century). The context includes three virtually complete flagons.

Phase 3b

5.2.102 Phase 3b included a substantial proportion of the assemblage from the whole site including as it does some very large assemblages (contexts **4006, 9071, 9104, 9112, 9113, 9125, 9126 and 9231**). These assemblages were characterised by the fact that they appear to date to the mid to late 19th century and to include quantities of residual material alongside the later pottery. In some ways they resemble deposits identified in Sheffield and characterised as the results of the deliberate dumping of mixed material as hard core or levelling material although with the difference that they contain rather less of the vernacular tablewares than is typical of the Sheffield sites. In connection with this it may be worth noting that the Albion pattern plate from context **9126** was considerably more crazed and discoloured than other transfer printed Whitewares suggesting that it had been exposed to weathering agents for a somewhat longer period. There are a number of

possible explanations for this but it is one of the characteristics associated with dumped assemblages.

- 5.2.103 It might be possible to argue that context **4066** was of an earlier date than the remainder of the contexts assigned to this phase but the quantity of pottery was so small that it would be hazardous to do so without corroborative evidence.
- 5.2.104 The assemblage from context **4015** had suffered badly from post-packing breakage and this particularly affected the Creamware and Pearlware vessels. A cross-context join linked context **4105** with the unphased context 4026, suggesting that the latter context might belong to this phase.
- 5.2.105 The majority of mitigation contexts were of mixed character but a few showed some evidence of being of an earlier date than the large mixed contexts. These are contexts **9051, 9114, 9120, 9129, 9232** and possibly **9124**. A date in the 18th century would seem to be more appropriate for these contexts than a date in the mid to late 19th century which is appropriate for the remainder of the contexts although in some cases the numbers of sherds were very low which makes a definite decision on the date range difficult to substantiate.
- 5.2.106 The remainder of the contexts were characterised by the co-occurrence of material which included later 17th and 18th century elements (and even occasional sherds of medieval pottery such as the Gritty ware sherd from context **9104**) alongside material that was clearly of mid to late 19th century date. It is considerably easier to conceive of situations in which earlier material became incorporated into later deposits than it is to account for the intrusion of massive quantities of later material into 18th century deposits.
- 5.2.107 A three-way cross-context join, the stamped base of a Colour Glazed ware pie dish linked contexts **9126, 9133** and **9134**, all contexts within the 'late' group which would appear to suggest a close relationship between these contexts.

Phase 4a

- 5.2.108 Phase 4a was identified only in the mitigation contexts. Most of the contexts were of mixed character and included mid to late 19th century or later wares alongside small quantities of residual earlier types. Only in context **9103** was the pottery more or less homogenous in character and indicative of an 18th or very early 19th century date. This having been noted, it should be realised that all of the context groups were small and random factors will therefore have had a greater effect on their composition than would be the case with larger assemblages.

Phase 4b

- 5.2.109 Phase 4b represented the final phase of activity on the site as indicated by the pottery assemblages. In common with Phase 3b a number of these were of substantial size.
- 5.2.110 The evaluation assemblages were of a more homogenous character than those described in earlier phases. Contexts **4007, 4012, 4013** and **4027**

were all dominated by mid to late 19th century wares with small quantities of residual material. Context 4016 might be slightly earlier but as it included just three sherds of utilitarian wares it could as easily belong with the main group as be considered anomalous

- 5.2.111 The majority of mitigation contexts (**9018, 9048, 9137, 9143, 9156, 9225 and 9260**) contained pottery assemblages which were predominantly composed of mid to late 19th or possibly early 20th century pottery with small quantities of earlier residual types amongst them. In only one case, context 9050 was the pottery anomalously early. This group was small, consisting of only three sherds, one of them unidentifiable. It is quite possible that all of this material was residual, but given the evidence cited above for distinctions within the phases it has to be noted as a possible anomaly.

Unphased contexts

- 5.2.112 A number of contexts were not assigned to a specific phase and are listed in the data tables after the phased contexts. Briefly summarised, the unphased contexts reflect the pattern seen with the phased contexts in that they split between those dating to the mid to late 19th century with small quantities of residual material and those containing only post-medieval and/or early modern material. As noted above, in some cases the numbers of sherds in the latter group were very small and in view of this some caution should be exercised in interpreting them.

Discussion

- 5.2.113 The problems noted above in respect of the inconsistencies between the phasing of the site based on the stratigraphic record and the pottery dates, it is difficult to draw any useful conclusions from the pottery assemblage with reference to the character of the site itself. On its own terms, the pottery assemblage is of considerable interest in that it represents activity between the post-medieval and recent periods and as such may well make a useful contribution to any synthesis of recent work in Wakefield which draws on the evidence of the several recent excavations in the city. Issues including the supply and marketing of pottery and changing attitudes to material culture, recently addressed in studies of individual households (e.g. Vickery 1998, 2009), might well be complemented by thorough studies of artefactual assemblages from sites such as those recently excavated in Wakefield.

Curation, retention and archiving

- 5.2.114 The assemblage is one of several excavated in Wakefield in recent years. To date there has been no opportunity to consider these sites in relation to each other or to undertake any form of synthesis which draws on the results. As a consequence work on the assemblages cannot be said to be complete as it is quite possible that issues will arise which require a return to the original artefactual archive in order to address particular problems and extract specific kinds of data for comparative purposes. This archive should therefore be retained in its entirety and stored in a publically accessible institution where it can be examined and re-interrogated by future researchers. The sherds are dry and marked and, so long as it is kept in dry, weatherproof conditions, no special precautions need be taken to ensure its survival.

5.3 Glass

- 5.3.1 The excavations produced a significant quantity of glass from 60 contexts (**Table 6**). Much of the glass was too fragmentary to identify or date, but a certain amount was identifiable, and of this a proportion was dateable. Bottle and drinking glasses were both represented, as well as window glass fragments in several contexts. In total, around 600 pieces of glass were excavated, which represented up to 206 recognisably distinct artefacts, as well as 135 fragments of window glass.
- 5.3.2 The glass was not analysed by weight, due to the distorting effect of the very thick bottle bases. Instead, they have been catalogued in the database as recognisably distinct types of artefact, unless fragments from the same artefact occurred in two different contexts, in which case two entries were made. Each entry has a catalogue number made of the context number and a letter (e.g. 9039a) and are referred to by this number throughout.
- 5.3.3 Dates were estimated using the dating guides from the Society for Historical Archaeology's "Historic Glass Bottle Identification & Information Website" (Lindsey 2011).

Alcohol bottles

- 5.3.4 The majority of the glass fragments came from bottle glass, mostly dated from the mid 19th to early 20th century. The incomplete nature of most of the material made very specific identification of bottle function and date difficult, as several features are required from the same bottle to determine these. Utility bottles without proprietary embossing were manufactured for a number of products which are also challenging to identify without the survival of labels. In addition, bottles may well have had a long use life and have been refilled with different contents numerous times before their final discard. Despite this, some particularly distinctive shapes and production techniques could be recognised, and some dates estimated from this.
- 5.3.5 Fifty-one of the bottles (143 fragments) found on the site were likely to have been produced for alcohol, namely wine, champagne, ale and spirits, (or possibly for soft sodas). These bottles all had relatively large capacity, a continuing fashion for high kicked up bases, and certain styles of neck and finish (Lindsey 2011: Bottle Typing (Typology) & Diagnostic Shapes). Bottles for carbonated beverages; beer, champagne and soda, are recognisable due to the need for particularly thick walls, although when fragmented are less easy to distinguish from each other.
- 5.3.6 The earliest bottle glass came from contexts **4012** in the form of a dark brown "mallet" style spirit bottle, which were produced from the first quarter of the 18th century. Other 18th century styles of thick-walled, heavy-based beer and wine bottles ("squatty") were also found in contexts **9141, 9112 / 9013, 9126, 9232, 4027 and 4007**, in dark olive green, dark brown or black glass (**Plate 29**). Fragments from contexts **9039, 9104 and 9141** have been identified as a late 18th century mid-olive green "Chestnut" style wine flask. The above bottles were mostly dated by the cross section of kick ups (Jones 1971:70). Given the thickness of the glass, the strong shape and enduring popularity of these bottle shapes, it's likely that they were in circulation for a time after their manufacture.

- 5.3.7 All these bottles were “free-blown”, that is, blown by mouth without the aid of a mould. This is identifiable from the lack of mould seams, asymmetry of the form, and certain sagging of the bottle walls at the heel.
- 5.3.8 Free-blowing continued to be a significant technique for making alcohol containers used at Trinity Walk into the 19th century; eight wine, spirit and beer bottles, dated across the century, were manufactured using free-blowing techniques. Two alcohol bottles from the mid-19th century do have recognisable mould seams and were made using a hinged mould.
- 5.3.9 One particularly notable bottle, from **9066e**, was a mid green bottle with the paper product label, “TONIC WINE / Buckfast Abbey, Devon” still preserved. This product first appeared on the market in 1890, but the bottle was machine made and probably dates from around 1940 (**Plate 30**).

Medicinal and prescription bottles

- 5.3.10 Mould forming seems to be a far more common technique for the second largest group of bottle types (41 bottles), that of medicinal and prescription bottles. The majority of these were formed using “cup-bottom” moulds, with a few made using a “post-bottom” or “hinge” mould. There were also three free-blown small cylindrical syrup bottles (**9104, 4007, 9048**).
- 5.3.11 The specific products or manufacturer of these bottles were not identifiable as none bore recognisable proprietary embossing or surviving labels, and therefore their intended function as medical bottles has been estimated from their size, colour and shape. All three criteria have been noted for being highly varied (Lindsey 2011), and examples from this excavation included square based, rectangular, bevelled, round, oval and polygonal based bottles and tablet jars, and would have contained a variety of medicinal or chemists products.
- 5.3.12 A light green rectangular bottle with slightly convex side panels (a “Hopkins Square”) was recovered in fragments from several contexts (**9047, 9126 and 9104**). The shape was one commonly used for bitters or tonics (Fike 1987:15).
- 5.3.13 It is particularly notable here as its hemispherical kicked up base is embossed with a Registration “Diamond” Mark. These marks were used by the London Patent Office between 1842 and 1883 to mark the registration of the patent for particular designs of glass, ceramic or metal objects (Fisher 1970: 68). The Diamond Mark for this particular bottle (III / R / Rd / 11 / 7) dates the registration of the patent to the August 11th, 1845, giving the earliest possible manufacturing date for this artefact, which was hand-blown in a cup-bottom mould (**Plate 31**).

Soda bottles

- 5.3.14 Soda and mineral water bottles are the last major category of bottle present in the Trinity Walk material (13 bottles, 34 fragments). Soda water or ginger ale bottles were commonly made with rounded (**9039**) or “torpedo” bases (**9048**) to prevent the bottle from being stored upright and the cork drying out. The most distinctive soda form is the “Codd” bottle, named after the inventor of a revolutionary style of bottle closure, this particular style being

patented in 1873 (Lindsey 2011). The pressure of the carbonated liquid, soda, forced the loose marble inside against a rubber washer, forming a tight seal. These bottle types were produced in large numbers and became a standard form across Europe and America (**Plate 32**).

- 5.3.15 One additional interesting feature of the soda bottles is that almost all examples display embossing. Embossing was designed to carry information about one or more of the manufacturer, the distributor, or the bottle's contents. While embossing has been noted on some of the glasses in other categories, their fragmentary nature made all unrecognisable beyond a couple of letters or a symbol. The embossing on the Trinity Walk soda bottles seems to have remained more intact however, with "Wakefield" being readable on six bottles.
- 5.3.16 Three company names and logos are also recognisable. A rather fragmentary bottle (9137) has the embossed text "J...KI.../M...WAK..."; a bottle manufactured by the John Kilner and Sons glassworks, a new expansion established near Thornhill Lees in 1844 which was operational until 1921 (Turner 1925:2). Interestingly, a ten year old John. A. Kilner, one of the sons of the glassworks owner, was enrolled the Elizabethan Grammar School adjacent to the Trinity Walk site in 1886 (Peacock 1892:245).
- 5.3.17 Less is known about Francis Lindsay, whose name and logo appear on two identical Codd bottles (**9066a** and **9066b**). These are embossed in an oval pattern with the text "F.LINDSAY / WAKEFIELD" surrounding a logo of an entwined "L" and "F" (**Plate 33**). Both bottles are remarkably complete. Francis Lindsay is recorded in the Sandal Magna "White's Directory of professions and trades" in 1887 as a "Brewer's traveller" (Hinson 2011), and was still in the same trade in 1901 as a beer and mineral water retailer.
- 5.3.18 Similarly, "E.P. Shaw & Co Ltd" (**9137**) were a mineral water producer, rather than a bottle manufacturer, based at the Market Place in Wakefield. The business was established by 1871 and again, was still operating in 1901 (Wakefield Libraries and Information Service: 2005; Wakefield Metropolitan District Council 2006) (**Plate 34**).

Food

- 5.3.19 A few food storage vessels were represented, including six large open-mouth food jars (**9066**, **9268**, **9126**, **9104** and **9048**) and two narrow necked bottles for sauce or oil (**9137** and **4065**) (**Plate 35**). The dateable artefacts came from the end of the 19th – early 20th centuries, and 9066d and 9126m were manufactured using an automatic or semi-automatic machine, which were in use at nearby Castleford from 1887 (Miller and Sullivan 1991:106).

Tableware and Vessel glass

- 5.3.20 Eight drinking glasses were identified within the assemblage. Four were mould-formed lead glass either plain solid beakers (**4027**, **9178**), or beakers with oval faceting on the lower edge (**9137**, **4027** and **4027**) (**Plate 36**). A similar, oval faceted fragment was discovered in context 9137, but as there was no indication of a wall protruding from the flat, lobed base, it was concluded that this piece most probably came from a raised plate or pedestal dish, such as a cake stand. The glasses from **4027** have all been

dated between 1880 -1920 due to the faint “amethystine” tint to the glass, caused by the use of manganese dioxide as a decolourant (Lindsey 2011).

- 5.3.21 In addition, there were fragments of four earlier glasses, including an inverted baluster stem from a late 17th century or early 18th century soda-glass goblet. This artefact was manufactured before the new lead- or flint glass and the accompanying chunky English goblet style came to dominate the market at the turn of the 18th century.
- 5.3.22 Context **9137** contained fragments from a powder blue opaque dish decorated with bronze painted fern and heart designs; probably an early-mid 20th century table decoration such as a sugar dish.

Miscellaneous

- 5.3.23 Three inkwells were excavated from contexts **9047**, **9039** and **9104**. Unfortunately they were not diagnostic for dating and were mouth-blown in a simple mould.
- 5.3.24 A number of miscellaneous other bottles excavated could not be positively identified but are worth some discussion. Three have been categorised as either scent bottles or atomisers, or spirit decanters. Three (**9104** and **9125**, **9104** and **9104**) were all decorated with moulded ‘imitation cut’ faceting and waffle-patterned bases. The artefact found at **4027**, **9112**; **9013** and **9104** is also probably a scent bottle, but was likely to have been machine manufactured. Due to the amethystine tinting again, the former three bottles have been dated between 1880 – 1920.
- 5.3.25 The last bottle to be mentioned is SF16 (**9229**). This is a miniature cuboid bottle (base: 12mmx12mm) with a missing neck and finish. This small bottle could not be positively identified, but is hypothesised as either a small scent bottle or travel inkwell (**Plate 37**)

Window glass

- 5.3.26 Around half of the contexts containing glass contained fragments of window glass. Flat glass is notoriously difficult to date, but glass from several different periods has been identified. The earliest pieces of flat glass are medieval, dated by the thickness of the glass and type of surface decay. 9104 had one thickened “fire-rounded” edge, likely a piece cut off and discarded during the manufacturing process of the flat window. One piece from context 9108 also had some fragmentary brown lead paint, indicating it was originally part of a decorated window.
- 5.3.27 The vast majority of the flat glass, however, is thinner, with very faint patination and of light aqua or clear colour; all indications of cylinder produced glass from the 19th and early 20th centuries. Various researchers have identified that window glass increased in thickness throughout the 19th century, and techniques have been developed to use the thickness of glass to date it, with some success (see Weiland 2009). Although originally designed for identifying the construction date of buildings between 1810 and 1920 from their glass, Moir’s regression formula (Moir 1982, cit. Weiland 2009:37) has been used to obtain more detailed probable dates for individual fragments of cylinder glass.

- 5.3.28 The dates were all rounded to the nearest decade to take into account the error margin in the formula, but still should be taken as a guideline rather than definitive production date for each piece.
- 5.3.29 The results indicate that window glass excavated from the site was manufactured throughout the 19th century. This probably serves to show that the glass deposited at the site came from numerous building sources in the area, as well as from the building of the extension of the school buildings in the 1890s and its demolition in 1970.
- 5.3.30 Glass produced after 1920 included two pieces of thick cylinder glass (**9075**, **9125**), and nine fragments of “float glass” (post 1950). In addition, several fragments of very thick plate glass were found (**9018**, **9056**), which were most likely modern shop glass or from another source such as furniture.

Conclusion

- 5.3.31 The assemblage from the excavations consists of bottle, vessel and window glass from a number of common styles. From those fragments which could be identified stylistically or through the manufacturing technology, the earliest pieces date from the late 17th century, although the vast majority of the glass dates across the 19th century, the period of the school extension over the area.
- 5.3.32 There are also a few modern fragments which occurred in a number of contexts, and this is part of a general trend for the contexts to contain a material from quite a wide date range.
- 5.3.33 Some pieces can also positively identified as originating from the local area, particularly soda water bottles.

5.4 Clay tobacco pipe

Introduction and recording methods

- 5.4.1 A total of 407 fragments of clay tobacco pipe was recorded from the evaluation and mitigation (**Table 7**). When joining fragments are taken into account, this number reduces to 393. All the pipes came from stratified contexts. The pipes range in date from mid 17th to late 19th/early 20th century.
- 5.4.2 The pipe fragments have been catalogued, grouping joining fragments, and plain stems, by context. The definition of bowl types has followed White for those pre-dating c. 1800 (2004, figs. 6.1-8), as well as Oswald (1975) and Atkinson and Oswald (1969) for more regional and later types; the latter are coded here as O or AO forms. Makers’ marks and decoration (technique and motif) were recorded, as well as aspects of bowl manufacture and finish, the presence of milling, again following White (2004, appendix 3). Date ranges have been assigned where possible, although for plain stems this has necessarily been on a broad basis. Stem bore measurements have not been recorded.

The assemblage

- 5.4.3 The breakdown of the clay pipe assemblage into parts (stem, bowl, mouthpiece) is given in **Table 8**, from which it is apparent that the overwhelming majority of the assemblage comprises stem fragments. Of the 337 stems recorded, two are decorated, in both cases with designs extending from the bowl, and 12 carry makers' marks (see **Table 10**). Traces of glaze were seen on nine stems, mostly yellow, but with two green and one orange/red; this would have been used to coat the stem around the mouthpiece (wax was also used for the same purpose). Only one mouthpiece, however, survives, with a rounded nipple finish, but without any glaze or wax coating.
- 5.4.4 Plain stems cannot normally be dated closely, and can only be dated broadly here; the majority appear to be late 18th or 19th century, although a few thicker stems from the later 17th or early 18th century are also present, mostly occurring residually.
- 5.4.5 Of the 53 bowls or bowl fragments recorded, 21 could be assigned to a datable bowl form (see **Table 9**), and a further 16 have been dated on the style of decoration, or presence of datable marks. Ten, surviving only as the bases of spurred bowls, are more broadly dated, while the remainder are undatable fragments. Only two bowls are milled around the rim; 25 are decorated, and twelve carry makers' marks, on bowls or spurs (see **Table 10**).

17th century (1650-1690)

- 5.4.6 The earliest pipes from the site comprise two bowls of 'Yorkshire bulbous' form, dated 1650-90 (White 2004, figs. 6.5-6), of which one survives only as a heel. Both heels are stamped, one with the initials SH, and the other with the initials IC or IG. Neither maker can be positively identified, although there are several possibilities for each within the list of Yorkshire pipe makers of the period (*ibid.*, appendix 1).

Late 17th/early 18th century

- 5.4.7 Four pipe bowls were assigned to the 'transitional' form, dated 1690-1720 (White 2004, fig. 6.7), two of them milled around the rim. None of these are marked. Two of the bowls came from the same context (**9114**) as one of the Yorkshire bulbous bowls.
- 5.4.8 In addition, the stem mark featuring the initials IG beneath a stylised crown is dated by White to the period 1690-1720 (2004, fig. 8.15, no. 2), but note that the same pipe is also dated on bowl form to 1740-70 (*ibid.*, fig. 147.03). Other stem marks of IG without the crown, some circular and at least one heart-shaped, may also belong to the period 1690-1720 (*ibid.*, fig. 166.11-12); none are associated here with datable bowl forms. There are several potential matches amongst the known Yorkshire pipemakers.

18th century

- 5.4.9 No complete bowls from the range illustrated by White as 18th century (2004, fig. 6.8) were identified, but five partial examples with flat, or long and thin

spurs belong to this period. One of these preserves most of the right-hand side of the bowl, which carries an ornate set of initials JG below a crown; the maker is unknown. Another example is also decorated, although the design is uncertain; the maker's initials WW are marked in relief on the spur. There are several possible 18th century Yorkshire pipemakers with these initials, from Rotherham and Hull (*ibid.*, appendix 3).

Late 18th century and later

- 5.4.10 The remaining bowls fall within the period from the late 18th century onwards. By this period, bowls conformed to national rather than regional types, and there are three such types identified here from national or London-based typologies (O24, AO29, AO33 or Irish style), as well as examples of the elaborately decorative forms typical of the 19th and early 20th century. Of the latter, the acorn/oak leaf is represented by two bowls and two spurs. The spur of another is in the form of a fancy scroll, extending upwards into a plume of feathers motif on the front of the bowl (another small fragment from which the spur has broken off may be from a similar example). An incomplete bowl has an elaborate floral design extending from the stem on to the base of the bowl; this is a French import, with the mark of L. Fiolet of St Omer.
- 5.4.11 A number of other bowls carry some form of decoration. Motifs include ribbing or fluting (some with swags around the bowl rim), armorial, rose and thistle, cross keys, and Prince of Wales feathers. Most of these also feature leaf-decorated seams. Two of the three Irish-style bowls are decorated, one with ribbing below a cable-effect cordon, and the other with deep milling around the top of the bowl; the latter also carries a stamped mark DUBLIN on the back of the bowl. Irish-style pipes were in fact made widely across the British mainland.
- 5.4.12 Makers' marks include those of H. Nichol, Wakefield (probably the same as the 'Henry Nichols' of Wakefield (1853) in Oswald's list of Yorkshire makers (1975, 201), and the Southorn family of Broseley (forename initial obscured). The Southorn pipe is broken a short way down the stem, but appears, from the level of wear around the break, to have been re-used, as a short 'cutty' pipe (see White 2004, fig. 164.18-19). Another imported pipe is marked 'Gambier à Paris'; Gambier and Fiolet (see above) were two major pipemaking firms in France during the 19th and early 20th centuries. Two fragments of pipe bowl in red clay (context **9233**) may also be French, although this colour was not exclusively limited to French pipes (Oswald 1975, 115, 122). The initials J/W, seen on two decorated bowls, one dated 1810-40 and the other 1840-80, belong to an unidentified maker(s), as does another decorated bowl incorporating the initials JG in a cursive script below a crown. An identical example, dated c. 1800-40, is recorded from Kirkhamgate, West Yorkshire (*ibid.*, fig. 157.02).
- 5.4.13 In addition, five spurs bear more abstract marks (one with open circles, four with ring and dot), observed as a feature of Yorkshire pipes from the second half of the 18th century (White 2004, 100-1).

5.5 The Brick

Introduction

- 5.5.1 The assemblage comprised twenty-four complete and part bricks. 38% bore evidence characteristics of their method of manufacture mainly pressure marks and mould impressions. It was not possible to determine if any of the assemblage was sand or slop moulded, however, based upon the written evidence, none of the assemblage appears to be machine-made. Both Imperial and metric measurements are included in this report as early references to brick sizes are generally recorded in documents in Imperial measurements.

Bricks

- 5.5.2 Pre-machine manufactured bricks were made by the insertion of a wad of prepared clay into bottomless moulds, moistened and often covered in sand to facilitate the removal of the formed clay. The excess clay would be struck off, the form tipped out onto a palette board and removed to a prepared area of ground until partially dried, ready for firing. Early machine manufactured bricks were formed by a hand presses which were eventually superseded by steam powered machinery.
- 5.5.3 Bricks were manufactured to the required shape as per their intended use within construction. The standard rectangular brick was for common usage, the more specialised shapes to form architectural features around arches, doors, windows and vaults. The dimensions of bricks have been subject to periods of legislation. At York in 1505, bricks were standardised at 10" x 5" x 2 ½". Parliament decreed in 1571, that the size of a brick should be 9"x 4 ½" x 2¼", in 1725 the size should be 9" x 4 ½" x 2" and by 1777 8 ½" x 4" x 2 ½". By 1850 the size of bricks were generally 9 x 4 ½ x 3" (Dobson 1850,33) although by the turn of the 20th century this size varied slightly throughout the country (Rivington 1919,113).

The Assemblage

- 5.5.4 Six broad date ranges of brick manufacture were identified (**Table 11**) based upon dimensions, fabric and manufacture. Part bricks are more difficult to allocate a category due to the width and thickness corresponding to more than one type. The majority of the brick assemblage falls within the above provisional dating categories based upon a best-fit policy.

Standard Bricks

- 5.5.5 The twenty-four complete and near complete bricks within the assemblage (**Table 12**) were all comparable with bricks manufactured between the mid-16th and the mid-19th century (Dobson 1850, Lloyd 1925, Hartley 1974). The part bricks were classified adopting a best-fit policy based on surviving dimensions, fabrics and general characteristics. Although incomplete, they are consistent with the fabrics and measurable dimensions of the complete examples within the assemblage.

Brick Discussion

- 5.5.6 Dating of bricks is highly contentious due to their re-use nature as a valuable building commodity. The standardisation of bricks by Parliament over the centuries helped to create a more uniform brick and better architecture. However it should be noted that although these statutes were binding with

severe fines for those contravening, it would be naive to believe that all pre-mechanical brickmakers adhered strictly to these sizes at all times. The statute brick size established by the brickmakers charter of 1571 was 9" x 4½" x 2¼" (230mm x 115mm x 64mm) and Hartley claims that these sizes were not closely followed mainly because of the ineffective technology at the time and wide deviations are to be expected (Hartley 1974, 74).

- 5.5.7 Bricks were also a commodity which was continually reclaimed and reused, often within structures not generally visible such as foundations, drains and repairs. Therefore individual bricks can be earlier or later than the construction date of the main structure.
- 5.5.8 The bricks recorded from structure **9095, 9247, 9208** and **9141** (240-249mm x 110-118mm x 65mm) based on comparative known brick sizes, and are of a similar date of manufacture i.e. 16th century (Lloyd 1925). Nineteen of the bricks displayed dimensions which ranged between the 16th-18th centuries, seven of which fell within the 16th-17th century range. The remainder of the assemblage, represented by five bricks displaying thicknesses of between 2¾"-3⅛," can be attributed to the first and second quarter of the nineteenth century. The dimensions are similar to those classed as hard stocks which were complete and part bricks used for footings, within the body of thick walls and in positions where the work is subject to great compressional stress (Mitchell, 1919 b, 130). The complete bricks of these types recorded displayed a general size of 225-240mm x 105-116mm x 65-70mm (9-9 ½" x 4-4 ¾" x 2 ½"-2 ¾"). London Stocks during the late 19th to early 20th century displayed dimensions of c. 9" x 4 ½" x 3" (Dobson 1850, 38). Based upon a 'best fit' policy the brick samples would tend to fit within the parameters of this brick classification.
- 5.5.9 The dimensions of the brick from context **9208**, 256mm x 124mm x 62mm (10" x 5" x 2 ½") are equated with the sixteenth century brick standard established in 1585 at York.
- 5.5.10 The example from context **9028** displayed uncommon length of 258mm (10") and may represent a 'special' brick manufactured for an industrial purpose. The thickness of 80mm (3⅛") was not in use until the latter half of the 19th century when a general size of 9" x 4½" x 3" was accepted, (Dobson 1850,33) although by the turn of the 20th century this size varied slightly throughout the country (Rivington 1919,113). Alternately the brick may represent a late 18th century 'Tax Brick' which were at least 10" x 5" x 3" (Hartley 1974, 75).
- 5.5.11 The assemblage suggests a continual building program of repairs and alterations both major and minor, the size of the project deciding on whether new or reused materials would be used.

Recommendations

- 5.5.12 It is recommended that any published account of this excavation should include a short discursive account of the ceramic building material. Upon completion of work on the ceramic building material assemblage, a selective discard policy should be implemented. The material deemed worthy of retention as part of the archive should be processed and packaged in

accordance with the delegated museum's guidelines, prior to deposition of the finds assemblage as a whole within the appropriate museum.

Other Ceramic Building Material

- 5.5.13 Fragments were recovered from a variety of contexts, including demolition and backfill deposits (**Table 13**). The occurrence of this material in such deposits is not unusual, and most of the items here appear to represent fragments of wall/roof tile and mortar from demolished buildings previously on site. Fragments of collared glazed service or water pipe were recovered including from the backfill of a well **9137**, most of which are mid-19th or 20th century in date.

5.6 Metal and slag

Introduction

- 5.6.1 The metals and associated residues assemblage was recovered from post-medieval archaeological contexts. The assemblage consists of three groups of material; ferrous metals, non-ferrous metals and slag (**Table 14**). A single fragment of metal working crucible was also recovered.

Results

- 5.6.2 The ferrous metals in the assemblage largely consist of heavily corroded fragments of structural fittings and fixings. There are several relatively small fragments of corroded sheet metal, the edges of two pieces have been deliberately folded over wire to form a rim.
- 5.6.3 The sub-assemblage of non-ferrous metals contains a number of copper alloy buttons, as well four 'coin sized' lead and copper-based alloy discs. At least two of these do appear to be coins, one is clearly an 1861 halfpenny **9131**, the other coin **9133** is too encrusted to easily identify, although the letter 'N' can be seen on one side. Other identifiable items include 2 dressmaking pins, part of a door or furniture knob, and copper roofing nails.
- 5.6.4 The slag component of the assemblage predominantly consists of undiagnostic and probable fuel ash slag. There is also a small amount of partially burnt coal or coke and one fragment of probable bulk iron or steelmaking tap slag.

Interpretation and Discussion

- 5.6.5 The metal items in the assemblage are most likely to relate to structures and domestic activities being undertaken at the site. The shape, size and wire rim of some of the fragments of sheet metal suggest that they originally formed part of a rectangular tray or dish. The presence of copper alloy buttons and dressmaking pins is relatively unusual, and one possible explanation is that these were once part of the contents of somebody's sewing box.
- 5.6.6 Only one fragment of crucible was recovered and the amount and type of metals and slag present in the assemblage does not suggest that metal working or production was being carried out at the site.

Conclusion and Recommendations

- 5.6.7 The general impression of the assemblage suggests that it is predominantly domestic in origin, which corresponds with the known history of the site. The date of the coin found **9131** also corresponds with the history of occupation at the site, and the other recognisable domestic items appear to relate to a similar time period.
- 5.6.8 The assemblage offers no further research potential, and it can be disposed of in the normal manner. However, the coins, buttons, pins and crucible fragment may potentially be of some interest to future researchers, and it is recommended that these are retained as part of the site archive.

5.7 Miscellaneous

- 5.7.1 Miscellaneous material, including stone, carbon rods, leather and wood were recovered. All the objects were individually examined using low-powered magnification. Information regarding the material type, dimensions and any other relevant data such as colour or fabric type was catalogued accordingly (see **Tables 15-18** below). No attempt was made to identify leather to species, and shoe sizing has been calculated according to the modern English shoe-size scale.

Stone

- 5.7.2 There were 17 fragments of stone recovered from 12 stratified contexts (see **Table 15**). The majority of these contexts are demolition, infill, levelling or backfill deposits. All fragments of stone are unworked. Since the majority of stone fragments are slate, it is likely these are from roof tiles broken in the demolition of buildings previously on site.

Carbon rods

- 5.7.3 Fourteen fragments of carbon rod were recovered from ten deposits (see **Table 16**). Carbon rods are common finds on both industrial and domestic post-medieval sites in the north of England and are thought to be the remnants of arc lamp components, dry-cell batteries and slate pencils.
- 5.7.4 Although most of the fragments from the Site were not diagnostic, several exhibited sharply tapered ends, which are very likely to be slate pencil remnants, including one from silt fill **9084**, one from demolition deposit **9104**, three from made-ground deposit **9126** and one from made-ground **9156**. It is possible that these slate pencils are related to school activities, from the school/school extension known to have previously been on site.
- 5.7.5 It is probably that the other carbon rod fragments recovered are all slate pencils or small battery components, as none have the larger dimensions typically associated with arc lamps. This may indicate that a more domestic than industrial use of the site in the past, as arc lamps indicate urban or industrial lighting, or have specific uses such as cinema projection.

Leather

- 5.7.6 Ten fragments of leather were retrieved from two contexts (see **Table 17**); six from demolition deposit **9039** and four from demolition backfill of a cellar **9066**. The most complete item was a left shoe with a rounded toe and stacked leather heel from **9066**, which would have been around 230mm in length when complete, and probably equivalent to a modern UK size 4. The shoe was worn the back of the heel and also damaged with sections possibly cut away from the side quarters and a missing toe piece. The shape of the shoe in addition to the fine stitching indicates it is mid-19th or 20th century in date and fairly utilitarian in form.

Wood

- 5.7.7 One wooden object was recovered from demolition deposit **9104** (see **Table 18**). This was a partial door handle of an interior kind, made of a light coloured wood. This is likely to be mid-20th century in date and probably relates to a building previously on site.
- 5.7.8 The miscellaneous material has little potential to yield further archaeological information. No further work is recommended on the material, although some items, such as the leather and carbon rods, should be retained and deposited at the appropriate museum.
- 5.7.9 All of the miscellaneous material recorded here is currently in a stable condition and requires no further conservation at this point.

5.8 Worked bone

- 5.8.1 A single bone button was recovered from context **9126**. The button measures 18mm in diameter and 3mm in thickness and has four bored holes and a decorative circle around them (**Plate 28**). The fact that only this one button has been found on the site, with no other bone material or scrap, suggests it was lost from someone's clothing. As the site contained a row of 19th-century houses, one might speculate that it belonged to a resident.
- 5.8.2 Many urban bone-working sites have yielded similar material, usually in the manufacturing stages. Thin pieces of bone, from ribs and shoulder blades, are suitable for button-making, being too thin for most cutlery bone handles. The button blanks were sawn from the flat bone and then bored with the required number of holes.
- 5.8.3 The button is typical of many found in urban settings and as it does not seem to come from a site involved in button-making, its significance is negligible. It is an attractive piece, nonetheless, and is worth keeping as a reference piece.
- 5.8.4 Two other pieces of worked bone were also recovered; these have been identified as the head of a plain hair pin from **9257** and a gaming piece from **9226**. The latter is unmarked and has slight damage.

5.9 Animal bone

Introduction

- 5.9.1 The animal bone assemblage comprises 570 fragments; once conjoins are taken into account the fragment count falls to just 277 (**Table 20**). Bone was recovered from 43 separate contexts of post-medieval and early modern date, most of which are demolition and backfill deposits within a cellar. Due to the relatively small fragment count, the assemblage is considered as a whole in the following sections.

Methods

- 5.9.2 The following information was recorded where applicable: species, skeletal element, preservation condition, fusion (after O'Connor 1989) and tooth ageing data (after Grant 1982; Payne 1973 and 1987), butchery marks (after Lauwerier 1988), metrical data (after Von den Driesch 1976), gnawing, burning, surface condition, pathology (after Van and Thomas 2006) and non-metric traits. This information was directly recorded into a relational database (in MS Access) and cross-referenced with relevant contextual information.
- 5.9.3 Quantification methods applied to the assemblage include the number of identified specimens (NISP), minimum number of elements (MNE) and minimum number of individuals (MNI).

Results

Preservation condition

- 5.9.4 Bone preservation is generally good, cortical surfaces are intact and fine details such as knife cuts are clear and easily observed. A small proportion (12%) of fragments show signs of weathering and abrasion, these are mostly from deposits interpreted as made-ground and demolition rubble. It is likely therefore that some bones were exposed for a period prior to burial or that the deposits include residual material reworked from earlier deposits. A human metatarsal (J. McKinley pers. comm.) was identified from demolition deposit 9104, which strongly suggests that the assemblage includes residual material.

Species represented

- 5.9.5 Despite the small size of the assemblage, the list of identified species is relatively long (**Table 20**). Domestic livestock species (i.e. cattle, sheep/goat and pig) are usually the commonest types of animals in most archaeological assemblages, however in the this assemblage dog bones are more numerous accounting for c.43% of identified fragments (or 25% MNI).
- 5.9.6 In terms of livestock, sheep/goat were of prime importance (c.18% NISP) and this is in general keeping with period trends and the economic significance of wool and woollen cloth during this period. Cattle were also important (c.13% NISP) and there is a strong suggestion that veal was readily available. This evidence is also in keeping with general period trends that indicate increased specialisation and a more intensive dairying regime

(see for example Albarella 1997). Pig bones are rare (c.3%) and all are from immature animals, this general pattern is consistent for the period under consideration and ideally pigs under two years make the best porkers and baconers (see Albarella 2006).

- 5.9.7 Other identified species include, in order of relative importance; chicken (c.9%), cat (c.6%), rabbit (c.2%), horse, fox, fallow deer, rat, goose, duck and teal/garganey (<1% each). All of the chicken bones are from adult birds and the presence of medullary bone, a calcium deposit within the marrow cavity of long bones, suggests that most are from hen's in-lay. The cat bones are all from deposit 4045 and probably belong to a single adult animal.

Dog bone

- 5.9.8 As already indicated above, dogs are the most common species in the assemblage, in total 75 fragments of dog bone were recovered from six separate contexts (**4045**, **9051**, **9104**, **9233**, **9257** and **9303**) and these remains are from a minimum of six different animals. Most of the dog bones are complete and all body parts are represented (Table 2). Shoulder height estimates range from 29.7cm to 65.1cm (Table 3; also see appendix A). The bones of smallest of the dogs, which is represented by several bones from context 9233, have a distinct conformation (or shape) that gives them a slightly bowed looking appearance. This type of limb conformation is usually associated with breeds such as corgis, dachshunds and basset hounds.
- 5.9.9 Butchery evidence in the form of cut marks were noted on five of the dog bones, three from context **9233** and two from context **9257**. The three bones from **9233** include an articulating right astragalus and calcaneus (i.e. ankle bones), with corresponding cut marks on the lateral-proximal part of both bones, and a complete left radius from the small bow-legged lap dog mentioned above, which has cut marks on the lateral-distal part of the articular surface. It is likely that these three bones are from the same animal and the location of the butchery evidence suggests disarticulation of the feet. The other group of butchered dog bones are from **9257**, they include a left pelvis and right tibia, possibly from the same individual. Cut marks were noted on the ventro-medial collum and the ventral side of the ilium of the pelvis and on the lateral-proximal shaft of the tibia just below the articular surface. The cut marks of the pelvis could have been made during dismemberment, while those noted on the tibia are longitudinal and probably result from filleting meat off the bone.
- 5.9.10 The butchery evidence described above strongly suggests that dog carcasses were being processed for meat either on-site or in close proximity and were most likely derived from an abattoir located on Union Street and marked on the 1933 OS map. Butchered dog bones occasionally turn up in archaeological deposits of this period and various explanations have been put forward to explain their presence since dogs do not appear to have been eaten in Britain in historical times except in times of famine (see for example Murphy 2001). Given the antipathy against the consumption of dog meat, it is suggested that butchery marks are incidental to skinning the carcass for fur (Thomas 1993). Other explanations include the knackered of natural mortalities and impounded strays to provide food for kennelled hounds

(Wilson and Edwards 1993) and also use of dog fat in cosmetics and quasi-medicinal remedies (Gidney 1996).

5.10 Shell

- 5.10.1 The small marine shell assemblage from Evaluation Trench 4 and the Mitigation Area consisted of 93 shells, representing 69 minimum numbers of individuals. These were retrieved from 22 contexts of late medieval and post-medieval date.
- 5.10.2 All the shell has been recorded by species and by context, with the oyster shell being sub-divided into left and right valves, both measurable and unmeasurable (**Table 21**).
- 5.10.3 The assemblage was dominated by edible species. The predominant species of the assemblage was oyster (*Ostrea edulis*), forming 71% of the minimum number of individuals. Cockles (*Cerastoderma edule*) and mussels (*Mytilus edulis*) both each comprised 13% of the assemblage. The remaining 3% of the assemblage was represented by scallop (*Pecten maximus*) and tower shell (*Turritella communis*). These are all species with a wide distribution, common on the shore.
- 5.10.4 There were more oyster left valves than right valves recovered from the site but shell numbers are too small to discern any difference in usage of different areas.
- 5.10.5 Oyster shells from 10 of the contexts had small amounts of traces of infestation, such as worm burrows and calcareous tubes. There is indication of infestation by the polychaetic worm *Polydora ciliata*, the sea sponge *Cliona celata*, the sea mat *Polyzoa*, and by marine bristle worms, such as *Pomatoceros triqueter* and *Hydroides norvegica*.
- 5.10.6 The oyster shell from context **9012**, the largest deposit, was analysed in more depth to help characterise the assemblage. The 26 oysters were subdivided into measurable and unmeasurable left and right valves, with the majority being measurable left valves. The measurable valves were then measured and examined, both for traces of infestation and physical characteristics.
- 5.10.7 The shells were generally large, with the majority having a maximum width of between 70-120 mm. Only four of these shells were classed as irregular in shape and only two shells had other shell fragments attached. This may be indicative of the oysters being sourced from a managed bed rather than a cramped natural bed. A total of 21 of these shells showed traces of infestation, mainly only in small amounts, but a number of shells had been more heavily infested. Most of the infestation on these shells appears to have been caused by *Polydora ciliata* and by marine bristle worms such as *Pomatoceros triqueter* and *Hydroides norvegica*. A number of the shells appeared to be worn or flaky, which may be a result of depositional processes.
- 5.10.8 The small number of marine shells represents only an augmentation and variety of the diet. The oyster shells have a similar appearance. They are generally large, well-shaped shells, indicative of shells selected from

managed beds, with some traces of infestation. The proportion of unmeasurable to measurable shells is an indication of the degree of post-depositional damage and wear. As over 75% of the oyster shells were classed as measurable, it is probable that a significant amount of the shell was disposed of fairly rapidly.

- 5.10.9 The few oyster shells examined in more detail were mainly healthy, with generally low levels of traces of infestation on the shells. The majority of the infestation appears to have been caused by *Polydora ciliata* (a polychaetic worm which is widespread and is most prevalent on hard, sandy or clay grounds particularly in warm shallow water), marine bristle worms, such as *Pomatoceros triqueter* and *Hydroides norvegica* (species widely distributed on the lower shore) and *Cliona celata* (widely distributed on the lower shore). The shells were slightly elongated, indicative of softer substrates.

6 CONCLUSIONS

6.1 Summary

- 6.1.1 The excavation identified four main phases of activity on the Site dating from the late medieval/ early post-medieval period through to the modern period. The mixed date of material recovered reflected the numerous episodes of rebuilding on the Site.

6.2 Late Medieval/ early Post-medieval

- 6.2.1 Quarrying is known from documentary evidence to have been carried out at Goody Bower from the late medieval period onwards and it seems likely that quarrying was also undertaken on this Site given the depth of bedrock particularly in the northern half of the Site. There was a background scatter of medieval and late medieval material in later deposits indicating activity of this date on, or in the close vicinity of the Site. It is also possible that the quarrying provided stone for the construction of the Elizabethan Grammar school to the immediate south of the Site in the late 16th century. A short section of east-west aligned ditch, most likely a drainage ditch or field boundary, was also assigned to this phase.

6.3 Post medieval 16th – 18th centuries

- 6.3.1 Some brick structures, possibly retaining walls, and a substantial east-west aligned stone building, were constructed to the north of the main Elizabethan school building, most likely during the 17th to 18th century. The building (Building A) may have been an extension to the school or an ancillary building. The extension underwent some internal and external alterations during its life until its demolition probably in the late 18th century; the building is not shown on any surviving maps of the Site, the earliest dated 1830.

6.4 Early modern 19th century

- 6.4.1 A row of back-to-back houses (Building C) fronting New Street (now Union Street) were constructed in the early 19th century some re-using earlier post-medieval brick. Within a yard area to the rear of the dwellings was a rock-hewn and brick-built well that was connected with a system of brick drains to

the east and south. Other ancillary structures constructed in the yard may have functioned as small workshops.

- 6.4.2 In 1854, the grammar school moved its location to the current one in Northgate, and the buildings were later acquired by the Old Cathedral Boys School. A large extension (Building B), known to include a hall and classrooms, was constructed to the north of the main school building in the 1890s, over the remains of the former east-west sandstone building (Building A). The new extension was built in stone but had substantial frogged brick foundations.

6.5 Modern 20th century

- 6.5.1 The site appears to have remained structurally unchanged until the 1970s, when the 19th-century school extension and the dwellings fronting Union Street were demolished. Following the demolition, the ground was levelled and the car park surface laid down. The car park had been in use for almost 40 years until the recent Trinity Walk development plans were approved for redevelopment of this part of Wakefield City Centre.

7 PUBLICATION AND ARCHIVING

7.1 Publication

- 7.1.1 No further reporting was recommended on the artefactual material recovered from the Site. An illustrated summary of the results of the archaeological works will therefore be submitted to the round-ups section of *Post-Medieval Archaeology*.

7.2 The Archive

- 7.2.1 The project archive from the present fieldwork has been compiled into a stable, fully cross-referenced and indexed archive in accordance with Appendix 6 of *Management of Archaeological Projects* (2nd Edition, English Heritage 1991). The archive is currently held at the offices of Wessex Archaeology, Sheffield, under the project code **76941**. The full list of the contents of this archive is detailed in **Appendix 1** of this report. The project archive will be returned to Wakefield M.D.C. Museum and Arts in due course.

8 BIBLIOGRAPHY

- Albarella, U., 1997. Size, power and veal: zooarchaeological evidence for late medieval innovations, in G. de Boe and F. Verhaeghe (eds.), *Environment and subsistence in medieval Europe: papers of the 'medieval Europe Brugge 1997' conference volume 9*, 19-30. I.A.P. Rapporten 9, Zellik.
- Albarella, U., 2006. Pig husbandry and pork consumption in medieval England, in C. M. Woolgar, D. Serjeantson and T. Waldron (eds.), *Food in medieval England: diet and nutrition, 72-87*. Oxford University Press.
- Barrett, J. H. and Yonge, C. M., 1958. *Collins pocket guide to the Sea Shore*. Collins: London.
- Department of Environment 1990. *Planning Policy Guidance Note 16: Archaeology and Planning*.
- Dobson, E., 1850. *A Rudimentary Treatise on the Manufacture of Bricks and Tiles. Part II*. London.
- Ekwall, E., 1960. *The concise Oxford dictionary of English place-names*. Oxford: Clarendon.
- English Heritage, 1991. *The Management of Archaeological Projects (2nd Edition)*.
- English Heritage, 2006. *Management of Research Projects in the Historic Environment*. English Heritage: Swindon.
- Fike, R. E., 1987. *The Bottle Book: A Comprehensive Guide to Historic, Embossed Medicine Bottles*, Salt Lake City: Gibbs M. Smith.
- Fisher, S. W., 1970. *English Pottery and Porcelain Marks*. Slough: W. Foulsham & Co. Ltd.
- Gidney, L., 1996. The cosmetic and quasi-medicinal use of dog fat, *Organ: the newsletter of the Osteoarchaeological Research Group*, No. 11, 8-9.
- Grant A., 1982. The use of tooth-wear as a guide to the age of domestic animals, in B. Wilson, C. Grigson and S. Payne (eds.), *Ageing and Sexing Animal Bones from Archaeological Sites*. Oxford: Brit. Archaeol. Rep. Brit. Ser. 109, 91-108.
- Hartley, L., 1974. A Typology of Brick. *Journal of the British Archaeological Association* 37.
- Hinson, C., 2011. *Transcript of the entry of "professions and trades" for SANDAL MAGNA in White's Directory of 1887*. GEN UKI – UK and Ireland Genealogy. Last accessed 21 May 2011 at: <http://www.genuki.org.uk/big/eng/YKS/WRY/Sandalmagna/Sandalmagna87Dry.html>.
- IfA, 2008a. *Standard and Guidance for Archaeological Field Evaluation*. Institute for Archaeologists.
- IfA, 2008. *Standard and Guidance for the Collection, Documentation, Conservation and Research of Archaeological Materials*. Institute for Archaeologists.
- Jones, O., 1971. Glass Bottle Push-Ups and Pontil Marks. In *Approaches to Material Culture Research for Historical Archaeologists*, pp. 113–126. The Society for Historical Archaeology.
- JSAC, 2002. *Marsh Way Redevelopment, Wakefield, West Yorkshire*. John Samuels Archaeological Consultants 552/02/01.

- Lauwerier, R. C. G. M., 1988. Animals in Roman times in the Dutch Eastern river area. *Nederlandse Oudheden 12/Project Oostelijk Rivierengebied 1*, Amersfoort.
- Lindsey, B., 2011. *Historic Glass Bottle Identification & Information Website*. Society for Historical Archaeology; Bureau of Land Management. Last accessed 29th May 2011 at <http://www.sha.org/bottle/index.htm>.
- Lloyd, N., 1925. *A History of English Brickwork* (reprinted 2003).
- Miller, G. L. and Sullivan, C., 1991. "Machine-Made Glass Containers and the End of Production for Mouth-Blown Bottles". In *Approaches to Material Culture Research for Historical Archaeologists*, pp. 113–126. The Society for Historical Archaeology.
- Mitchell C.F., 1919. *Building Construction*. Ninth edition revised. London.
- Moir, R. W., 1982. *Windows and Pane Fragments: Sources of Chronological Data for Historic Archaeologists*. Dallas: Department of Anthropology, Southern Methodist University.
- Murphy, E. M., 2001. Medieval and post-medieval butchered dogs from Carrickfergus, Co. Antrim, Northern Ireland. *Environmental Archaeology* 6, 13-22.
- O'Connor, T. P., 1989. *Bones from Anglo-Scandinavian Levels at 16-22 Coppergate*. *The Archaeology of York* 15 (3), 137-207. London: Counc. Brit. Archaeol.
- Parker, R.W., 1996, *Archaeological Recording at the Malthouse, Haven Banks, Exeter*. Exeter Archaeology.
- Payne, S., 1973. Kill-off patterns in sheep and goats: the mandibles from Asvan Kale, *Anatolian Studies* 23, 281-303.
- Payne, S., 1987. Reference codes for wear states in the mandibular cheek teeth of sheep and goats, *J. Archaeol. Sci.* 14, 609-614.
- Peacock, M. H., 1892. *History of the Free Grammar School of Queen Elizabeth at Wakefield: founded A.D. 1591*. Wakefield: Milnes.
- Rivingtons Series of Notes on Building Construction., 1919. Part III. Materials. Seventh Edition, Revised (1910).
- Serjeantson, D., 1996. The animal bone, in S. Needham and T. Spence (eds.), 1996. *Refuse and disposal at Area 16 East Runnymede: Runnymede Bridge Research Excavations, Volume 2*, 194-224. London: British Museum Press.
- Stott Banks, W., 1865. *A List of Provincial Words in Use at Wakefield in Yorkshire*.
- Thomas, R., 1981. Leather manufacture in the post-medieval period with special reference to Northamptonshire, *Post-medieval Archaeol.* 15, 161-175.
- Toulmin-Smith, L. (ed.), 1964. *The Itinerary in Wales of John Leland in or about the years 1536-1539*.
- Turner, W. E. S. 1925. *The Place of Yorkshire in the glass industry*. Leeds: Jowett and Sowry Ltd.
- UKIC, 1990. *Guidelines for the Preparation of Excavation Archives for Long Term Storage*. United Kingdom Institute of Conservation: London.
- Vann, S. and Thomas, R. 2006. Humans, other animals and disease: a comparative approach towards the development of a standardised recording protocol for animal palaeopathology, *Internet Archaeology* 20 (5).
- Von den Driesch, A., 1976. *A guide to the measurement of animal bones from archaeological sites*. Peabody Museum Bulletin 1. Cambridge Mass., Harvard University.

- Wakefield Libraries and Information Service, 2005. E.P.Shaw's Aerated Mineral Water Manufactory, Westgate and Old Market Place, Wakefield. 'Twixt Aire and Calder. Last accessed 21st May 2011 at: <http://www.twixtaireandcalder.org.uk>
- Wakefield Metropolitan District Council. 2006. *The Wakefield Express Directory for Wakefield & District of 1901*. Wakefield Council. Last accessed 21st May 2011 at: <http://www.wakefield.gov.uk/CultureAndLeisure/HistoricWakefield/LocalHistoryAdverts/WakefieldDir1901/shaw.html>
- Weiland, J., 2009. "A Comparison and Review of Window Glass Analysis Approaches in Historical Archaeology". *Technical Briefs in Historical Archaeology* 4 pp29 – 40. The Society for Historical Archaeology.
- Wilson, B. and Edwards, P., 1993. Butchery of a horse and dog at Witney Palace, Oxfordshire, and the knacker and feeding of meat to hounds during the post-medieval period, *Post-medieval Archaeol.* 27, 43-56.
- WYAAS, 2008. *Specification for an Archaeological Evaluation at Brook Street Car Park, Wakefield (Trinity Walk Development)*.
- Yonge, C.M., 1960. *Oysters*. Collins: London.

Directories:

- Transcript of the entry for Wakefield in Edward Baines's History, Directory and Gazetteer of the County of York 1822.
- Transcript of the entry for 'profession and trades' for Wakefield in Pigot's Directory of 1829; 1834.
- Transcript of the entry of 'trades' for Wakefield in William White's Directory of 1837. History, Gazetteer and Directory of the West Riding of Yorkshire.

APPENDIX 1: ARCHIVE INDEX

File no.	NAR cat.	Details	Format	No. sheets
1	A	Index to archive	A4	3
1	G	Correspondence	A4	58
1	A	Risk Assessment	A4	6
1	A	Specification for excavation	A4	5
1	F	Maps	A4	9
1	F	Map	A3	1
1	A	Specification for excavation	A4	14
1	A	Archaeological and Historical Assessment	A4	7
1	A	Deposit Model and Impact assessment	A4	19
1	A	Soil Consultants Interpretive Report	A4	8
1	A	Soil Consultants Factual Report	A4	9
1	A	Specification for evaluation	A4	12
2	B	1124b Day Register	A4	2
2	B	1124b Trench 1,2,3 Context Register	A4	8
2	B	1124b Trench 1,2,3 Context Records	A4	247
2	B	1124b Trench 2 Sketch Plan and Section	A4	2
2	B	1124b Trench 1,2,3 Levels Register	A4	8
2	B	1124b Trench 1,2,3 Drawing Register	A4	3
2	B	1124b Trench 1,2,3 Sample Register	A4	1
2	B	1124b Trench 1,2,3 Sample Sheets	A4	10
2	B	1124b Trench 1,2,3 Brick Records	A4	11
3	B	1124b Day Register	A4	1
3	F	Historic Maps	A4	5
3	B	1124b Trench 4 Context list with preliminary phasing	A4	2
3	B	1124b Trench 4 Context Register	A4	2
3	B	1124b Trench 4 Context Records	A4	82
3	B	1124b Trench 4 Drawing Registers	A4	2
3	B	1124b Trench 4 Levels Register	A4	3
3	B	1124b Trench 4 Sample Register	A4	1
3	B	1124b Trench 4 Sample Sheets	A4	2
3	B	1124b Trench 4 Small Finds Register	A4	1
3	B	1124b Trench 4 Small Finds Records	A4	4
4	B	1124b Watching Brief Record Sheets	A4	3
4	B	1124b Trench Record Sheets	A4	3
4	B	1124b Trench 6,7,8,9 Context Register	A4	4
4	B	1124b Trench 6,7,8,9 Context Sheets	A4	83
4	B	1124b Trench 6,7,8,9 Drawing Register	A4	2
4	B	1124b Trench 6,7,8,9 Levels Register	A4	2
4	B	1124b Trench 9 Sample Register	A4	1
4	B	1124b Trench 9 Sample Sheet	A4	2
5	B	Watching Brief Record Sheet	A4	1
5	B	Trench Record Sheet	A4	1
5	B	1124c Day Register	A4	5
5	B	1124c Context Register	A4	8
5	B	1124c Context Records	A4	304
5	B	1124c Drawing Register	A4	4
5	B	1124c Levels Register	A4	8
5	B	1124c Sample Register	A4	2
5	B	1124c Sample Records	A4	44
5	B	1124c Small Finds Register	A4	1
5	B	1124c Small Finds Records	A4	18

File no.	NAR cat.	Details	Format	No. sheets
5	B	1124c Brick Register	A4	1
5	B	1124c Brick Records	A4	48
6	D	Photographic Register	A4	18
6	D	Photographic archive: b/w contact prints and negatives, colour slides, and digital images	A4	54
Envelope 1	B	1124b Plans and Sections	A3	28
Envelope 1	B	1124b Plans and Sections	A4	5
Envelope 2	B	1124c Plans and Sections	A3	29
Envelope 2	B	1124c CAD Plans	A3	2
Finds	-	No of boxes	-	28

APPENDIX 2: CONTEXT LIST

Site Sub-division	Context No	Context Type	Description
Trench 4	4000	Structure	Tarmac car park surface
Trench 4	4001	Deposit	Gravel hardcore under [4000]
Trench 4	4002	Structure	Rough N-S RB wall in W end of trench
Trench 4	4003	Deposit	Yellow sandy natural? E of [4002]
Trench 4	4004	Structure	N-S S/S wall, probable W wall of school
Trench 4	4005	Structure	RB foundation for W wall, abutting W wall of [4004]
Trench 4	4006	Deposit	Dark rubble between [4005] and [4003]
Trench 4	4007	Deposit	Demolition rubble E of [4004]
Trench 4	4008	Structure	N-S inner wall of corridor along school extension, RB east of [4007] wall
Trench 4	4009	Structure	Inner E wall of school extension
Trench 4	4010	Structure	E-W return of [4009], abutting [4030]. Relates to school
Trench 4	4011	Structure	NW-SE RB structure under [4008]
Trench 4	4012	Deposit	Demo layer overlying structures W of [4003]
Trench 4	4013	Deposit	Ceramic rich Made ground/Demo fill under [4043]
Trench 4	4014	Deposit	Fill between [4008],[4009]
Trench 4	4015	Deposit	Deposit between [4008],[4009]
Trench 4	4016	Deposit	Rubble over [4002] W end, poss = [4012]
Trench 4	4017	Deposit	Upper rubble SW section, part over [4006]
Trench 4	4018	Deposit	Upper fill of recut [4022]
Trench 4	4019	Deposit	Deposit at bottom of recut [4022]
Trench 4	4020	Deposit	Lower fill of construction cut [4022]
Trench 4	4021	Structure	N-S poss boundary wall in [4022]
Trench 4	4022	Cut	N-S cut for [4021] contains [4006]
Trench 4	4023	Deposit	Lower deposit within [4022]
Trench 4	4024	Structure	E-W RB wall overlies [4050] at W end
Trench 4	4025	Structure	Modified E-W wall of school extension
Trench 4	4026	Structure	N return wall, internal wall of school extension
Trench 4	4027	Deposit	Levelling prior to car park
Trench 4	4028	Deposit	Levelling after demo prior to car park construction
Trench 4	4029	Deposit	Dark brown rubble levelling E of [4028]
Trench 4	4030	Structure	N-S return of [4010], E of [4009]
Trench 4	4031	Deposit	Black clinker between [4009],[4010],[4030]
Trench 4	4032	Structure	N-S return of [4010], at E end [4046], foundation?
Trench 4	4033	Cut	Construction for [4032]
Trench 4	4034	Deposit	Fill of [4033], orange clay
Trench 4	4035	Cut	Construction cut for [4025]
Trench 4	4036	Deposit	Fill of [4035]. Brown silt
Trench 4	4037	Deposit	Brownish yellow redeposited natural
Trench 4	4038	Deposit	Mixed layer above natural, topsoil?
Trench 4	4039	Deposit	Demolition of [4032]
Trench 4	4040	Deposit	Darkish clinker silt under [4039]. Made ground
Trench 4	4041	Deposit	Rubble lens over [4042]. Demolition
Trench 4	4042	Deposit	Clinker backfill around foundations, possible levelling for floor
Trench 4	4043	Deposit	Brick rubble under [4012], over [4013]
Trench 4	4044	Deposit	Purple ashy lens under [4015]

Site Sub-division	Context No	Context Type	Description
Trench 4	4045	Deposit	Deposit packing between [4008],[4009], backfill?
Trench 4	4046	Structure	E-W wall. Main original wall of school extension
Trench 4	4047	Structure	Lower E-W RB wall, tied into [4011]
Trench 4	4048	Structure	N-S tripple skin wall, prob school interior
Trench 4	4049	Structure	Lower E-W S/S wall below [4025]
Trench 4	4050	Structure	E-W S/S infill between [4024-[4026]
Trench 4	4051	Structure	N-S S/S block drain channel
Trench 4	4052	Deposit	Infill between walls [4011],[4048]
Trench 4	4053	Deposit	Infill/Demolition rubble
Trench 4	4054	Structure	Double skin E-W brick wall, prob internal
Trench 4	4055	Deposit	Silty ash bedding layer for wall [4030]
Trench 4	4056	Deposit	Silty rubble cellar fill. To N of E end of [4054]
Trench 4	4057	Deposit	Clayey sand natural under [4037]
Trench 4	4058	Deposit	Silty rubble cellar fill to the N of [4054]
Trench 4	4059	Deposit	Yellowish brown clayey sand natural
Trench 4	4060	Deposit	Made ground over demolished [4062]
Trench 4	4061	Deposit	Natural or redeposited/disturbed natural under [4062]
Trench 4	4062	Structure	E-W wall, similar age to [4021],[4047] etc.
Trench 4	4063	Cut	NE-SW construction cut for [4011]
Trench 4	4064	Deposit	Backfill of construction cut [4063]
Trench 4	4065	Deposit	Lime mortar part of construction of [4050]
Trench 4	4066	Deposit	Sandy silt prob formed during building works
Trench 4	4067	Deposit	Made ground/levelling layer between [4026],[4047],[4048]
Trench 4	4068	Deposit	Yellowish brown clayey sand natural
Trench 4	4069	Deposit	Natural sandstone bedrock
Trench 4	4070	Cut	Construction cut for bedding [4008]
Trench 4	4071	Deposit	Bedding for [4008] in cut [4070]
Trench 4	4072	Deposit	Made ground, poss contemp with [4062]
Trench 4	4073	Cut	Pit, cut into [4060],under [4004]
Trench 4	4074	Deposit	Dark brown silty ash fill of [4073]
Trench 4	4075	Deposit	Clayey silt fill of construction cut [4022]
Trench 4	4076	Cut	Construction cut for wall [4077]
Trench 4	4077	Structure	E-W wall, earlier than main school construction but same alignment as [4025] etc
Trench 4	4078	Deposit	Mid-dark grey loose sandy clinker fill of [4076]
Trench 4	4079	Cut	Construction cut for wall [4077]
Trench 4	4080	Deposit	Mid-dark gey loose sandy clinker fill of [4079]
Trench 4	4081	Deposit	Compact clayey sand, probable natural
Mitigation	9000	deposit	modern carpark surface, tarmac
Mitigation	9001	deposit	made ground for carpark
Mitigation	9002	deposit	made ground/demolition layer
Mitigation	9003	deposit	sandstone bedrock – natural
Mitigation	9004	structure	external skin of E-W red brick wall
Mitigation	9005	structure	inner skin of E-W red brick wall
Mitigation	9006	structure	inner skin of N-S red brick wall
Mitigation	9007	structure	outer skins of N-S red brick wall
Mitigation	9008	structure	N-S red brick wall
Mitigation	9009	structure	N-S red brick wall

Site Sub-division	Context No	Context Type	Description
Mitigation	9010	cut	construction cut for [9004, [9008]
Mitigation	9011	cut	construction cut for [9009]
Mitigation	9012	deposit	made ground
Mitigation	9013	deposit	sandy clay – natural
Mitigation	9014	structure	N-S sandstone wall of school
Mitigation	9015	structure	wall of structure predating later school extension
Mitigation	9016	structure	E-W red brick cellar wall
Mitigation	9017	structure	N-S red brick main cellar wall
Mitigation	9018	deposit	demolition rubble
Mitigation	9019	deposit	backfill of cellar
Mitigation	9020	deposit	lower cellar fill
Mitigation	9021	structure	truncated brick structure
Mitigation	9022	structure	internal cellar wall
Mitigation	9023	structure	concrete cellar floor
Mitigation	9024	structure	west wall of cellar = [9169]
Mitigation	9025	structure	L' shaped red brick wall
Mitigation	9026	structure	E wall of school corridor
Mitigation	9027	deposit	drain fill
Mitigation	9028	structure	red brick wall = [9217]
Mitigation	9029	structure	sand stone wall = [9218]
Mitigation	9030	structure	red brick east wall of drain
	9031	structure	red brick west wall of drain
Mitigation	9032	structure	sandstone roof/base of drain
Mitigation	9033	structure	N-S brick wall of later school extension
Mitigation	9034	structure	E-W sandstone wall
Mitigation	9035	VOID	VOID
Mitigation	9036	structure	sandstone structure pre-dating school
Mitigation	9037	structure	sandstone structure pre-dating school
Mitigation	9038	structure	E-W sandstone wall
Mitigation	9039	deposit	demolition backfill between [9036],[9037],[9038]
Mitigation	9040	structure	sandstone slab floor surface over [9154]
Mitigation	9041	VOID	VOID
Mitigation	9042	VOID	VOID
Mitigation	9043	deposit	Natural
Mitigation	9044	structure	E red brick wall of school building
Mitigation	9045	structure	Early red brick wall
Mitigation	9046	structure	sandstone wall keyed into [9034]
Mitigation	9047	structure	N-S red brick wall cut into [9038]
Mitigation	9048	deposit	demolition rubble N of [9038]
Mitigation	9049	structure	sandstone wall W of [9040]
Mitigation	9050	deposit	redeposited natural, leveling for school extension?
Mitigation	9051	deposit	burnt layer under [9053]
Mitigation	9052	deposit	rubble infill between [9014],[9015]
Mitigation	9053	structure	possible sandstone floor over [9051]
Mitigation	9054	deposit	made ground, same as [9002]?
Mitigation	9055	structure	sandstone floor, same as [9053]?
Mitigation	9056	deposit	mortar deposit, associated with [9015]
Mitigation	9057	structure	internal red brick wall fronting old Union St
Mitigation	9058	structure	N-S red brick wall of cellars = [9060]

Site Sub-division	Context No	Context Type	Description
Mitigation	9059	structure	red brick cellar vaulting attached to [9058]
Mitigation	9060	structure	N-S internal cellar wall continuation of [9059]
Mitigation	9061	structure	single skin red brick wall within [9069]
Mitigation	9062	structure	red brick structure tied into [9058]
Mitigation	9063	structure	red brick vaulted roof of cellar, between [9060],[9070]
Mitigation	9064	structure	red brick cellar vaulting
Mitigation	9065	structure	E-W Fe pipe
Mitigation	9066	deposit	demolition fill of cellar
Mitigation	9067	deposit	demolition fill of cellars = [9066]?
Mitigation	9068	deposit	demolition fill of cellar = [9068],[9066]
Mitigation	9069	structure	demolition rubble within cellar = [9066]
Mitigation	9070	structure	exterior red brick E wall of buildings fronting New St
Mitigation	9071	deposit	leveling layer/modern infill
Mitigation	9072	cut	ditch = [9185]
Mitigation	9073	deposit	clayey silt fill of [9072]
Mitigation	9074	deposit	backfill of [9072]
Mitigation	9075	deposit	deposit over [9074],[9072]
Mitigation	9076	deposit	sandstone structure abutting [9014]
Mitigation	9077	VOID	VOID
Mitigation	9078	VOID	VOID
Mitigation	9079	cut	chimney cut? In [9075]
Mitigation	9080	structure	remains of brick lining cut [9079]
Mitigation	9081	deposit	sandy silt fill of [9079]
Mitigation	9082	cut	rectangular cut into [9075]
Mitigation	9083	structure	brick lining [9082]
Mitigation	9084	deposit	sandy silt fill of [9082]
Mitigation	9085	structure	E-W sandstone wall abutting trench 4
Mitigation	9086	deposit	bedding layer for [9036]
Mitigation	9087	deposit	mixed deposit below [9086]
Mitigation	9088	deposit	leveling layer
Mitigation	9089	deposit	leveling layer
Mitigation	9090	deposit	original ground level over natural
Mitigation	9091	cut	N-S linear cut through [9106]
Mitigation	9092	fill	clayey silt fill of [9091]
Mitigation	9093	deposit	sandstone natural
Mitigation	9094	structure	N-S sandstone wall cut by [9095]
Mitigation	9095	structure	E' shaped red brick structure
Mitigation	9096	deposit	made ground/infill between [9014] and possibly [9015]
Mitigation	9097	deposit	clayey sand – natural
Mitigation	9098	cut	construction cut for [9036], cut into [9109]
Mitigation	9099	deposit	backfill of [9098]
Mitigation	9100	deposit	bedding layer for wall [9085]
Mitigation	9101	VOID	VOID
Mitigation	9102	deposit	leveling/bedding layer for [9037]
Mitigation	9103	structure	N-S sandstone wall
Mitigation	9104	deposit	demolition deposit
Mitigation	9105	cut	construction cut for wall [9034]
Mitigation	9106	deposit	clayey silt - redeposited natural

Site Sub-division	Context No	Context Type	Description
Mitigation	9107	structure	segment of sandstone wall over [9092]
Mitigation	9108	deposit	made ground
Mitigation	9109	deposit	sandstone rubble over [9108]
Mitigation	9110	deposit	bedding for wall [9036]
Mitigation	9111	deposit	demolition layer under [9053]
Mitigation	9112	deposit	demolition/backfill between [9029],[9026]
Mitigation	9113	deposit	leveling layer? Below [9112]
Mitigation	9114	deposit	made ground/leveling layer over [9115]
Mitigation	9115	deposit	silty sand - redeposited natural
Mitigation	9116	cut	construction cut for wall [9028]
Mitigation	9117	deposit	upper fill of [9116]
Mitigation	9118	deposit	fill of [9116]
Mitigation	9119	deposit	fill of [9116]
Mitigation	9120	deposit	primary fill of [9116]
Mitigation	9121	deposit	Natural
Mitigation	9122	deposit	concrete deposit over [9084]
Mitigation	9123	structure	red brick wall abutting [9070]
Mitigation	9124	deposit	rubble infill
Mitigation	9125	deposit	made ground over [9126]
Mitigation	9126	deposit	made ground over [9134]
Mitigation	9127	deposit	leveling layer over [9034]
Mitigation	9128	deposit	degraded sandstone – natural
Mitigation	9129	deposit	redeposited natural, leveling layer?
Mitigation	9130	cut	construction cut for [9004]
Mitigation	9131	deposit	backfill of [9130]
Mitigation	9132	structure	E-W brick wall
Mitigation	9133	deposit	made ground/ leveling layer over [9134]
Mitigation	9134	deposit	demolition rubble/made ground over [9144]
Mitigation	9135	cut	cut of well
Mitigation	9136	structure	red brick lining for [9135]
Mitigation	9137	deposit	backfill of [9135]
Mitigation	9138	cut	construction cut for [9034]
Mitigation	9139	deposit	fill of [9138]
Mitigation	9140	VOID	VOID
Mitigation	9141	deposit	backfill/leveling over [9142]
Mitigation	9142	deposit	backfill/leveling under [9141]
Mitigation	9143	deposit	overburden, machined off
Mitigation	9144	deposit	sandstone bedrock - natural
Mitigation	9145	deposit	sandstone - natural
Mitigation	9146	cut	cut for ceramic drain/pipe
Mitigation	9147	deposit	backfill of pipe trench [9146]
Mitigation	9148	deposit	made ground/leveling layer over [9147]
Mitigation	9149	deposit	sand bedding layer for [9150]
Mitigation	9150	structure	concrete slab surface
Mitigation	9151	cut	construction cut for [9153]
Mitigation	9152	deposit	bedding layer under [9153]
Mitigation	9153	structure	red brick wall over [9152]
Mitigation	9154	deposit	redeposited natural under [9040]
Mitigation	9155	deposit	demolition layer over [9047]

Site Sub-division	Context No	Context Type	Description
Mitigation	9156	deposit	silty clinker made ground
Mitigation	9157	deposit	natural underlying sandstone paving [9040]
Mitigation	9158	cut	cut for wall [9038]
Mitigation	9159	deposit	fill of cut [9158]
Mitigation	9160	cut	construction cut for [9045]
Mitigation	9161	deposit	fill of [9160]
Mitigation	9162	deposit	backfill of [9135] under [9137]
Mitigation	9163	cut	cut of posthole into [9072]
Mitigation	9164	deposit	fill of [9163]
Mitigation	9165	cut	cut of posthole into [9072]
Mitigation	9166	deposit	fill of [9165]
Mitigation	9167	VOID	VOID
Mitigation	9168	structure	red brick wall = [9025]
Mitigation	9169	structure	N-S red brick wall = [9024]
Mitigation	9170	cut	construction cut for [9168]
Mitigation	9171	deposit	fill of [9170]
Mitigation	9172	deposit	large degraded lump of charcoal
Mitigation	9173	deposit	sandy silt made ground
Mitigation	9174	deposit	made ground over [9173]
Mitigation	9175	deposit	crushed brick, demolition layer?
Mitigation	9176	deposit	made ground over [9175]
Mitigation	9177	deposit	made ground over [9176]
Mitigation	9178	deposit	charcoal deposit over [9177]
Mitigation	9179	deposit	demolition layer/made ground over [9178]
Mitigation	9180	cut	construction cut for [9014]
Mitigation	9181	deposit	fill of [9180]
Mitigation	9182	deposit	possible levelling under [9183]
Mitigation	9183	deposit	redeposited mortar under [9184]
Mitigation	9184	deposit	Levelling
Mitigation	9185	deposit	clayey silt = [9182]
Mitigation	9186	VOID	VOID
Mitigation	9187	deposit	redeposited mortar = [9183]
Mitigation	9188	deposit	Levelling = [9184]
Mitigation	9189	cut	Possible ditch
Mitigation	9190	deposit	fill of [9189]
Mitigation	9191	deposit	sandy clay - natural
Mitigation	9192	deposit	natural underlying [9034]
Mitigation	9193	deposit	redeposited natural under [9018]
Mitigation	9194	deposit	redeposited natural between [9168],[9169]
Mitigation	9195	group	NW cellar complex
Mitigation	9196	deposit	deposit over [9137]
Mitigation	9197	deposit	made ground overlying bedrock [9280]
Mitigation	9198	deposit	sandstone bedrock - natural
Mitigation	9199	structure	red brick wall over [9202]
Mitigation	9200	structure	red brick floor over [9202]
Mitigation	9201	deposit	burnt deposit, leveling layer under [9200]
Mitigation	9202	deposit	natural cut by [1995]
Mitigation	9203	deposit	backfill of cellar [9195]
Mitigation	9204	deposit	silty deposit in NE corner of site

Site Sub-division	Context No	Context Type	Description
Mitigation	9205	structure	red brick and sandstone steps over [9202]
Mitigation	9206	group	ceramic storage vessels under [9203]
Mitigation	9207	structure	south wall of cellar [9195]
Mitigation	9208	structure	E-W red brick early wall foundation
Mitigation	9209	deposit	leveling under [9107], [9034]
Mitigation	9210	structure	sandstone slab under [9104] foundation?
Mitigation	9211	deposit	possible leveling layer/backfill over [9212]
Mitigation	9212	deposit	made ground over [9213]
Mitigation	9213	deposit	sandy clay - natural
Mitigation	9214	deposit	leveling/demolition over [9211]
Mitigation	9215	deposit	fill of [9180]
Mitigation	9216	cut	post hole cut into [9204]
Mitigation	9217	structure	N-S red brick wall = [9028]
Mitigation	9218	structure	sandstone W wall of school = [9029]
Mitigation	9219	structure	red brick wall = [9026]
Mitigation	9220	structure	N wall of school
Mitigation	9221	structure	red brick cellar wall
Mitigation	9222	deposit	leveling layer over [9040]
Mitigation	9223	deposit	fill of posthole [9216]
Mitigation	9224	deposit	fill of posthole [9216]
Mitigation	9225	deposit	fill of cellar = [9260]
Mitigation	9226	deposit	deposit over natural [9070]
Mitigation	9227	deposit	redeposited natural, leveling layer?
Mitigation	9228	deposit	leveling/foundation below [9103]
Mitigation	9229	deposit	fill of [9116]
Mitigation	9230	structure	L' shaped red brick wall over [9305]
Mitigation	9231	deposit	made ground over [9232]
Mitigation	9232	deposit	made ground over [9283]
Mitigation	9233	deposit	made ground over [9257]
Mitigation	9234	VOID	VOID
Mitigation	9235	deposit	leveling/demolition layer over [9247]
Mitigation	9236	deposit	fill of [9284]
Mitigation	9237	cut	modern in [9235]
Mitigation	9238	deposit	modern gravel filling [9237]
Mitigation	9239	structure	red brick wall overlays [9247]
Mitigation	9240	VOID	VOID
Mitigation	9241	structure	N-S red brick wall
Mitigation	9242	deposit	possible leveling for [9241]
Mitigation	9243	deposit	leveling for [9241] under [9242]
Mitigation	9244	deposit	probable leveling for [9241] under [9243]
Mitigation	9245	deposit	leveling for [9241]
Mitigation	9246	deposit	leveling deposit for [9241] over [9306]
Mitigation	9247	deposit	redeposited natural under [9235]
Mitigation	9248	deposit	made ground between [9218],[9219]
Mitigation	9249	deposit	made ground
Mitigation	9250	structure	concrete wall
Mitigation	9251	structure	sandstone wall
Mitigation	9252	VOID	VOID
Mitigation	9253	VOID	VOID

Site Sub-division	Context No	Context Type	Description
Mitigation	9254	structure	N-S sandstone wall
Mitigation	9255	cut	cut for wall [9169]
Mitigation	9256	deposit	fill of [9255]
Mitigation	9257	deposit	made ground over [9279]
Mitigation	9258	deposit	sandstone rubble
Mitigation	9259	deposit	packing material? At base of [9015]
Mitigation	9260	deposit	probable part of demolition backfill
Mitigation	9261	structure	sandstone wall part of [9085]
Mitigation	9262	deposit	rubble deposit over [9050]
Mitigation	9263	group	group number for cellar 1
Mitigation	9264	structure	sandstone stairs
Mitigation	9265	structure	red brick wall = [9061]
Mitigation	9266	structure	E-W red brick wall, part of cellar 7?
Mitigation	9267	structure	red brick platform under [9264]
Mitigation	9268	VOID	VOID
Mitigation	9269	deposit	leveling deposit over [9258]
Mitigation	9270	VOID	VOID
Mitigation	9271	deposit	made ground over [9272]
Mitigation	9272	deposit	made ground over [9273]
Mitigation	9273	deposit	made ground over [9274]
Mitigation	9274	deposit	made ground over [9275]
Mitigation	9275	deposit	redeposited natural under [9274]
Mitigation	9276	deposit	made ground/redeposited natural?
Mitigation	9277	deposit	bedrock natural E of [9136]
Mitigation	9278	structure	red brick wall/butress = [9208]
Mitigation	9279	deposit	Levelling underlying numerous deposits
Mitigation	9280	deposit	natural below [9197]
Mitigation	9281	deposit	redeposited natural, leveling layer
Mitigation	9282	deposit	natural bedrock under [9281]
Mitigation	9283	deposit	working surface on made ground
Mitigation	9284	cut	construction cut for [9136]
Mitigation	9285	VOID	VOID
Mitigation	9286	deposit	slump from quarry edge?
Mitigation	9287	deposit	packing for [9251]
Mitigation	9288	deposit	foundation layer for wall [9251]
Mitigation	9289	deposit	layer of sandy material below [9288]
Mitigation	9290	deposit	natural bedrock
Mitigation	9291	structure	N wall of cellar steps [9264]
Mitigation	9292	structure	S wall of stairs [9264] in cellar 1
Mitigation	9293	structure	part of cellar 1 vaulting?
Mitigation	9294	structure	remains of vaulting for cellar 2
Mitigation	9295	structure	square concrete block against [9058]
Mitigation	9296	deposit	levelling/overburden below car park
Mitigation	9297	cut	geotechnical pit
Mitigation	9298	deposit	fill of geotechnical pit
Mitigation	9299	deposit	dump deposit under [9296]
Mitigation	9300	deposit	rubble deposit below [9296]
Mitigation	9301	deposit	tipping/dumping deposit below [9299]
Mitigation	9302	deposit	leveling/tipping deposit under [9301]

Site Sub-division	Context No	Context Type	Description
Mitigation	9303	deposit	leveling/dumping over [9304]
Mitigation	9304	deposit	dumping under [9300],[9303]
Mitigation	9305	deposit	possible natural
Mitigation	9306	deposit	possible made ground for [9045]
Mitigation	9307	cut	cut for [9309]
Mitigation	9308	deposit	fill of cut [9307]
Mitigation	9309	structure	red brick gully
Mitigation	9310	deposit	fill of [9309]
Mitigation	9311	deposit	bedding layer for [9267]
Mitigation	9312	structure	E-W red brick S wall of toilet block
Mitigation	9313	deposit	Over [9204]

APPENDIX 3: TABLES**Table 1:** Pottery quantification for evaluation (1124b) and excavation (1124c)

Site	Number of sherds	Weight of sherds	Estimated (maximum) number of vessels
Site 1124b	904	20219	697
Site 1124c	5604	102583	4781
Total	6508	122802	5478

Table 2: Ceramic from Evaluation Trench 4 (1124b)

Context	Type	No	Wt	ENV	Part	Form	Decoration	Date range	Notes
2066	Late Blackware	1	16	1	BS	Hollow ware	Shiny black glaze int & ext	C18th	
2066	Slip Coated ware	1	19	1	Rim	Dish	Mottled glaze int & ext	LC17th – C18th	Hard, dense red body w/ white slip under mottled glaze; unusual type
2066	Slipware type 1	1	14	1	Rim	Dish/bowl	Red slip ext, trailed white slip zig-zag line around rim int	C17th – EC18th	Clubbed rim
2066	Slipware type 1	1	16	1	Base	Dish/bowl	Clear glaze int only	C17th – EC18th	
4006	Banded ware	13	63	5	Rim & BS	Bowl	Blue bands and thin brown lines ext	C19th	Carinated 'London' form
4006	BGCW	1	61	1	Base	Jar	Brown glaze in & ext	C18th – C19th	
4006	BGCW	2	44	1	Base	?Dish	Brown glaze int only	C18th – C19th	Unusually thin base
4006	BGCW	2	55	2	Base	?Pancheon	Brown glaze int only	C18th – C19th	
4006	BGCW	1	13	1	Fragment	U/ID	U/Dec	Undated	Heavily overfired, possibly even a waster
4006	BGFW	1	13	1	Rim	Dish	Brown glaze int only	C18th – C19th	
4006	BGFW	1	10	1	BS	Hollow ware	Brown glaze int & ext	C18th – EC19th	
4006	BGFW	1	6	1	BS	Hollow ware	Brown glaze int & ext	C18th	
4006	Blue Banded ware	2	24	1	BS	Bowl	Three thin blue slip lines ext	C19th	Carinated 'London' form
4006	Blue Banded ware	2	18	2	BS	Bowl	Narrow blue band above carination	C19th	Carinated 'London' form
4006	Blue Banded ware	1	2	1	BS	Bowl	Blue band ext	C19th	Crazed & discoloured
4006	Blue Banded ware	1	2	1	Rim	Hollow ware	Small beaded rim, white above blue band	C19th	
4006	Bone China	10	302	1	Profile	Plate	Moulded wavy edge plate w/ gold overglaze detailing	LC19th – EC20th	Abraded edges
4006	Bone China	2	2	2	BS	Hollow ware	U/Dec	C19th	
4006	Bone China	3	1	3	Rim	Cup/bowl	Red lustre line on rim	C19th	
4006	BSGSW	1	6	1	BS	Hollow ware	U/Dec	C19th	
4006	Cane Coloured ware	7	147	1	Ring foot base & handle	Bowl	Deeply incised double wavy line ext	C19th	Dark cane coloured ware; round ring foot base
4006	Cane Coloured ware	2	5	2	BS	Hollow ware	Blue glaze int only	C19th	
4006	Colour Glazed ware	1	2	1	BS	Hollow ware	Shiny brown Rockingham style glaze int & ext	C19th	
4006	Colour Glazed ware	1	1	1	Rim	Hollow ware	Brown glaze int & ext	C19th	
4006	Creamware	1	10	1	Rim	Plate	U/Dec	c.1740 – c.1820	Discoloured
4006	Creamware	1	3	1	Recessed base	Plate	U/Dec	c.1740 – c.1820	
4006	Edged ware	4	148	2	Profile	Plate	Low relief moulded 'Grass' pattern w/ blue paint	E – MC19th	
4006	Edged ware	1	5	1	Rim & footring base	Plate	Plain edge w/ feather-edge blue paint	E – MC19th	
4006	Late Blackware	2	15	2	BS	Hollow ware	Brown glaze int & partially ext	C18th	
4006	Lustre ware	1	2	1	BS	Hollow ware	Gold lustre ext	C19th	
4006	Pearlware	1	1	1	Flake	Hollow ware	U/Dec	c.1780 – c.1840	
4006	Porcelain	1	1	1	BS	Flatware	Hand-painted leaf design int	C18th – C19th	?Imported
4006	Redware	1	25	1	BS	Dish/bowl	Clear glaze int, red slip ext	C17th – C18th	
4006	Roof tile	1	58	1	Fragment	Tile	U/Dec	Undated	
4006	Slip Banded CC ware	1	42	1	Rim	Bowl	Thin white slip lines below rim ext	C19th	Folded rim w/ cavity
4006	Slip Banded CC ware	1	32	1	Rim & spout	Jug	Blue band on neck, thin white slip lines on body	C19th	
4006	Slip Banded CC ware	2	15	1	Rim	?Jug	Blue band on neck, thin white slip lines on body	C19th	Probably part of the jug
4006	Slip Banded CC ware	7	25	7	BS	Hollow ware	Thin white slip lines & blue band	C19th	
4006	Slip Banded CC ware	1	5	1	BS / handle stump	Jug	Thin white slip lines ext, moulded handle terminal	C19th	
4006	Slipware type 1	1	23	1	Flat base	Dish	Feathered orange & white slip int	C17th – EC18th	Flaked & abraded
4006	Sponged ware	1	46	1	Ring foot base	Cup/bowl	Blue sponging in centre of base, int	c.1830+	
4006	Sponged ware	7	32	2	Rim, BS & handle	Cup	Blue sponging ext	c.1830+	
4006	Sponged ware	2	4	1	Rim	Cup/bowl	Blue sponging ext	c.1830+	
4006	Sponged ware	1	20	1	Rim	Plate	Blue sponging around rim	c.1830+	
4006	Sponged ware	10	27	8	BS & handle	Cup	Blue sponging ext	c.1830+	
4006	TGE	2	16	1	Rim	Plate	Hand-painted blue frieze around rim, red paint on ext edge	MC16th – MC18th	
4006	TP Bone China	1	9	1	Rim	Bowl	Pale grey Fibre/Sea Grass int & ext	C19th	Moulded fluting & wavy edge
4006	TP Bone China	1	5	1	Footring base	Cup/bowl	Small frags of TP decoration int & ext	C19th	Round ring foot base
4006	TP Whiteware	11	39	1	Rim	Plate	TP floral design int only	M – LC19th	Crazed & discoloured; unusual design, abraded & shattered
4006	TP Whiteware	1	12	1	Knob	Lid	Stylised floral design on knob	M – LC19th	Reused knob w/ broken stem smoothed off
4006	TP Whiteware	2	40	2	Rim	Plate	Willow	M – LC19th	
4006	TP Whiteware	1	47	1	Rim	Plate	Albion	M – LC19th	Crazed & discoloured
4006	TP Whiteware	6	43	2	Rim	Plate	Albion	M – LC19th	
4006	TP Whiteware	2	14	1	BS	Bowl	Fibre/Sea Grass design in blue ext	M – LC19th	
4006	TP Whiteware	1	3	1	Rim	Bowl	Fibre/Sea Grass design in blue int & ext	M – LC19th	

Context	Type	No	Wt	ENV	Part	Form	Decoration	Date range	Notes
4006	TP Whiteware	1	22	1	Footring base	Plate	Barker's Gem	1839 – 1893	Don Pottery design; see Griffin 2001
4006	TP Whiteware	1	5	1	BS	Plate	Barker's Gem	1839 – 1893	Don Pottery design; see Griffin 2001
4006	TP Whiteware	2	30	1	Rim	Plate	Floral design around rim	M – LC19th	
4006	TP Whiteware	1	10	1	Rim	Plate	Floral design around rim	M – LC19th	
4006	TP Whiteware	3	13	1	Rim	Plate	Stylised curvilinear design int; Flow Blue print	c.1840+	
4006	TP Whiteware	2	16	1	Footring base	Plate	Stylised Chinese landscape int; Flow Blue print	c.1840+	
4006	TP Whiteware	1	6	1	Rim	Hollow ware	Sepia printed Chinese landscape ext, geometric border int	M – LC19th	
4006	TP Whiteware	1	4	1	BS	Hollow ware	U/ID black printed design ext	M – LC19th	
4006	TP Whiteware	1	2	1	Rim	Plate	U/ID TP design int	M – LC19th	Secondarily burnt & blistered
4006	URE	1	1	1	BS	Hollow ware	U/Dec	C19th	
4006	URE	1	1	1	BS	Hollow ware	U/Dec	C19th	
4006	Whiteware	4	13	4	BS	Hollow ware	Hand painted blue linear design ext	C19th	Slightly blistered glaze ext
4006	Whiteware	3	15	2	BS	Flatware	U/ID	C19th	Heavily burnt & discoloured
4006	Whiteware	3	27	1	Footring base	Plate	U/Dec	M – LC19th	
4006	Whiteware	6	39	6	BS	Hollow ware	U/Dec	M – LC19th	
4006	Whiteware	1	6	1	Handle	Cup	U/Dec	M – LC19th	Abraded & discoloured
4006	Whiteware	4	40	1	Recessed base	Hollow ware	Relief moulded body	M – LC19th	
4006	Whiteware	5	26	5	BS	Hollow ware	Relief moulded body	M – LC19th	
4006	Whiteware	1	16	1	Rim	Plate	Relief moulded daisy pattern around rim	M – LC19th	Crazed & discoloured
4006	Whiteware	1	19	1	Ring foot base	Cup/bowl	U/Dec	M – LC19th	Crazed & discoloured; ?Pearlware
4006	Whiteware	1	13	1	Footring base	Plate	U/Dec	M – LC19th	Crazed & discoloured
4006	Whiteware	1	18	1	Fragment	Figurine	Crude, press moulded figurine	C19th	
4006	Whiteware	1	15	1	Ring foot base	Bowl	U/Dec	M – LC19th	Round ring foot base
4006	Whiteware	1	5	1	BS & handle stump	Cup	U/Dec	M – LC19th	
4006	Whiteware	1	10	1	BS	Hollow ware	U/Dec	M – LC19th	Carinated bowl
4006	Whiteware	1	3	1	Rim	Hollow ware	Raised line of dots below rim	M – LC19th	Crazed & discoloured
4006	Whiteware	1	11	1	BS	Plate	U/Dec	M – LC19th	
4006	Whiteware	1	5	1	Rim	Hollow ware	U/Dec	M – LC19th	Crazed & discoloured
4006	Whiteware	6	3	6	Flakes & BS	Hollow ware	U/Dec	M – LC19th	
4006	Whiteware	1	10	1	BS	Flatware	U/Dec	M – LC19th	Crazed & discoloured
4006	Whiteware	2	6	1	Fragment	Conical object	U/Dec	C19th	Burnt & discoloured conical object
4006	YGCW	2	174	1	Base	Pancheon	White slip under clear glaze int only	C18th – C18th	
4006	YGCW	2	384	1	Base	Pancheon	White slip under clear glaze int only	C18th – C19th	
4006	YGCW	1	60	1	Base	Pancheon	White slip under clear glaze int only	C18th – C19th	
4006	YGCW	1	38	1	Base	Pancheon	White slip under clear glaze int only	C18th – C19th	
4006	YGCW	3	642	1	Base	Pancheon	White slip under clear glaze int only	C18th – C19th	Use-wear on underside
4006	YGCW	11	549	9	BS	Pancheon	White slip under clear glaze int only	C18th – C19th	
4006	YGCW	2	129	1	Rim	Pancheon	White slip under clear glaze int only; unslipped line on rim	C18th – C19th	
4006	YGCW	2	431	2	Rim	Pancheon	White slip under clear glaze int only; unslipped line on rim	C18th – C19th	
4007	BGCW	1	23	1	Base	Pancheon/bowl	Black glaze int	C18th	Bright red fabric
4007	BSGSW	1	61	1	Tube handle	Saucepan	U/Dec	C19th – EC20th	Tube handle; see Walter 1999
4007	BSGSW	1	111	1	Profile	Beaker	U/Dec	C19th – EC20th	Small conical beaker w/ recessed base
4007	BSGSW	1	23	1	BS & handle stump	Hollow ware	U/Dec	C19th	
4007	Cane Coloured ware	1	164	1	Footed base	Mug/Jug	U/Dec	C19th	All over yellow/cane coloured finish
4007	Cane Coloured ware	1	32	1	Handle	Mug/Jug	U/Dec	C19th	Large mug or jug
4007	Cane Coloured ware	1	5	1	Rim	Pie dish	U/Dec	C19th	
4007	Coarse Blackware	1	70	1	Rim	Pancheon	Black glaze int only	C18th	Hard fine dark grey fabric; heavy rounded rim
4007	Coarse Blackware	1	33	1	Rim	Dish/bowl	Brown glaze int only	C18th	Fine red fabric
4007	Coarse Blackware	1	37	1	BS	Pancheon	Black glaze int only; glaze fuming ext	C18th	Fine dark red fabric
4007	Creamware	1	9	1	Handle	Jug	Hand painted red sprays on spine of handle	c.1740 – c.1820	
4007	Edged ware	2	11	1	Rim	Plate	Low relief moulded edge w/ pale blue feather-edge paint	C19th	
4007	Edged ware	2	8	2	Rim	Plate	Relief moulded 'Grass' pattern w/ blue paint	c.1810 – c.1830	
4007	Late Blackware	2	44	1	Rim & handle	Porringer	Black glaze int & ext	C18th	Large looped handle; fine dark red fabric
4007	Late Blackware	3	15	1	Rim	Hollow ware	Black glaze int & ext	C18th	Slightly everted rim, possibly a porringer; bright orange fabric
4007	Late Blackware	2	85	2	Base	Hollow ware	Black glaze int	C18th	Black deposit on underside; fine orange fabric
4007	Late Blackware	1	21	1	Rim & spout	Jug	Black glaze int & ext	C18th	Bright orange fabric
4007	Late Blackware	2	46	2	BS & handle stump	Hollow ware	Black glaze int & ext	C18th	Hard, dense dark red fabric

Context	Type	No	Wt	ENV	Part	Form	Decoration	Date range	Notes
4007	Late Blackware	3	7	1	Handle	Hollow ware	Black glaze	C18th	Bright orange fabric
4007	Late Blackware	1	8	1	BS	Hollow ware	Black glaze int & ext	C18th	Hard fine dark red fabric
4007	Late Blackware	4	17	4	BS	Hollow ware	Black glaze int & ext	C18th	Bright orange fabric
4007	Late Blackware	1	17	1	BS	Hollow ware	Black glaze int & partially ext	C18th	Hard red fabric
4007	Late Redware (?)	4	114	3	Profile	Dish/tray	Clear glaze int w/ white trailed slip	C18th – C19th	Unusual rectangular vessel; see also cxt 9113; see notes
4007	Late Redware (?)	1	55	1	Base	Hollow ware	White trailed slip decoration int	C18th – C19th	Black deposit on underside; See notes
4007	Pearlware	1	14	1	Ring foot base	Cup/bowl	U/Dec	c.1780 – c.1840	
4007	Pearlware	1	5	1	BS	Flatware	U/Dec	c.1780 – c.1840	
4007	Stoneware	1	2	1	Rim	Cup/bowl	Diffuse brown bands ext	C19th	Odd sherd
4007	Tile	1	32	1	Fragment	Tile	N/A	LC19th – C20th	
4007	TP Pearlware	1	3	1	Rim	Cup/bowl	Chinese landscape ext; geometric frieze int only	c.1780 – c.1840	Thin walled cup; finely printed
4007	TP Whiteware	1	72	1	Splayed foot	?Jug	Dark 'Flow Blue' type painting on foot	c.1840+	Probably part of a jug and bowl set
4007	TP Whiteware	1	47	1	Rim	Bowl/chamberpot	Wide rim w/ Chinese style border & floral sprays; Flow Blue	c.1840+	
4007	TP Whiteware	3	29	1	Base	Hollow ware	Blue floral spray int	c.1840+	
4007	TP Whiteware	2	40	2	Rim	Plate	Willow	M – LC19th	
4007	TP Whiteware	1	15	1	Flat base	Server	Willow	M – LC19th	Sub-rectangular server w/ grooves on underside of base
4007	TP Whiteware	1	19	1	Flat base	Plate	Willow	M – LC19th	Unusual impressed mark on underside; ?Swilington Bridge – see notes
4007	TP Whiteware	1	10	1	Rim	Cup	Two Temples	M – LC19th	
4007	TP Whiteware	2	12	1	BS	Cup/bowl	Two Temples	M – LC19th	Carinated profile
4007	TP Whiteware	5	4	1	BS	Cup/bowl	Cellular pattern w/ stylised floral design	M – LC19th	
4007	TP Whiteware	1	3	1	Rim	Cup/bowl	Stylised floral design in 'Flow Blue' print	c.1840+	
4007	TP Whiteware	1	4	1	Rim	Hollow ware	Stylised blue design w/ stars	M – LC19th	
4007	TP Whiteware	1	1	1	Rim	Cup/bowl	Flow Blue decoration; U/ID design	c.1840+	
4007	TP Whiteware	7	50	2	Ring foot base & rim	Cup/bowl	Sepia printed design int & ext	1851+	Great Exhibition souvenir vessel; crazed & discoloured
4007	URE	1	40	1	Profile	Dish/tray	U/Dec	C19th – EC20th	Shallow tray, probably a horticultural vessel
4007	URE	1	353	1	Rim	Jar/Planter	Impressed grooves ext	C19th – EC20th	Wide everted rim, knife trimmed on top & int angle
4007	Whiteware	1	3	1	BS	Hollow ware	Hand painted green design ext	C19th	
4007	Whiteware	1	6	1	BS	Hollow ware	Stylised blue, red & green flowers int	M – LC19th	
4007	Whiteware	2	3	1	Rim	Cup/bowl	Hand painted yellow pattern ext	C19th	
4007	Whiteware	1	1	1	Flake	U/ID	U/Dec	M – LC19th	
4007	YGCW	1	203	1	Base	Pancheon	Mottled white glaze int under clear glaze	LC18th – C19th	Black deposit ext
4007	YGCW	1	12	1	BS	Pancheon	Mottled white glaze int under clear glaze	LC18th – C19th	Black deposit ext
4007	YGCW type	1	3	1	BS	Hollow ware	White slip int under clear glaze int; glazed ext	C19th	Very thin base
4012	?Pearlware	1	16	1	Rim	Bowl	U/Dec	c.1780 – c.1840	Folded clubbed rim
4012	?Pearlware	4	4	3	BS	Hollow ware	U/Dec	c.1780 – c.1840	
4012	?Pearlware	1	5	1	Rim	Mug/bowl	U/Dec	c.1780 – c.1840	Plain rim
4012	?Pearlware	2	6	2	BS	Plate	U/Dec	c.1780 – c.1840	
4012	?Pearlware	1	7	1	BS & handle stump	Mug/Jug	U/Dec	c.1780 – c.1840	
4012	?Pearlware	2	18	2	BS	Flatware	U/Dec	c.1780 – c.1840	
4012	BFCW	4	48	4	BS	Hollow ware	Black glaze int & ext	C18th – EC19th	
4012	BGCW	1	209	1	Rim	Large jar	Black glaze int & ext; everted rim w/ ridge on neck	C18th – C19th	
4012	BGCW	1	230	1	Rim & handle	Jar w/ loop handle	Black glaze int & ext	C18th – C19th	
4012	BGCW	1	230	1	Rim & handle	Jar w/ loop handle	Black glaze int & ext; profiled rim & neck	C18th – C19th	Thrown handle
4012	BGCW	1	93	1	Rim	Bowl	Black glaze int & ext	C18th – C19th	Round clubbed rim
4012	BGCW	1	142	1	Rim	Jar	Black glaze int & ext	C18th – C19th	Clubbed hammerhead rim
4012	BGCW	18	496	18	Base & BS	Pancheon	Black glaze int only	C18th- C19th	
4012	BGCW	1	181	1	Base	Pancheon	Black glaze int only	C18th – C19th	White deposit int only
4012	BGCW	2	284	2	Base	Jar	Black glaze int only	[C18th – C19th	Steeper sided than a pancheon
4012	BGCW	1	129	1	Rim	Pancheon	Black glaze int only	C18th – C19th	Rounded rim
4012	BGCW	1	91	1	Rim	Pancheon	Black glaze int only	C18th – C19th	Wide everted rim
4012	BGCW	1	150	1	Rim	Pancheon	Brown glaze int only	C18th – C19th	Thick everted rim
4012	BGFW	2	39	2	Rim & handle stump	Handles jar/Jug	Black glaze int & ext	C18th – EC19th	Boundary between Late Blackware & BGFW is ambiguous
4012	Bone China	1	1	1	Rim	Hollow ware	U/Dec	C19th	
4012	Bone China	1	1	1	BS	Hollow ware	Red band & thin gold lines	MC19th – EC20th	
4012	Bone China	1	1	1	BS	U/ID	Red lustre line	C19th	
4012	Bone China	1	4	1	BS	Hollow ware	Blue & grey-green abstract design ext	MC19th – EC20th	
4012	BSGSW	1	16	1	Rim	Bottle	Brown finish	C19th – EC20th	Funnel-shaped rim, probably a blacking bottle

Context	Type	No	Wt	ENV	Part	Form	Decoration	Date range	Notes
4012	BSGSW	1	34	1	Rim	Jar	Brown ext	C19th – EC20th	Clubbed jar rim
4012	BSGSW	2	17	1	BS	Hollow ware	Rouletted band w/ stamped stars & a wavy 'W' motif	MC19th – EC20th	
4012	BSGSW	1	8	1	Rim	Dish	U/Dec	C19th – EC20th	Wide everted rim
4012	BSGSW	1	5	1	BS/Shoulder	Jar	Impressed grooves int & ext	C19th – EC20th	
4012	BSGSW	1	23	1	BS	Hollow ware	U/Dec	C19th – EC20th	Thick body sherd
4012	BSGSW	5	20	5	BS	Hollow ware	Impressed grooves ext	C19th – EC20th	
4012	BSGSW	1	21	1	Base	Bottle	Pale brown finish	C19th	Illegible maker's stamp ext
4012	BSGSW	1	113	1	Base	Bottle	Grey-brown finish ext	1821-1861	See Askey 1998: 154-6 and notes
4012	Cane Coloured ware	2	48	1	Rim	Dish/bowl	U/Dec	C19th	
4012	Cane Coloured ware	2	27	1	BS	Hollow ware	U/Dec	C19th	Very light cane coloured ware
4012	Cane Coloured ware	8	21	8	BS	Hollow ware	U/Dec	C19th	
4012	Cane Coloured ware	1	12	1	Base	Flatware	U/Dec	C19th	Abraded
4012	Cane Coloured ware	2	33	1	Splayed base	Hollow ware	U/Dec	C19th	Splayed foot w/ recessed base
4012	Cane Coloured ware	1	3	1	Handle	Mug/jug	U/Dec	C19th	
4012	Cane Coloured ware	1	3	1	Recessed base	Hollow ware	Brown band above base	C19th	Discoloured
4012	Colour Glazed ware	6	180	1	Rim	Pie dish	Dark brown Rockingham style glaze int & ext	C19th	White fabric
4012	Colour Glazed ware	3	8	3	BS	Hollow ware	Dark brown Rockingham style glaze int & ext	C19th	White fabric
4012	Colour Glazed ware	2	14	2	Ring foot base	Hollow ware	Dark brown Rockingham style glaze int & ext	C19th	
4012	Colour Glazed ware	1	13	1	BS	Hollow ware	Brown Rockingham style glaze int & ext; moulded band ext	C19th	
4012	Colour Glazed ware	2	7	1	Spout	Teapot	Dark brown Rockingham style glaze int & ext	C19th	
4012	Colour Glazed ware	3	13	3	BS	Hollow ware	Dark brown Rockingham style glaze int & ext	C19th	
4012	Creamware	5	64	5	Base	?Flatware	U/Dec	c.1740 – c.1820	Light Creamware
4012	Creamware	1	4	1	Recessed base	Hollow ware	U/Dec	c.1740 – c.1820	
4012	Creamware	1	1	1	Rim	Plate	U/Dec	c.1740 – c.1820	
4012	Edged ware	2	23	2	Rim	Plate	Wavy-edge plate w/ 'Grass' pattern & blue paint	c.1810 – c.1830	
4012	Edged ware	3	18	2	Rim	Plate	Plain edged w/ feather-edge blue paint	E – MC19th	
4012	Late Slipware	1	7	1	BS	Hollow ware	Geometric 'inlaid' turned design w/ thin blue line	C19th	
4012	Marble	1	6	1	Complete	Marble	U/Dec	C19th	18.7 – 19.4mm diameter
4012	Marble	1	7	1	Complete	Marble	U/Dec	C19th	17.8 – 18.1mm diameter
4012	Redware type	1	24	1	Rim	Bowl	Clear glaze over pinkish slip int	C17th – C18th	Clubbed rim w/ pronounced groove on top
4012	Slip Banded CC ware	3	12	3	BS	Hollow ware	Thin white slip lines ext	C19th	
4012	Slip Banded CC ware	1	16	1	BS & handle	Jug	Thin white slip lines ext & moulded handle terminal	C19th	
4012	Slip Banded CC ware	1	14	1	Rim & spout	Jug	Thin white slip lines & narrow blue band	C19th	Plain rim
4012	Slip Banded CC ware	1	36	1	Rim	Bowl	Narrow diffuse blue line & wide white band ext	C19th	Folded rim w/ cavity
4012	Slip Banded CC ware	3	6	2	BS	Hollow ware	Narrow blue bands ext	C19th	
4012	Slip Banded CC ware	5	9	4	BS	Hollow ware	Blue & white slip lines & bands ext	C19th	
4012	Slip Banded CC ware	1	15	1	BS	Hollow ware	Broad white band & narrow blue line ext & raised ridge	C19th	
4012	Sponged ware	1	6	1	BS	Hollow ware	Blue sponging ext	c.1830+	
4012	Stoneware	1	386	1	Base	Flagon	Green glaze	C19th – EC20th	
4012	Stoneware	2	71	1	Neck & rim	Bottle	Brown finish	C19th – EC20th	
4012	Stoneware	2	27	1	BS	Flagon	Curved impressed design; green finish	MC19th – EC20th	Thick sherd
4012	Stoneware	1	9	1	BS	Hollow ware	Green int & ext	MC19th – EC20th	
4012	Stoneware	1	9	1	BS	Hollow ware	Brownish glaze ext	MC19th – EC20th	
4012	TP Bone China	1	29	1	Footring base	Dish	Two Temples	C19th	Shallow dish
4012	TP Bone China	1	4	1	Footring base	Plate	Purple printed Chinese style pagoda	C19th	
4012	TP Pearlware	1	9	1	Handle	Jug	U/ID TP design ext	c.1780 – c.1840	
4012	TP Whiteware	1	34	1	Profile	Carver/server	Chinese style landscape int	M – LC19th	Flat base, wide flat rim
4012	TP Whiteware	1	30	1	Base	Large plate	Willow	M – LC19th	Double footring base
4012	TP Whiteware	1	29	1	BS	Lid	Willow	M – LC19th	
4012	TP Whiteware	3	21	3	Rim	Plate	Willow	M – LC19th	
4012	TP Whiteware	1	1	1	BS	Plate	Willow	M – LC19th	
4012	TP Whiteware	1	15	1	Handle	Jug	Cellular pattern w/ stylised scroll pattern	M – LC19th	
4012	TP Whiteware	1	20	1	Ring foot base	Jug/bowl	Cellular pattern ext	M – LC19th	Rounded ring foot base
4012	TP Whiteware	1	9	1	Rim	Jug/Mug	Cellular pattern int & ext w/ stylised scrolls	M – LC19th	
4012	TP Whiteware	1	10	1	Rim	Cup/bowl	Gothic/Romantic scene ext; ivy pattern on grid frieze int	M – LC19th	
4012	TP Whiteware	1	15	1	BS	Bowl	Stylised leaf & geometric motif ext	M – LC19th	Carinated form
4012	TP Whiteware	1	2	1	BS	Hollow ware	Chinese landscape	M – LC19th	

Context	Type	No	Wt	ENV	Part	Form	Decoration	Date range	Notes
4012	TP Whiteware	1	3	1	BS	Hollow ware	U/ID design ext	M – LC19th	
4012	TP Whiteware	1	6	1	BS	Hollow ware	U/ID Chinese landscape ext	M – LC19th	
4012	TP Whiteware	3	11	1	Footring base	Plate	Sepia printed gothic landscape	M – LC19th	
4012	TP Whiteware	1	3	1	Footring base	Plate	U/ID TP design int only	M – LC19th	
4012	TP Whiteware	3	7	2	BS	Hollow ware	U/ID TP design ext	M – LC19th	
4012	TP Whiteware	1	2	1	Rim	Plate	Green printed Asiatic Pheasants	M – LC19th	
4012	TP Whiteware	3	30	1	BS	Hollow ware	Purple printed stylised scroll & geometric design ext	LC19th – EC20th	
4012	TP Whiteware	1	3	1	BS	Hollow ware	U/ID design, small fragment only	M – LC19th	
4012	TP Whiteware	1	4	1	Base	Flatware	Small traces of TP design	M – LC19th	
4012	TP Whiteware	1	9	1	Footring base	Plate	Very dark blue U/ID Flow Blue TP design int	c.1840+	Intense blue bleeding into glaze int & ext
4012	TP Whiteware	1	6	1	Rim	Plate	Very dark blue U/ID Flow Blue TP design int	c.1840+	Intense blue bleeding into glaze int & ext
4012	TP Whiteware	1	4	1	BS	Hollow ware	Very dark blue U/ID Flow Blue TP design ext	c.1840+	Intense blue bleeding into glaze ext
4012	URE	1	13	1	BS	Hollow ware	U/Dec	C19th	Probably a flowerpot
4012	Whiteware	1	2	1	BS	Hollow ware	Hand painted floral design ext	M – LC19th	
4012	Whiteware	3	1	2	?Rim	U/ID	U/Dec	M – LC19th	
4012	YGCW	10	525	10	BS	Pancheon	White slip under clear glaze int	C18th – C19th	
4012	YGCW	1	361	1	Base	Pancheon	White slip under clear glaze int	C18th – C19th	Use wear on underside
4012	YGCW	3	32	2	BS	Bowl	Mottled white slip under clear glaze int	LC18th – C19th	
4013	BGCW	3	103	1	Rim	Pancheon	Brown glaze int only	LC18th – C19th	Everted rim
4013	BGCW	1	169	1	Rim	Jar	Black glaze int & ext	C18th – C19th	Sharply everted rim
4013	BGCW	2	259	2	BS	Pancheon	Brown glaze int only	C18th – C19th	
4013	BGFW	2	49	2	BS	Hollow ware	Brown glaze int & ext	C18th – C19th	
4013	BSGSW	1	79	1	Base	Jar	U/Dec	C19th	
4013	Cane Coloured ware	1	96	1	Ring foot base	Bowl	U/Dec	C19th	
4013	Cane Coloured ware	1	46	1	Base	Bowl	White slip int only, rilling around ring foot base	C19th	
4013	Mottled ware	1	7	1	BS	Hollow ware	Mottled glaze int & ext	C18th	
4013	Mottled ware type	1	28	1	Rim	Jar	Dark mottled glaze int & ext	C18th – EC19th	
4013	Sponged ware	4	41	2	Rim	Mug/jug	Blue sponging ext & inside rim	c.1830+	
4013	Sponged ware	3	12	1	Profile	Saucer	Dark blue sponging int only	c.1830+	Footring base
4013	Stoneware	1	195	1	Rim	Flagon	Green finish int & ext	MC19th – EC20th	
4013	TP Bone China	3	36	1	Ring foot base	Cup/bowl	?Two Temples ext; 'Island' pattern inside base	C19th	
4013	TP Whiteware	1	3	1	BS	Hollow ware	Chinese landscape border	M – LC19th	
4013	TP Whiteware	2	2	2	BS	U/ID	U/ID TP designs	M – LC19th	
4013	Whiteware	1	376	1	Base	Jar	U/Dec	M – LC19th	Crazed & discoloured
4013	Whiteware	1	22	1	Electrical component	Perforated disc	U/Dec	LC19th – MC20th	Central hole & two screw holes
4013	YGCW	3	171	1	Rim	Pancheon	White slip under clear glaze	LC18th – C19th	Everted rounded rim
4013	YGCW	2	190	2	BS	Pancheon	White slip int under clear glaze	LC18th – C19th	
4015	BGCW	1	269	1	BS	Pancheon	Brown glaze int only; rilled int & ext	C18th – C19th	
4015	BGCW	4	279	1	Rim & handle	Jar	Brown glaze int & ext	C18th – C19th	Asymmetrical lateral loop handle
4015	BSGSW	2	19	1	Rim	Jar	Incised lines & stamped decoration on body	LC18th – C19th	
4015	Creamware	6	4	1	BS	Hollow ware	Slip banded & turned 'inlaid' brown geometric pattern ext	c.1740 – c.1820	
4015	Pearlware	22	42	1	Rim & BS	Jar	Dark blue hand painted Chinese style design ext	c.1780 – c.1840	Finely made wide shouldered jar
4015	Slip Banded CC ware	1	5	1	BS	Hollow ware	Blue slip bands ext	C19th	Accidental trickle of dark blue across bands
4016	BGCW	1	62	1	BS	Pancheon	Brown glaze int only	C18th – C19th	
4016	YGCW	2	41	1	Rim	Dish/bowl	White slip int w/ red unslipped band inside rim	C18th – C19th	Everted dished rim
4018	Blackware	1	2	1	Rim	Hollow ware	Black glaze int & ext	C17th	Fine hard red fabric
4018	Bone China	1	15	1	Rim	Saucer	Blue sprigged decoration int	C19th	
4018	Creamware	1	3	1	BS/Flake	Flatware	U/Dec	c.1740 – c.1820	
4018	Redware	1	39	1	BS	Dish/bowl	Clear glaze int	C17th – EC18th	
4023	Blackware	1	53	1	Base	Hollow ware	Black glaze ext only	C17th	
4023	Blackware	1	25	1	Handle	Jar/Jug	Black glaze on top	C17th	
4023	Late Blackware	1	25	1	Rim	Bowl	Black glaze int & ext	C18th	Wide-mouthed jar w/ small everted overhanging rim
4023	Late Blackware	1	27	1	Base	Hollow ware	Black glaze int only	C18th	Footed base
4023	Redware type	1	6	1	Rim	Dish/bowl	Traces of red slip ext	C17th – EC18th	External flake only
4023	TP Pearlware	1	3	1	Rim	Cup/bowl	Grey-green TP curvilinear design int & ext	c.1780 – c.1840	
4026	BGCW	1	126	1	BS	Pancheon	Black glaze int only; rilled int & ext	C18th – EC19th	
4026	BGCW	1	38	1	BS	Pancheon	Black glaze int only	C18th – EC19th	

Context	Type	No	Wt	ENV	Part	Form	Decoration	Date range	Notes
4026	Blackware	1	25	1	BS & pierced lug	Flask	Black glaze ext only	C17th	
4026	CMP	1	39	1	Handle	Jug/cistern	U/Dec	LC15th – C16th	
4026	Gritty ware	2	48	1	BS	Hollow ware	Patchy poorly fired purple glaze ext	?Late Medieval	Coarsely tempered w/ quartz & rock frags
4026	Late Blackware	1	79	1	Base	?Jar	Black glaze int & partially ext; red slip ext	C18th	Small footed base
4026	YGFW	1	28	1	Rim	Dish	Thin mottled white slip int only	C18th	
4027	?Pearlware	6	68	3	Ring foot base	Bowl	U/Dec	LC18th – C19th	Round ring foot base; pale ?Pearlware
4027	Banded ware	2	14	2	Rim & BS	Bowl	Rilled band below rim w/ blue paint	C19th	
4027	Banded ware	1	6	1	BS	Hollow ware	Rilled band w/ blue paint & hand-painted blue design ext	C19th	
4027	Banded ware	2	3	2	Rim	Bowl	Black slip lines below rim	C19th	
4027	Banded ware	1	1	1	BS	Bowl	Black slip lines & olive green band ext	C19th	
4027	BGCW	18	413	18	BS	Pancheon	Brown glaze int only	C18th – C19th	
4027	BGCW	2	192	2	Base	Pancheon	Brown glaze int only	C18th - C19th	Use-wear on underside of base
4027	BGCW	2	134	2	BS & handle	Jar	Brown glaze int only	C18th – C19th	
4027	BGCW	1	92	1	Rim	Dish	Brown glaze int only	C18th – C19th	Wide, dished everted rim
4027	BGCW	1	42	1	Rim	Pancheon	Brown glaze int only	C18th – C19th	
4027	BGCW	4	98	4	BS	Hollow ware	Brown glaze int & partially ext	C18th – C19th	
4027	BGCW	1	3	1	BS/flake	Pancheon	Brown glaze int only	C18th – C19th	
4027	Blue Banded ware	2	20	1	BS	Bowl	Three blue lines & a wide blue band ext	C19th	
4027	Bone China	3	3	3	Rim & BS	Cup/bowl	Hand painted red floral design ext	C19th	
4027	Bone China	2	2	2	BS	Hollow ware	U/Dec	C19th	
4027	Bone China	1	2	1	BS	?Dish	Blue & red decoration int only	C19th	
4027	BSGSW	3	22	1	BS	Bottle	Pale brown ext	C19th	
4027	BSGSW	1	33	1	Base	Bottle	Grey w/ brown iron wash, patchy	C18th – C19th	
4027	BSGSW	1	21	1	Base	?Jar	Groove above base	C19th	
4027	BSGSW	2	30	2	BS	Hollow ware	U/Dec	C19th	
4027	BSGSW	3	23	1	BS	Hollow ware	Rouletted line & stamped decoration ext	C19th	
4027	BSGSW	1	28	1	Base	Hollow ware	U/Dec	C19th	
4027	BSGSW	1	2	1	Rim	Dish// bowl	U/Dec	C19th	
4027	BSGSW	1	84	1	Base	Bowl	U/Dec	C19th	
4027	Cane Coloured ware	2	12	1	Rim	Bowl	Unusually thin glaze on a cane coloured body	C19th	Small everted rim
4027	Cane Coloured ware	3	40	3	Ring foot base	Bowl	U/Dec	C19th	Round ring foot base
4027	Cane Coloured ware	1	7	1	Recessed base	Hollow ware	U/Dec	C19th	
4027	Cane Coloured ware	1	15	1	BS/?Base	?Flatware	U/Dec	C19th	
4027	Cane Coloured ware	1	3	1	BS	Hollow ware	U/Dec	C19th	
4027	Cane Coloured ware	1	2	1	BS	Hollow ware	Raised ridge ext	C19th	
4027	Colour Glazed ware	3	8	2	Rim & BS	Hollow ware	Rilled body w/ dark green glaze int & ext	C19th	
4027	Colour Glazed ware	1	1	1	Rim	Cup/bowl	Light green glaze int & ext	C19th	
4027	Colour Glazed ware	1	7	1	Ring foot base	Teapot	Rockingham glaze int & ext	C19th	
4027	Colour Glazed ware	1	1	1	BS	Hollow ware	Rockingham glaze int & ext	C19th	
4027	Colour Glazed ware	1	2	1	BS	Hollow ware	Shiny black glaze int & ext	C19th	
4027	Creamware	1	8	1	Ring foot base	Bowl	U/Dec	c.1740 – c.1820	Angular ring foot base
4027	Creamware	1	12	1	Rim	Bowl	U/Dec	c.1740 – c.1820	Folded rim w/ cavity
4027	Creamware	6	24	6	BS	Hollow ware	U/Dec	c.1740 – c.1820	Very pale (?late) Creamware
4027	Creamware	1	3	1	Rim	U/ID	U/Dec	c.1740 – c.1820	Crazed & discoloured
4027	Creamware	1	1	1	Ring foot base	Bowl	U/Dec	c.1740 – c.1820	
4027	Edged ware	2	4	2	Rim	Plate	Wavy edge plate w/ sharply moulded edge & blue paint	LC18th – EC19th	
4027	Edged ware	1	7	1	Rim	Plate	Wavy edge w/ moulded 'Grass' pattern & blue paint	EC19th	
4027	Edged ware	2	11	1	Rim	Dish/server	Low relief moulding w/ blue feather-edge paint	EC19th	Lid seated rim
4027	Edged ware	5	19	4	Rim	Plate	Low relief moulding w/ blue feather-edge paint	EC19th	
4027	Lustre ware	3	8	1	Rim	Hollow ware	Green glaze w/ lustre int & ext band	C19th	
4027	Mocha ware	1	7	1	Rim	Hollow ware	Thin blue line below rim & blue Mocha tree on white band	C19th	
4027	Pearlware	2	11	1	Recessed base	Plate	U/Dec	c.1780 – c.1840	Crazed & discoloured
4027	Pearlware	1	13	1	Footring base	Plate	U/Dec	c.1780 – c.1840	Crazed & discoloured
4027	Pearlware	3	19	3	BS	Flatware	U/Dec	c.1780 – c.1840	Crazed & discoloured
4027	Pearlware	5	22	5	BS	Hollow ware	U/Dec	c.1780 – c.1840	
4027	Pearlware	1	7	1	Ring foot base	Hollow ware	U/Dec	c.1780 – c.1840	Small round ring foot base
4027	Pearlware	1	1	1	BS	Bowl	Hand painted blue flower ext	EC19th	

Context	Type	No	Wt	ENV	Part	Form	Decoration	Date range	Notes
4027	Porcelain	1	4	1	Ring foot base	Dish	Hand painted Chinese landscape int	C18th – C19th	Possibly imported
4027	Slip Banded CC ware	3	14	3	BS	Hollow ware	Thin blue bands ext	C19th	
4027	Slip Banded CC ware	2	4	1	BS	Hollow ware	White band ext	C19th	
4027	Slip Banded CC ware	1	1	1	BS	Hollow ware	Blue & white lines ext	C19th	
4027	Slip Banded CC ware	1	13	1	Rim	Hollow ware	Thin blue slip line ext	C19th	
4027	Slip Banded CC ware	2	14	1	BS	Hollow ware	White slip band w/ brown slip lines above & below	C19th	
4027	Slip Banded CC ware	1	17	1	BS	Hollow ware	Thin blue line & catseye slip decoration ext	C19th	
4027	Slipware	2	51	2	Rim & base	Dish	Trailed white slip int under clear glaze	C19th	Resembles Type 1 Slipware but fabric is harder and finer
4027	Stoneware	1	5	1	BS	Bottle	Green glaze int & ext	C19th	
4027	Stoneware	1	8	1	BS	Bottle	Green glaze in & ext	C19th	?Hamilton bottle
4027	Stoneware	1	3	1	BS/Shoulder	Bottle	Grey-green finish	C19th	
4027	TP Bone China	1	5	1	Ring foot base	Dish	Stylised floral design int only	C19th	Angular ring foot base
4027	TP Bone China	2	4	1	Rim	Cup/bowl	Stylised floral design int & ext	C19th	
4027	TP Bone China	1	2	1	Rim	Cup/bowl	Chinese landscape border int	C19th	
4027	TP Bone China	1	1	1	BS	Cup/bowl	Chinese landscape ext	C19th	
4027	TP Bone China	1	1	1	Rim	Cup/bowl	U/ID TP design int	C19th	
4027	TP Pearlware	1	2	1	Ring foot base	Footring base	Floral design int	c.1780 – c.1840	
4027	TP Whiteware	1	5	1	Rim	Pot lid	Black printed TP label; 'Bears Grease'	C19th	Hair grease
4027	TP Whiteware	3	17	1	Fragment	Lid / box	Blue printed hachured design ext	M – LC19th	
4027	TP Whiteware	1	6	1	Spout	Jug	Traces of stylised leaf design int & ext	M – LC19th	Crazed & discoloured
4027	TP Whiteware	1	13	1	Rim	Hollow ware	U/ID design w/ rural scene in cartouche int & ext	M – LC19th	
4027	TP Whiteware	7	13	7	BS	Flatware	Willow	M – LC19th	
4027	TP Whiteware	1	4	1	Rim	Plate	Willow	M – LC19th	
4027	TP Whiteware	4	22	4	BS	Dish/tureen	Willow	M – LC19th	
4027	TP Whiteware	1	7	1	BS	Hollow ware	U/ID curvilinear design on a cellular background	M – LC19th	
4027	TP Whiteware	1	7	1	Handle	Jug	Blue printed hachured design on top of handle	M – LC19th	
4027	TP Whiteware	1	2	1	Rim	Cup	Chinese landscape ext w/ border int	M – LC19th	
4027	TP Whiteware	1	13	1	Handle	Jug	Floral design on top of handle	M – LC19th	
4027	TP Whiteware	3	5	3	BS	Hollow ware	U/ID TP designs ext	M – LC19th	
4027	TP Whiteware	1	5	1	Base	Flatware	Gothic landscape int	M – LC19th	
4027	TP Whiteware	1	4	1	Base	Mug/jug	Footed base w/ TP design on body	M – LC19th	
4027	TP Whiteware	6	11	6	Rim & BS	Hollow ware	Regular pattern of blue teardrop shapes int & ext	M – LC19th	
4027	TP Whiteware	1	3	1	Spout	Teapot	U/ID TP design ext	M – LC19th	
4027	TP Whiteware	1	1	1	Rim	Cup/bowl	U/ID TP design int & ext	M – LC19th	Burnt
4027	TP Whiteware	1	2	1	Base	Flatware	Purple TP design int	M – LC19th	
4027	TP Whiteware	1	2	1	BS	Hollow ware	Brown printed curvilinear / geometric design ext	M – LC19th	
4027	TP Whiteware	1	1	1	BS	U/ID	Brown printed U/ID design int	M – LC19th	
4027	URE	1	40	1	Handle	Jug/jar	U/Dec	LC18th – C19th	
4027	URE	1	23	1	Rim	Hollow ware	U/Dec	LC18th – C19th	
4027	URE	1	7	1	BS	Hollow ware	U/Dec	LC18th – C19th	
4027	Whiteware	1	35	1	BS	?Pie dish	U/Dec	M – LC19th	
4027	Whiteware	1	6	1	Rim	Bowl	U/Dec	M – LC19th	
4027	Whiteware	1	24	1	Handle	Jug	Moulded handle fragment	M – LC19th	Crazed & discoloured
4027	Whiteware	1	1	1	Ring foot base	Cup/bowl	U/Dec	M – LC19th	
4027	Whiteware	1	1	1	Rim	Hollow ware	U/Dec	M – LC19th	Crazed & discoloured
4027	Whiteware	1	2	1	Footring base	Flatware	U/Dec	M – LC19th	
4027	YGCW	1	209	1	Rim	Pancheon	Double unslipped bands on rim; white slip int w/ clear glaze	C18th – C19th	
4027	YGCW	1	53	1	Rim	Pancheon	Unslipped rim; white slip int under clear glaze	C18th – C19th	
4027	YGCW	2	30	1	Rim	Dish	White slip int only; beaded rim	C18th – C19th	
4027	YGCW	1	12	1	Rim	Dish	White slip int only; beaded rim	C18th – C19th	
4027	YGCW	4	48	1	Rim	Dish	White slip int only; dished rim	C18th – C19th	
4027	YGCW	3	50	3	BS	Dish/bowl	White slip int under clear glaze	C18th – C19th	
4036	Whiteware	1	17	1	Base	Bowl	Blue glaze int only	M – LC19th	Footed or pedestal base
4045	BGCW	1	27	1	Rim	Dish/bowl	Brown glaze int only; rilled ext	C18th – C19th	Small hammerhead rim
4045	BGCW	1	38	1	BS	Hollow ware	Black glaze int & ext	C18th – C19th	Hard dense dark red fabric
4045	BGCW	1	7	1	BS	Dish/bowl	Brown glaze int only	C18th – EC19th	
4045	BGFW	1	13	1	Rim	Jar	Brown glaze int & ext	C18th – C19th	Folded rim w/ cavity

Context	Type	No	Wt	ENV	Part	Form	Decoration	Date range	Notes
4045	BGFW	1	15	1	Rim	Jar	Brown glaze int & ext	C18th – c19th	
4045	BGFW	7	41	7	BS	Hollow ware	Black glaze int & ext	C18th – EC19th	
4045	BSGSW	3	10	1	Rim	Bowl	Beaded rim w/ stamped designs on body	C19th	
4045	BSGSW	1	1	1	BS	Hollow ware	Thin incised line ext	C18th - C19th	
4045	Colour Glazed ware	1	6	1	BS	Hollow ware	Rockingham style glaze ext	C19th	
4045	Creamware	1	5	1	Rim	Pie dish	U/Dec	c.1740 – c.1820	
4045	Jackfield ware	2	19	1	Base	Teapot	Rouletted / moulded design ext	C19th	
4045	Stoneware	1	63	1	BS	Flagon	Applied & stamped plaque ext	C19th	
4045	Stoneware	1	15	1	Base	Hollow ware	Grey stoneware w/ light iron wash ext	C18th – EC19th	Odd footed base
4045	TGE Tile	1	23	1	Fragment	Wall tile	U/ID landscape scene in blue	C17th – C18th	
4045	TP Whiteware	1	1	1	BS	Flatware	Sepia printed design int only	M – LC19th	
4045	URE	1	33	1	Rim	?Flowerpot	U/Dec	C18th – C19th	Small round everted rim
4055	Redware	1	12	1	Rim	Dish/bowl	White slip int under clear glaze on a pale orange body	C17th – EC18th	
4080	BGCW	1	81	1	Base	Jar	Black glaze int only	C18th – C19th	Footed base
4080	BGCW	1	55	1	BS	Pancheon	Black glaze int only	C18th – C19th	
4080	BGFW type	1	63	1	Base	Dish	Black glaze int only	C18th	Press moulded vessel
4080	BSGSW	1	4	1	BS	Colander	U/Dec	C19th	Perforated body sherd
4080	Colour Glazed ware	1	10	1	Ring foot base	Hollow ware	Dark green glaze int & ext	C19th	Round ring foot base
4080	Creamware	2	4	1	BS	Hollow ware	U/Dec	c.1740 – c.1820	
4080	Midlands Purple ware	1	53	1	Base	Hollow ware	Glaze fuming int & ext	C15th – C18th	Hard, dense semi-vitrified fabric w/ quartz & black grit
4080	Mocha ware	2	10	1	BS	Hollow ware	Black Mocha tree on a buff-brown slip band	C19th	
4080	TP Whiteware	1	12	1	Rim	Plate	Willow	M – LC19th	Crazed & discoloured
4080	URE	1	32	1	Base	?Flowerpot	U/Dec	LC18th - C19th	
4080	WSGSW	1	4	1	Footring base	Plate	Scratch blue int	c.1720 - c.1780	
4080	YGCW	1	23	1	BS	Pancheon	Mottled white slip int under clear glaze	LC18th – C19th	
4084	BGCW	1	115	1	BS	Pancheon	Brown glaze int only	LC18th – C19th	Rilled int & ext
4084	BSGSW	1	18	1	BS	Hollow ware	U/Dec	C19th	
4084	Cane Coloured ware	2	27	1	Footring base	Bowl	U/Dec	C19th	Round ring foot base
4084	Creamware	4	90	2	Profile	Plate	U/Dec	c.1740 - c.1820	Footring base & wide rim
4084	Creamware	2	15	2	Base	Flatware	U/Dec	c.1740 – c.1820	Crazed & slightly discoloured
4084	TP Whiteware	1	6	1	Rim	Bowl/dish	U/ID Chinese landscape int	M – LC19th	
4085	BGCW	3	47	3	BS	Pancheon	Brown glaze int	C18th – C19th	
4085	BSGSW	3	152	1	Lid-seated rim	Jar	Rouletted lines & stamped decoration on body	C19th	
4085	BSGSW	1	6	1	BS	Jar	Grooves ext below shoulder	C19th	
4085	Cane Coloured ware	4	15	3	BS	Hollow ware	One light, two darker CC sherds	C19th	
4085	Colour Glazed ware	1	20	1	BS & handle stump	?Teapot	Brown Rockingham style glaze int & ext	C19th	
4085	Edged ware	2	31	1	Rim	Plate	Poor quality moulded edge w/ blue paint	E – MC19th	
4085	Late Blackware type	1	29	1	BS	Hollow ware	Brown glaze int & partially ext	C18th	Hard dense red fabric
4085	Sponged ware	1	7	1	BS	Hollow ware	Blue sponging ext	c.1830+	
4085	Stoneware	1	28	1	BS	Hollow ware	Green int & ext	C19th	
4085	TP Whiteware	1	6	1	BS	Tureen/dish	?Willow int & ext	M – LC19th	Blurred print
4085	TP Whiteware	1	6	1	Rim & handle stump	Cup	Geometric pattern inside rim	M – LC19th	
4085	TP Whiteware	1	4	1	BS	Flatware	U/ID TP design int	M- LC19th	
4085	URE	2	7	2	BS	Hollow ware	U/Dec	C19th	
4085	Whiteware	2	7	2	BS	Hollow ware	U/Dec	M – LC19th	
4085	Whiteware	1	9	1	Rim	Bowl	U/Dec	M – LC19th	Plain bowl rim
4085	YGCW	1	117	1	Rim	Pancheon	White slip int only; unslipped line on rim	C18th – C19th	
4085	YGCW	2	34	2	BS	Pancheon	White slip under clear glaze int only	C18th – C19th	
4086	BGCW	1	241	1	BS	Hollow ware	Red-brown glaze int only	LC17th – C18th	Knife trimmed ext
4086	BGFW	1	89	1	Base	Hollow ware	Black glaze int only	C18th	Footed base
4086	Late Blackware	1	54	1	BS	Hollow ware	Black glaze int & ext	C18th	
4086	URE	1	65	1	Base	?Flowerpot	U/Dec	C18th – C19th	
4072	BGFW	1	5	1	BS	Hollow ware	Brown glaze int & ext	C18th – EC19th	Bright orange body
4072	BSGSW	2	33	1	Base	Mug	Bulged above flat base	C18th	
4072	BSGSW	1	3	1	BS	Hollow ware	Small part of a rilled band	C18th	
4072	Late Blackware	1	24	1	BS	Hollow ware	Black glaze int & partially ext	C18th	
4072	Redware	3	177	1	Rim	Dish/bowl	Clear glaze int only	C17th – EC18th	

Context	Type	No	Wt	ENV	Part	Form	Decoration	Date range	Notes
4074	BGCW	3	379	3	BS	Pancheon	Black glaze int only	C18th – C19th	
4074	Cane Coloured ware	1	49	1	Base	Pie dish	U/Dec	C19th	
4074	Colour Glazed ware	2	82	1	Spout	Teapot	Moulded spout w/ brown Rockingham glaze int & ext	C19th	
4074	Creamware	3	33	1	Ring foot base	Cup/bowl	U/Dec	c.1740 – c.1820	
4074	Creamware	1	32	1	Profile	Plate	U/Dec	c.1740 – c.1820	
4074	Creamware	2	10	1	Rim	Bowl	U/Dec	c.1740 – c.1820	Folded rim
4074	Creamware	1	1	1	Rim	Plate	U/Dec	c.1740 – c.1820	
4074	Creamware	1	14	1	Flat base	?Pie dish	U/Dec	c.1740 – c.1820	
4074	Creamware	1	4	1	Rim	Small jar	U/Dec	c.1740 – c.1820	Folded rim
4074	Edged ware	1	8	1	Rim	Plate	Wavy edge w/ sharp moulding & blue paint	c.1809 – c.1831	Abraded
4074	Late Blackware	1	9	1	Rim	Bowl	Black glaze int only	C18th	
4074	TP Pearlware	1	3	1	Footring base	Flatware	Willow	c.1780 – c.1840	
4074	TP Pearlware	1	1	1	BS	Cup/bowl	U/ID design int	c.1780 – c.1840	
4074	URE	1	53	1	Rim	Jar	White coating ext; ?whitewash	C18th – C19th	Possibly a horticultural vessel, explaining the odd finish
4074	YGCW	1	29	1	Rim	Dish	White slip int only, some mottling	LC18th – C19th	
4075	Midlands Purple ware	1	8	1	BS	Hollow ware	Purple glaze int & ext	LC15th – C17th	Hard dense semi-vitrified red fabric
4076	BGCW	1	8	1	BS	Dish/bowl	Black glaze int only	C18th	
4076	Green Glazed Sandy ware	1	28	1	Base	Dish/bowl	Patchy green glaze int only	C18th – C17th	Hard, dense quartz tempered red fabric
4076	Redware	2	14	2	BS	Dish/bowl	Clear glaze int only	C17th – EC18th	
4108	TGE	1	1	1	Ring foot base	Plate	White tin glaze ext	MC18th – MC18th	
4108	Yellow ware	1	2	1	Small lug	Hollow ware	White slip int & ext on a red fabric under clear gaze	LC15th – C17th	

Table 3: Ceramic from Trinity Walk Mitigation Works (1124d)

Context	Type	No	Wt	ENV	Part	Form	Decoration	Date range	Notes
9012	BGCW	2	137	2	Base	Pancheon	Black glaze int only	LC18th - C19th	
9012	BGCW	7	284	7	BS	Pancheon	Black glaze int only	LC18th – C19th	
9012	BGFW	1	6	1	BS	Hollow ware	Brown glaze int & ext	C18th – EC19th	
9012	BSGSW	1	34	1	Base	Bowl	U/Dec	C19th	Use-wear on underside
9012	BSGSW	1	14	1	BS	Hollow ware	U/Dec	C19th	
9012	Mocha ware	1	3	1	Rim	Bowl	Blue Mocha decoration on a white slip band	C19th	
9012	Slip Banded CC ware	1	5	1	Rim	Bowl	Pale blue & white bands ext	C19th	
9012	Stoneware	3	76	3	BS	Bottle	Green glaze int & ext	MC19th – EC20th	
9012	TP Whiteware	1	18	1	Rim	Bowl/tureen	Willow	M – LC19th	
9012	TP Whiteware	1	9	1	Rim	Plate	Willow	M – LC19th	
9012	TP Whiteware	2	20	1	Flat base	Carver/server	Willow	M – LC19th	
9012	TP Whiteware	1	7	1	Footring base	Plate	Willow	M – LC19th	
9012	TP Whiteware	2	2	2	BS	Flatware	Willow	M – LC19th	
9012	TP Whiteware	1	2	1	Footring base	Plate	Two Temples	M – LC19th	
9012	Whiteware	3	139	2	Ring foot base	Bowl	U/Dec	M – LC19th	
9018	Banded ware	3	10	1	BS	Hollow ware	Rilled band w/ blue paint & hand painted floral design	M – LC19th	
9018	BGCW	1	73	1	Rim	Pancheon	Brown glaze int only	C18th – C19th	Wide everted rim
9018	BGCW	2	58	2	BS	Pancheon	Brown glaze int only	C18th – C19th	
9018	BGFW	1	9	1	BS	Hollow ware	Brown glaze int & ext	C18th – C19th	
9018	BGFW	9	166	9	BS	Hollow ware	Brown glaze in & partially ext	C18th – C19th	Hard, dense fine dark red fabric
9018	BSGSW	1	63	1	BS	Bottle	U/Dec	C19th	
9018	Colour Glazed ware	1	21	1	Ring foot base	Hollow ware	Brown 'Rockingham' style glaze int & ext	C19th	
9018	Colour Glazed ware	2	11	2	BS	Hollow ware	Brown 'Rockingham' style glaze int & ext	C19th	
9018	Colour Glazed ware	1	2	1	Handle	Hollow ware	Brown 'Rockingham' style glaze int & ext	C19th	
9018	Colour Glazed ware	1	3	1	Rim	Hollow ware	Brown 'Rockingham' style glaze int & ext	C19th	
9018	Creamware	1	4	1	BS	U/ID	U/Dec	c.1740 – c.1820	
9018	Edged ware	1	8	1	Rim	Bowl	Plain rim w/ blue paint	M – LC19th	
9018	Jackfield ware	2	12	1	BS & handle	Hollow ware	Moulded body, plain handle	LC19th	
9018	Lustre ware	1	3	1	BS	Hollow ware	Gold lustre int & ext w/ blue pattern	C19th	
9018	Mocha ware	1	4	1	BS	Hollow ware	Blue Mocha tree on a white slip band	C19th	
9018	Slip Banded CC ware	1	6	1	BS	Bowl	Thin blue lines below everted rim	C19th	

Context	Type	No	Wt	ENV	Part	Form	Decoration	Date range	Notes
9018	Stoneware	2	36	2	BS	Hollow ware	U/Dec; one stamped '... OR ...'	C19th	
9018	TP Whiteware	2	11	2	BS	Flatware	?Barker's Gem	c.1839 – c.1893	
9018	TP Whiteware	1	5	1	Rim	Plate	?Albion	M – LC19th	
9018	TP Whiteware	1	8	1	BS	Flatware	Regular pattern of small dots w/ butterfly	M – LC19th	
9018	TP Whiteware	1	2	1	Rim	Hollow ware	Dark blue line int; text ext '... IN'	M – LC19th	
9018	TP Whiteware	1	3	1	BS	Hollow ware	Text ext: '... was a ... / And hunted...'	M – LC19th	
9018	Whiteware	2	8	2	BS	Hollow ware	Slight bluing	M – LC19th	
9018	YGCW	1	33	1	Rim	Pancheon	White slip int; unslipped rim	C18th – C19th	
9036	Midlands Purple type	1	9	1	Rim	Jar	Brown/purple glaze int & ext	LC15th – C17th	Hard, dense semi-vitrified body w/ fine black grit
9039	Banded ware	1	9	1	BS	Plate	Thin red line int	MC19th – EC20th	
9039	BGCW	1	160	1	Rim	Pancheon	Brown glaze int	C18th – C19th	Round clubbed rim
9039	BGCW	1	41	1	Base	Hollow ware	Brown glaze int	C18th – C19th	Footed base
9039	BGCW	1	10	1	BS	Hollow ware	Brown glaze ext	C18th – EC19th	Probable pot disc 31mm x 29mm
9039	Blue Banded ware	4	22	3	BS	Bowl	Blue bands & lines ext	C19th	
9039	Blue Banded ware	1	4	1	BS	Mug	Rilled band below blue band	C19th	
9039	Cane Coloured ware	2	7	2	BS	Hollow ware	U/Dec	C19th	
9039	Colour Glazed ware	2	25	2	BS	Hollow ware	Blue glaze int, relief moulding ext	M – LC19th	
9039	Colour Glazed ware	1	13	1	Spout	Teapot	Moulded spout w/ brown Rockingham glaze	C19th	
9039	Colour Glazed ware	1	8	1	Lid seated rim	Teapot	Dark brown Rockingham glaze int & ext	C19th	
9039	Colour Glazed ware	3	11	3	BS	Hollow ware	Dark brown Rockingham glaze int & ext	C19th	
9039	Colour Glazed ware	3	18	1	Lid seated rim	Teapot	Brown Rockingham glaze int & ext	C19th	
9039	Late Blackware	1	11	1	Rim	Dish	Brown glaze int only	C18th	
9039	Late Blackware	1	9	1	BS	Hollow ware	Brown glaze int & ext	C18th – EC19th	
9039	Marble	1	1	1	Fragment	Marble	U/Dec	C18th – C19th	Small white marble
9039	Stoneware	1	133	1	Base & feet	Loaf pot	Brown ext, grey int	C19th	
9039	Stoneware	1	52	1	Rim & neck	Bottle	Green ext	MC19th – EC20th	
9039	Stoneware	1	35	1	Rim	Bowl	Brown ext, grey-green int	C19th	
9039	Stoneware	1	17	1	BS	Bottle	Green ext	MC19th – EC20th	
9039	Stoneware	1	2	1	BS	Hollow ware	Brown ext, green int	C19th	
9039	TP Whiteware	3	5	3	Rim	Cup/bowl	Red printed design; Middle-eastern scene w/ floral frieze int	M – LC19th	
9039	TP Whiteware	5	27	5	Rim, footring base & BS	Plate	Asiatic Pheasants	M – LC19th	
9039	TP Whiteware	1	2	1	BS	Hollow ware	U/ID design ext	M – LC19th	
9039	Whiteware	3	29	3	Clubbed rim	Bowl	U/Dec	M – LC19th	Folded rim w/ cavity
9039	Whiteware	9	52	9	BS	Hollow ware	U/Dec	M – LC19th	
9039	Whiteware	3	17	1	Ring foot base	?Mug	U/Dec	M – LC19th	
9039	Whiteware	1	9	1	Ring foot base	?Mug	U/Dec	M – LC19th	
9039	Whiteware	2	29	2	Ring foot base	?Mug	U/Dec	M – LC19th	
9039	Whiteware	1	2	1	Rim	Hollow ware	U/Dec	M – LC19th	
9039	Whiteware	1	5	1	BS	?Hollow ware	U/Dec	M – LC19th	
9039	YGCW	1	98	1	BS	Pancheon	White slip int under clear glaze	C18th – C19th	
9047	?Stoneware	1	19	1	Recessed base	Bowl/dish	U/Dec	C19th	
9047	BGCW	2	485	2	Rim	Pancheon	Black glaze int only	LC18th – C19th	Wide flat everted rim
9047	BGCW	1	81	1	Rim	Pancheon	Brown glaze int only	LC18th – C19th	Fat everted rim
9047	BGCW	1	277	1	Base	Pancheon	Brown glaze int only	LC18th – C19th	Use-wear on underside of base
9047	BGCW	1	124	1	BS	Pancheon	Brown glaze int only	LC18th – C19th	
9047	Bone China	1	15	1	Rim	Plate	Red & green over-glaze painted floral design int	C19th	
9047	Bone China	1	46	1	Profile	Plate	Moulded plate w/ low relief fluting	M – LC19th	Footring base
9047	Bone China	1	8	1	Handle	Gravy boat/jug	U/Dec	C19th	Discoloured
9047	BSGSW	8	1315	1	Profile	Bowl	Bands of stamped motifs ext between herringbone bands	C19th	Sharply everted wide rim
9047	BSGSW	1	215	1	Footed base	Bowl	U/Dec	C19th	Very thick, footed base
9047	Cane Coloured ware	1	23	1	Rim	Pie dish	U/Dec	C19th	Discoloured
9047	Edged ware	1	120	1	Rim	Plate	Low relief moulded edge w/ 'feather-edge' blue paint	EC19th	Later Edged ware
9047	Jackfield ware	1	14	1	Rim	Teapot lid	Moulded lid	LC19th	
9047	Jackfield ware	1	9	1	BS	?Teapot	Moulded bands ext	LC19th	
9047	Jackfield ware	1	9	1	BS	?Teapot	Moulded & engine turned bands ext	LC19th	
9047	Late Slipware	1	2	1	BS	Hollow ware	Geometric wheel-turned pattern ext	C19th	
9047	Slip Banded CC ware	3	161	3	Rim & body	Bowl	Thin white slip lines & a narrow blue band below plain rim	C19th	Carinated 'London' form bowl

Context	Type	No	Wt	ENV	Part	Form	Decoration	Date range	Notes
9047	Sponged ware	1	5	1	Handle	Cup/jug	Blue sponging on ext spine of handle	M – LC19th	
9047	Stoneware	1	44	1	Rim	Loaf pot	Grey green int, brown ext	C19th	
9047	Stoneware	3	124	2	Rim/neck	Bottle	Pale green glaze int & ext	MC19th – EC20th	
9047	Stoneware	1	289	1	Base	Bottle	Yellow-buff finish	C19th	Unusual buff body w/ clear glaze giving yellowish finish
9047	Stoneware	1	52	1	Profile	Conical beaker	U/Dec	C19th	Thick base, domed on underside
9047	TP Bone China	1	29	1	Ring-foot base	Cup/bowl	Gothic castle design int	C19th	Round ring foot base
9047	TP Pearlware	5	73	5	Rim & BS	Flatware	U/ID Chinese landscape designs int	c.1780 – c.1840	
9047	TP Pearlware	2	16	2	BS	Flatware	?Willow	c.1780 – c.1840	
9047	TP Whiteware	2	116	1	Rim & handle	Jug	Blue printed dendritic design ext; moulded handle terminals	M - LC19th	Crazed & discoloured
9047	TP Whiteware	1	15	1	Rim	Plate	Wild Rose	M – LC19th	
9047	TP Whiteware	1	16	1	BS	Hollow ware	U/ID Chinese landscape ext	M – LC19th	
9047	TP Whiteware	1	3	1	BS	Hollow ware	U/ID TP design ext	M – LC19th	
9047	TP Whiteware	1	20	1	Double-footring base	Plate	Willow	M – LC19th	
9047	TP Whiteware	2	42	2	Rim	Plate	Willow	M – LC19th	
9047	TP Whiteware	1	18	1	Footring base	Plate	U/ID exotic landscape int, floral border	M – LC19th	
9047	TP Whiteware	4	122	3	Rim & BS	Bowl	Hawking pattern	c.1842 – c.1929	See base; probably a single vessel
9047	TP Whiteware	1	70	1	Ring foot base	Bowl	Hawking	c.1842 – c.1929	See notes
9047	TP Whiteware	1	7	1	BS	Plate	Willow	M – LC19th	
9047	Yellow ware type	1	6	1	Rim	Bowl	Yellow glaze int & ext	?C17th/C18th	Unusual thin-walled small bowl; date uncertain
9047	YGCW	4	584	3	Base	Pancheon	Clear glaze over white slip int	LC18th – C19th	
9047	YGCW	1	41	1	BS	Pancheon	Clear glaze over white slip int	LC18th – C19th	
9048	Banded ware	1	4	1	Rim	Hollow ware	Four thin green lines between pale blue band & rim	M – LC19th	
9048	Banded ware	3	16	3	Rim	Plate	Blue band around edge of rim	LC19th – EC20th	
9048	BGCW	1	195	1	Rim & handle	Jar	Mottled brown glaze int & ext	C18th – C19th	Lateral handle immediately below everted rim
9048	BGCW	2	124	1	Rim	Jar	Brown glaze int & ext	C18th – C19th	Sharply everted rim
9048	BGCW	18	652	17	BS	Pancheon	Brown glaze int only	C18th – C19th	
9048	BGCW	4	223	1	Rim	Pancheon	Brown glaze int only; everted rim w/ slight rilling	C18th – C19th	
9048	BGCW	3	180	1	Rim	Pancheon	Brown glaze int only	C18th – C19th	
9048	BGCW	3	215	1	Rim	Pancheon	Brown glaze int only	C18th – C19th	
9048	BGCW	4	397	1	Base	Pancheon	Brown glaze int only	C18th – C19th	
9048	BGCW	2	292	1	Base	?Jar	Brown glaze int only	C18th – C19th	Vertical or near vertical sides but glazed int only
9048	BGCW	2	126	2	Rim	Pancheon	Brown glaze int only; everted rim w/ slight rilling	C18th – C19th	
9048	BGCW	1	82	1	BS & handle	Jar	Brown glaze int only	C18th – C19th	Lateral handle
9048	BGCW	1	27	1	Rim	Pancheon	Brown glaze int only	C18th – C19th	
9048	BGCW	2	8	2	BS	Pancheon	Black glaze int only	C18th – C19th	
9048	BGFW	7	88	7	BS	Hollow ware	Brown glaze int & ext	C18th – EC19th	
9048	BGFW	1	10	1	Rim	Jar	Black glaze int & ext	C18th – EC19th	Clubbed rim
9048	Blue Banded ware	12	63	9	Rim & BS	Bowl	Thin blue slip lines ext	M – LC19th	Plain rim; may be one vessel
9048	Blue Banded ware	1	6	1	Rim	Hollow ware	Thin blue slip lines ext	M - LC19th	Slightly everted plain rim
9048	Blue Banded ware	3	7	1	BS	Mug/Jug	Blue band between moulded lines with raised dots	C19th	
9048	Blue Banded ware	2	19	1	BS	?Lid	Domed lid w/ three pale blue slip lines ext	C19th	Unusual form
9048	Blue Banded ware	2	11	1	BS	?Bowl	Blue slip and ext w/ moulded line of raised dots	C19th	
9048	Blue Banded ware	1	4	1	BS	Hollow ware	Diffuse blue band ext	C19th	
9048	Bone China	4	7	3	Rim & BS	Hollow ware	Moulded fluting w/ hand painted blue & red roundels ext	M – LC19th	Possibly a small ornament or fluted cup
9048	Bone China	1	15	1	Ring foot base	Hollow ware	Hand painted blue & red roundel in centre of base int	M – LC19th	Possibly a small ornament or fluted cup
9048	Bone China	1	8	1	Rim	Mug/Jug	Purple printed leaf and berry frieze int & ext	MC19th – EC20th	
9048	Bone China	1	8	1	BS	Plate	U/Dec	MC19th – EC20th	
9048	Bone China	1	6	1	BS	Hollow ware	U/Dec	M – LC19th	Odd form
9048	Bone China	1	2	1	BS	?Flatware	U/Dec	M – LC19th	
9048	BSGSW	1	49	1	Base	Bottle	U/Dec	C19th – EC20th	Hard bright green deposit int
9048	BSGSW	6	104	6	BS	Bottle	U/Dec	C19th – EC20th	Various shades of brown glaze
9048	BSGSW	3	35	2	Neck & rim	Blacking bottle	U/Dec	MC19th – EC20th	Funnel-shaped neck & rim
9048	BSGSW	1	18	1	BS	Bottle	U/Dec	MC19th – EC20th	Stamped maker's mark etc; partially legible, appears to be BOURNE
9048	BSGSW	3	45	3	BS/Shoulder	Bottle	U/Dec	MC19th – EC20th	
9048	BSGSW	1	120	1	Base	Bowl/stew pot	Double rouletted lines ext	MC19th – EC20th	
9048	BSGSW	2	79	2	Base	Bowl/stew pot	U/Dec	MC19th – EC20th	
9048	BSGSW	3	75	3	Rim & BS	Bowl	Stamped herringbone pattern ext	C19th – EC20th	Wide everted rim

Context	Type	No	Wt	ENV	Part	Form	Decoration	Date range	Notes
9048	BSGSW	2	20	2	BS	Hollow ware	Double rouletted bands ext	C19th – EC20th	
9048	BSGSW	1	19	1	Rim	Bowl	U/Dec	C19th – EC20th	Clubbed rim
9048	BSGSW	1	9	1	BS	Hollow ware	Impressed grooves ext	C19th - EC20th	
9048	BSGSW	2	17	2	BS	Hollow ware	Impressed groove ext	C19th – EC20th	
9048	BSGSW	3	33	1	Rim	Jar	U/Dec	C19th – EC20th	Folded rim w/ cavity
9048	BSGSW	5	42	5	BS	Hollow ware	U/Dec	C19th – EC20th	Various shades of brown
9048	BSGSW	1	17	1	Base	Hollow ware	U/Dec	C19th – EC20th	
9048	BSGSW	1	15	1	Base	Hollow ware	U/Dec	C19th – EC20th	
9048	Cane Coloured ware	2	22	1	Footed base	Mug	U/Dec	C19th	Footed, recessed base
9048	Cane Coloured ware	3	38	3	BS & handle stump	Mug/Jug	U/Dec	C19th	
9048	Cane Coloured ware	1	17	1	Base	Mug/Jug	U/Dec	C19th	Footed recessed base
9048	Cane Coloured ware	1	21	1	Rim	Pie dish	U/Dec	C19th	
9048	Cane Coloured ware	1	8	1	Rim	Bowl	Raised blobs on everted curving rim	C19th	
9048	Cane Coloured ware	1	5	1	Handle	Mug/jug	Grooves on top of handle	C19th	Pale cane coloured ware
9048	Cane Coloured ware	2	20	2	BS	Hollow ware	U/Dec	C19th	Pale cane coloured ware
9048	Cane Coloured ware	1	5	1	BS & handle	Mug/jug	Grooves on top of handle	C19th	
9048	Cane Coloured ware	1	3	1	BS	Hollow ware	Raised ridges ext	C19th	
9048	Colour Glazed ware	4	117	1	Recessed base	Teapot	Dark glaze int, dark honey coloured glaze ext; Rockingham type	C19th	
9048	Colour Glazed ware	2	62	1	Ring foot base	Teapot	Rockingham style glaze	C19th	
9048	Colour Glazed ware	3	33	3	Ring foot base	Teapot	Rockingham style glaze	C19th	
9048	Colour Glazed ware	4	73	1	Lid-seated rim	Teapot	Rockingham style glaze	C19th	
9048	Colour Glazed ware	2	20	1	Lid-seated rim	Teapot	Rockingham style glaze	C19th	
9048	Colour Glazed ware	4	34	1	Handle	Teapot	Rockingham style glaze; grooves on top of handle	C19th	
9048	Colour Glazed ware	4	44	4	Lid-seated rim	Teapot	Rockingham style glaze	C19th	
9048	Colour Glazed ware	6	65	6	Handle	Teapot	Rockingham style glaze	C19th	
9048	Colour Glazed ware	1	4	1	Base	Teapot	Rockingham style glaze	C19th	
9048	Colour Glazed ware	46	242	46	BS	Teapot	Rockingham style glaze	C19th	
9048	Colour Glazed ware	8	50	8	Spout	Teapot	Rockingham style glaze	C19th	
9048	Colour Glazed ware	6	19	6	Rim & BS	Hollow ware	Rockingham style glaze & moulded decoration	C19th	Probably part of a tea service
9048	Colour Glazed ware	1	11	1	Ring foot base	Bowl	Dark blue glaze int & ext	M – LC19th	
9048	Creamware	1	38	1	Flat base	Pie dish	U/Dec	c.1740 – c.1820	Crazed & discoloured; spalled ext
9048	Creamware	2	26	1	Recessed base	Hollow ware	U/Dec	c.1740 – c.1820	Flaked
9048	Creamware	1	18	1	BS	Bowl	U/Dec	c.1740 – c.1820	Light Creamware
9048	Creamware	1	3	1	BS	Flatware	U/Dec	c.1740 – c.1820	
9048	Creamware	1	5	1	Knob	?Lid	U/Dec	c.1740 – c.1820	Stub of knob
9048	Edged ware	1	11	1	Rim	Pie dish	Plain everted rim w/ feather-edge blue paint	C – MC19th	
9048	Edged ware	7	44	7	Rim	Plate	Slightly wavy edge w/ relief moulded rim & blue paint	c.1813 – c.1834	Crazed & discoloured; See Brooks 2005
9048	Edged ware	1	5	1	Rim	Rim	Low relief moulded edge w/ blue paint	E – MC19th	
9048	Fired clay	2	2	2	Fragments	N/A	N/A	Undated	Two small fragments of fired clay
9048	Late Blackware	7	56	7	BS	Hollow ware	Black glaze int & partially ext	C18th	
9048	Late Blackware	2	42	2	Base	Hollow ware	Black glaze int	C18th	Footed base
9048	Lustre ware	1	1	1	BS	Hollow ware	Silver lustre int & ext on a fine red body	C19th	
9048	Lustre ware	1	4	1	BS	Hollow ware	Pink lustre linear design ext	C19th	
9048	Lustre ware	6	41	6	Rim, BS & footing base	Plate	Relief moulded daisy pattern around rim; pink lustre design int	C19th	Could be Pearlware
9048	Mocha ware	12	90	6	Rim & BS	Hollow ware	Green Mocha trees on a white slip band, brown line below rim	C19th	Cane Coloured ware body
9048	Mocha ware	2	7	2	BS	Hollow ware	Blue Mocha trees on a white slip band	C19th	Cane Coloured ware body
9048	Pearlware	11	88	7	Foot ring base & BS	Bowl	U/Dec	c.1780 – c.1840	Angular ring foot base
9048	Pearlware	3	8	1	Base	U/ID	U/Dec	c.1780 – c.1840	Very thin base
9048	Pearlware	1	3	1	BS	Hollow ware	U/Dec	c.1780 – c.1840	
9048	Slip Banded CC ware	5	43	4	BS & handle stump	Hollow ware	Blue and white slip lines ext	C19th	
9048	Slip Banded CC ware	8	46	8	BS	Hollow ware	Narrow white slip band flanked by brown lines above & below	C19th	
9048	Slip Banded CC ware	1	36	1	BS & handle stump	Mug	Six thin white slip lines ext	C19th	
9048	Slip Banded CC ware	4	17	4	BS	Hollow ware	Pale blue narrow bands ext	C19th	
9048	Slip Banded CC ware	4	22	4	BS	Hollow ware	Thin white slip lines & pale blue bands ext	C19th	
9048	Slip Banded CC ware	3	24	3	BS	Hollow ware	Thin white slip lines ext	C19th	
9048	Sponge Printed ware	10	132	8	Base, Rim & BS	Mug	Dark blue sponge printed pattern ext	c.1840+	Mug w/ recessed base
9048	Sponged ware	1	21	1	Rim	Plate	Blue sponged pattern around wide rim	c.1830+	

Context	Type	No	Wt	ENV	Part	Form	Decoration	Date range	Notes
9048	Sponged ware	1	6	1	Rim/spout	Jug	Blue sponging int & ext	c.1830+	
9048	Sponged ware	3	10	3	BS	Hollow ware	Blue sponging ext & one sherd int	c.1830+	
9048	Sponged ware	1	3	1	Rim	Hollow ware	Blue sponging int & ext	c.1830+	
9048	Sponged ware	1	4	1	BS	Flatware	Purple sponging int	c.1830+	
9048	Sponged ware	1	3	1	Footring base	Flatware	Blue sponging int	c.1830+	
9048	Sponged ware	1	1	1	BS	Hollow ware	Blue sponging ext	c.1830+	
9048	Sponged ware	1	10	1	BS	Hollow ware	Rilled band ext; sponged on body	c.1830+	
9048	Stoneware	1	86	1	Rim, neck& shoulder	Bottle	Green glaze	C19th – EC20th	
9048	Stoneware	5	35	4	BS	Bottle	U/Dec	MC19th – EC20th	Green int & ext
9048	Stoneware	2	19	2	BS	Hollow ware	Bright shiny yellow-brown glaze int & ext on a buff stoneware body	C19th – EC20th	
9048	Stoneware	2	23	2	Base & BS	Jar	U/Dec	C19th – EC20th	White stoneware
9048	Stoneware	2	19	2	BS	Hollow ware	U/Dec	C19th – EC20th	Buff stoneware
9048	Stoneware	9	144	7	BS	Hollow ware	Mottled grey stoneware w/ sparse iron wash ext	C18th – C19th	
9048	Stoneware	1	9	1	Lid seated rim	Lidded vessel	Impressed stippled chevron design ext	MC19th – EC20th	
9048	Stoneware	1	2	1	BS	Hollow ware	U/Dec	C19th	
9048	TP Bone China	1	2	1	Rim	Plate	Fibre/Sea Grass int	M – LC19th	
9048	TP Whiteware	11	62	10	Rim/footring base/BS	Plate	Wild Rose	M – LC19th	
9048	TP Whiteware	3	20	3	Rim & BS	Plate	Albion	M – LC19th	
9048	TP Whiteware	1	6	1	Rim	Plate	Albion	1844 – 1870	Printed mark; see notes
9048	TP Whiteware	5	36	1	Footring base	Plate	Eton College	M – LC19th	
9048	TP Whiteware	4	26	3	Rim	Plate	Stylised floral border	M – LC19th	Possibly one plate
9048	TP Whiteware	4	28	4	Rim	Plate	Stylised floral border	M – LC19th	Possibly one plate
9048	TP Whiteware	1	8	1	Rim	Plate	?Asiatic Pheasants	M – LC19th	
9048	TP Whiteware	2	22	1	BS	Hollow ware	Rural scene with houses	M – LC19th	
9048	TP Whiteware	1	18	1	BS	Plate	?Asiatic Pheasants	M – LC19th	Secondarily burnt
9048	TP Whiteware	1	32	1	Ring foot base	?Dish	Green printed design w/ trees int	M – LC19th	
9048	TP Whiteware	1	10	1	Footring base	Plate	Sharp brown printed rural scene int	M – LC19th	
9048	TP Whiteware	1	8	1	Rim	Mug	Black printed geometric frieze inside rim	M – LC19th	
9048	TP Whiteware	4	13	2	Rim	Mug/jug	Green geometric border int w/ stylised flowers; rural scene w/ tower ext	M – LC19th	
9048	TP Whiteware	1	2	1	BS	Plate	Purple printed Willow border	M – LC19th	
9048	TP Whiteware	3	9	3	BS	Flatware	U/ID TP designs int only	M – LC19th	
9048	TP Whiteware	2	11	1	Footring base	Plate	Eton College	M – LC19th	
9048	TP Whiteware	1	10	1	Footring base	Plate	U/ID floral/rural design int only	M – LC19th	
9048	TP Whiteware	1	8	1	BS	Hollow ware	U/ID rural design ext	M – LC19th	
9048	TP Whiteware	1	13	1	BS	Hollow ware	U/ID all-over design int & ext	M – LC19th	
9048	TP Whiteware	1	7	1	Flat base	Dish/bowl	U/ID design int	M – LC19th	
9048	TP Whiteware	2	13	2	BS	?Flatware	Poorly executed circle & diamond design int	M – LC19th	
9048	TP Whiteware	1	5	1	BS	Plate	Two Temples	M – LC19th	
9048	TP Whiteware	2	4	2	BS	Hollow ware	U/ID TP design ext	M – LC19th	
9048	TP Whiteware	1	4	1	BS	Hollow ware	U/ID pale purple rural scene ext	M – LC19th	
9048	TP Whiteware	1	4	1	Footring base	Plate	Black printed design w/ part of a tower & geometric border	M – LC19th	
9048	TP Whiteware	1	2	1	BS	Flatware	Purple printed geometric design int	M – LC19th	
9048	TP Whiteware	43	223	36	Rim, BS, footring base	Plate	Willow	M – LC19th	
9048	TP Whiteware	1	20	1	Rim	Server/tureen	Willow	M – LC19th	
9048	TP Whiteware	2	14	2	BS	Dish/tureen	Willow	M – LC19th	
9048	TP Whiteware	1	1	1	Rim	Cup/mug	Geometric design int only	M – LC19th	
9048	TP Whiteware	2	4	2	Rim & spout	Hollow ware	Black printed floral design w/ blue, red & green detailing	M – LC19th	
9048	TP Whiteware	1	1	1	BS	Flatware	U/ID TP design	M – LC19th	
9048	URE	3	52	3	BS	Hollow ware	U/Dec	C19th – EC20th	
9048	URE	1	80	1	Base	Hollow ware	U/Dec	C19th – EC20th	
9048	Whiteware	7	90	3	Flat base	Pie dish	Crazed & discoloured	M – LC19th	
9048	Whiteware	11	95	3	BS & footring base	Plate	U/Dec	M – LC19th	Crazed & discoloured
9048	Whiteware	2	25	2	Rim	Flatware	Relief moulded leaf motif around rim	M – LC19th	
9048	Whiteware	4	40	1	Footring base	Plate	U/Dec	M – LC19th	
9048	Whiteware	2	44	1	Footring base	Plate	U/Dec	M – LC19th	
9048	Whiteware	5	41	4	Rim	Plate	U/Dec	M – LC19th	
9048	Whiteware	15	100	15	BS	Hollow ware	U/Dec	M – LC19th	

Context	Type	No	Wt	ENV	Part	Form	Decoration	Date range	Notes
9048	Whiteware	2	33	1	Ring foot base	Bowl	U/Dec	M – LC19th	Round ring foot base
9048	Whiteware	1	23	1	Flat base	Pie dish	U/Dec	M – LC19th	
9048	Whiteware	3	25	3	Footring base	Plate	U/Dec	M – LC19th	
9048	Whiteware	1	11	1	Ring foot base	Bowl	U/Dec	M – LC19th	Round ring foot base
9048	Whiteware	1	8	1	Rim	Pie dish	U/Dec	M – LC19th	
9048	Whiteware	3	15	3	BS	Flatware	U/Dec	M – LC19th	
9048	Whiteware	1	1	1	BS	Hollow ware	Relief band ext	M – LC19th	Crazed & discoloured
9048	YGCW	5	100	4	BS	Pancheon	White slip under clear glaze int only	C18th – C19th	
9048	YGCW	2	103	1	Rim	Pancheon	White slip under clear glaze int only	C18th – C19th	Wide everted rim
9048	YGCW	2	88	2	Base	Pancheon	White slip under clear glaze int only	C18th – C19th	Flat base
9048	YGCW	2	29	1	Rim	Pancheon/bowl	Mottled white slip under clear glaze int	C18th – C19th	Wide everted rim
9048	YGCW	1	14	1	Rim	Bowl	White slip under clear glaze int only	LC18th – C19th	Round rim, probably folded
9048	YGCW	1	1	1	Base	Bowl	White slip under clear glaze int only	C18th – C19th	
9050	?Late Blackware	2	12	1	BS	Hollow ware	Black glaze int & ext; raised ridge ext	?C18th	Dark orange sandy fabric
9050	Blackware type	1	19	1	BS	Hollow ware	Patchy purple glaze int & ext	C17th	
9050	U/ID	1	4	1	BS	Hollow ware	Shiny glaze ext	Undated	Odd buff fabric
9051	BGFW	1	2	1	BS	Hollow ware	Shiny metallic brown glaze int & ext	C18th – EC19th	
9051	Late Blackware	1	4	1	Base	Hollow ware	Black glaze int only	C18th	
9051	URE	1	17	1	BS	Hollow ware	U/Dec	C19th	Black deposit int only
9051	WSGSW	1	4	1	Handle	Mug/Jug	U/Dec	c.1720 – c.1780	
9052	BSGSW	1	5	1	BS	Dish	U/Dec	LC18th – C19th	
9052	Creamware	2	9	1	Rim	Dish	U/Dec	c.1740 – c.1820	
9052	URE	1	37	1	BS	U/ID	U/Dec	C19th	Black deposit int only
9052	Whiteware	2	6	2	BS	Flatware	U/Dec	M – LC19th	
9054	?Redware	2	40	1	Rim/flake	Dish/bowl	External flake, no internal surface	LC17th – C18th	
9054	BGCW	1	82	1	Base	Jar	Black glaze int only	C18th – EC19th	Footed base
9054	BGCW	2	63	2	BS	Hollow ware	Brown glaze int only	C18th – C19th	
9054	BGFW	1	9	1	BS	Hollow ware	Brown glaze int & partially ext	C18th – EC19th	
9054	BGFW	1	3	1	Rim	Flatware	Shiny brown glaze int & ext	C18th	Unusual sherd & form
9054	Blackware	2	4	1	BS	Hollow ware	Black glaze int & ext	C17th	Could be C18th Late Blackware
9054	Coarse Blackware	1	62	1	Handle	Hollow ware	Shiny black glaze all over	LC17th – C18th	
9054	Creamware	2	10	1	Rim	Plate	Wavy-edge plate	c.1740 – c.1820	
9054	Creamware	2	13	2	Footring base	Flatware	U/Dec	c.1740 – c.1820	
9054	Creamware	1	5	1	Rim	Bowl	U/Dec	c.1740 – c.1820	Plain rim
9054	Late Blackware	1	15	1	BS	Hollow ware	Shiny black glaze int & ext	C18th	Fabric resembles Blackware, glaze looks later
9054	TP Whiteware	2	22	2	Rim	Plate	Willow	M – LC19th	
9054	TP Whiteware	1	11	1	Footring base	Plate	Willow	M – LC19th	
9054	Whiteware	1	16	1	Ring foot base	Server/tureen	U/Dec	M – LC19th	
9056	YGCW	1	16	1	BS	Bowl	White slip under clear glaze ext	LC18th – C19th	
9056	BGCW	4	55	4	BS	Pancheon	Brown glaze int only	C18th – C19th	
9056	BGFW	1	4	1	BS	Hollow ware	Black glaze int & ext	C18th	
9056	Blue Banded ware	1	1	1	BS	Hollow ware	Blue band ext	C19th	
9056	BSGSW	1	6	1	BS	Hollow ware	U/Dec	C18th – C19th	
9056	Cane Coloured ware	1	1	1	BS	Hollow ware	U/Dec	C19th	
9056	Coarse Blackware	1	17	1	BS	Hollow ware	Black glaze int, patchy black glaze int	C17th – EC18th	Hard, dense red fabric
9056	Creamware	1	2	1	Rim	Plate	U/Dec	c.1740 – c.1820	
9056	Creamware	3	4	3	BS	Hollow ware	U/Dec	c.1740 – c.1820	
9056	Stoneware	1	2	1	BS	Bottle	Greenish glaze	C19th	
9056	TP Whiteware	3	3	3	BS	U/ID	U/ID TP designs	M – LC19th	
9056	URE	1	2	1	BS	Hollow ware	U/Dec	C19th	
9056	Whiteware	1	2	1	BS	Flatware	U/Dec	M – LC19th	
9088	Stoneware	2	141	1	Rim & shoulder	Bottle	Green int & ext	C19th – EC20th	
9088	Stoneware	2	155	1	Base	Bottle	Green int & ext	C19th – EC20th	Stamped above base; '...CKERD / ...EDS'
9088	URE	1	167	1	Perforated base	Flowerpot	U/Dec	LC18th – EC20th	
9088	YGCW	1	191	1	Rim	Pancheon	White slip int under clear glaze; unslipped band inside rim	C18th – C19th	
9071	?Late Blackware	1	4	1	Base	Hollow ware	Brown glaze int only	C18th	
9071	BGCW	3	180	3	BS	Pancheon	Brown glaze int only	LC18th – C19th	

Context	Type	No	Wt	ENV	Part	Form	Decoration	Date range	Notes
9071	BGCW	1	29	1	Handle	Jar	Shiny brown glaze int & ext	C19th	Lateral handle
9071	BGCW	1	29	1	Rim	Bowl/Dish	Sparse brown glaze int	C18th – EC19th	Groove round ext of rim
9071	BGFW	3	25	3	BS	Hollow ware	Shiny brown glaze int & ext	C18th – EC19th	Greyish white deposit int
9071	BGFW	3	33	3	BS	Hollow ware	Brown glaze int & partially ext	C18th – EC19th	
9071	BGFW	3	13	3	BS	Hollow ware	Brown glaze int & ext	C18th – EC19th	
9071	Black Basalt	1	5	1	BS	Hollow ware	Machine turned rilling ext	MC18th	
9071	Blue Banded ware	1	5	1	BS	Carinated bowl	Thin blue slip lines ext	C19th	London form bowl
9071	Blue Banded ware	1	2	1	BS	Hollow ware	Blue ext	C19th	
9071	Bone China	1	1	1	Rim	Cup/bowl	U/Dec	C19th	
9071	BSGSW	1	48	1	Ring foot base	Bowl	Incised grooves ext	C19th	Round ring foot base w/ use-wear on underside of foot
9071	BSGSW	1	14	1	Base	Bottle	U/Dec	C19th	
9071	BSGSW	1	9	1	BS	Hollow ware	Brown salt glaze int & ext	C19th	
9071	Cane Coloured ware	1	5	1	BS	Hollow ware	U/Dec	C19th	
9071	Creamware	5	20	5	BS	Hollow ware	U/Dec	c.1740 – c.1820	
9071	Creamware	1	12	1	BS	Hollow ware	Relief band ext	c.1740 – c.1820	
9071	Creamware	1	5	1	Ring foot base	Bowl	U/Dec	c.1740 – c.1820	
9071	Creamware	1	1	1	Rim	Plate	U/Dec	c.1740 – c.1820	
9071	Edged ware	1	1	1	Rim	Plate	Relief moulded edge w/ feather-edged blue paint	EC19th	
9071	Mocha ware	1	2	1	BS	Hollow ware	Blue mocha tree on white slip band w/ thin blue line below	C19th	
9071	Pearlware	3	3	3	BS	Hollow ware	U/Dec	c.1780 – c.1840	
9071	Slip Banded CC ware	1	1	1	BS	Hollow ware	Thin white slip lines ext	C19th	
9071	Stoneware	1	71	1	Rim	Loaf pot	Brown ext; grey int	C19th	
9071	Stoneware	1	18	1	BS	Bottle	Pale green glaze int & ext	C19th	
9071	Stoneware	1	3	1	BS	Hollow ware	Green glaze int & ext	C19th	Stamped letters ext; '...FL...'
9071	Stoneware	1	12	1	BS	Hollow ware	Yellowish glaze int	C19th	
9071	TP Bone China	1	1	1	BS	U/ID	U/ID TP design int	C19th	
9071	TP Whiteware	1	10	1	Rim	Plate	Scroll frieze w/ thistle design around rim	M – LC19th	See also context 9128
9071	TP Whiteware	4	2	4	Rim & BS	Plate	Willow	M – LC19th	
9071	TP Whiteware	2	6	1	BS	Flatware	U/ID TP design int	M – LC19th	
9071	TP Whiteware	2	20	2	BS	Flatware	Chinese landscape int	M – LC19th	
9071	TP Whiteware	1	10	1	BS	Flatware	Black printed stylised flower pattern	M – LC19th	See also context 9125
9071	TP Whiteware	1	1	1	Rim	Flatware	U/ID geometric border	M – LC19th	
9071	TP Whiteware	2	3	2	BS	Hollow ware	Floral design ext	M – LC19th	
9071	TP Whiteware	1	2	1	BS	Hollow ware	Blue spots int & ext	M – LC19th	
9071	TP Whiteware	1	1	1	BS	Hollow ware	Purple printed leaf design ext	MC19th – EC20th	
9071	TP Whiteware	1	4	1	BS	Hollow ware	U/ID black printed design on a salmon pink band	MC19 th - EC20th	
9071	TP Whiteware	1	1	1	BS	U/ID	Brown printed floral design int & ext	C19th	
9071	TP Whiteware	1	1	1	Rim	Hollow ware	Purple printed design int & ext	M – LC19th	
9071	U/ID	1	4	1	BS	Fragment	Shiny brown glaze ext	C19th – C20th	Odd coarse buff fabric
9071	Whiteware	1	2	1	BS	Hollow ware	Hand painted green design ext, black line int	M – LC19th	
9071	Whiteware	1	1	1	BS	Hollow ware	Blue line ext; flow-blue effect	c.1840+	
9071	Whiteware	5	9	5	BS	Hollow ware	U/Dec	M – LC19th	
9071	YGCW	1	117	1	Base	Pantheon	White slip int under clear glaze int	LC18th – C19th	
9075	BGCW	1	46	1	Base	Hollow ware	Black glaze int only	LC18th – C19th	
9075	Cistercian ware	2	3	1	BS	Hollow ware	U/Dec	c.1450 – c.1600	
9075	Colour Glazed ware	6	35	3	Rim & BS	Hollow ware	Mottled glaze int & ext	C19th	
9075	Drainpipe	1	53	1	Fragment	Pipe	U/Dec	Recent	Thin glaze int
9075	TP Whiteware	1	1	1	BS	U/ID	?Willow	M – LC19th	
9075	URE	1	4	1	BS	Hollow ware	U/Dec	Undated	Soft orange sandy ware; abraded
9077	?Pearlware	1	4	1	BS	Hollow ware	Overglaze painted thin red lines & dots	c.1780 – c.1840	
9077	Banded ware	2	4	1	BS	Carinated bowl	Blue band & brown slip line ext	C19th	Carinated 'London' form
9077	BGFW	3	22	3	BS	Hollow ware	Brown glaze int only	C18th – EC19th	
9077	Bone China	2	2	2	BS	U/ID	U/Dec	C19th	
9077	Bone China	1	1	1	Rim	Hollow ware	U/Dec	C19th	
9077	Bone China	1	3	1	Rim	Plate/saucer	Pale blue Chinese border int	C19th	
9077	Bone China	1	1	1	Rim	Cup/bowl	Pale blue cellular border	C19th	
9077	BSGSW	3	15	3	BS	Hollow ware	U/Dec	C19th	

Context	Type	No	Wt	ENV	Part	Form	Decoration	Date range	Notes
9077	BSGSW	1	8	1	BS/Shoulder	Bottle	U/Dec	C19th	
9077	BSGSW	1	4	1	Base	?Bottle	U/Dec	C19th	
9077	Cane Coloured ware	3	15	1	Handle	Jug	U/Dec	C19th	
9077	Colour Glazed ware	2	21	1	BS	Hollow ware	Green glaze ext, white slip int under clear glaze	C19th	
9077	Creamware	3	15	3	Footring base	Plate	U/Dec	c.1740 - c.1820	
9077	Creamware	3	6	3	Rim	Plate	U/Dec	c.1740 - c.1820	
9077	Creamware	2	18	1	Rim	Pie dish	U/Dec	c.1740 - c.1820	
9077	Creamware	13	32	13	Base	Flatware	U/Dec	c.1740 - c.1820	
9077	Creamware	3	10	3	BS	Plate	U/Dec	c.1740 - c.1820	
9077	Creamware	8	30	8	BS	Hollow ware	U/Dec	c.1740 - c.1820	
9077	Creamware	2	17	2	BS	Hollow ware	Raised ridge ext	c.1740 - c.1820	
9077	Creamware	1	1	1	Rim flake	Bowl	U/Dec	c.1740 - c.1820	
9077	Creamware	1	1	1	Rim	Small jar	U/Dec	c.1740 - c.1820	Small folded rim w/ cavity
9077	Edged ware	2	19	1	Rim	Plate/server	Wavy moulded edge w/ blue paint	c.1809 - c.1831	
9077	Edged ware	1	7	1	Rim	Plate	Moulded 'Grass' pattern w/ blue paint	LC18th - EC19th	
9077	Edged ware	1	9	1	Rim	Plate	Wavy edge w/ moulding & blue paint	LC18th - EC19th	
9077	Edged ware	1	11	1	Rim	Pie dish	Blue feather-edged paint on narrow rim	C - MC19th	
9077	Fine Redware	1	5	1	BS	Hollow ware	Engine turned incised decoration	C19th	
9077	Late Blackware	2	6	2	BS	Hollow ware	Black glaze int & ext	C18th	Thin body sherds
9077	Late Blackware	1	8	1	BS	Hollow ware	Black glaze int & partially ext	C18th	
9077	Mottled ware type	2	4	1	BS	Hollow ware	Mottled glaze int only	C18th	
9077	Pearlware	1	4	1	Rim	Pie dish	U/Dec	c.1780 - c.1840	
9077	Pearlware	3	27	2	Flat base	Dish/bowl	U/Dec	c.1780 - c.1840	
9077	Pearlware	6	20	5	Footring base	Plate	U/Dec	c.1780 - c.1840	
9077	Pearlware	14	20	14	Base	Flatware	U/Dec	c.1780 - c.1840	
9077	Pearlware	1	1	1	Ring foot base	Cup/bowl	U/Dec	c.1780 - c.1840	
9077	Pearlware	6	5	6	BS	Hollow ware	U/Dec	c.1780 - c.1840	
9077	Slip Banded CC ware	1	2	1	Rim	Bowl	Pale diffuse blue band below rim	C19th	
9077	Slipware type	3	82	1	Rim	?Loaf pot	Trailed slip int only	?C19th	See also cxt 4007, 9112 & 9112 for similar sherds
9077	TP Pearlware	1	2	1	Ring foot base	Plate	TP printed text 'THE ...'	c.1780 - c.1840	
9077	TP Whiteware	2	24	2	Rim	Plate	Willow	M - LC19th	
9077	TP Whiteware	2	5	1	Footring base	Plate	Willow	M - LC19th	
9077	TP Whiteware	10	14	10	BS	Hollow ware	U/ID TP designs ext	M - LC19th	
9077	TP Whiteware	2	6	2	BS	Plate	U/ID TP design int	M - LC19th	
9077	TP Whiteware	1	3	1	Rim	?Jug	U/ID TP designs int & ext	M - LC19th	
9077	TP Whiteware	1	6	1	BS	Hollow ware	U/ID TP designs int & ext	M - LC19th	
9077	TP Whiteware	1	2	1	Rim	Bowl	U/ID TP design int	M - LC19th	
9077	TP Whiteware	2	2	2	BS	?Dish/bowl	U/ID TP design int	M - LC19th	
9077	URE	2	2	2	BS	Hollow ware	U/Dec	C19th	
9077	YGCW type	1	37	1	BS	Hollow ware	White slip ext under clear glaze, clear glaze int	C19th	Unusual sherd
9078	Banded ware	3	10	2	Rim & footring base	Plate	Thin red, blue & green bands int	M - LC19th	
9078	BGCW	1	156	1	Rim	Dish/pancheon	Brown glaze int only	LC18th - C19th	Wide everted rim
9078	BGCW	3	76	3	BS	Pancheon	Brown glaze int only	LC18th - C19th	
9078	BGFW	6	51	6	BS	Hollow ware	Brown glaze int & ext	C18th - C19th	?Late Blackware
9078	Blue Banded ware	2	1	2	BS	Hollow ware	Blue ext	C19th	
9078	Bone China	1	6	1	Rim	Plate	Blue sprigged vine-leaf decoration int	C19th	
9078	Bone China	1	5	1	Footring base	Plate	U/Dec	C19th	
9078	Bone China	1	1	1	BS	Hollow ware	Pinkish lustre-like decoration ext	C19th	
9078	Bone China	1	1	1	BS	Hollow ware	Painted decoration ext but badly burnt	C19th	Secondarily burnt
9078	Bone china	1	1	1	Rim	Hollow ware	U/Dec	C19th	
9078	BSGSW	1	1	1	Rim	Hollow ware	U/Dec	C19th	
9078	Cane Coloured ware	1	24	1	Rim	Pie dish	U/Dec	C19th	
9078	Creamware	1	20	1	Footring base	Plate	U/Dec	c.1740 - c.1820	
9078	Creamware	1	9	1	Rim	Bowl	U/Dec	c.1740 - c.1820	
9078	Creamware	1	16	1	Ring foot base	Bowl	U/Dec	c.1740 - c.1820	Rounded footring w/ use-wear on underside
9078	Creamware	1	3	1	Recessed base	Plate	U/Dec	c.1740 - c.1820	
9078	Creamware	2	10	2	Flat base	Dish	U/Dec	c.1740 - c.1820	

Context	Type	No	Wt	ENV	Part	Form	Decoration	Date range	Notes
9078	Creamware	6	24	6	BS	Plate	U/Dec	c.1740 – c.1820	
9078	Creamware	4	8	4	Rim	Flatware	U/Dec	c.1740 – c.1820	
9078	Creamware	1	5	1	Ring foot base	Bowl	U/Dec	c.1740 – c.1820	
9078	Creamware	11	30	11	BS	Hollow ware	U/Dec	c.1740 – c.1820	
9078	Creamware	1	2	1	Rim	Pie dish	U/Dec	c.1740 – c.1820	
9078	Edged ware	1	8	1	Rim	Plate	Low relief moulded wavy edge w/ feather-edge blue paint	c.1810 – c.1830	
9078	Late Blackware	1	21	1	Base	Hollow ware	Black glaze int only	C18th	
9078	Pearlware	2	6	2	Rim	Cup/bowl	Hand painted Chinese landscape ext; narrow linear frieze int	c.1780 – c.1840	Secondarily burnt
9078	Pearlware	1	2	1	Rim	Cup/bowl	Hand-painted Chinese landscape ext	c.1780 – c.1840	
9078	Pearlware	1	2	1	Rim	Cup/bowl	Hand painted stylised pattern ext; linear frieze int	c.1780 – c.1840	
9078	Pearlware	1	1	1	Recessed base	Plate	U/Dec	c.1780 – c.1840	
9078	Pearlware	1	1	1	BS	Hollow ware	U/Dec	c.1780 – c.1840	
9078	Slip Banded CC ware	1	9	1	BS	hollow ware	Thin blue line ext	C19th	
9078	Slip Banded CC ware	1	3	1	BS	Hollow ware	Black & white slip lines ext	C19th	
9078	Sponged ware	1	1	1	BS	Hollow ware	Blue sponging ext	c.1830+	
9078	TGE	2	11	1	Rim	Plate	Complex hand-painted blue design int only	MC18th – MC18th	
9078	TGE	1	4	1	BS	Flatware	Internal glaze entirely removed	MC18th – MC18th	
9078	TGE	1	1	1	BS	Flatware	Blue hand-painted design int only	MC18th – MC18th	
9078	TP Bone China	1	1	1	Rim	Cup/bowl	?Two Temples	C19th	
9078	TP Bone China	1	3	1	Rim	Cup/bowl	Chinese/oriental scene w/ figure ext	C19th	
9078	TP Pearlware	1	1	1	Rim	Plate	Very clear, sharp TP Chinese style border int only; wavy plate edge	c.1780 – c.1840	
9078	TP Pearlware	1	1	1	BS	Hollow ware	U/ID design ext only	c.1780 – c.1840	
9078	TP Whiteware	3	14	3	Rim & BS	Plate	Willow	M – LC19th	One sherd w/ part of maker's mark on underside
9078	TP Whiteware	1	11	1	Base	Flatware	Two Temples	M – LC19th	Part of printed mark on underside
9078	TP Whiteware	1	28	1	Handle	Jug	Stylised leaf decoration on cellular background on spine of handle	M – LC19th	
9078	TP Whiteware	2	11	1	Rim	Plate	Wild Rose border	M – LC19th	
9078	TP Whiteware	1	4	1	Rim	Flatware	U/ID floral design int	M – LC19th	
9078	TP Whiteware	1	2	1	Footring base	Plate	Two Temples	M – LC19th	
9078	TP Whiteware	2	3	2	BS	Flatware	U/ID TP design int	M – LC19th	
9078	TP Whiteware	1	1	1	BS	Flatware	Willow	M – LC19th	
9078	TP Whiteware	1	1	1	BS	Hollow ware	Willow ext	M – LC19th	
9078	Whiteware	1	1	1	BS	Hollow ware	U/Dec	M – LC19th	Secondarily burnt
9078	Whiteware	4	12	4	BS	Hollow ware	U/Dec	M – LC19th	
9078	Whiteware	1	3	1	BS	Flatware	U/Dec	M – LC19th	
9078	Whiteware	1	3	1	Footring base	Hollow ware	U/Dec	M – LC19th	
9078	Whiteware	1	3	1	BS	Flatware	U/Dec	M – LC19th	
9081	Whiteware	1	8	1	Complete	Gaming piece	Cube w/ four grooved sides	MC19th – EC20th	Small find number 1
9084	Late Blackware	1	8	1	Handle	Hollow ware	U/Dec	C18th	
9084	Slip Coated ware	1	2	1	BS	Hollow ware	Thin slip under brown glaze int & ext	C18th	
9088	Cistercian ware	2	3	1	Rim	Hollow ware	Brown glaze int & ext	c.1450 – c.1800	Blistered glaze int & ext
9089	BGCW	1	31	1	BS & Spigot hole	Cistern	Thin brown glaze int & ext	LC18th – C17th	Homogeneous red fabric w/ white streaks
9089	BGCW	1	6	1	BS	Hollow ware	Thin brown glaze int & ext	C17th	
9089	Buff Gritty ware	1	17	1	BS	Hollow ware	U/Dec	Late Medieval	
9089	Midlands Purple type	1	6	1	BS	Hollow ware	Patchy purple glaze int & ext	C18th – C17th	
9090	BGFW	2	3	2	BS& flake	U/ID	Brown/purple glaze int & ext on a buff fabric	C17th – C18th	Hard, dense, semi-vitrified buff fabric w/ fine black grit
9090	Blackware	1	27	1	BS & Neck	Bottle/flask	Black glaze ext only	C17th	
9092	Late Yellow ware type	1	8	1	BS	Hollow ware	Hard yellow glaze int & ext	C17th?	Hard, dense, semi-vitrified buff fabric w/ fine black grit
9103	?Cane Coloured ware	1	6	1	BS	Hollow ware	U/Dec	?C19th	Odd sherd, not typical Ccw
9103	?URE	1	17	1	BS/Flake	Hollow ware	N/A	Undated	Internal surface flaked
9103	BGFW	3	21	3	BS	Hollow ware	Black glaze int & ext	C18th	
9103	BGFW	1	7	1	BS	Hollow ware	Black glaze int only	C18th	
9103	Creamware	1	10	1	Rim	Plate	Wavy-edge plate	c.1740 – c.1820	
9103	Late Blackware	1	15	1	BS	Hollow ware	Black glaze int & partially ext	C18th	
9103	Late Blackware	1	8	1	Rim	Bowl	Black glaze int & ext	C18th	Small everted overhanging rim
9103	Porcelain	2	5	2	Rim	Cup/bowl	Brown ext, blue hand-painted geometric frieze inside rim	C17th – C18th	?Imported; unusual external finish
9104	?Sponged ware	1	4	1	BS	Flatware	?Blue sponging int	c.1830+	Heavily secondarily burnt
9104	?TP Pearlware	1	21	1	Ring foot base	Bowl	U/ID black printed design ext	c.1780 – c.1840	Angular ring foot base

Context	Type	No	Wt	ENV	Part	Form	Decoration	Date range	Notes
9104	?TP Pearlware	7	63	1	Footring base	Plate	Willow	c.1780 – c.1840	Crazed & discoloured; could be Whiteware
9104	?TP Pearlware	1	10	1	Rim	Mug	Black printed text inside geometric border	C.178- - c.1840	See notes
9104	Banded Creamware	7	69	1	Rim & BS	Mug	Mottled banding & recessed lines; handle stump	c.1740 – c.1820	
9104	Banded ware	7	36	1	BS	?Jug	Blue band w/ thin brown lines above & below	C19th	Globular body w/ bands on maximum girth
9104	Banded ware	2	30	1	Rim & spout	Jug	Moulded rim, blue band on neck & on body, possible sprigged decoration	C19th	
9104	Banded ware	3	19	1	Recessed base	Hollow ware	Blue body w/ thin brown line	C19th	
9104	Banded ware	5	68	2	Rim & BS	Carinated bowl	Broad blue band w/ thin brown lines above & below	C19th	Carinated 'London' form bowl
9104	Banded ware	5	20	1	BS	Carinated bowl	Two brown lines above carination, pale grey band on body	C19th	Carinated 'London' form bowl
9104	Banded ware	1	16	1	Ring foot base	Carinated bowl	Two brown lines above carination, pale grey band on body	C19th	Carinated 'London' form bowl; round ring foot base
9104	Banded ware	4	17	4	BS	Carinated bowl	Blue band above carination	C19th	Carinated 'London' form bowl
9104	Banded ware	1	12	1	BS	Carinated bowl	Narrow blue band & black slip line above carination	C19th	Carinated 'London' form bowl
9104	Banded ware	17	68	17	BS	Bowl	Various combinations of blue and brown slip lines ext	C19th	
9104	Banded ware	7	17	7	BS	Hollow ware	Blue band ext	C19th	
9104	Banded ware	4	21	2	Rim	Bowl	Blue band w/ double black slip lines above & below	C19th	
9104	Banded ware	2	7	1	Rim	Bowl	Blue band w/ diffuse brown line below rim	C19th	
9104	Banded ware	2	6	2	Rim	Bowl	Blue band ext	C19th	
9104	Banded ware	1	9	1	BS & handle stump	Jug	Blue band, white handle	C19th	
9104	Banded ware	1	4	1	Rim	Bowl	Brown slip line, grey-green band ext	C19th	
9104	Banded ware	3	5	3	BS	Hollow ware	Brown slip line & green-brown band ext	C19th	
9104	Banded ware	1	4	1	Rim	Bowl	Blue line and grey-green band below rim	C19th	
9104	Banded ware	1	4	1	Rim & spout	Jug	Blue band ext	C19th	
9104	Banded ware	1	2	1	BS	Bowl	Three blue slip lines ext	C19th	
9104	Banded ware	1	2	1	BS	Bowl	Black slip line ext	C19th	
9104	Banded ware	2	6	1	BS	Hollow ware	Blue & brown slip lines, 'inlaid' slip linear pattern ext	C19th	
9104	Banded ware	1	1	1	Rim	Hollow ware	Pale blue band below rim, 'inlaid' slip pattern on body	C19th	
9104	Banded ware	12	77	6	BS	Bowl	Rilled band w/ blue paint & hand painted stylised blue floral design	C19th	
9104	Banded ware	1	11	1	Rim	Bowl	Blue body, brown rim	C19th	
9104	Banded ware	1	2	1	Rim	Hollow ware	Moulded herringbone pattern below rim, broad blue band, ?sprigged decoration	C19th	
9104	Banded ware	1	1	1	BS	Hollow ware	Moulded circles, blue band	C19th	
9104	Banded ware	2	46	1	Base	Mug/Jug	Diffuse blue line above base	C19th	
9104	BGCW	100	1793	100	BS	Pancheon	Brown glaze int only	C18th – C19th	
9104	BGCW	100	2138	100	BS	Pancheon	Brown glaze int only	C18th – C19th	
9104	BGCW	24	1075	24	BS	Pancheon	Brown glaze int only	C18th – C19th	
9104	BGCW	25	2080	25	Rim	Pancheon	Brown glaze int only	C18th – C19th	Normal variation in rim shape; square to flat everted; some fabric variation
9104	BGCW	17	1146	12	Rim	Pancheon	Brown glaze int only	C18th – C19th	Normal variation in rim shape; square to flat everted; some fabric variation
9104	BGCW	10	672	7	Rim	Jar	Black glaze int & ext; round clubbed rim w/ ridge on neck	C18th – C19th	Distinctive jar form
9104	BGCW	1	62	1	Rim	Jar	Brown glaze int & ext	C18th – C19th	Short everted rim
9104	BGCW	1	105	1	Lid seated rim	Jar	Brown glaze int & ext	C18th – C19th	
9104	BGCW	9	1432	8	Base	Pancheon	Brown glaze int only	C18th – C19th	Use-wear on underside
9104	BGCW	7	1677	7	Base	Jar	Brown glaze int only	C18th – C19th	Steep sided vessels; use ear on underside
9104	BGCW	2	260	1	Collared rim	Jar	Brown glaze int & ext	C18th – C19th	Flat-topped collared rim
9104	BGCW	11	634	8	Handle	Jar	Black glaze int & ext	C18th – C19th	Hard, fine fabric
9104	BGCW	1	9	1	BS	?Pancheon	Brown glaze int only	C18th – C19th	Pot disc 25.6 x 27.9mm
9104	BGCW	1	2	1	BS	Hollow ware	Brown glaze int only	C18th – C19th	
9104	BGCW	1	45	1	Rim	Pancheon	Brown glaze int only	C18th – C19th	
9104	BGCW type	1	165	1	Rim	Pancheon	Brown glaze int only	C18th – C19th	Form is a fine pancheon in a fine, hard dense fabric rather than normal BGCW
9104	BGFW	86	990	86	BS	Hollow ware	Brown glaze int & ext/partially ext	C18th – C19th	Orange fabric resembling BGCW
9104	BGFW	14	286	14	Flat base	Hollow ware	Brown glaze int only	C18th – C19th	Orange fabric similar to BGCW but thinner & smaller vessels
9104	BGFW	2	84	1	Base	Jar	Black glaze int only	C18th – C19th	Footed base; orange fabric
9104	BGFW	2	15	2	Rim	Bottle/Flagon	Black glaze int & ext	C18th – C19th	Very unusual form; narrow diameter bottle / flagon rim & neck
9104	BGFW	4	57	4	BS	Hollow ware	Brown glaze int & ext	C18th – EC19th	Orange fabric
9104	BGFW	1	5	1	BS	Hollow ware	Black glaze int & ext	C18th – EC19th	
9104	BGFW type	1	29	1	Rim	Jar	Black glaze int & ext	C18th – EC19th	Triangular profile rim
9104	Black Basalt	1	3	1	Rim	Lid	Turned w/ combed decoration	C19th	
9104	Blackware	1	7	1	BS	Hollow ware	Black glaze int & ext	C17th	Possibly an irregular sub-rectangular pot disc
9104	Bone China	4	11	3	Footring base & BS	Flatware	Fibre/Sea Grass pattern int only	C19th	
9104	Bone China	1	37	1	Ring foot base	Cup/bowl	U/Dec	C19th	Round ring foot base

Context	Type	No	Wt	ENV	Part	Form	Decoration	Date range	Notes
9104	Bone China	1	1	1	Rim	Hollow ware	Chinese landscape border int	C19th	
9104	Bone China	3	13	1	Footring base	Plate	Moulded fluting int	C19th	
9104	Bone China	1	18	1	Ring foot base	Cup/bowl	Moulded body w/ ridged profile	C19th	
9104	Bone China	2	41	1	Rim & spout	Jug	Moulded body & spout w/ gold overglaze detailing ext	MC19th – EC20th	
9104	Bone China	5	75	1	Profile	Plate	Low relief moulding int & blue sprigged floral elements	C19th	Footring base
9104	Bone China	2	4	1	BS	Plate	Blue sprigged elements int	C19th	
9104	Bone China	2	3	1	Rim	Saucer	Moulded fluting int	MC19th – EC20th	
9104	Bone China	1	6	1	Handle	Cup	Decorative moulded handle	C19th	
9104	Bone China	3	6	3	BS	Flatware	U/Dec	C19th	
9104	Bone China	3	6	3	BS	Hollow ware	U/Dec	C19th	
9104	Bone China	2	9	1	Footring base	Plate	U/Dec	C19th	
9104	Bone China	2	22	2	Rim	Plate	Moulded plate rim	C19th	
9104	Bone China	3	20	1	Rim	Plate	Hand painted overglaze floral design int	C19th	
9104	Bone China	2	14	1	Rim	Plate	Hand painted overglaze floral design int	C19th	
9104	Bone China	1	15	1	Rim	Plate	Hand painted overglaze floral design int; wavy rim	C19th	
9104	Bone China	4	10	3	Rim & BS	Flatware	Red painted floral design int	C19th	
9104	Bone China	2	5	1	Footring base	Flatware	Red painted floral design int	C19th	
9104	Bone China	1	1	1	Rim	Cup/bowl	Sepia & green hand-painted floral design ext	C19th	
9104	Bone China	1	2	1	BS	Flatware	Red & green hand painted floral design int only	C19th	
9104	Bone China	1	3	1	Rim	Plate	Low relief moulded design int only	C19th	
9104	Bone China	1	1	1	BS & handle	Cup	U/Dec	C19th	
9104	Bone China	1	5	1	Rim	Plate	U/Dec	C19th	
9104	Bone China	3	6	3	Rim	Flatware	U/Dec	C19th	
9104	Bone China	1	1	1	Rim	Cup/bowl	U/Dec	C19th	
9104	Bone China	3	4	3	Fragments	?Flatware	U/Dec	C19th	
9104	Bone China	1	5	1	BS	Flatware	Hand painted overglaze floral design	C19th	
9104	Bone China	1	16	1	Rim	Plate	Wavy edge	C19th	
9104	Bone China	6	11	6	BS	Hollow ware	U/Dec	C19th	
9104	Bone China	1	5	1	Ring foot base	Bowl	U/Dec	C19th	
9104	BSGSW	3	46	1	S-Ped base	Bowl	U/Dec	C19th	Prominent foot
9104	BSGSW	1	169	1	S-Ped base	Bowl	U/Dec	C19th	Prominent foot
9104	BSGSW	2	99	1	Flat base	Bowl	U/Dec	C19th	Impressed grooves on body
9104	BSGSW	6	119	3	BS	Hollow ware	U/Dec	C19th	Thick body sherds
9104	BSGSW	15	70	15	BS	Hollow ware	Impressed grooves ext	C19th	
9104	BSGSW	2	57	2	Base & foot	Loaf pot	U/Dec	C19th	
9104	BSGSW	15	182	15	BS	Hollow ware	U/Dec	C19th	Various sherd thicknesses
9104	BSGSW	3	21	1	Rim	Bowl	U/Dec	C19th	Sharply everted flat rim
9104	BSGSW	2	32	2	BS	Hollow ware	U/Dec	C19th	
9104	BSGSW	3	22	3	BS	Hollow ware	Rouletted band ext	C19th	
9104	BSGSW	1	17	1	Rim	Jar	Clubbed rim & incised lines ext	C19th	
9104	BSGSW	1	9	1	Handle	Jar	U/Dec	C19th	
9104	BSGSW	1	80	1	Base	Bottle	U/Dec	C19th	
9104	BSGSW	1	36	1	BS & shoulder	Bottle	U/Dec	C19th	
9104	BSGSW	1	34	1	Base	Bottle	U/Dec	C19th	
9104	BSGSW	1	8	1	Rim	Jar	U/Dec	C19th	
9104	BSGSW	1	9	1	BS	Hollow ware	Moulded band ext	C19th	
9104	BSGSW	1	6	1	Base	Hollow ware	U/Dec	C19th	
9104	BSGSW	1	4	1	BS	Hollow ware	Stamped decoration ext	C19th	
9104	BSGSW	1	10	1	BS	Hollow ware	U/Dec	C19th	
9104	BSGSW	1	3	1	BS	Hollow ware	Stamped linear design ext	C19th	
9104	BSGSW	1	1	1	Rim	Hollow ware	Ridge below rim	C19th	
9104	BSGSW	1	4	1	BS	Hollow ware	U/Dec	C19th	
9104	BSGSW	7	208	1	Rim & spout	Jug	U/Dec	C19th	Black deposit ext
9104	BSGSW	5	58	5	BS	Hollow ware	U/Dec	C19th	Black deposit ext
9104	BSGSW	4	149	4	BS	Hollow ware	Stamped & moulded band ext	C19th	Black deposit ext
9104	BSGSW	1	36	1	BS & handle stump	Hollow ware	Band of stamped arches ext	C19th	
9104	BSGSW	1	5	1	BS	Hollow ware	Stamped floral designs between rouletted lines	C19th	

Context	Type	No	Wt	ENV	Part	Form	Decoration	Date range	Notes
9104	BSGSW	1	15	1	BS	Hollow ware	Lines of stamped designs between rouletted bands	C19th	
9104	BSGSW	1	5	1	Rim	Hollow ware	U/Dec	C19th	
9104	BSGSW	3	85	1	BS	Jar	Stamped/moulded decorations in bands around body	C19th	Black deposit int
9104	BSGSW	3	26	1	Rim	Jar	Narrow band of stamped decoration ext; beaded rim	C19th	
9104	BSGSW	1	8	1	BS	Hollow ware	Narrow band of stamped arcs ext	C19th	
9104	BSGSW	1	12	1	BS	Hollow ware	Rouletted band w/ bands of stamped stars ext	C19th	
9104	BSGSW	2	7	2	BS	Hollow ware	Moulded narrow decorative band ext	C19th	
9104	BSGSW	1	2	1	BS	Hollow ware	Rouletted band ext	C19th	
9104	BSGSW	8	54	8	BS	Hollow ware	Incised line ext	C19th	
9104	BSGSW	38	397	38	BS	Hollow ware	U/Dec	LC18th – C19th	Various shades of brown; not bottles
9104	BSGSW	1	66	1	Profile	Lid	Impressed concentric lines on top	C19th	Angular knob
9104	BSGSW	2	50	2	Rim	Dish	Impressed lines ext	C19th	
9104	BSGSW	2	24	2	Rim	Dish	U/Dec	C19th	
9104	BSGSW	1	21	1	Base	Mug	Bulged foot w/ fine ridges above	C18th	
9104	BSGSW	1	60	1	Base	Hollow ware	U/Dec	C19th	Footed base
9104	BSGSW	1	51	1	Ring foot base	Bowl	U/Dec	C19th	
9104	BSGSW	1	63	1	Base	Jar	Ridge above base	LC18th – C19th	
9104	BSGSW	1	38	1	Base	Bowl	U/Dec	LC18th – C19th	Footed base, semi-recessed underside
9104	BSGSW	1	19	1	Base	Bowl	U/Dec	C19th	
9104	BSGSW	1	13	1	Flat base	Bowl	U/Dec	C19th	
9104	BSGSW	1	7	1	Rim	Jar	U/Dec	C19th	Folded clubbed rim
9104	BSGSW	3	17	3	Base	Hollow ware	U/Dec	C19th	
9104	BSGSW	1	18	1	Base	?Jar	Groove above base	C19th	
9104	BSGSW	1	21	1	Rim	Jar/beaker	Rim defined by groove	C19th	
9104	BSGSW	2	3	2	Rim	Lid	U/Dec	C19th	
9104	BSGSW	1	63	1	Base	Small bottle	U/Dec	C19th – Ec20th	?Ink bottle
9104	BSGSW	2	141	1	Rim & handle	Bottle	Even pale brown finish	C19th – EC20th	Possibly a European mineral water bottle (?Apollinaris)
9104	BSGSW	3	3	3	BS	Hollow ware	U/Dec	C19th	
9104	Cane Coloured ware	87	408	87	BS	Hollow ware	U/Dec	C19th	
9104	Cane Coloured ware	3	74	2	Rim	Pie dish	Low relief moulded edge; 'Grass' pattern	C19th	
9104	Cane Coloured ware	18	215	5	Rim	Pie dish	U/Dec	C19th	Narrow pie dish rims
9104	Cane Coloured ware	8	104	8	Rim	Pie dish	U/Dec	C19th	Narrow pie dish rims
9104	Cane Coloured ware	1	41	1	Rim	Bowl	U/Dec	C19th	
9104	Cane Coloured ware	16	230	15	Flat base	Pie dish	U/Dec	C19th	
9104	Cane Coloured ware	9	393	9	Ring foot base	Bowl	U/Dec	C19th	Round ring foot bases
9104	Cane Coloured ware	1	21	1	Ring foot base	Bowl	U/Dec	C19th	Angular ring foot base
9104	Cane Coloured ware	10	69	10	Rim, base & BS	Pie dish	Darker coloured cane coloured ware than normal; ?one vessel	C19th	Crazed
9104	Cane Coloured ware	2	18	1	Ring foot base & BS	Bowl	Angled body w/ moulded circles above angle	C19th	Round ring foot base; one vessel
9104	Cane Coloured ware	1	5	1	Rim	Hollow ware	U/Dec	C19th	Plain, slightly everted rim
9104	Cane Coloured ware	4	28	4	Handle	Mug/jug	U/Dec	C19th	
9104	Cane Coloured ware	1	10	1	Footed base	Mug/jug	Raised ridge above footed base	C19th	
9104	Cane Coloured ware	1	5	1	Footed base	Mug/jug	Ridge above footed base, line of moulded circles on lower body	C19th	
9104	Cane Coloured ware	2	7	2	BS	Mug/Jug	Line of moulded circles on body	C19th	
9104	Cane Coloured ware	2	4	2	?Footring base	?Mug/jug	U/Dec	C19th	Small frags of ?ring foot base
9104	Cane Coloured ware	7	46	1	Rim & BS	Mug	Sprigged; man leaning on barrel w/ dog; mottled band around rim	C19th	
9104	Cane Coloured ware	5	41	1	Rim, handle & BS	Mug	Rilled band above footed base; sprigged element, mottled band & trickles	C19th	Moulded handle terminals
9104	Cane Coloured ware	2	13	1	BS	Mug/jug	White sprigged castle ext	C19th	
9104	Cane Coloured ware	1	4	1	BS	Mug/jug	Sprigged head of a woman ext	C19th	
9104	Cane Coloured ware	5	31	2	Rim & handle	Mug/jug	Moulded line of circles below rim & mottled band; moulded handle terminal	C19th	
9104	Cane Coloured ware	1	3	1	Handle	Mug/jug	Mottled decoration on handle	C19th	
9104	Cane Coloured ware	1	3	1	BS	Mug/jug	Mottled trickle ext	C19th	
9104	Cane Coloured ware	1	4	1	BS	Mug/jug	Raised ridge ext	C19th	
9104	Cane Coloured ware	10	79	10	Rim	Bowl	U/Dec	C19th	Broken at base of folded, clubbed rim
9104	Cane Coloured ware	1	2	1	BS	Hollow ware	U/ID sprigged decoration ext	C19th	
9104	Cane Coloured ware	8	8	8	Rim	Bowl	U/Dec	C19th	Fragments of folded rims w/ cavity
9104	Colour Glazed ware	1	5	1	Rim	Dish	Rilled rim; green glaze int & ext	C19th	
9104	Colour Glazed ware	2	6	1	BS	Hollow ware	Rilled band w/ green glaze; brown glazed body	C19th	

Context	Type	No	Wt	ENV	Part	Form	Decoration	Date range	Notes
9104	Colour Glazed ware	31	202	21	Rim, BS & Base	Pie dish	Brown mottled glaze int & ext	C19th	White fabric
9104	Colour Glazed ware	4	63	2	Base & BS	Hollow ware	Light brown mottled glaze int & ext	C19th	White fabric
9104	Colour Glazed ware	1	31	1	Fragment	Lid	Brown mottled glaze int & ext	C19th	
9104	Colour Glazed ware	1	27	1	Rim	Pie dish	Dark brown mottled glaze int & ext	C19th	
9104	Colour Glazed ware	1	6	1	BS	Hollow ware	Dark brown glaze int & ext	C19th	
9104	Colour Glazed ware	3	33	3	Rim, BS & handle	Jug	Dark brown Rockingham type glaze int & ext; moulded bands ext	C19th	
9104	Creamware	16	156	16	BS	Hollow ware	Wide relief bands ext	c.1740 – c.1820	Possibly one vessel
9104	Creamware	2	34	2	Footring base	Plate	U/Dec	c.1740 – c.1820	
9104	Creamware	3	40	3	Base	Plate	U/Dec	c.1740 – c.1820	
9104	Creamware	3	91	1	Ring foot base	Large bowl	U/Dec	c.1740 – c.1820	Angular ring foot base
9104	Creamware	4	113	4	Rim	Bowl	U/Dec	c.1740 – c.1820	Deep bowl w/ everted rim w/ beaded lip
9104	Creamware	2	26	1	Rim	Soup plate	U/Dec	c.1740 – c.1820	Beaded rim
9104	Creamware	2	14	1	Rim	Soup plate	U/Dec	c.1740 – c.1820	Crazed & discoloured
9104	Creamware	1	14	1	Rim	Bowl	U/Dec	c.1740 – c.1820	Folded clubbed rim
9104	Creamware	2	16	2	Rim	Plate	U/Dec	c.1740 – c.1820	Wide flat rim
9104	Creamware	3	72	3	Flat base	Pie dish	U/Dec	c.1740 – c.1820	
9104	Creamware	2	23	1	Rim	Plate	Wavy moulded rim	c.1740 – c.1820	
9104	Creamware	3	25	3	Base	Flatware	U/Dec	c.1740 – c.1820	
9104	Creamware	2	43	2	Rim	?Pie dish	U/Dec	c.1740 – c.1820	Possibly the same vessel
9104	Creamware	1	16	1	Rim	Bowl	U/Dec	c.1740 – c.1820	Small everted rim
9104	Creamware	1	13	1	Ring foot base	Bowl	U/Dec	c.1740 – c.1820	Angular ring foot base
9104	Creamware	1	10	1	Ring foot base	Hollow ware	U/Dec	c.1740 – c.1820	Angular recessed base
9104	Creamware	1	2	1	Rim	Plate	U/Dec	c.1740 – c.1820	
9104	Creamware	2	11	2	Footring base	Plate	U/Dec	c.1740 – c.1820	
9104	Creamware	32	142	31	BS	Hollow ware	U/Dec	c.1740 – c.1820	
9104	Creamware	1	4	1	Rim	Jar	U/Dec	c.1740 – c.1820	Flaked & spalled
9104	Creamware	1	17	1	Rim	Bowl	U/Dec	c.1740 – c.1820	Folded beaded rim
9104	Edged ware	5	39	3	Rim	Tureen/server	Moulded 'Grass' pattern w/ blue feather-edge paint & wavy edge	EC19th	
9104	Edged ware	1	30	1	Rim	Pie dish	Plain edge w/ blue-feathered paint	E – MC19th	
9104	Edged ware	1	9	1	Rim	Pie dish	Plain edge w/ blue-feathered paint	E – MC19th	
9104	Edged ware	8	48	7	Rim	Plate	Plain edge w/ blue-feathered paint	E – MC19th	
9104	Edged ware	1	9	1	Rim	Plate	Wavy edge w/ low relief moulding & blue paint	EC19th	
9104	Edged ware	1	10	1	Rim	Plate	Wide rim w/ plain edge & blue feather-edge paint	EC19th	
9104	Edged ware	1	14	1	Rim	Plate	Wide rim w/ low relief moulding & blue paint	E – MC19th	
9104	Edged ware	1	6	1	Rim	Plate	Wavy edge w/ low relief moulding & dark blue paint	E – MC19th	
9104	Edged ware	1	4	1	Rim	Plate	Moulded 'Grass' pattern w/ blue paint	E – MC19th	
9104	Gritty ware	1	7	1	BS	Hollow ware	U/Dec	C13th – C14th	Quartz tempered buff gritty ware
9104	Jackfield ware	1	23	1	Rim	Lid	Moulded fine net/grid design	C19th	
9104	Jackfield ware	1	16	1	Ring foot base	?Teapot	Black glaze all over	LC19th	
9104	Jackfield ware	1	13	1	Shoulder & ?spout	?Jug	Relief moulded floral spray; black int & ext	LC19th	
9104	Jackfield ware	1	7	1	Knob	Tea/coffee pot lid	Black glazed	LC19th	Battered and abraded knob
9104	Late Blackware	1	13	1	Rim	Jar	Black glaze int & ext	C18th	Flat topped, sharply everted rim
9104	Late Blackware	1	43	1	Rim	Open jar/bowl	Black glaze int & ext	C18th	Small everted rim
9104	Late Blackware	3	23	3	Rim	Jar	Black glaze int & ext	C18th	Various small everted jar rims
9104	Late Blackware	1	119	1	Base	Jar	Black glaze int	C18th	Footed base
9104	Late Blackware	1	18	1	Base	Hollow ware	Black glaze int	C18th	Central part of base
9104	Late Blackware	1	2	1	Rim	Hollow ware	Black glaze int & ext	C18th	Plain rim
9104	Late Blackware type	9	207	8	BS	Hollow ware	Black glaze int & partially ext	C18th – EC19th	Blistered int; possibly one vessel, see notes on dense dark red fabric
9104	Late Blackware type	47	889	44	BS	Hollow ware	Black glaze int & partially ext	C18th – EC19th	Hard, dense dark red fabric
9104	Late Redware	1	29	1	Rim	Pancheon/dish	Clear glaze on red body	LC18th – C19th	Plain bevelled rim
9104	Marble	1	4	1	Fragment	Marble	U/Dec	Undated	Red fired clay marble 15.7m diam; broken
9104	Mocha ware	1	9	1	BS	Bowl	Blue mocha decoration ext on white slip band	C19th	
9104	Mocha ware	1	7	1	BS	Hollow ware	Blue Mocha tree on white slip band	C19th	
9104	Pearlware	1	8	1	BS	Cup/bowl	U/ID hand painted design ext	c.1780 – c.1840	
9104	Pearlware	2	38	1	Ring foot base	Bowl	U/Dec	c.1780 – c.1840	
9104	Pearlware	5	19	1	Footring base	Plate	U/Dec	c.1780 – c.1840	
9104	Pearlware	2	4	2	Footring base	Plate	U/Dec	c.1780 – c.1840	

Context	Type	No	Wt	ENV	Part	Form	Decoration	Date range	Notes
9104	Pearlware	8	19	8	BS	Hollow ware	U/Dec	c.1780 – c.1840	
9104	Pearlware	4	5	4	BS	Flatware	U/Dec	c.1780 – c.1840	
9104	Pearlware	7	75	6	Rim	Bowl	U/Dec	c.1780 – c.1820	Folded beaded rims
9104	Pearlware	1	2	1	Base	U/ID	U/Dec	c.1780- c.1840	
9104	Pearlware	1	2	1	Footring base	Plate	U/Dec	c.1780 – c.1840	
9104	Porcelain	1	1	1	BS	Cup/bowl	Hand painted blue & red design ext	C18th – C19th	?Imported
9104	Porcelain	1	2	1	BS	Hollow ware	Overglaze red, green & brown floral spray	C18th – C19th	
9104	Porcelain	1	3	1	BS	Hollow ware	Curved fluting w/ overglaze red, green & brown floral spray	C18th – C19th	
9104	Redware	1	42	1	Rim	Dish/bowl	Clear glaze int over pale orange slip; red slip ext	C17th – EC18th	
9104	Redware	2	27	2	BS	Dish/bowl	Clear glaze int on pale orange slip, one w/ red slip ext	C17th – EC18th	
9104	Redware	1	2	1	Rim	Dish/bowl	Clear glaze int	C17th – EC18th	
9104	Slip Banded CC ware	2	25	1	Footed base	Mug	Footed base, double ridge above footed base	C19th	
9104	Slip Banded CC ware	6	69	2	Rim & BS	Hollow ware	Blue band & thin white slip bands above & below	C19th	Plain rim
9104	Slip Banded CC ware	4	9	4	Rim	Hollow ware	Narrow blue bands & thin white slip lines	C19th	Plain rim
9104	Slip Banded CC ware	38	179	38	BS	Hollow ware	Various combinations of narrow blue bands & thin white lines ext	C19th	
9104	Slip Banded CC ware	3	66	1	Rim	Bowl	Blue and white lines & bands ext	C19th	Clubbed folded rim w/ cavity
9104	Slip Banded CC ware	4	55	1	Rim	Bowl	Narrow blue band below rim	C19th	Clubbed folded rim w/ cavity
9104	Slip Banded CC ware	2	24	1	Rim	Bowl	Narrow blue band below rim	C19th	Clubbed folded rim w/ cavity
9104	Slip Banded CC ware	1	40	1	BS	Hollow ware	Light cane coloured ware w/ blue line ext	C19th	
9104	Slip Banded CC ware	1	7	1	BS	Carinated bowl	Thin white slip lines ext	C19th	
9104	Slip Banded CC ware	2	9	1	Rim	Bowl	Dark blue lines below rim	C19th	Clubbed folded rim w/ cavity
9104	Slip Banded CC ware	1	6	1	Rim & handle	Mug/jug	Blue line below rim	C19th	Plain rim & handle terminal
9104	Slip Banded CC ware	1	5	1	BS	Hollow ware	Blue band & slip line	C19th	Handle scar
9104	Slip Banded CC ware	2	4	1	Rim	Hollow ware	White slip lines ext	C19th	Slightly everted rim
9104	Slip Banded CC ware	1	1	1	Rim	Hollow ware	Thin white slip lines ext	C19th	
9104	Slip Coated ware	1	51	1	Base	Jar	Black glaze int & partially ext w/ red slip ext under glaze	C18th	Footed base
9104	Sponge printed ware	2	42	2	BS	Plate	Blue circular sponge-printed pattern around rim	c.1840+	Probably the same plate
9104	Sponged ware	4	17	3	BS	Hollow ware	Purple sponging ext	c.1830+	
9104	Sponged ware	2	2	2	Rim	Hollow ware	Purple sponging int & ext	c.1830+	
9104	Sponged ware	2	12	1	Rim	Plate	Moulded rim, blue sponging int only	c.1830+	
9104	Sponged ware	15	46	15	BS	Hollow ware	Blue sponging ext	c.1830+	
9104	Sponged ware	2	8	1	Handle	Cup	Blue sponging on top of handle	c.1830+	
9104	Sponged ware	1	14	1	Ring foot base	Cup/bowl	Dark blue sponging int & ext	c.1830+	
9104	Sponged ware	2	18	1	BS	Cup/bowl	Dense blue sponging ext	c.1830+	
9104	Sponged ware	1	12	1	BS	Hollow ware	Blue sponging ext	c.1830+	
9104	Sponged ware	1	6	1	Rim	Plate	Blue sponging int	c.1830+	
9104	Sponged ware	3	22	3	BS	Mug	Rilled band; blue sponging ext	c.1830+	Three different vessels
9104	Sponged ware	4	14	2	Rim	Pie dish	Blue sponging on top of narrow rim	c.1830+	
9104	Sponged ware	4	22	4	BS	Flatware	Blue sponging int	c.1830+	
9104	Sponged ware	5	8	5	Rim	Dish/saucer	Dark blue sponging int only	c.1830+	
9104	Sponged ware	1	6	1	Rim	Dish/plate	Blue sponging around rim int	c.1830+	
9104	Sponged ware	5	9	2	Rim	Dish/bowl	Blue sponging int & ext	c.1830+	Thin walled cup/bowl or similar
9104	Sponged ware	3	9	1	Rim	Dish/bowl	Blue sponging int & ext	c.1830+	Slightly everted rim
9104	Sponged ware	2	10	2	Footring base	Plate	Dark blue sponging int only	c.1830+	
9104	Sponged ware	2	5	2	BS	Flatware	Blue sponged decoration int only	c.1830+	
9104	Sponged ware	2	5	2	Rim & spout	Jug	Blue sponged decoration int & ext	c.1830+	
9104	Sponged ware	10	21	10	BS	Hollow ware	Blue sponging	c.1830+	
9104	Sponged ware	2	5	2	Rim & BS	Flatware	Blue sponging int	c.1830+	
9104	Sponged ware	1	3	1	Rim	Hollow ware	Blue sponging et	c.1830+	
9104	Stone marble	1	3	1	Fragment	Marble	Grooves on surface	Undated	One quarter of a grey stone ball approx 15.7mm diam
9104	Stoneware	38	481	38	BS	Bottle/flagon	Green glaze int & ext	C19th - EC20th	
9104	Stoneware	1	173	1	Base	Bottle	Pale green finish int & ext	C19th	
9104	Stoneware	1	61	1	Base	Bottle	Pale grey finish int & ext	C19th	
9104	Stoneware	2	16	1	Shoulder & neck	Bottle	Green glaze	C19th	
9104	Stoneware	1	39	1	Handle	Flagon	U/Dec	C19th	
9104	Stoneware	1	45	1	BS	Flagon	U/Dec	C19th	Stamped; '... IR ... / ... DING ... / ...3'
9104	Stoneware	1	13	1	Base	Bottle	U/Dec	C19th	

Context	Type	No	Wt	ENV	Part	Form	Decoration	Date range	Notes
9104	Stoneware	1	16	1	Rim	Jar	U/Dec	C19th	
9104	Stoneware	2	91	2	Rim & BS	Jar	Moulded bands ext	C19th	
9104	Stoneware	1	6	1	Rim	Bowl	U/Dec	C19th	Sharply everted rim
9104	Stoneware	1	30	1	Rim	Jar	U/Dec	C19th	Pale grey stoneware
9104	Stoneware	1	15	1	Profile	?Bung/stopper	U/Dec	?C19th	Unusual object
9104	Stoneware	51	839	50	BS	Bottle/flagon	Green int & ext	C19th – EC20th	
9104	Stoneware	1	284	1	Rim	Flagon	Green finish int & ext	C19th – EC20th	Stamped '... H.C.W ...' and moulded concentric lines around neck
9104	Stoneware	1	367	1	Base	Flagon	Green finish ext	C19th - EC20th	
9104	Stoneware	1	146	1	Base	Flagon	Green int & ext w/ brown band above base	C19th - EC20th	
9104	Stoneware	2	291	1	Base	Bottle	Grey ext, pale brown int	C19th – EC20th	
9104	Stoneware	1	188	1	Base	Bottle	White to pale buff int & ext	C19th – EC20th	Stamped '... acking / Bottle' above base
9104	Stoneware	3	47	2	Rim & shoulder	Blacking bottle	U/Dec	C19th – EC20th	Tall funnel neck
9104	Stoneware	2	90	2	Shoulder & handle	Flagon	Green int & ext	C19th – EC20th	
9104	Stoneware	2	82	2	Base	Bottle	Pale green int & ext	C19th – EC20th	
9104	Stoneware	16	315	10	Base, BS & shoulder	Bottle	Pale grey stoneware	C19th – EC20th	Probably one bottle
9104	Stoneware	1	20	1	Base	Bottle	Illegible stamp around base	C19th – EC20th	
9104	Stoneware	21	121	20	BS & shoulder	Bottle	Shades of green and grey	C19th – EC20th	
9104	Stoneware	5	24	5	BS & shoulder	Bottle	Brown	C19th – EC20th	
9104	Stoneware	3	54	3	BS	Hollow ware	Buff stoneware w/ iron-was band ext	C19th – EC20th	
9104	Stoneware	1	13	1	BS	Hollow ware	U/Dec	C19th	
9104	Stoneware	2	14	2	BS & shoulder	Bottle	U/Dec	C19th	
9104	TGE	1	6	1	BS	Flatware	U/ID hand painted design int	MC16th – MC18th	
9104	TP Bone China	1	10	1	Ring foot base	Cup/bowl	Blue printed 'Island' pattern int	C19th	Round ring foot base
9104	TP Bone China	2	2	2	BS	Hollow ware	Chinese landscape ext	C19th	
9104	TP Bone China	1	2	1	Rim	Saucer/dish	Chinese landscape border int	C19th	
9104	TP Bone China	7	16	3	Rim	Saucer	Blue diffuse TP design int	C19th	
9104	TP Bone China	2	4	2	BS	Flatware	Diffuse TP design int only	C19th	
9104	TP Bone China	3	10	2	BS	Flatware	Grey printed w/ floral design w/ overglaze painted detailing	C19th	
9104	TP Bone China	2	6	1	BS	Hollow ware	Grey printed floral design w/ overglaze detailing	C19th	
9104	TP Bone China	1	5	1	Rim	Dish/saucer	Grey TP vine & grape design int & ext	M – LC19th	
9104	TP Bone China	3	24	2	Footring base & Rim	Flatware	U/ID blurred TP design int	M – LC19th	
9104	TP Bone China	2	7	2	BS	Cup/bowl	Chinese landscape; ?Two Temples	M – LC19th	
9104	TP Bone China	1	6	1	Footring base	Cup/bowl	TP 'Island' pattern int	M – LC19th	
9104	TP Bone China	2	9	2	Footring base	Flatware	Chinese landscape; ?Two Temples	M – LC19th	
9104	TP Bone China	1	3	1	Rim	Cup	Fluted body; Two Temples	M – LC19th	
9104	TP Bone China	2	4	1	Rim	Cup/bowl	Two Temples	M – LC19th	
9104	TP Bone China	2	2	2	Rim	Cup/bowl	Two Temples	M – LC19th	
9104	TP Bone China	3	11	3	BS	Flatware	Two Temples	M – LC19th	
9104	TP Bone China	1	7	1	BS	Flatware	Leaf design int	M – LC19th	
9104	TP Pearlware	1	4	1	Rim	Cup/bowl	Geometric frieze int; U/ID TP design ext	c.1780 – c.1840	
9104	TP Pearlware	1	1	1	BS	Cup/bowl	U/ID TP design ext	c.1780 – c.1840	
9104	TP Pearlware	1	3	1	Footring base	Plate	U/ID design int	M – LC19th	
9104	TP Pearlware	4	58	1	Profile	Plate	Willow	Check mark	Maker's mark on underside of rim; Ironstone China; recessed base
9104	TP Whiteware	6	40	6	Rim	Plate	Albion	M – LC19th	
9104	TP Whiteware	4	29	1	Profile	Plate	Two Temples	M – LC19th	
9104	TP Whiteware	1	10	1	Rim	Plate	?Two Temples	M – LC19th	
9104	TP Whiteware	11	25	11	BS	Various	Various U/ID TP designs	M – LC19th	
9104	TP Whiteware	1	12	1	Flat base	Dish/server	U/ID TP leaf design	M – LC19th	
9104	TP Whiteware	1	7	1	Flat base	Dish	?Albion	M – LC19th	
9104	TP Whiteware	2	23	1	?Base	Hollow ware	U/ID leaf & flower design	M – LC19th	Odd sherds; form unidentified
9104	TP Whiteware	2	9	1	?Base	Hollow ware	U/ID TP design	M – LC19th	Odd sherds, form unidentified
9104	TP Whiteware	1	2	1	Rim	Plate	U/ID TP design on rim	M – LC19th	
9104	TP Whiteware	1	5	1	BS	Hollow ware	U/ID landscape design ext	M – LC19th	
9104	TP Whiteware	3	33	1	Rim	Bowl	Willow	M – LC19th	
9104	TP Whiteware	1	70	1	Rim	Carver/server	Willow	M – LC19th	Prominent stilt marks
9104	TP Whiteware	2	22	1	Flat base	Dish/carver	Willow	M – LC19th	
9104	TP Whiteware	1	23	1	Footring base	Plate	Willow	M – LC19th	

Context	Type	No	Wt	ENV	Part	Form	Decoration	Date range	Notes
9104	TP Whiteware	4	25	4	Rim	Plate	Willow	M – LC19th	
9104	TP Whiteware	4	28	4	Rim & BS	Plate	Willow	M – LC19th	Prominent angle at the junction of the rim & body int
9104	TP Whiteware	17	46	17	BS	Plate	Willow	M – LC19th	
9104	TP Whiteware	1	13	1	Double ringfoot	Plate	Willow	M – LC19th	
9104	TP Whiteware	1	4	1	Flat base	Plate/dish	Willow	M – LC19th	
9104	TP Whiteware	1	2	1	BS	Hollow ware	Willow	M – LC19th	
9104	TP Whiteware	1	6	1	Footring base	Dish/bowl	U/ID design int	M – LC19th	Large angular ring foot base
9104	TP Whiteware	2	9	2	Rim & BS	Mug/jug	U/ID dendritic design ext & inside rim; rilled above base	M – LC19th	
9104	TP Whiteware	9	32	9	BS	Hollow ware	U/ID TP design ext; diffuse 'Flow Blue' designs	c.1840+	
9104	TP Whiteware	1	1	1	Rim	Dish/bowl	U/ID TP design int; diffuse 'Flow Blue' designs	c.1840+	
9104	TP Whiteware	1	5	1	BS	Flatware	U/ID TP design int; diffuse 'Flow Blue' designs	c.1840+	
9104	TP Whiteware	1	5	1	BS	Plate	U/ID TP design int; diffuse 'Flow Blue' designs	c.1840+	
9104	TP Whiteware	3	31	1	Double footring base	Plate	U/ID fine green printed rural scene int	M – LC19th	
9104	TP Whiteware	2	22	2	Footring base	Plate	U/ID dark green floral print int	M – LC19th	
9104	TP Whiteware	1	1	1	BS	Hollow ware	Green printed dendritic design int & ext	M – LC19th	
9104	TP Whiteware	1	24	1	Footed base	Mug	Brown printed floral design	M – LC19th	Black deposit ext
9104	TP Whiteware	4	7	3	Rim & BS	Mug	Brown printed floral design ext & frieze int, groove below rim	M – LC19th	
9104	TP Whiteware	1	3	1	Base	U/ID	No design but part of pattern name & maker; '...ROSE / & Co'	M – LC19th	
9104	TP Whiteware	1	9	1	Handle	Jug	Blurred, poorly executed design on spine of handle	M – LC19th	
9104	TP Whiteware	13	96	8	Rim, footring base & BS	Plate	Wild Rose	M – LC19th	
9104	TP Whiteware	1	17	1	BS	Hollow ware	Wild Rose	M – LC19th	
9104	TP Whiteware	4	787	2	Rim & base	Carver/server	Albion	M – LC19th	Flat base w/ double groove above angle
9104	TP Whiteware	5	46	4	Rim	Plate/large plate	Albion	M – LC19th	
9104	TP Whiteware	4	24	4	BS	Plate	Albion	M – LC19th	
9104	TP Whiteware	2	20	2	Flat base	Flatware	Albion	M – LC19th	Double footring base
9104	TP Whiteware	14	295	12	Ring foot base, rim & BS	Bowl	U/ID Flow Blue floral design	M – LC19th	Blurred Flow Blue style decoration
9104	TP Whiteware	3	72	3	Rim	Carver/server	Stylised 'wheel and spiral' pattern int	M – LC19th	
9104	TP Whiteware	10	130	9	Rim, BS & flat base	Carver/server	Stylised floral/leaf pattern int	M – LC19th	
9104	TP Whiteware	4	64	3	Rim	Chamberpot	Geometric border on sharply everted rim; moulded handle stump ext	M – LC19th	
9104	TP Whiteware	15	48	12	Rim, footring base & BS	Plate	Dark blue flower & tendril pattern int	M – LC19th	Probably one vessel
9104	TP Whiteware	1	5	1	Rim	Plate	Asiatic Pheasants	M – LC19th	
9104	TP Whiteware	26	54	26	BS	Flatware	U/ID TP designs int	M – LC19th	
9104	TP Whiteware	14	30	14	BS	Hollow ware	U/ID TP designs ext	M – LC19th	
9104	TP Whiteware	8	21	8	BS	Flatware	U/ID TP design int	M – LC19th	
9104	TP Whiteware	4	26	4	BS	Hollow ware	U/ID TP design	M – LC19th	
9104	TP Whiteware	2	19	2	BS	Flatware	U/ID TP floral design	M – LC19th	
9104	TP Whiteware	3	28	1	Rim	Flatware	Stylised scroll & floral design w/ moulded border	M – LC19th	
9104	TP Whiteware	1	14	1	Rim	Plate	Stylised scroll & flower design int	M – LC19th	
9104	TP Whiteware	1	22	1	Rim	Bowl	Vase & leaf spray design int	M – LC19th	
9104	TP Whiteware	1	9	1	Rim	Dish	Stylised scroll & flower design int	M – LC19th	
9104	TP Whiteware	1	10	1	Rim	Plate	Floral border	M – LC19th	
9104	TP Whiteware	4	25	3	Base	Large flatware	Designs involving water	M – LC19th	
9104	TP Whiteware	2	15	2	Rim	Lid	Zig-zag & oval border	M – LC19th	Probably one vessel
9104	TP Whiteware	1	10	1	BS	Flatware	Circular stippled design int	M – LC19th	
9104	TP Whiteware	1	12	1	Rim	Flatware	Stylised scroll & flower design	M – LC19th	
9104	TP Whiteware	1	7	1	BS	Flatware	Rural design w/ trees int	M – LC19th	
9104	TP Whiteware	1	4	1	Rim	Carer/server	Stylised scroll design int	M – LC19th	
9104	TP Whiteware	1	8	1	BS	Flatware	Flow Blue design int	M – LC19th	
9104	TP Whiteware	2	12	1	BS	Hollow ware	Leaf design ext	M – LC19th	
9104	TP Whiteware	1	5	1	Footring base	Plate	Rural design int	M – LC19th	
9104	TP Whiteware	2	4	1	Rim	Plate	Moulded rim, u/ID design int	M – LC19th	
9104	TP Whiteware	2	4	2	Rim	Flatware	U/ID blurred geometric border int & ext	M – LC19th	
9104	TP Whiteware	2	6	1	Footring base	Plate	Abstract purple stippled design int	M – LC19th	
9104	TP Whiteware	1	4	1	Rim	Plate	Stylised scroll border	M – LC19th	
9104	TP Whiteware	3	3	1	BS	Cup/bowl	Dark blue cross & grid pattern border	M – LC19th	
9104	TP Whiteware	2	47	2	BS	Hollow ware	Odd ribbon, floral spray & geometric design int & ext	M – LC19th	Unusual design, rather badly applied
9104	TP Whiteware	2	26	2	BS	?Chamberpot	Leaf design int & ext	M – LC19th	Wide everted rim

Context	Type	No	Wt	ENV	Part	Form	Decoration	Date range	Notes
9104	TP Whiteware	2	8	1	Rim	Bowl	Geometric border design	M – LC19th	
9104	TP Whiteware	1	1	1	Handle	Cup	U/ID geometric design on spine of handle	M – LC19th	
9104	TP Whiteware	1	4	1	Rim	Hollow ware	Border w/ rural scenes in cartouches ext; floral border int	M – LC19th	
9104	TP Whiteware	3	18	3	BS	Hollow ware	U/ID complex designs ext	M – LC19th	
9104	TP Whiteware	1	7	1	BS	Hollow ware	U/ID TP design ext	M – LC19th	
9104	TP Whiteware	1	5	1	Base	Mug/jug	U/ID TP design ext	M – LC19th	Footed base w/ rilled band above
9104	TP Whiteware	1	4	1	BS	Hollow ware	Geometric design ext	M – LC19th	
9104	TP Whiteware	1	3	1	Rim	Flatware	Flow Blue linear design	M – LC19th	
9104	TP Whiteware	1	3	1	BS	Hollow ware	U/ID Rural scene	M – LC19th	
9104	TP Whiteware	1	3	1	BS	Flatware	?Albion	M – LC19th	
9104	TP Whiteware	1	1	1	Rim	Plate	Dark blue TP design int	M – LC19th	
9104	TP Whiteware	1	3	1	?Spout	Jug	U/ID TP design	M – LC19th	
9104	TP Whiteware	5	9	5	BS	U/ID	U/ID TP designs	M – LC19th	
9104	TP Whiteware	3	114	1	Ring root & BS	Tureen/server	Willow	M – LC19th	Slight bluing; could be Pearlware
9104	TP Whiteware	2	53	1	Rim	Carver/server	Willow	Check mark	Maker's mark on underside of rim; Ironstone China
9104	TP Whiteware	2	26	1	Rim	Plate	Willow	M – LC19th	Crazed & discoloured
9104	TP Whiteware	6	70	1	Footring base	Plate	Willow	M – LC19th	
9104	TP Whiteware	2	34	1	Footring base	Plate	Willow	M – LC19th	
9104	TP Whiteware	3	38	1	Flat base	Plate	Willow	M – LC19th	Double groove above flat base
9104	TP Whiteware	2	24	1	Footring base	Plate	Willow	M – LC19th	Stamped '7' on underside
9104	TP Whiteware	2	13	1	Flat base	Plate	Willow	M – LC19th	
9104	TP Whiteware	1	42	1	Flat base & rim	Large plate	Willow	M – LC19th	?Serving plate
9104	TP Whiteware	1	34	1	Flat base	Plate/server	Willow	M – LC19th	
9104	TP Whiteware	1	31	1	Rim	Bowl/pie dish	Willow	M – LC19th	Narrow rim
9104	TP Whiteware	22	87	21	Base	Plate	Willow	M – LC19th	
9104	TP Whiteware	31	170	30	Rim	Plate	Willow	M – LC19th	
9104	TP Whiteware	32	99	32	BS	Plate	Willow	M – LC19th	
9104	TP Whiteware	4	87	4	Rim	Large plate	Willow	M – LC19th	
9104	TP Whiteware	5	41	4	Double footring base	Large plate	Willow	M – LC19th	
9104	TP Whiteware	9	51	9	Footring base	Plate	Willow	M – LC19th	
9104	TP Whiteware	3	36	3	Flat base	?Dish	Willow	M – LC19th	
9104	TP Whiteware	2	31	2	Rim	Pie dish/bowl	Willow	M – LC19th	Narrow rim
9104	TP Whiteware	7	73	7	BS	Large plate	Willow	M – LC19th	
9104	TP Whiteware	1	10	1	Flat base	Large plate/server	Willow	M – LC19th	
9104	TP Whiteware	4	72	4	Rim	Large plate/server	Willow	M – LC19th	Dark blue print w/ some flowing into glaze
9104	TP Whiteware	2	19	2	BS	Dish	Willow int & ext	M – LC19th	
9104	TP Whiteware	1	13	1	Rim	Plate	Willow	M – LC19th	Discoloured w/ concretion attached
9104	TP Whiteware	1	3	1	BS	Hollow ware	U/ID TP design int & ext	M – LC19th	
9104	TP Whiteware	1	3	1	BS	Plate	Willow	M – LC19th	Part of makers mark on underside
9104	TP Whiteware	1	2	1	Rim	Plate	Willow	M – LC19th	Part of makers mark on underside
9104	TP Whiteware	1	5	1	Footring base	Plate	Willow	M – LC19th	Part of makers mark on underside
9104	URE	28	743	28	BS	Hollow ware	U/Dec	C18th – C19th	Buff URE, black deposit int; ?horticultural vessel
9104	URE	1	457	1	Rim	Large vessel	U/Dec	C18th – C19th	Buff URE, black deposit int; ?horticultural vessel; wide flat-topped rim
9104	URE	1	94	1	Rim	Jar	U/Dec	C18th – C19th	Buff URE, black deposit int; ?horticultural vessel; flat-topped intumed rim
9104	URE	7	94	7	Base	Flowerpot	U/Dec	LC18th – EC20th	Perforated bases
9104	URE	10	68	10	BS	Flowerpot	U/Dec	LC18th – EC20th	
9104	URE	1	87	1	Rim	Horticultural vessel	U/Dec	LC18th – EC20th	Heavy rounded rim
9104	URE	3	204	3	BS	Horticultural vessel	U/Dec	LC18th – EC20th	Large vessels
9104	URE	1	13	1	Rim	Flowerpot	U/Dec	LC18th – EC20th	
9104	URE	1	6	1	Rim	Flowerpot	U/Dec	LC18th – EC20th	Plain rounded rim, slightly clubbed
9104	URE	1	6	1	Rim	Horticultural vessel	U/Dec	LC18th – EC20th	Shallow horticultural dish
9104	URE	1	45	1	Profile	Dish	U/Dec	LC18th – EC20th	
9104	URE	1	28	1	Profile	Dish	U/Dec	LC18th – EC20th	Relief moulded floral frieze ext; buff fabric
9104	White Granite	3	35	1	Rim	Plate	Shallow ridge & groove ext	LC19th – EC20th	
9104	White Granite	1	65	1	Semi-recessed base	Hollow ware	Moulded ribs ext	LC19th – EC20th	
9104	White Granite	3	47	1	Footring base	Flatware	Stacking scar int	LC19th – EC20th	
9104	White Granite	10	88	10	BS	Flatware	U/Dec	LC19th – EC20th	

Context	Type	No	Wt	ENV	Part	Form	Decoration	Date range	Notes
9104	White Granite	2	46	2	Rim	Plate	U/Dec	LC19th – EC20th	
9104	White Granite	1	9	1	Rim	Plate	Wavy edge plate w/ low relief ribbing	LC19th – EC20th	
9104	White Granite	3	49	2	Base	Flatware	U/Dec	LC19th – EC20th	
9104	White Stoneware	6	22	6	BS	Jug/coffee pot	Moulded pattern on a stippled background	C19th	
9104	Whiteware	6	27	5	Rim	Plate	Relief moulded daisy pattern int	M – LC19th	
9104	Whiteware	3	10	2	Rim	Plate	Relief moulded daisy pattern w/ blue colouring; Flow Blue	c.1840+	
9104	Whiteware	1	9	1	BS	Hollow ware	Relief moulded daisy pattern ext	M – LC19th	
9104	Whiteware	1	2	1	BS	Hollow ware	Relief moulding ext	M – LC19th	
9104	Whiteware	1	9	1	Base & handle	Mug	Moulded lower handle terminal; hand painted green & black design ext	M – LC19th	
9104	Whiteware	1	2	1	Rim	Plate	Low relief moulded edge	M – LC19th	
9104	Whiteware	2	8	2	BS	Plate	U/Dec	M – LC19th	
9104	Whiteware	50	121	50	BS	Hollow ware	U/Dec	M – C19th	Crazed, some discoloured
9104	Whiteware	48	98	48	BS	Flatware & U/ID	U/Dec	M – LC19th	Crazed, some discoloured, may include some light Pearlware
9104	Whiteware	3	83	1	Ring foot base	Jar	U/Dec	M – LC19th	Straight-sided jar w/ recessed base
9104	Whiteware	5	244	1	Ring foot base	Bowl	U/Dec	M – LC19th	Round ring foot base; discoloured and scratched
9104	Whiteware	2	119	1	Ring foot base	Bowl	U/Dec	M – LC19th	Round ring foot base
9104	Whiteware	1	87	1	Recessed base	Bowl/tureen	U/Dec	M – LC19th	Semi-recessed sub-rectangular base
9104	Whiteware	7	127	7	Ring foot base	Bowl	U/Dec	M – LC19th	Round ring foot base
9104	Whiteware	6	20	6	Ring foot base	Cup/bowl	U/Dec	M – LC19th	Round ring foot base
9104	Whiteware	1	84	1	Base	Large jug?	Dark red line around foot	MC19th – EC20th	Possibly part of a jug & bowl set
9104	Whiteware	17	102	16	Footring base	Plate	U/Dec	M – LC19th	Crazed & some discoloured
9104	Whiteware	5	71	4	Flat base	Pie dish	U/Dec	M – LC19th	One particularly crazed & discoloured
9104	Whiteware	2	18	2	Flat base	Dish/server	U/Dec	M – LC19th	Double ridge above flat base
9104	Whiteware	3	19	2	Semi-recessed base	Hollow ware	U/Dec	M – LC19th	
9104	Whiteware	1	8	1	BS	Mug	U/Dec	M – LC19th	
9104	Whiteware	2	11	2	Recessed base	Jar	U/Dec	M – LC19th	Parallel sided jar, recessed base
9104	Whiteware	1	5	1	Footring base	?Bowl	U/Dec	M – LC19th	
9104	Whiteware	3	21	1	Rim	Plate	U/Dec	M – LC19th	Crazed & discoloured
9104	Whiteware	4	36	4	Rim	Pie dish	U/Dec	M – LC19th	
9104	Whiteware	1	5	1	Ring foot base	Hollow ware	U/Dec	M – LC19th	
9104	Whiteware	2	3	2	Rim & BS	Plate	Relief moulded daisy pattern around rim	M – LC19th	
9104	Whiteware	1	15	1	Handle	Jug	U/Dec	M – LC19th	
9104	Whiteware	4	31	4	BS	Hollow ware	U/Dec	M – LC19th	
9104	Whiteware	1	8	1	Rim	Jar	Fluted body	M – LC19th	
9104	Whiteware	4	27	4	BS	Hollow ware	Hand painted blue wavy line & arcs, one w/ applied blue strip	M – LC19th	Odd sherds
9104	Whiteware	1	29	1	Ring foot base	Hollow ware	Light buff finish int & ext	C19th	
9104	Whiteware	3	20	3	BS	Hollow ware	Light buff finish int & ext	C19th	
9104	Whiteware	1	31	1	Recessed base	Jar	U/Dec	M – LC19th	Parallel sided jar
9104	Whiteware	1	5	1	Rim	Jar	U/Dec	M – LC19th	Folded clubbed rim, angled body
9104	Whiteware	1	4	1	Handle	Jug	Moulded handle	M – LC19th	
9104	Whiteware	8	33	8	BS	Various	U/Dec	M – LC19th	Various fragments
9104	WSGSW	1	2	1	Ring foot base	Cup/bowl	U/Dec	c.1720 – c.1780	
9104	YGCW	7	649	6	Base	Pancheon	White slip int under clear glaze int only	LC18th – C19th	Use wear on underside
9104	YGCW	6	258	6	Base	Pancheon	White slip under clear glaze int w/ dark mottling	LC18th – C19th	Use wear on underside
9104	YGCW	2	126	2	BS	Pancheon	White slip under clear glaze int; dull mottled yellow int	LC18th – C19th	
9104	YGCW	8	200	8	BS	Pancheon	White slip under clear glaze int	LC18th – C19th	Chipped & flaked internal surfaces
9104	YGCW	3	244	1	Rim	Pancheon	White slip under clear glaze int, red unslipped line inside rim	LC18th – C19th	Chipped & flaked internal surfaces
9104	YGCW	62	1068	61	BS	Pancheon	White slip under clear glaze	LC18th – C19th	Various vessels
9104	YGCW	1	89	1	Rim	Pancheon	White slip int under clear glaze; unslipped wide rim	LC18th – C19th	Sharply everted rim
9104	YGCW	1	149	1	Rim	Pancheon	White slip int under clear glaze; red unslipped rim	C19th	Thick, heavy rim on thin body
9104	YGCW	1	97	1	Rim	Pancheon	White slip int & on rim w/ unslipped band on rim	LC18th – C19th	Rounded rim
9104	YGCW	1	25	1	Rim	Pancheon	White slip int under clear glaze	LC18th – C19th	Flat everted rim
9104	YGCW	1	44	1	Rim	Pancheon/dish	Mottled white slip int under clear glaze	LC18th – C19th	Wide flat rim; shallow dish rather than pancheon
9104	YGCW	1	32	1	Rim	Pancheon	White slip int under clear glaze	LC18th – C19th	
9104	YGCW	1	9	1	Rim	Pancheon	White slip int under clear glaze	LC18th – C19th	
9104	YGCW	2	21	2	Base	Pancheon	Mottled white slip under clear glaze int	LC18th – C19th	
9104	YGCW	3	15	3	BS	Pancheon/dish	Mottled white slip under clear glaze int	LC18th – C19th	

Context	Type	No	Wt	ENV	Part	Form	Decoration	Date range	Notes
9104	YGCW	6	87	6	Rim	Pancheon/dish	White slip int under clear glaze	LC18th – C19th	Rim defined by shallow groove and beaded lip
9104	YGCW	1	16	1	Rim	Pancheon/dish	Mottled white slip under clear glaze int	LC18th – C19th	Rim defined by shallow groove and beaded lip
9104	YGCW	1	8	1	Rim	Pancheon/dish	Mottled white slip under clear glaze int	LC18th – C19th	Rim defined by shallow groove and beaded lip
9104	YGCW	1	10	1	BS	Pancheon	White slip int under clear glaze	LC18th – C19th	Stacking scar ext
9104	YGCW	1	2	1	Rim	Pancheon/dish	Mottled white slip under clear glaze int	LC18th – C19th	
9104	YGCW	1	8	1	BS	Pancheon	White slip int under clear glaze	LC18th – C19th	
9104	YGCW	12	716	10	Base	Pancheon	White slip under clear glaze int only	C19th	
9104	YGCW	4	268	4	Base	Pancheon	Mottled white slip under clear glaze int	C19th	
9104	YGCW	14	847	12	Rim	Pancheon	White slip under clear glaze int only; unglazed red stripe around rim	C19th	Normal range of variation in rim shape
9104	YGCW	51	1266	51	BS	Pancheon	White slip under clear glaze int only	C19th	
9104	YGCW	9	267	9	BS	Pancheon	Mottled white slip under clear glaze int	C19th	
9104	YGCW	1	58	1	Rim	Bowl	Mottled white slip under clear glaze int	C19th	Wide slightly dished rim
9104	YGCW	8	190	5	Rim	Bowl	White slip under clear glaze int only; beaded rim	C19th	Distinctive rim shape
9104	YGCW	1	103	1	Base	Pancheon	White slip int only	C18th – C19th	
9108	BGFW	1	16	1	BS	Hollow ware	Patchy brown glaze int & ext	C17th – EC18th	
9108	BGFW type	3	29	3	BS	Hollow ware	Brown glaze ext & partially int	LC16th – C17th	Orange fabric
9108	Blackware	1	24	1	Base	Cup/tyg	U/Dec	C17th	Could be late Cistercian ware
9108	Blackware type	4	36	4	BS	Hollow ware	Dark brown glaze int & ext	C17th – EC18th	Hard, dense red fabric
9108	Blackware type	1	12	1	Rim	Hollow ware	Dark brown/purple glaze ext	C17th – EC18th	Plain, slightly everted rim
9108	Cistercian/Blackware	4	9	4	BS	Hollow ware	Dark brown glaze int & ext	C16th – C17th	
9108	Cistercian/Blackware	1	1	1	Rim	Cup/tyg	Groove below rim; dark brown glaze int & ext	C16th – C17th	
9108	Cistercian/Blackware	1	2	1	Handle	Cup/Tyg	Brown glaze ext	C16th – C17th	Bright orange fabric
9108	Late Med Sandy ware	1	4	1	BS	Hollow ware	U/Dec	Late Medieval	Anonymous oxidised sandy ware
9108	Midlands Purple type	1	33	1	BS & spigot hole	Cistern	Brown-purple glaze int & ext	LC16th – C17th	Hard, dense, semi-vitrified red body
9108	Midlands Purple type	1	8	1	BS	Hollow ware	Purple glaze int & ext	C16th – C17th	Dense quartz tempered fabric
9108	Orange Gritty ware	2	30	2	BS	Hollow ware	U/Dec	LC13th – C15th	See Cumberpatch 2002 for description
9112	BGFW	3	37	3	BS	Hollow ware	Black glaze int & ext	C18th – EC19th	
9112	BGCW	26	1098	26	BS	Pancheon	Brown glaze int only	C18th – C129th	
9112	BGCW	1	159	1	Rim	Pancheon	Brown glaze int only	C18th – C19th	Flat topped rim w/ groove ext
9112	BGCW	2	136	2	Base	Pancheon	Brown glaze int	C18th – C19th	Footed base
9112	BGCW	1	18	1	Base	Pancheon/jar	Black glaze int only	C18th – C19th	
9112	BGCW	1	27	1	BS & handle stump	Jar	Black glaze int & ext	C18th	Small finger impressions on handle stump
9112	BGFW	2	35	2	Rim	Jar	Black glaze int & ext	C18th – C19th	
9112	Blackware	1	15	1	Base	Hollow ware	Black glaze int	C17th	parallel lines on underside
9112	Blackware	1	2	1	BS	Hollow ware	Black glaze int & ext	C17th	Odd glaze
9112	Bone China	2	32	1	Rim	Dish/bowl	U/Dec	C19th	
9112	Bone China	1	2	1	Rim	Plate/saucer	Blue sprigged decoration int	C19th	
9112	Bone China	1	3	1	Rim	Bowl	Red-gold lustre painted floral spray around rim, int	C19th	
9112	Bone China	1	2	1	Rim	Dish	Fluted int w/ wavy edge	C19th	
9112	Bone China	1	1	1	Rim	Bowl	Hand-painted design ext	C19th	
9112	BSGSW	2	81	1	Ring foot base	Colander	U/Dec	C19th	
9112	BSGSW	1	4	1	BS	Hollow ware	U/Dec	C19th	
9112	BSGSW	1	3	1	BS	Hollow ware	Incised line ext	C19th	
9112	BSGSW	1	2	1	Rim	Hollow ware	Rouletted pattern below everted rim	C18th – EC19th	
9112	BSGSW	1	13	1	BS	Hollow ware	Stamped decoration ext	C19th	White deposit int
9112	Cane Coloured ware	4	49	2	Flat base	Pie dish	U/Dec	C19th	Crazed & discoloured
9112	Cane Coloured ware	2	75	1	Ring foot base	Bowl	U/Dec	C19th	Round ring foot base
9112	Cane Coloured ware	3	18	3	Rim	Pie dish	U/Dec	C19th	
9112	Cane Coloured ware	2	23	1	Ring foot base	Bowl	U/Dec	C19th	Angular ring foot base
9112	Cane Coloured ware	1	11	1	Ring foot base	Cup/bowl	U/Dec	C19th	Angular ring foot base
9112	Cane Coloured ware	6	31	6	BS	Hollow ware	U/Dec	C19th	
9112	Cane Coloured ware	1	6	1	BS	Carinated bowl	U/Dec	C19th	London form bowl
9112	Cane Coloured ware	1	8	1	BS	U/ID	U/Dec	C19th	
9112	Coarse Mottled ware	1	4	1	BS	Hollow ware	Mottled glaze int & ext	C18th	
9112	Colour Glazed ware	3	13	2	BS	Hollow ware	Rilled ext; green glaze int & ext	LC18th – EC19th	Green glazed Creamware
9112	Colour Glazed ware	1	22	1	BS/shoulder	Hollow ware	Relief moulded design ext	C19th	
9112	Colour Glazed Whiteware	11	89	1	Rim, BS & handle	Jug/Mug	All-over blue glaze int; low relief moulding int	M – LC19th	Flaked & crazed white glaze ext

Context	Type	No	Wt	ENV	Part	Form	Decoration	Date range	Notes
9112	Creamware	4	88	1	Handle	Jug	U/Dec	c.1740 – c.1820	
9112	Creamware	1	10	1	Handle	Jug	Ridges & grooves on top of handle	c.1740 – c.1820	
9112	Creamware	3	49	3	Ring foot base	Bowl	U/Dec	c.1740 – c.1820	Rounded ring foot base
9112	Creamware	1	16	1	Ring foot base	Cup/bowl	U/Dec	c.1740 – c.1820	
9112	Creamware	5	19	4	BS	Hollow ware	Relief bands ext	c.1740 – c.1820	
9112	Creamware	4	25	3	BS	Hollow ware	U/Dec	c.1740 – c.1820	Some sherds flaked & spalled
9112	Creamware	3	24	3	Base	?Pie dish/plate	U/Dec	c.1740 – c.1820	
9112	Creamware	1	7	1	Rim	Pie dish	U/Dec	c.1740 – c.1820	Narrow pie-dish rim
9112	Creamware	1	2	1	Rim	Plate	U/Dec	c.1740 – c.1820	Wavy edge plate
9112	Creamware	1	5	1	Rim	Hollow ware	U/Dec	c.1740 – c.1820	
9112	Creamware	1	7	1	BS	Plate	U/Dec	c.1740 – c.1820	
9112	Creamware	2	18	1	Rim	Hollow ware	U/Dec	c.1740 – c.1820	Plain rim
9112	Creamware	1	6	1	Rim	Cup/bowl	U/Dec	c.1740 – c.1820	Plain rim
9112	Creamware	1	2	1	Rim	Flatware	U/Dec	c.1740 – c.1820	
9112	Creamware	2	8	2	Footring base	Plate	U/Dec	c.1740 – c.1820	
9112	Edged ware	1	10	1	Rim	Plate	Low relief moulded 'Grass' pattern	c.1810 – c.1830	
9112	Edged ware	3	26	3	Rim	Plate	Plain edge w/ feather-edge blue paint	E – MC18th	
9112	Edged ware	1	2	1	Rim	Plate	Low relief moulding w/ blue paint	E – MC19th	
9112	Late Blackware	1	9	1	Rim	Jar	Black glaze int & ext	C18th	Everted, overhanging rim
9112	Late Blackware	2	9	2	BS	Hollow ware	Brown glaze int & ext	C18th	
9112	Late Blackware	1	19	1	BS	Hollow ware	Black glaze int & partially ext	C18th	
9112	Mocha ware	3	22	3	BS	Hollow ware	Blue Mocha trees on a white slip band ext	C19th	
9112	Mottled ware	1	13	1	Base	Jar	Mottled glaze int & ext	C18th	Footed base
9112	Mottled ware type	1	18	1	BS	Hollow ware	Mottled glaze int & ext	C18th	Hard dark reed fabric
9112	Pearlware	2	48	1	Flat base	Pie dish	U/Dec	c.1780 – c.1840	Flat base, slight use-wear
9112	Pearlware	2	15	2	Recessed base	Plate	U/Dec	c.1780 – c.1840	
9112	Pearlware	1	6	1	Double footring base	Plate	U/Dec	c.1780 – c.1840	
9112	Pearlware	1	4	1	Footring base	Plate	U/Dec	c.1780 – c.1820	
9112	Pearlware	1	10	1	Flat base	Pie dish	U/Dec	c.1780 – c.1820	Heavy use-wear base on underside
9112	Pearlware	1	6	1	BS	Hollow ware	U/Dec	c.1780 – c.1840	
9112	Pearlware	2	9	2	BS	Hollow ware	U/Dec	c.1780 – c.1840	
9112	Pearlware	1	11	1	Base	?Pie dish	U/Dec	c.1780 – c.1820	Scratched & discoloured
9112	Pearlware	1	7	1	Recessed base	Mug	Rilled band	c.1780 – c.1820	
9112	Pearlware	1	2	1	Ring foot base	Hollow ware	U/Dec	c.1780 – c.1820	Round ring foot base
9112	Pearlware	1	2	1	Recessed base	Plate	U/Dec	c.1780 – c.1820	
9112	Slip Banded CC ware	3	16	3	BS	Hollow ware	White slip lines & bands ext	C19th	
9112	Slip Banded CC ware	2	15	2	BS	Hollow ware	Brown & white slip bands ext	C19th	
9112	Slip Banded CC ware	2	12	2	BS	Hollow ware	Brown slip lines ext	C19th	
9112	Slip Banded CC ware	1	5	1	BS	Hollow ware	Blue & white slip lines ext	C19th	
9112	Slip Banded CC ware	1	10	1	BS & handle stump	Hollow ware	Brown & white slip lines & bands ext	C19th	Plain handle stump
9112	Slip Banded CC ware	1	7	1	Rim	Jug/bowl	Brown & white slip bands on a vertical neck	C19th	
9112	Slip Banded CC ware	1	1	1	Rim	Hollow ware	White slip band ext	C19th	
9112	Slip Banded CC ware	3	23	1	Rim	Bowl	Brown slip lines ext	C19th	Wide flat everted rim
9112	Slipware type	7	130	7	Rim & Base	Loaf pot?	Clear glaze w/ trailed white slip decoration int only	?C19th	See also cxt 4007, 9077 & 9112 for similar sherds
9112	TGE	1	6	1	BS	Plate	Hand painted blue floral design int only	MC18th – MC18th	
9112	TP Bone China	1	5	1	Footring base	Saucer	Two Temples	C19th	
9112	TP Bone China	1	4	1	Rim	Cup/bowl	Red printed design of female figures ext	C19th	
9112	TP Pearlware	1	6	1	Ring Foot Base	Dish/bowl	Chinese landscape w/ figures	c.1780 – c.1840	Fine dark blue print
9112	TP Pearlware	1	23	1	Footring base	Plate	Willow	c.1780 – c.1840	
9112	TP Pearlware	1	14	1	BS	Hollow ware	U/ID TP design; floral w/ landscape	c.1780 – c.1840	
9112	TP Pearlware	1	5	1	BS	Hollow ware	U/ID Chinese landscape ext	c.1780 – c.1840	
9112	TP Pearlware	1	9	1	Recessed base	Mug	U/ID Chinese landscape ext	c.1780 – c.1840	
9112	TP Pearlware	1	2	1	Rim	Bowl	Stylised floral border int only	c.1780 – c.1840	
9112	TP Pearlware	2	4	1	BS	Plate	Willow	c.1780 – c.1840	
9112	TP Pearlware	1	3	1	BS	Flatware	Willow	c.1780 – c.1840	
9112	TP Pearlware	1	2	1	Recessed base	Plate	Willow	c.1780 – c.1840	
9112	TP Pearlware	1	1	1	Flat base	Plate/dish	Willow	c.1780 – c.1840	

Context	Type	No	Wt	ENV	Part	Form	Decoration	Date range	Notes
9112	TP Pearlware	2	4	2	Rim	Cup/bowl	Chinese border int	c.1780 – c.1840	
9112	TP Whiteware	5	65	1	Lid-seated rim	Teapot	Chinese landscape border	M – LC19th	
9112	TP Whiteware	7	52	2	BS & Rim	Hollow ware	Two Temples	M – LC19th	Could be light Pearlware
9112	TP Whiteware	2	14	1	Spout & BS	Teapot	U/ID TP design ext	M – LC19th	
9112	TP Whiteware	4	26	4	BS	Hollow ware	Chinese landscape ext	M – LC19th	
9112	TP Whiteware	6	32	1	Footring base	Mug	Blue leaf & tendril design ext, raised ridge above base	M – LC19th	
9112	TP Whiteware	6	24	4	Rim & BS	Plate	Willow	M – LC19th	
9112	TP Whiteware	2	14	2	Rim	Server/tureen	Willow	M – LC19th	
9112	TP Whiteware	1	2	1	Footed base	Hollow ware	U/ID geometric design on foot; Flow Blue	c.1840+	Folded base w/ cavity
9112	TP Whiteware	1	8	1	Footring base	Plate	Willow	M – LC19th	
9112	TP Whiteware	5	23	5	BS	Plate	Willow	M – LC19th	
9112	TP Whiteware	1	8	1	Footring base	?Dish	Sepia printed curvilinear/geometric design int	M – LC19th	
9112	TP Whiteware	5	21	5	BS	Hollow ware	Various U/ID TP designs ext	M – LC19th	
9112	URE	2	85	2	Base	Flowerpot	U/Dec	C19th	
9112	Whiteware	4	46	2	Semi-recessed base	Hollow ware	U/Dec	M – LC19th	Crazed & discoloured
9112	Whiteware	3	21	1	Flat base	Pie dish	U/Dec	M – LC19th	Crazed & discoloured; impressed crown on underside
9112	Whiteware	2	12	2	Flat base	?Pie dish	U/Dec	M – LC19th	
9112	Whiteware	4	23	4	BS & handle stump	Hollow ware	U/Dec	M – LC19th	
9112	Whiteware	1	6	1	Footring base	Plate	U/Dec	M – LC19th	Crazed & discoloured
9112	YGCW	5	187	3	Base & BS	Pancheon	White slip int under clear glaze int only	C19th	Glaze fumed ext; hard dense red fabric
9112	YGCW	1	50	1	Base	Pancheon	White slip int under clear glaze int only	C18th – C19th	Knife trimmed ext
9112	YGCW	1	19	1	BS	Pancheon	White slip int under clear glaze int only	C19th	
9112	YGCW	1	28	1	Rim	Pancheon	White slip int under clear glaze int only	C19th	Black deposit ext
9113	Banded ware	1	2	1	BS	Hollow ware	Blue bands & a thin brown line ext	C19th	
9113	BGCW	9	142	9	BS	Pancheon	Black glaze int only	LC18th – C19th	
9113	BGCW	1	30	1	Rim	Pancheon	Black glaze int only	LC18th – C19th	
9113	BGCW	1	40	1	BS	Pancheon	Black glaze over a rilled body int	LC18th – C19th	
9113	BGFW	10	79	9	BS	Hollow ware	Black glaze int & ext	C18th – EC19th	
9113	BGFW	1	5	1	Rim	Hollow ware	Black glaze int & ext	C18th	
9113	Bone China	1	1	1	Rim	Cup/bowl	U/Dec	C19th	
9113	Bone China	1	1	1	Rim	Cup/bowl	Lustre painted floral spray inside rim	C19th	
9113	Bone China	1	6	1	BS	Hollow ware	Hand painted overglaze floral design int	C19th	
9113	BSGSW	2	18	2	BS	Hollow ware	Incised lines & stamped designs on body	LC18th – C19th	
9113	BSGSW	1	4	1	BS	Hollow ware	Rouletted band w/ stamped designs ext	LC18th – C19th	
9113	BSGSW	1	9	1	BS	Hollow ware	U/Dec	LC18th – C19th	
9113	BSGSW	1	5	1	Rim	Pie dish	U/Dec	C19th	
9113	BSGSW	1	21	1	BS	Hollow ware	Impressed grooves ext w/ stamped decoration ext	C19th	
9113	BSGSW	1	15	1	BS	Bottle	U/Dec	C19th	Possibly a European mineral water bottle
9113	Cane Coloured ware	2	12	2	Base	U/ID	U/Dec	C19th	Sections of a flat base
9113	Cane Coloured ware	1	4	1	BS	Hollow ware	U/Dec	C19th	
9113	Cane Coloured ware	1	3	1	Ring foot base	Bowl	U/Dec	C19th	
9113	Cane Coloured ware	1	3	1	Rim	Pie dish	U/Dec	C19th	
9113	Creamware	2	26	1	Rim	Plate	Wavy edge	c.1740 – c.1820	Plate or soup plate
9113	Creamware	2	29	1	Rim	Plate	U/Dec	c.1740 – c.1820	Plain rim
9113	Creamware	3	10	3	Rim	Plate	U/Dec	c.1740 – c.1820	One from a deep soup plate
9113	Creamware	1	11	1	Ring foot base	Bowl	U/Dec	c.1740 – c.1820	
9113	Creamware	2	6	2	BS	Hollow ware	Relief band ext	c.1740 – c.1820	
9113	Creamware	2	19	1	Footring base	Plate	U/Dec	c.1740 – c.1820	Scratched & discoloured
9113	Creamware	1	3	1	Footring base	Plate	U/Dec	c.1740 – c.1820	
9113	Creamware	1	2	1	Rim	Bowl	U/Dec	c.1740 – c.1820	
9113	Creamware	3	13	3	BS	Flatware	U/Dec	c.1740 – c.1820	
9113	Creamware	6	16	6	BS	Hollow ware	U/Dec	c.1740 – c.1820	
9113	Edged ware	1	6	1	Rim	Plate	Plain edge w/ feather-edge blue paint	E – MC19th	
9113	Late Blackware	1	12	1	Base	Hollow ware	Black glaze int only	C18th	
9113	Late Redware	3	110	3	Rim	Dish/tray	Clear glaze int only	C18th – C19th	Unusual vessel see also context 4007 for similar sherds
9113	Slip Banded CC ware	1	6	1	Rim	Bowl	Thin white slip lines ext	C19th	
9113	Slip Banded CC ware	6	37	6	BS	Hollow ware	Various combinations of brown and white slip lines	C19th	

Context	Type	No	Wt	ENV	Part	Form	Decoration	Date range	Notes
9113	Slip Banded CC ware	1	1	1	BS	Hollow ware	Brown slip lines ext	C19th	
9113	Slip Banded CC ware	1	4	1	BS	Hollow ware	White slip lines ext	C19th	
9113	Slip Banded CC ware	3	13	3	BS	Hollow ware	Blue and white slip lines and narrow bands	C19th	
9113	Slip Banded CC ware	1	4	1	BS	Hollow ware	Pale blue diffuse line ext	C19th	
9113	Slip Banded ware	1	2	1	BS	Hollow ware	Brown slip band w/ engine turned grooves cut through slip	C19th	
9113	TP Bone China	1	4	1	Footring base	Plate	Two Temples int	C19th	
9113	TP Bone China	1	1	1	BS	Hollow ware	Two Temples ext	C19th	
9113	TP Bone China	1	1	1	BS	Flatware	Chinese landscape int	C19th	
9113	TP Whiteware	1	9	1	BS	Flatware	U/ID TP design int	M – LC19th	Part of illegible maker's mark on underside; flakes & discoloured
9113	TP Whiteware	3	9	3	BS	Hollow ware	U/ID floral designs ext	M – LC19th	
9113	TP Whiteware	2	6	2	Footring base & BS	Plate	Willow	M – LC19th	
9113	TP Whiteware	2	6	2	BS	Hollow ware	?Two Temples	M – LC19th	
9113	TP Whiteware	1	4	1	Rim	Bowl	Leaf & branch frieze int; stylised trees ext	M – LC19th	
9113	TP Whiteware	1	3	1	BS	Hollow ware	Chinese landscape int	M – LC19th	
9113	TP Whiteware	2	3	2	BS	Hollow ware	Chinese landscape ext	M – LC19th	
9113	TP Whiteware	2	3	2	BS	Hollow ware	U/ID TP design ext	M – LC19th	
9113	TP Whiteware	1	3	1	Recessed base	Hollow ware	Trace of blue design ext	M – LC19th	
9113	TP Whiteware	2	8	1	BS	Hollow ware	Diffuse blue printed design, possibly a thistle	M – LC19th	
9113	TP Whiteware	2	4	1	Rim	Hollow ware	Dark 'Flow Blue' cellular pattern int & ext	c.1840+	
9113	TP Whiteware	1	5	1	Ringfoot base	Plate	Dark blue floral pattern on rim	M – LC19th	
9113	TP Whiteware	3	8	3	BS	Hollow ware	U/ID TP designs	M – LC19th	
9113	TP Whiteware	1	2	1	Rim	Hollow ware	Floral frieze inside rim	M – LC19th	
9113	TP Whiteware	1	3	1	Rim	Bowl	Trace of blue design on the rim	M – LC19th	
9113	URE	1	7	1	Rim	Hollowware	U/Dec	C18th – C19th	
9113	Whiteware	2	11	1	Recessed base	Plate	U/Dec	M – LC19th	
9113	Whiteware	3	18	3	Footring base	Plate	U/Dec	M – LC19th	
9113	Whiteware	1	6	1	Footed base	Mug	Moulded handle terminal	M – LC19th	
9113	Whiteware	2	12	2	Flat base	?Pie dish	U/Dec	M – LC19th	
9113	Whiteware	4	17	4	Base	U/ID	U/Dec	M – LC19th	
9113	Whiteware	2	7	2	BS	Plate	U/Dec	M – LC19th	
9113	Whiteware	3	10	3	BS	Hollow ware	U/Dec	M – LC19th	
9113	Whiteware	2	16	2	BS	Hollow ware	Blue all-over int; relief moulding ext	M – LC19th	Crazed & discoloured
9113	Whiteware	1	1	1	Rim	Cup/bowl	Hand painted green, blue & brown floral design ext	M – LC19th	
9113	WSGSW	1	5	1	BS	Plate	U/Dec	c.1720 – c.1780	Slightly abraded
9113	YGCW	1	8	1	BS	Pancheon/bowl	White slip under clear glaze int	LC18th – C19th	
9114	?Blackware	1	12	1	BS/handle stump	Hollow ware	Black glaze int & ext	C17th/C18th	
9114	BGCW	1	250	1	Base	Jar	Brown glaze int & ext	C18th – EC19th	Broken edge appears to have been smoothed off
9114	BGCW	1	50	1	Base	Hollow ware	Brown glaze int only	C18th – EC19th	
9114	BGCW	1	8	1	Rim	Hollow ware	Patchy brown glaze	C18th – EC19th	
9114	BGCW	5	37	4	BS	Hollow ware	Brown glaze int & ext	C18th – EC19th	
9114	Blackware	1	28	1	BS	Cup/byg	Black glaze int & ext	C17th	Hard, fine dark red fabric
9114	Blackware	1	27	1	BS	Bottle/flask	Black glaze ext only	C17th	Hard, fine dark red fabric
9114	Blackware	4	21	4	BS	Hollow ware	Black glaze int & ext	C17th	Hard, fine dark red fabric
9114	BSGSW	1	44	1	BS	Hollow ware	U/Dec	C18th – EC19th	
9114	Late Blackware	1	8	1	BS	Hollow ware	Metallic shiny glaze ext & partially int	C18th	
9114	Mottled ware	2	10	2	BS	Hollow ware	One sherd w/ raised ridge ext	C18th	
9114	Mottled ware type	1	2	1	Rim	Cup/bowl	Brown/ slightly mottled glaze int & ext	C18th	
9114	Redware	1	46	1	Rim	Dish	Clear glaze int only	C17th – EC18th	
9114	Redware	2	8	2	BS	Dish/bowl	Clear glaze int only	C17th – EC18th	
9114	Redware type	1	18	1	Rim	Bowl	Clear (yellow) glaze int; clubbed rim w/ groove int only	C17th – EC18th	
9114	Redware type	1	8	1	Rim	Hollow ware	Clear yellow/orange glaze int & ext	C17th – EC18th	
9114	Redware type	1	55	1	Rim	Dish/bowl	Clear (yellow) glaze int only	C17th – EC18th	Clubbed rim; closer to Redware than YGCW in spite of the colour
9114	Redware type	1	11	1	BS	Dish/bowl	Clear (yellow) glaze int only	C17th – EC18th	
9114	Slip Coated ware	1	11	1	BS	Hollow ware	Thin white slip ext under clear glaze; glaze fumed ext	LC17th – C18th	
9114	Slipware	1	3	1	BS	Dish/bowl	Red & white slip int w/ raised dots	C17th – EC18th	
9114	Slipware	1	3	1	Rim	Dish/bowl	Trailed red-brown glaze on rim	LC17th – C18th	
9114	Slipware type 1	1	15	1	Base	Dish/bowl	Feathered white slip int; red slip ext	C17th – EC18th	

Context	Type	No	Wt	ENV	Part	Form	Decoration	Date range	Notes
9114	Slipware type 1	1	7	1	Rim	Dish/bowl	Trailed white slip int only, clear glaze	C17th – EC18th	Flat-topped rim, slightly clubbed
9114	Slipware type 1	1	12	1	BS	Dish/bowl	Trailed wavy slip line int	C17th – EC18th	Glaze & slip flaked int
9114	Whiteware	1	5	1	BS	Hollow ware	U/Dec	M – LC19th	Crazed & discoloured
9114	Yellow ware	2	18	1	BS	Hollow ware	Clear glaze int & ext	C18th – C17th	
9118	BGCW	1	85	1	BS	Jar	Brown glaze int & partially ext w/ red slip under ext glaze	LC17th – C18th	Smooth orange fabric w/ lighter streaks
9118	Bone China	1	15	1	Ring foot base	Cup	U/Dec	MC19th – EC20th	
9118	Bone China	1	11	1	Ring foot base	Cup	Two Temples	C19th	
9118	Colour Glazed type	1	3	1	BS	Hollow ware?	Blue int; buff ext	M – LC19th	
9118	Lustre ware	2	16	1	BS	Hollow ware	Band of pink lustre	M – LC19th	Crazed & discoloured
9118	Sponged ware	2	17	2	Rim & BS	Plate	Blue sponging around rim	c.1830+	Crazed & discoloured
9118	TP Bone China	1	2	1	Rim	Cup/bowl	Two Temples	C19th	
9118	TP Whiteware	1	16	1	Flatware	Plate	Asiatic Pheasants	M – LC19th	Crazed & discoloured
9118	TP Whiteware	1	2	1	Rim	Flatware	Willow	M – LC19th	
9119	Creamware	1	2	1	Rim	Hollow ware	Relief moulded bands ext	c.1740 – c.1820	Very thin walled vessel
9119	Midlands Purple type	1	11	1	BS	Hollow ware	Mottled brown glaze int only	C16th – EC17th	Pimplly surface ext; glazed-fumed
9119	Redware	1	74	1	Rim	Dish/bowl	Thin orange slip under clear glaze int only	C17th – EC18th	
9119	Redware	1	47	1	BS	Dish/bowl	Thin orange slip under clear glaze int only	C17th – EC18th	
9120	BSGSW	3	47	1	BS	Hollow ware	Deep grooves & ridges w/ line of stamped motifs	LC18th – C19th	
9120	Slip Coated ware	1	2	1	BS	Hollow ware	Thin red slip under dark glaze on a buff body	C18th	
9125	Banded ware	1	9	1	Rim	Plate	Blue line around edge of rim	MC19th – EC20th	
9125	BGCW	10	283	10	BS	Pancheon	Brown glaze int only	LC18th – C19th	
9125	BGCW	1	92	1	Base	Jar	Brown glaze int only	LC18th – C19th	Footed base
9125	BGCW	2	145	2	Rim	Pancheon	Brown glaze int only	LC18th – C19th	Wide flat rim
9125	BGCW	1	46	1	BS/Handle stump	Handled jar	Brown glaze int & ext	LC18th – C19th	
9125	BGCW	1	117	1	BS	Pancheon	Black glaze int only	C18th – C19th	Significantly more abraded than other sherds from this context
9125	BGCW	11	138	11	BS	Hollow ware	Brown glaze int & ext	LC18th – C19th	
9125	BGCW	1	11	1	Rim	Jar	Brown glaze int & ext	LC18th – C19th	Clubbed rim
9125	BGCW	2	193	1	Rim	Jar	Brown glaze int & ext	C18th – C19th	Collared rim
9125	BGCW	10	239	10	BS	Pancheon	Brown glaze int only	C18th – C19th	
9125	BGCW	1	70	1	BS & handle	Jar	Black glaze int & ext	C18th – C19th	Lateral handle
9125	BGCW	3	165	3	Rim	Pancheon	Brown glaze int	C18th – C19th	Wide everted rim
9125	BGCW	1	64	1	Lid seated rim	?Jar	Brown glaze int & ext, unglazed lid seat	C18th – C19th	
9125	BGCW	1	38	1	Base	?Jar	Brown glaze int only	C18th – C19th	Should be a pancheon but angle is steeper; knife trimmed ext
9125	BGCW	1	48	1	Base	Jar	Brown glaze int only	C18th – C19th	Footed base
9125	Blue Banded ware	9	27	9	BS	Mug/jug	Moulded rilling w/ lines of dots & pale blue bands ext	C19th	See also context 9126
9125	Blue Banded ware	2	13	2	BS	Bowl	Thin blue slip lines ext	C19th	
9125	Blue Banded ware	1	18	1	Rim	Plate	Blue line around edge of rim	MC19th - EC20th	
9125	Blue Banded ware	4	10	3	Rim & BS	Mug	Blue slip bands w/ moulded lines ext	C19th	
9125	Bone China	3	4	3	BS	Hollow ware	U/Dec	M – LC19th	
9125	BSGSW	1	67	1	Base	Bowl	U/Dec	C19th	
9125	BSGSW	2	36	1	BS/Shoulder	Bottle	U/Dec	C19th	
9125	BSGSW	2	44	1	Rim & neck	Bottle	U/Dec	C19th	
9125	BSGSW	1	20	1	Rim	Bottle	U/Dec	C19th	
9125	BSGSW	2	20	2	BS	Hollow ware	U/Dec	C19th	Thick body sherds
9125	BSGSW	3	14	2	BS	Hollow ware	U/Dec	C19th	Pale brown
9125	BSGSW	1	5	1	BS	Hollow ware	U/Dec	C19th	
9125	Cane Coloured ware	3	12	1	Base	Hollow ware	U/Dec	C19th	
9125	Cane Coloured ware	1	12	1	Spout	Jug	Moulded spout	C19th	
9125	Cane Coloured ware	1	27	1	Rim	Bowl	U/Dec	C19th	Folded rim w/ cavity
9125	Cane Coloured ware	2	28	2	BS	Hollow ware	U/Dec	C19th	
9125	Cane Coloured ware	1	17	1	Base	Mug	Rilled band above footed base	C19th	
9125	Colour Glazed ware	2	16	2	BS	Hollow ware	Brown Rockingham style glaze int & ext	C19th	
9125	Colour Glazed ware	1	30	1	Flat base	Pie dish	Dark brown Rockingham glaze int & ext	C19th	
9125	Colour Glazed ware	2	16	2	BS	Hollow ware	Dark brown Rockingham glaze int & ext	C19th	
9125	Colour Glazed ware	1	11	1	BS	Hollow ware	Light brown Rockingham style glaze int ext	C19th	
9125	Colour Glazed ware	1	4	1	BS	Hollow ware	Light brown Rockingham style glaze int ext; impressed zig-zag line ext	C19th	
9125	Colour Glazed ware	1	2	1	Spout	?Teapot	Light brown Rockingham style glaze int ext	C19th	

Context	Type	No	Wt	ENV	Part	Form	Decoration	Date range	Notes
9125	Creamware	1	4	1	BS	Mug/Jug	Rilled bands w/ green glaze, brown band between riling	LC18th – EC19th	
9125	Edged ware	1	6	1	Rim	Pie dish	Plain edge w/ feather-edge paint	C19th	
9125	Jackfield ware	2	16	1	Rim	Tea/coffee pot	Moulded black body, lid-seated	LC19th	
9125	Mocha Ware	11	55	8	Rim & BS	Jug/Jar	White slip bands & brown lines w/ green Mocha trees on white	C19th	
9125	Mocha ware	1	4	1	BS	Hollow ware	Green Mocha tree on white slip line	C19th	
9125	Slip Banded CC ware	1	11	1	Rim & spout	Jug	Blue band below rim & white slip lines on body	C19th	
9125	Slip Banded CC ware	2	9	1	Rim	Jug	Blue band below rim & white slip lines on body	C19th	
9125	Slip Banded CC ware	6	51	6	BS	Hollow ware	Blue and white slip lines & bands ext	C19th	
9125	Slip Banded CC ware	1	5	1	Handle	Mug/Jug	U/Dec	C19th	
9125	Slip Banded CC ware	1	9	1	BS	Hollow ware	Brown & white slip lines ext	C19th	
9125	Slip Banded CC ware	3	26	3	BS	Hollow ware	Thin white slip lines & narrow blue bands ext	C19th	
9125	Slip Banded CC ware	1	2	1	BS	Hollow ware	Thin white slip lines ext	C19th	
9125	Slip Banded CC ware	5	19	5	Rim & BS	Hollow ware	Narrow white slip bands w/ dark brown lines above & below	C19th	
9125	Sponge printed ware	4	71	3	Rim, BS & base	Mug	Bands of sub-circular sponge printing; dark Flow Blue	c.1840+	
9125	Sponged ware	3	19	3	BS	Hollow ware	Dark blue sponging ext	c.1830+	
9125	Sponged ware	2	16	1	BS	Hollow ware	Blue sponging ext	c.1830+	
9125	Sponged ware	2	5	2	BS	Flatware	Blue sponging ext	c.1830+	
9125	Sponged ware	2	6	1	Rim	Hollow ware	Dark 'flow blue' sponging ext & inside rim	c.1845+	
9125	Sponged ware	3	17	3	BS	Hollow ware	Dark 'flow blue' sponging ext	c.1845+	
9125	Sponged ware	2	10	2	BS	Hollow ware	Dark 'flow blue' & green sponging ext	c.1845+	See also context 9126
9125	Sponged ware	1	10	1	BS	Hollow ware	Blue sponging ext	c.1830+	
9125	Sponged ware	1	7	1	Footring base	Plate	Blue sponging int	c.1830+	
9125	Stoneware	1	48	1	Base	Bottle	U/Dec	C19th – EC20th	
9125	Stoneware	1	19	1	BS	Bottle/flagon	Pale green glaze	C19th	
9125	Stoneware	1	7	1	Base	Hollow ware	U/Dec	M – LC19th	
9125	Stoneware	1	253	1	Base	Flagon	Green ext; moulded band around base	MC19th – EC20th	
9125	Stoneware	1	47	1	Lid seated rim	Jar/stewpot	U/Dec	C19th	
9125	Stoneware	2	53	1	Base	Jar	Rouletted lines w/ stamped motifs between	C19th	
9125	Stoneware	8	102	8	BS	Bottle	Brown stoneware	C19th	
9125	TP Bone China	2	29	1	Footring base	Plate	Red printed Chinese landscape design int	C19th	
9125	TP Bone China	1	2	1	Rim	Cup/bowl	U/ID TP blue floral design ext, U/ID design int	C19th	
9125	TP Whiteware	2	23	2	Footring base	Plate	Willow	M – LC19th	
9125	TP Whiteware	4	25	4	BS	Plate	Willow	M – LC19th	
9125	TP Whiteware	1	9	1	Flat base	Dish	Willow	M – LC19th	
9125	TP Whiteware	1	5	1	Footring base	Plate	Two Temples	M – LC19th	
9125	TP Whiteware	2	14	1	Profile	Plate	Black printed floral/rural design int	M – LC19th	
9125	TP Whiteware	2	6	2	BS	Flatware	?Asiatic Pheasants	M – LC19th	
9125	TP Whiteware	1	7	1	BS	Flatware	Poorly printed linear design int	M – LC19th	
9125	TP Whiteware	1	1	1	BS	Hollow ware	U/ID rural design ext	M – LC19th	
9125	TP Whiteware	1	2	1	Rim	Plate	Black printed scroll border & flowerheads int	M – LC19th	
9125	TP Whiteware	1	2	1	BS	Hollow ware	Diffuse brown printed design ext; u/id pattern	M – LC19th	
9125	TP Whiteware	1	7	1	BS	Hollow ware	Regular pattern of black printed stylised flowerheads int	M – LC19th	Thick sherd; see also context 9071
9125	TP Whiteware	1	1	1	BS	Hollow ware	Fibre/Seagrass pattern int	M – LC19th	
9125	TP Whiteware	1	1	1	Rim	Hollow ware	Green printed scroll pattern int & ext	M – LC19th	
9125	TP Whiteware	5	247	1	Baluster base	?Jug	Floral design around wide foot, floral/landscape on body	M – LC19th	
9125	TP Whiteware	1	8	1	BS	Hollow ware	Floral and frond design ext	M – LC19th	
9125	TP Whiteware	1	36	1	Rim	Chamber pot	Rural scene ext; floral/geometric design on rim	M – LC19th	
9125	TP Whiteware	4	98	1	Base	Flatware	Eton College; stamped star on underside	M – LC19th	
9125	TP Whiteware	6	158	3	Rim & base	Carver/server	Willow	M – LC19th	One stamped 'A' on underside
9125	TP Whiteware	5	73	5	Rim & double footring	Plate	Willow	M – LC19th	Base stamped 'W'
9125	TP Whiteware	1	2	1	Rim	Cup/bowl	Chinese landscape border int	M – LC19th	
9125	TP Whiteware	3	17	3	BS	Hollow ware	U/ID TP design; Flow Blue	c.1830+	
9125	TP Whiteware	1	11	1	BS	Flatware	U/ID TP design ext	MC19th – EC20th	
9125	TP Whiteware	1	1	1	BS	Bowl	U/ID TP design int & ext	M – LC19th	
9125	TP Whiteware	1	12	1	BS	Hollow ware	U/ID TP design ext	M – LC19th	
9125	TP Whiteware	1	2	1	Rim	Flatware	Relief moulded flower pattern int; red lustre line on ext of rim	M – LC19th	
9125	TP Whiteware	1	5	1	Rim	Hollow ware	Green printed stylised curvilinear border int & ext	M – LC19th	

Context	Type	No	Wt	ENV	Part	Form	Decoration	Date range	Notes
9125	TP Whiteware	1	1	1	BS	Hollow ware	Green printed geometric design int; landscape scene ext	M – LC19th	
9125	TP Whiteware	1	48	1	Moulded handle	Tureen/server	Crouching lion w/ TP Willow border	M – LC19th	Small find number 6
9125	URE	1	9	1	Rim	Hollow ware	U/Dec	C19th	Clubbed rim
9125	URE	1	1	1	BS	Hollow ware	U/Dec	C18th – C19th	
9125	Whiteware	2	7	1	Rim	Flatware	Relief moulded daisy pattern internally	M – LC19th	
9125	Whiteware	1	13	1	Rim	Jar	U/Dec	M – LC19th	Clubbed rim on a thin body
9125	Whiteware	9	49	9	BS	Hollow ware	U/Dec	M – LC19th	
9125	Whiteware	3	13	3	Flat base	Flatware	U/Dec	M – LC19th	
9125	Whiteware	1	12	1	Footed base	Mug/Jug	U/Dec	M – LC19th	Rounded splay-footed base
9125	Whiteware	1	3	1	Footring base	Plate	U/Dec	M – LC19th	
9125	Whiteware	1	6	1	BS	Hollow ware	Traces of bluing, possibly Flow Blue	M – LC19th	
9125	Whiteware	3	48	1	Rim	Bowl	U/Dec	M – LC19th	Sharply everted wide rim
9125	Whiteware	1	23	1	Rim	Hollow ware	U/Dec	M – LC19th	
9125	Whiteware	2	26	2	Flat base	Dish	U/Dec	M – LC19th	Crazed
9125	Whiteware	1	11	1	Ring foot base	Bowl	U/Dec	MC19th – EC20th	Rounded ring foot base
9125	Whiteware	1	20	1	Rim	Jar	U/Dec	MC19th – EC20th	Groove below rim
9125	Whiteware	1	7	1	Base	Mug	U/Dec	M – LC19th	Groove above rim
9125	Whiteware	5	22	5	BS	Hollow ware	U/Dec	M – LC19th	
9125	YGCW	3	39	3	BS	Pancheon/bowl	White slip int under clear glaze int	LC18th – C19th	
9125	YGCW	2	35	2	Rim	Pancheon	White slip int under clear glaze int	LC18th – C19th	
9125	YGCW	2	13	1	BS	Pancheon	White slip under clear glaze int	LC18th – C19th	
9125	YGCW	1	14	1	Rim	Bowl/pancheon	White slip int under clear glaze int	LC18th – C19th	
9125	YGCW	5	84	4	Base	Pancheon	White slip int under clear glaze	C19th	Black deposit ext; probably one vessel
9125	YGCW	3	192	3	Base & BS	Pancheon	Mottled white slip under clear glaze int	C19th	
9125	YGCW	1	16	1	Base	Pancheon	White slip int under clear glaze	C19th	
9125	YGCW	3	119	2	Rim	Jar	White slip int under clear glaze int, clear glaze ext	MC19th – EC20th	Everted rim
9126	?Creamware	1	1	1	BS	Hollow ware	Rilled ext, green int & ext	LC18th – EC19th	
9126	Banded ware	1	7	1	BS	Bowl	Double black slip lines & olive band ext	M – LC19th	Carinated 'London' form bowl
9126	Banded ware	1	6	1	BS	Bowl	Single black slip line & olive band et	M – LC19th	Carinated 'London' form bowl
9126	BGCW	2	183	2	Rim	Jar	Brown glaze int & ext	C19th	Lid-seated rim; lid seating unglazed
9126	BGCW	1	48	1	Rim	Pancheon	Brown glaze int only	LC18th – C19th	
9126	BGCW	2	50	1	Rim	Pancheon	Brown glaze int only	LC18th – C19th	
9126	BGCW	1	61	1	Rim	Pancheon	Brown glaze int	LC18th – C19th	Steep-sided pancheon
9126	BGCW	9	330	9	BS	Pancheon	Brown glaze int	LC18th – C19th	
9126	BGCW	6	106	5	BS	Hollow ware	Brown glaze int & partially ext	C18th – C19th	
9126	Blue Banded ware	1	49	1	Rim & body	Carinated bowl	Broad blue band below rim & thin line above carination	C19th	Carinated 'London' form bowl
9126	Blue Banded ware	1	13	1	Rim	Bowl	Broad blue band below rim	C19th	
9126	Blue Banded ware	1	5	1	BS	Bowl	Broad blue band ext	C19th	
9126	Blue Banded ware	1	2	1	Rim	Bowl	Three thin blue slip lines below rim	C19th	
9126	Blue Banded ware	23	231	1	Rim & BS	Bowl	Blue bands and thin slip lines ext	C19th	Carinated 'London' form bowl
9126	Blue Banded ware	1	2	1	BS	Bowl	Blue slip line ext	C19th	
9126	Blue Banded ware	2	4	2	Rim & BS	Bowl	Blue band & brown slip lines ext	C19th	
9126	Blue Banded ware	3	26	1	Rim & handle stump	Mug/jug	Blue band below rim w/ lines of moulded dots above & below	C19th	Moulded upper handle terminal; See also context 9125
9126	Blue Banded ware	4	5	1	BS	Mug/jug	Narrow blue band w/ lines of moulded dots above & below	C19th	See also context 9125
9126	Bone China	2	29	2	Rim	Plate	Blue sprigged floral design int	M – LC19th	
9126	Bone China	1	7	1	Rim	Plate	Relief moulded scroll design int	M – LC19th	
9126	Bone China	4	36	1	Footring base	Plate/saucer	U/Dec	M – LC19th	
9126	Bone China	1	6	1	Footring base	Plate/saucer	U/Dec	M – LC19th	
9126	Bone China	2	6	2	Base	Flatware	U/Dec	M – LC19th	
9126	Bone China	5	7	5	BS	Hollow ware	U/Dec	M – LC19th	
9126	Bone China	1	1	1	Rim	Cup/bowl	U/Dec	M – LC19th	
9126	Bone China	1	2	1	BS	Flatware	Low relief moulding int	M – LC19th	
9126	BSGSW	6	197	1	Rim & shoulder	Jar	Stamped decoration on body	C19th	
9126	BSGSW	9	142	1	BS & shoulder	Jar	Wide band of stamped designs ext	C19th	Souse or pickle jar type
9126	BSGSW	2	20	1	Shoulder	Jar	U/Dec	C19th	
9126	BSGSW	1	45	1	Rim	Bottle	U/Dec	C19th	Tall funnel-necked bottle; possibly a blacking bottle
9126	BSGSW	1	69	1	Shoulder	Bottle	U/Dec	C19th	

Context	Type	No	Wt	ENV	Part	Form	Decoration	Date range	Notes
9126	BSGSW	3	26	3	Shoulder	Bottle	U/Dec	C19th	
9126	BSGSW	10	92	10	BS	Bottle/jar	U/Dec	C19th	
9126	BSGSW	1	40	1	Base	Bowl/jar	U/Dec	C19th	Thick base
9126	BSGSW	1	17	1	BS	Bottle	U/Dec	C19th	
9126	BSGSW	1	13	1	BS	Bowl	U/Dec	C19th	
9126	BSGSW	1	5	1	BS	Hollow ware	Stamped linear & star designs ext	C19th	
9126	Cane Coloured ware	12	221	1	Base	Pie dish	U/Dec	C19th	Stamped 'FIRE PROOF' on underside
9126	Cane Coloured ware	3	27	3	Rim	Pie dish	U/Dec	C19th	
9126	Cane Coloured ware	1	30	1	Rim	Bowl	U/Dec	C19th	Folded rim
9126	Cane Coloured ware	1	18	1	Handle	Jug	U/Dec	C19th	
9126	Cane Coloured ware	1	61	1	Ring foot base	Bowl	U/Dec	C19th	Angular ring foot base
9126	Cane Coloured ware	1	46	1	Ring foot base	Bowl	U/Dec	C19th	Round ring foot base
9126	Cane Coloured ware	1	39	1	Base	?Bowl	U/Dec	C19th	
9126	Cane Coloured ware	3	9	3	Flat base	Pie dish	U/Dec	C19th	
9126	Cane Coloured ware	3	11	3	BS	Hollow ware	U/Dec	C19th	
9126	Cane Coloured ware	1	6	1	Rim	Bowl	U/Dec	C19th	Folded rim
9126	Cane Coloured ware	1	2	1	Rim	Hollow ware	U/Dec	C19th	
9126	Cistercian ware	1	26	1	Base	Cup/tyg	Brown mottled glaze ext only	c.1450 – c.1600	Pre-firing cracks int
9126	Cistercian ware	1	6	1	Handle	Cup/tyg	Brown glaze all over	c.1450 – c.1600	
9126	Cistercian/Blackware	1	6	1	BS	Hollow ware	Black glaze int & ext	LC16th – C17th	
9126	Colour Glazed ware	2	69	1	Flat base	Hollow ware	Black glaze int & ext on white fabric	C19th	
9126	Colour Glazed ware	1	18	1	Rim	Pie dish	Dark brown Rockingham type glaze on white body	C19th	
9126	Creamware	4	17	4	BS	Hollow ware	U/Dec	c.1740 – c.1820	
9126	Edged ware	8	172	4	Rim	Pie dish	Plain rim w/ feather-edge paint	E – MC19th	Chipped at biscuit-fired stage, glazed and painted over chip; crazed & discoloured
9126	Edged ware	6	122	4	Profile	Plate	Low relief moulding w/ feather-edge blue paint	E – MC19th	
9126	Edged ware	8	79	8	Rim	Plate	Wavy plate rim w/ feather-edge blue paint	E – MC19th	
9126	Edged ware	1	4	1	Rim	Plate	Wavy edged plate w/ feather-edge paint	c.1810 – c.1830	
9126	Edged ware	1	10	1	Rim	Bowl/dish	Fluted edge & int of bowl w/ dark blue painted edge	c.1810 – c.1830	
9126	Figurine	3	44	1	Fragments	Figurine	Moulded figurine w/ underglaze blue paint	LC19th	
9126	Jackfield ware	1	38	1	Spout	Teapot	Moulded spout	LC19th	
9126	Jackfield ware	1	69	1	Lid	Teapot	Moulded lid	C19th	
9126	Late Slipware	1	5	1	BS	Mug/Jug	Red & brown slip bands w/ 'inlaid' slip designs	C19th	
9126	Lustre ware	1	65	1	Rim	Teapot	Moulded teapot body w/ gold lustre finish ext	C19th	
9126	Marble	1	6	1	Complete	Marble	White fired clay marble w/ red streak	Undated	16.25mm diameter
9126	Marble	1	3	1	Half	Marble	Brown fired clay marble fragment	Undated	
9126	Mocha ware	1	9	1	BS	Hollow ware	Black Mocha tree on white slip w/ narrow blue line	C19th	
9126	Slip Banded CC ware	2	15	2	BS	Bowl	Thin white slip lines ext	C19th	Carinated 'London' form
9126	Slip Banded CC ware	9	32	9	BS	Hollow ware	Thin white slip lines ext	C19th	
9126	Slip Banded CC ware	3	25	1	BS	Hollow ware	Thin white slip lines & a narrow brown band ext	C19th	
9126	Slip Banded CC ware	1	4	1	BS	Hollow ware	Brown slip lines ext	C19th	Possible handle stump
9126	Slip Banded CC ware	1	3	1	BS	Hollow ware	Narrow white band flanked by thin brown lines	C19th	
9126	Slipped CC ware	1	3	1	BS	Hollow ware	Brown cabled slip decoration ext	C19th	
9126	Sponge Printed ware	4	21	3	Rim & BS	Hollow ware	Flow blue sponge printed ext	c.1830+	
9126	Sponged ware	1	83	1	BS & handle stump	Jug	Blue sponging ext w/ moulded handle terminal	c.1830+	
9126	Sponged ware	7	40	7	Rim & BS	Hollow ware	Blue sponging ext	c.1830+	
9126	Sponged ware	1	7	1	Footring base	Plate	Blue sponging in centre int	c.1830+	
9126	Sponged ware	1	4	1	Footring base	Plate	Blue sponging int	c.1830+	
9126	Sponged ware	1	4	1	BS	Hollow ware	Blue sponging ext w/ green sponge printed motif	c.1830+	See also context 9125
9126	Sponged ware	1	6	1	BS	Hollow ware	Blue sponging ext	c.1830+	Sharply curved body
9126	Sponged ware	1	6	1	Footring base	Plate	Blue sponging int	M – LC19th	
9126	Sponged ware	1	4	1	BS	Hollow ware	Blue sponging ext	M – LC19th	
9126	Sponged ware	1	20	1	Base	Mug	Footed base: moulded handle terminal, blue sponging ext	c.1830+	
9126	Stoneware	1	6	1	Shoulder	Bottle	U/Dec	C19th	
9126	Stoneware	1	4	1	BS	?Bottle	Green finish	C19th	
9126	Stoneware	2	8	2	BS	Hollow ware	U/Dec	M – LC19th	White stoneware
9126	TP Bone China	2	11	1	Rim	Cup	Two Temples w/ gold line on rim	M – LC19th	
9126	TP Bone China	1	3	1	Rim	Cup/bowl	Two Temples	M – LC19th	

Context	Type	No	Wt	ENV	Part	Form	Decoration	Date range	Notes
9126	TP Whiteware	2	18	1	Profile	Plate/saucer	Brown printed border w/ thistle design in cartouche	M – LC19th	See also context 9071
9126	TP Whiteware	4	18	1	Footring base	Plate	Black printed rural scene int	M – LC19th	Small part of pattern name on underside
9126	TP Whiteware	7	57	1	Profile	Plate	Fibre	M – LC19th	Pattern name on underside
9126	TP Whiteware	1	9	1	Ring foot base	Cup/bowl	Black printed garden urn design int	M – LC19th	Rounded ring foot base
9126	TP Whiteware	19	479	1	Complete	Plate	Albion	M – LC19th	Crazed and discoloured; crown stamp on underside
9126	TP Whiteware	15	206	8	Profile	Plate	Wild Rose	M – LC19th	Grid stamp on underside; double footring base
9126	TP Whiteware	3	79	2	Rim & BS	Carver/server	Willow	M – LC19th	Thick sherds
9126	TP Whiteware	4	86	1	Profile	Plate	Willow	M – LC19th	
9126	TP Whiteware	2	30	1	Rim	Pie dish	Willow	M – LC19th	
9126	TP Whiteware	5	61	5	Rim	Plate	Willow	M – LC19th	
9126	TP Whiteware	7	36	7	BS	Plate	Willow	M – LC19th	One sherd w/ blurred & illegible maker's mark on underside
9126	TP Whiteware	3	41	3	Base	Plate	Willow	M – LC19th	Double footring
9126	TP Whiteware	1	2	1	Flat base	?Dish	Willow	M – LC19th	
9126	TP Whiteware	1	1	1	Base	Plate	Willow	M – LC19th	Footring base
9126	TP Whiteware	1	75	1	Rim	Tureen lid	Willow	M – LC19th	Tall domed lid
9126	TP Whiteware	4	16	4	BS	Hollow ware	Willow	M – LC19th	TP design on ext of vessel (dish, lid?)
9126	TP Whiteware	5	37	1	Rim	Plate	Albion	M – LC19th	Partly blurred print
9126	TP Whiteware	1	14	1	Rim	Flatware	U/ID border	M – LC19th	Crazed & discoloured but a fine print
9126	TP Whiteware	19	119	1	Rim, BS, handle	Jug	U/ID frond & flower design ext; moulded handle terminal	M – LC19th	
9126	TP Whiteware	6	103	1	BS	Hollow ware	All-over floral design w/ small rural scenes in cartouches	M – LC19th	
9126	TP Whiteware	1	74	1	Profile	Plate	Dark (?Flow Blue) stylised curvilinear border & central design	M – LC19th	
9126	TP Whiteware	13	59	13	BS	Hollow ware	U/ID pale blue rural scene w/ trees	M – LC19th	
9126	TP Whiteware	4	20	3	BS	Hollow ware	Blue printed tendril design ext	M – LC19th	
9126	TP Whiteware	1	19	1	Rim	Carver/server	U/ID geometric/floral border int w/ wavy edge int	M – LC19th	Thick wavy-edge flatware vessel
9126	TP Whiteware	13	72	13	BS	Hollow ware	Various unidentified TP designs ext	M – LC19th	
9126	TP Whiteware	2	12	2	BS/Handle stump	Mug/jug	U/ID TP designs ext	M – LC19th	One moulded handle terminal
9126	TP Whiteware	1	4	1	Rim	Cup/bowl	Stylised ribbon & wreath design int & ext	M – LC19th	
9126	TP Whiteware	1	9	1	BS	Hollow ware	U/ID TP design ext	M – LC19th	Crazed & discoloured
9126	TP Whiteware	1	21	1	BS	?Lid	U/ID rural design w/ a house, trees & figures ext	M – LC19th	Possibly a tureen lid
9126	TP Whiteware	1	8	1	Rim	?Jug	Blurred Willow border int, U/ID design ext	M – LC19th	
9126	TP Whiteware	8	18	8	BS	Various	Small fragments of U/ID designs int & ext	M – LC19th	
9126	TP Whiteware	1	2	1	Rim	Hollow ware	Two Temples	M – LC19th	
9126	TP Whiteware	1	1	1	Rim	?Bowl	Two Temples	M – LC19th	
9126	TP Whiteware	1	1	1	BS	Flatware	Two Temples	M – LC19th	Small section of illegible maker's name on underside
9126	TP Whiteware	2	41	2	Ring foot base	Bowl	TP tendril design ext	M – LC19th	
9126	URE	5	64	5	Base & body	?Flowerpot	U/Dec	C19th – EC20th	
9126	Whiteware	2	49	1	Spout	Jug	U/Dec	M – LC19th	Slightly matte finish
9126	Whiteware	4	29	4	BS & handle stump	Jug	U/Dec	M – LC19th	Slightly matte finish
9126	Whiteware	4	53	3	Rim	Pie dish	U/Dec	M – LC19th	
9126	Whiteware	2	141	1	Ring foot base	Bowl	U/Dec	M – LC19th	Round ring foot base
9126	Whiteware	8	133	4	Ring foot base	Bowl	U/Dec	M – LC19th	Round ring foot base
9126	Whiteware	2	10	1	Handle	Mug/Jug	U/Dec	M – LC19th	Lobate form
9126	Whiteware	2	14	2	Recessed base	Plate	U/Dec	M – LC19th	
9126	Whiteware	6	48	3	Double ringfoot base	Plate	U/Dec	M – LC19th	
9126	Whiteware	3	41	3	Footring base	Plate	U/Dec	M – LC19th	
9126	Whiteware	18	124	18	BS	Hollow ware	U/Dec	M – LC19th	
9126	Whiteware	1	6	1	Rim	Bowl	U/Dec	M – LC19th	Plain rim
9126	Whiteware	6	27	5	BS	Flatware	U/Dec	M – LC19th	
9126	Whiteware	1	3	1	Ring foot base	Cup/bowl	U/Dec	M – LC19th	
9126	Whiteware	5	18	5	BS	Hollow ware	U/Dec	M – LC19th	
9126	Whiteware	2	4	1	Rim	Mug	Hand painted red & green floral decoration ext	C19th	
9126	Whiteware	1	4	1	Rim	Mug	Hand painted blue & black floral design ext	C19th	
9126	Whiteware	1	12	1	Ring foot base	Bowl	U/Dec	M – LC19th	Round ring foot base
9126	Whiteware	1	6	1	Rim	Plate	Relief moulded daisy pattern int	M – LC19th	
9126	Whiteware	1	23	1	Rim	Jar	U/Dec	M – LC19th	Folded rim w/ cavity
9126	Whiteware	1	12	1	Rim	Jam jar	U/Dec	MC19th – EC20th	
9126	Whiteware	1	8	1	Handle	Jug	U/Dec	C19th	

Context	Type	No	Wt	ENV	Part	Form	Decoration	Date range	Notes
9126	Whiteware	2	7	2	BS	Flatware	U/Dec	C19th	
9126	Whiteware	2	5	2	BS	Hollow ware	Linear designs in dark blue w/ Flow Blue effect	c.1840+	
9126	Whiteware	1	3	1	BS	Jar	U/Dec	M – LC19th	
9126	Whiteware	1	1	1	BS	Hollow ware	Dark blue & red decoration ext	MC19th – EC20th	
9126	Whiteware	1	2	1	BS	Hollow ware	Dark blue ext w/ overglaze gold motifs	MC19th – EC20th	
9126	Whiteware	2	77	2	Base & BS	Hollow ware	Rilled bands w/ green paint & plain brown bands on body	MC19th – EC20th	
9126	Yellow ware	1	3	1	BS	U/ID	Thin yellow glaze int	LC18th – C17th	
9126	YGCW	3	432	1	Rim	Pancheon	White slip int under clear glaze int; unslipped band at junction of rim & body	C18th – C19th	
9126	YGCW	1	153	1	Rim	Pancheon	White slip int under clear glaze	C18th – C19th	
9126	YGCW	9	328	9	BS	Pancheon	White slip int under clear glaze	C18th – C19th	
9126	YGCW	2	82	1	Base	Pancheon	White slip int under clear glaze	C18th – C19th	Use-wear on underside of base
9126	YGCW	1	94	1	Rim	Pancheon	White slip int under clear glaze int; unslipped band on rim	C18th – C19th	Wide flat rim
9126	YGCW	4	180	2	Rim	Pancheon	Mottled white slip int under clear glaze	C18th – C19th	
9126	YGCW	2	44	1	Rim	Bowl	White slip int	C18th – C19th	Round folded rim w/ small cavity
9126	YGCW	1	75	1	Base	Pancheon	White slip int under clear glaze	C18th – C19th	
9126	YGCW	1	59	1	Base	Pancheon	White slip int under clear glaze	C18th – C19th	
9126	YGCW	1	4	1	Rim	Pancheon	White slip int under clear glaze int; unslipped band on rim	C18th – C19th	
9126	YGCW Type	7	302	1	Base & body	Bottle	White slip ext giving a yellow finish ext	LC18th – C19th	Unusual bottle
9126	YGCW type	1	14	1	Rim	Pancheon	White slip line inside rim & on ext of rim	C18th – C19th	
9127	TP Whiteware	1	1	1	BS	Hollow ware	Willow	M – LC19th	
9127	URE	1	21	1	Rim	Hollow ware	Round everted rim	MC19th – EC20th	
9129	Blackware	1	24	1	BS & Handle	Hollow ware	Metallic black/brown glaze int & ext	C17th	Hard, dense red fabric
9131	YGCW	1	29	1	Base	Bowl/pancheon	White slip int under clear glaze	LC18th – C19th	
9133	Blue Banded ware	1	2	1	Rim	Bowl	Blue banded ext	C19th	Discoloured and crazed
9133	Bone China	1	2	1	BS	Cup/bowl	Overglaze painted red design ext	C19th	Angled or carinated body
9133	BSGSW	1	2	1	BS	Hollow ware	Incised line ext	C19th	
9133	Creamware	1	16	1	Flat base	Pie dish	U/Dec	c.1740 – c.1820	
9133	Edged ware	1	2	1	Rim	Plate	Plain rim w/ blue feather-edged paint	E – MC19th	
9133	Slip Banded CC ware	1	4	1	BS	Hollow ware	Thin white slip lines & faint blue line ext	C19th	
9133	TP Whiteware	1	6	1	Footring base	Plate	Two Temples	M – LC19th	
9133	TP Whiteware	1	2	1	Rim	Bowl	Two Temples	M – LC19th	
9133	TP Whiteware	1	4	1	BS	Hollow ware	Odd dark & light grey dendritic pattern int & ext	M – LC19th	
9134	Banded ware	1	5	1	Rim	Bowl	Blue band & brown line below rim	C19th	
9134	BGCW	1	69	1	BS	Hollow ware	Black glaze int only, rilled body ext	C18th – C19th	
9134	Bone China	1	4	1	Rim	Saucer	U/Dec	C19th	
9134	Bone China	1	1	1	BS	Flatware	U/Dec	M – LC19th	
9134	Bone China	1	1	1	BS	Hollow ware	Red painted overglaze design ext	C19th	
9134	BSGSW	1	16	1	BS& Handle	Stew pot	Rouletted and stamped decoration ext	C19th	Lateral handle
9134	BSGSW	2	8	1	BS	Hollow ware	U/Dec	C19th	
9134	Cane Coloured ware	2	4	2	BS	Hollowware	U/Dec	C19th	
9134	Coarse Mottled ware	1	127	1	Base	Jar	Dark mottled glaze int & ext	LC17th – C18th	Flaked & crazed glaze, footed base
9134	Colour Glazed ware	1	2	1	BS	Hollow ware	Brown shiny glaze on a pale body	C19th	
9134	Creamware	1	1	1	BS	Hollow ware	Rilled ext; green finish int & ext	c.1740 – c.1820	
9134	Late Blackware type	1	14	1	BS	Jar	Black glaze int & partially ext	C18th	
9134	Mocha ware	1	3	1	BS	Hollow ware	Blue Mocha tree on a white band ext	C19th	
9134	Slip Banded CC ware	2	7	2	BS	Hollow ware	Blue and white bands on a cane coloured body	C19th	
9134	Slip Banded CC ware	1	4	1	Rim	Hollow ware	White slip lines & a diffuse blue line below rim	C19th	
9134	Sponged ware	1	1	1	BS	Hollow ware	Blue sponging ext	c.1830+	
9134	TP Bone China	1	1	1	Rim	Saucer	Pale diffuse blue Chinese style floral borders int & ext	C19th	Bleeding of blue into white glaze
9134	TP Pearlware	1	2	1	Rim	Saucer	Geometric border int	c.1780 – c.1840	
9134	TP Pearlware	1	3	1	Rim	Saucer	Stylised floral border int	c.1780 – c.1840	
9134	TP Whiteware	2	26	2	Rim	Plate	Floral border w/ distinctive pentagonal border	M – LC19th	See also 9047 for a similar design on larger vessel(s)
9134	TP Whiteware	1	13	1	Rim	Bowl/saucer	Two Temples	M – LC19th	
9134	TP Whiteware	1	1	1	Rim	Saucer	Floral/geometric border int	M – LC19th	
9134	TP Whiteware	1	2	1	Recessed base	Plate	?Willow	M – LC19th	
9134	TP Whiteware	1	1	1	Rim	Cup/bowl	U/ID TP design	M – LC19th	
9134	TP Whiteware	1	2	1	BS	?Saucer	U/ID TP design	M – LC19th	

Context	Type	No	Wt	ENV	Part	Form	Decoration	Date range	Notes
9134	URE	1	5	1	BS	Hollow ware	U/Dec	C19th	
9134	Whiteware	1	9	1	Rim	Bowl	U/Dec	M – LC19th	Folded rim w/ cavity
9134	Whiteware	1	4	1	Rim	Hollow ware	U/Dec	M – LC19th	
9134	Whiteware	3	4	3	BS	Flatware	U/Dec	M – LC19th	
9137	Banded ware	1	12	1	BS	Hollow ware	Blue and black bands ext	C19th	
9137	Blue Banded ware	2	4	1	BS	Hollow ware	Blue bands ext	C19th	
9137	Blue Banded ware	3	12	3	BS	Hollow ware	Blue lines & bands ext	C19th	
9137	Bone China	1	2	1	BS	Hollow ware	Pink lustre finish ext	M – LC19th	
9137	Bone China	1	4	1	BS	Hollow ware	Blue and gold linear decoration ext (part)	MC19th – EC20th	
9137	Bone China	1	2	1	Rim	Cup/mug	U/Dec	MC19th – EC20th	
9137	Bone China	1	3	1	BS/Stem	Hollow ware	Part of blue painted line ext	MC19th – EC20th	Possibly part of a toy/miniature stemmed vessel
9137	Bone China	1	2	1	BS	Hollow ware	U/Dec	MC19th – EC20th	
9137	Bone China	1	3	1	BS	Hollow ware	U/Dec	MC19th – EC20th	Possibly part of a toy/miniature stemmed vessel
9137	Bone China	2	2	2	Rim	?Flatware	U/Dec	MC19th – EC20th	
9137	BSGSW	1	12	1	BS	Hollow ware	Incised curvilinear design ext	C19th – EC20th	
9137	Colour Glazed ware	1	12	1	Handle	?Teapot	Rockingham type glaze on a white body	C19th – EC20th	
9137	Colour Glazed ware	1	19	1	Rim & BS	Teapot	Rockingham type glaze on a white body	C19th – EC20th	
9137	Colour Glazed ware	1	24	1	Rim	Teapot lid	Rockingham type glaze on a white body	C19th – EC20th	Deep flange
9137	Colour Glazed ware	1	18	1	Ring foot base	Teapot	Rockingham type glaze on a white body	C19th – EC20th	Semi-recessed base
9137	Colour Glazed ware	2	6	2	BS	?Teapot	Rockingham type glaze on a white body	C19th – EC20th	
9137	Colour Glazed ware	1	2	1	Rim	Jar	Green glazed finish	C19th?	
9137	Creamware	4	9	4	BS	Hollow ware	U/Dec	c.1740 – c.1820	
9137	Creamware	1	3	1	Rim	Plate	U/Dec	c.1740 – c.1820	
9137	Creamware	1	2	1	BS	Bowl	Fluted int; moulded rim w/ cut-outs	c.1740 – c.1820	
9137	Creamware	1	2	1	Footring base	Plate	U/Dec	c.1740 – c.1820	
9137	Creamware	1	5	1	Ring Foot base	Cup/bowl	U/Dec	c.1740 – c.1820	
9137	Creamware	1	2	1	Rim	Lid	U/Dec	c.1740 – c.1820	?Teapot/coffee pot lid
9137	Creamware	1	4	1	Rim	Mug/jug	Rilled band below rim w/ green paint; mottled body	c.1740 – c.1820	
9137	Glass	1	1	1	Fragment	U/ID	U/Dec	Undated	White translucent glass
9137	Slip Banded CC ware	1	3	1	Rim	Bowl	Blue band and white lines below rim ext	C19th	
9137	Sponge Printed ware	1	9	1	BS	Hollow ware	Blue painted band & sponge printed floral design	c.1840+	
9137	Sponge Printed ware	1	1	1	Rim	Small plate/saucer	Quatrefoil design inside rim	c.1840+	
9137	Sponge Printed ware	1	1	1	BS	Hollow ware	Red sponge printing & black line ext	c.1840+	
9137	Sponged ware	1	1	1	BS	Hollow ware	Blue sponging ext	c.1830+	
9137	Stoneware	7	640	7	Base & BS	Flagon	Green stoneware	MC19th – EC20th	
9137	TP Bone China	4	14	1	Rim	Small plate/saucer	Red printed floral design int	M – LC19th	
9137	TP Bone China	2	4	2	Rim & BS	Small plate/saucer	Dendritic 'sea grass/fibre' pattern	MC19th – EC20th	
9137	TP Whiteware	10	84	1	Rim	Mug	Black printed football match on a salmon pink body	M – LC19th	Very distinctive decoration w/ gold rim & standard black printed frieze int
9137	TP Whiteware	13	362	1	Profile	Mug	Fox and goose Christmas design	M – LC19th	See notes and cxt 9203 for similar sherd
9137	TP Whiteware	1	12	1	BS	Hollow ware	Black printed grid pattern w/ crosses at intersections	M – LC19th	
9137	TP Whiteware	1	4	1	Rim	Plate/saucer	Green printed scroll decoration int	M – LC19th	
9137	TP Whiteware	1	4	1	BS	Flatware	U/ID green printed design int	M – LC19th	
9137	TP Whiteware	1	2	1	BS	Plate	Asiatic Pheasants	M - LC19th	
9137	TP Whiteware	1	1	1	BS	?Flatware	U/ID TP design int	MC19th - EC20th	
9137	Whiteware	8	224	1	Profile	Small plate/saucer	U/Dec	c.1890+	Printed mark on underside; 'Ironstone China / J&G Meakin / Hanley / England'
9137	Whiteware	8	93	1	Rim & BS	Marmalade jar	Keiller marmalade black printed label	1873 or later	Award date of 1873; could be early C20th
9137	Whiteware	18	271	14	Rim, base & BS	Marmalade jar	U/Dec	1873 or later	Keiller type marmalade jars
9137	Whiteware	1	22	1	Rim	Plate	U/Dec	MC19th – EC20th	
9137	Whiteware	1	5	1	BS & handle	Mug/jug	U/Dec	M – LC19th	
9137	Whiteware	7	25	7	BS	Hollow ware	U/Dec	MC19th – EC20th	
9137	Whiteware	2	5	2	BS	Flatware	U/Dec	M – LC19th	One sherd w/ a star stamp on underside
9137	Whiteware	2	2	2	Rim	?Jar	U/Dec	M – LC19th	
9137	WSGSW	2	12	1	Rim	Plate/soup plate	U/Dec	c.1720 – c.1780	
9137	YGCW	1	197	1	Rim	Pancheon	White slip int w/ unslipped red band int	MC19th – C20th	Round rim
9137	YGCW	1	26	1	Base	Pancheon	White slip int under clear glaze	MC19th – C20th	
9139	?Creamware	1	5	1	BS	Hollow ware	U/Dec	LC18th – C19th	Very thin sherd; light Creamware
9139	Bone China	1	18	1	Ring foot base	Cup/bowl	Blue TP Chinese style 'Island' design internally	C19th	

Context	Type	No	Wt	ENV	Part	Form	Decoration	Date range	Notes
9139	Crucible	1	20	1	Base	Crucible	N/A	Undated	Deposit int; ?suitable for analysis
9139	Sponged ware type	1	3	1	Rim	Plate/saucer	Blue sponging around inside of rim	c.1830+	
9141	Banded Slipware	1	2	1	Rim	Bowl	Blue band on body w/ thin chequer-board band below rim	MC18th – MC19th	Discoloured
9141	Banded ware	2	6	2	Rim	Bowl	Blue & black slip line & band ext	C19th	
9141	BGCW	1	61	1	BS & Handle	Hollow ware	Brown glaze int & ext	C18th – C19th	
9141	BGCW	4	78	4	BS	Pancheon	Brown glaze int only	C18th – C19th	
9141	BGCW	1	43	1	Base	?Hollow ware	Brown glaze int only	C18th – C19th	Heavily overfired; dense grey fabric w/ limited bloating
9141	BGCW	1	21	1	BS	Hollow ware	Brown glaze int, rilled ext	C18th – C19th	
9141	BGFW	1	2	1	BS	Hollow ware	Brown glaze int & ext	C18th	
9141	Blue Banded ware	1	3	1	Rim	Bowl	Blue band ext	C19th	
9141	Bone China	1	18	1	Rim	Flatware	Relief moulded dot design w/ blue sprigged floral motif	C19th	
9141	BSGSW	1	1	1	Rim	Hollow ware	Groove below rim	C18th – EC19th	
9141	Cane Coloured ware	1	17	1	BS	Hollow ware	Sprigged decoration ext; classical figure on a plinth	C19th	
9141	Cane Coloured ware	2	6	2	BS	?Hollow ware	U/Dec	C19th	
9141	Creamware	3	7	3	BS	Hollow ware	U/Dec	c.1740 – c.1820	
9141	Creamware	4	8	3	BS	Hollow ware	U/Dec	c.1740 – c.1820	
9141	Mottled ware	1	5	1	BS	Hollow ware	U/Dec	C18th	
9141	Redware	1	29	1	BS	Dish/bowl	Clear glaze int, red slip ext	C17th – EC18th	
9141	Sponged ware	1	1	1	BS	Flatware	Blue sponging ext	c.1830+	
9141	TP Pearlware	1	2	1	Base	Flatware	U/ID TP design int; dark blue	c.1780 – c.1840	
9141	TP Whiteware	1	27	1	Flat base	Carver/server	Willow	M – LC19th	
9141	TP Whiteware	2	7	2	BS	Hollow ware	Stylised geometric/curvilinear design ext	M – LC19th	
9141	TP Whiteware	1	1	1	BS	Hollow ware	IU/ID TP design ext	M – LC19th	
9141	URE	1	9	1	BS	Hollow ware	U/Dec	C18th – C19th	Buff fabric, black deposit int only
9141	Whiteware	1	10	1	BS	Hollow ware	U/Dec	M – LC19th	
9141	Yellow ware	1	6	1	BS	Hollow ware	Thin hard glaze int & ext on a white body	LC15th – C16th	
9141	YGCW	1	11	1	Base	Bowl/pancheon	Mottled white slip int under clear glaze	C18th – C19th	
9141	YGCW	1	17	1	BS	Pancheon	Mottled white slip under clear glaze	C18th – C19th	
9141	YGCW	1	6	1	BS	Bowl/pancheon	White slip int only under clear glaze	C18th – C19th	
9142	?Pearlware	1	1	1	Flake	U/ID	U/Dec	c.1780 – c.1840	
9142	?Pearlware	1	1	1	Footring base	Hollow ware	U/Dec	c.1780 – c.1820	Crazed & discoloured; could be Whiteware
9142	BGCW	1	15	1	Handle	Jar	U/Dec	C18th – C19th	Lateral handle
9142	BGCW	1	24	1	BS	Pancheon	Brown glaze int only	C18th- c19th	
9142	BSGSW	1	16	1	Rim	Jar	U/Dec	C18th – C19th	Flat topped rim, profiled ext
9142	Creamware	1	11	1	BS	Flatware	U/Dec	c.1740 – c.1820	Stamped maker's mark on base (illegible)
9142	Creamware	2	1	2	Hollow ware	Hollow ware	U/Dec	c.1740 – c.1820	
9142	Late Blackware	1	10	1	BS	Hollow ware	Brown glaze int only	C18th	
9142	Late Blackware	1	3	1	BS	Hollow ware	Brown glaze int & ext	C18th	
9142	URE	1	1	1	BS	Hollow ware	U/Dec	C18th – C19th	
9143	Mottled ware	1	5	1	BS	Mug	Mottled glaze int & ext; rilled band ext	C18th	
9143	TP Pearlware	1	1	1	Rim	Cup/bowl	U/ID TP designs int & ext; brown line on top of rim	c.1780 – c.1840	
9143	Whiteware	1	5	1	BS	Hollow ware	U/Dec	M – LC19th	
9143	YGCW	1	39	1	Rim	Pancheon	White slip int w/ unslipped line on rim	C18th – C19th	Wide flat everted rim
9156	Cane Coloured ware	1	15	1	Footring base	Bowl	U/Dec	C19th	
9156	Marble	1	6	1	Complete	Marble	Red & white marbled clay	C19th	Irregular ball
9156	Marble	1	6	1	Complete	Marble	Red & white marbled clay	C19th	Irregular ball
9161	BGCW	1	91	1	Rim	Pancheon	Black glazed int only	C18th – C19th	Hard, fine, dense fabric; everted slightly overhanging rim
9161	BGCW	2	55	2	BS	Pancheon	Black glazed int only	C18th – C19th	One sherd rilled ext
9161	BGFW	1	10	1	Rim	Dish/bowl	Black glaze int, spots ext	C18th	Black deposit ext
9161	BSGSW	2	13	2	BS	Hollow ware	U/Dec	C18th – EC19th	
9161	BSGSW	1	5	1	BS	Hollow ware	Incised groove ext	C18th – C19th	
9161	Creamware	3	25	1	Rim	Bowl	U/Dec	c.1740 – c.1820	Wide everted rim, deep soup plate/bowl
9161	Creamware	1	9	1	Rim	Plate	U/Dec	c.1740 – c.1820	
9161	Creamware	1	5	1	BS	Bowl	U/Dec	c.1740 – c.1820	
9161	Creamware	2	8	2	BS	Hollow ware	U/Dec	c.1740 – c.1820	
9161	Creamware	1	3	1	Flake	U/ID	U/Dec	c.1740 – c.1820	
9161	Creamware	3	18	2	Footring base	Plate	U/Dec	c.1740 – c.1820	

Context	Type	No	Wt	ENV	Part	Form	Decoration	Date range	Notes
9161	Creamware	1	1	1	BS	Flatware	U/Dec	c.1740 – c.1820	
9161	Late Blackware	3	111	1	Base	Bowl/porringer	Black glaze int & partially ext	C18th	Footed base
9161	TGE	1	4	1	BS	Hollow ware	Pale blue tin glaze int & ext	MC18th – MC18th	
9167	BGCW	1	180	1	Rim	Pancheon	Brown glaze int only	C18th – C19th	Everted flat rim w/ prominent groove on external edge
9167	BGCW	1	162	1	Rim	Pancheon	Black glaze int only; red slip ext	C18th – C19th	Flaked and chipped; clubbed rim
9167	BGCW	1	51	1	Base	Pancheon	Brown glaze int only	C18th – EC19th	Use-wear on underside
9167	BGFW	2	12	2	BS	Hollow ware	Brown glaze int only	C18th – EC19th	
9167	Creamware	1	10	1	Rim	Soup plate	U/Dec	c.1740 – c.1820	
9167	Creamware	1	6	1	Rim	Plate	Wavy edge plate	c.1740 – c.1820	
9167	Creamware	1	7	1	Ring foot base	Bowl	U/Dec	c.1740 – c.1820	Thin angular ring foot base
9167	Creamware	1	4	1	Footring base	Plate	U/Dec	c.1740 – c.1820	
9167	URE	1	32	1	BS	Pancheon	U/Dec	LC18th – C19th	
9177	Coarse Blackware type	1	22	1	Rim	Jar	Metallic brown glaze int & ext	C17th – EC18th	Clubbed rim; ridge at base of neck
9178	Late Blackware	1	8	1	Rim	Dish	U/Dec	C18th	Wide everted rim
9179	Blackware	1	1	1	Rim	Hollow ware	U/Dec	C17th	
9179	BSGSW	2	3	1	Rim	?Bowl	U/Dec	C18th	
9179	BSGSW	1	2	1	BS	Hollow ware	Rilled band ext	C18th	
9179	Creamware	3	12	3	Rim	Plate	U/Dec	c.1740 – c.1820	Beaded edge to rim
9179	Creamware	1	9	1	Rim	Plate	U/Dec	c.1740 – c.1820	Concretion on edges of sherd
9179	Creamware	1	12	1	Rim	Bowl	U/Dec	c.1740 – c.1820	Sharply everted rim
9179	Creamware	3	7	3	BS	Hollow ware	U/Dec	c.1740 – c.1820	
9179	Late Blackware	1	14	1	BS	Hollow ware	Black glaze int & ext	C18th	Fabric resembles Blackware
9179	Late Slipware	1	2	1	BS	Hollow ware	Turned w/ 'inlaid' slip design	LC18th – C19th	
9179	Slipware	1	4	1	Rim	Dish	White slip line on inside of everted rim	C18th	
9179	TGE	1	1	1	BS	Flatware	Part of blue line ext	MC18th – MC18th	
9196	UID Sandy ware	1	1	1	BS	Hollow ware	U/Dec	Undated	Odd hard grey sandy fabric
9203	Blue bodied ware	1	1	1	BS	Hollow ware	Blue int & ext	C19th	
9203	Stoneware	1	113	1	Shoulder	Flagon	Black printed '... STOPPER / ND/WHEN EMPTY'	C19th – EC20th	
9203	Stoneware	4	94	1	Handle	Flagon	U/Dec	C19th – EC20th	
9203	TP Bone China	1	11	1	Ring foot base	Cup/bowl	TP 'Island' pattern int only	C19th	
9203	TP Whiteware	1	8	1	BS	Mug	Blue TP design ext; cf context 9137	C19th	Possibly part of the Christmas mug in cxt 9137
9204	?Late Blackware	1	3	1	Rim	?Dish/bowl	Black glaze; heavily burnt	C18th	Burnt
9204	?Late Blackware	1	1	1	BS	Flatware	Black glaze int & ext	C18th	Abraded
9204	BGFW	2	14	2	BS	Hollow ware	U/Dec	C18th	
9204	BSGSW	1	5	1	Handle	Mug/jug	Ridges & grooves on top of rim	C18th	
9204	Hillam type ware	1	9	1	Rim	Jar/CP	U/Dec	LC11th- EC13th	Typical square rim
9204	Late Blackware	2	3	1	BS	Hollow ware	Shiny black glaze int & ext	C18th	
9204	Late Blackware	1	3	1	BS	Hollow ware	U/Dec	C18th	
9204	Mottled ware	1	8	1	Handle	Cup/mug	U/Dec	C18th	
9204	Mottled ware	1	1	1	BS	Hollow ware	Mottled glaze int & ext	C18th	
9204	Slipware	1	2	1	BS	Hollow ware	Feathered yellow slip ext	C18th	
9206	Stoneware	1	3467	1	Complete	Flagon	Grey body w/ iron-wash band on shoulder & neck/rim	C19th – EC20th	Handle missing, otherwise complete
9206	Stoneware	1	1904	1	Complete	Flagon	Grey body w/ iron-wash band on shoulder & neck/rim	C19th – EC20th	Complete w/ handle
9206	Stoneware	1	2248	1	Profile	Flagon	BROOKS & GILL / Botanical Brewers / Castelford		Flagon, complete but for missing handle
9206	Stoneware	1	2012	1	Profile	Flagon	CHAS. KNOWLES Botanical Brewer / Dewsbury		Flagon, complete but for missing handle
9206	Stoneware	1	2095	1	Profile	Flagon	Plain flagon	C19th	Complete except for chipped rim & missing handle
9223	Yellow ware type	1	28	1	Base	Cup/tyg	White slip int under clear glaze on orange body	C16th – C17th	Small footed base; Not YGCW
9225	Bone China	1	3	1	BS & handle	Cup	U/Dec	C19th	
9225	BSGSW	1	140	1	Base	Jar	U/Dec	LC18th – C19th	
9225	TP Whiteware	1	4	1	Rim	Cup/bowl	Green printed scroll pattern int only	M – LC19th	
9225	TP Whiteware	1	43	1	Rim & BS	Cup/bowl	Green scroll int rim; text ext; see notes	M – LC19th	Probably a child's cup/bowl
9225	TP Whiteware	1	6	1	Base	Carver/server	Asiatic Pheasants	M – LC19th	
9225	TP Whiteware	1	20	1	Rim	Flatware	?Asiatic Pheasants	M – LC19th	Unusual vessel/object
9225	Whiteware	1	8	1	Footring base	Plate	U/Dec	M – LC19th	
9225	YGCW type	1	181	1	Rim	Pancheon	Partial white slip int only	C18th – C19th	Unusual slip pattern int
9226	BGFW	1	9	1	BS	Hollow ware	Shiny brown glaze int & ext	C18th – C19th	
9226	Colour Glazed ware	1	18	1	Handle	Teapot	Rockingham style glaze ext	C19th	

Context	Type	No	Wt	ENV	Part	Form	Decoration	Date range	Notes
9226	Colour Glazed ware	1	3	1	BS	Hollow ware	Rockingham style glaze int & ext	C19th	
9226	TP Whiteware	2	6	1	Footring base	Plate	Sepia printed design; buildings & tree	M – LC19th	
9226	TP Whiteware	1	6	1	BS	Hollow ware	Blue printed design w/ a bee and floral design	M – LC19th	
9226	TP Whiteware	2	5	2	Rim & BS	Plate	Asiatic Pheasants	M – LC19th	
9226	Whiteware	19	128	17	Rim	Plate	U/Dec	M – LC19th	Crazed & discoloured
9226	Whiteware	32	49	32	BS	Hollow ware	U/Dec	M – LC19th	
9226	Whiteware	5	22	5	Footring base	Plate	U/Dec	M – LC19th	
9226	Whiteware	1	2	1	Rim	Hollow ware	Low relief moulding ext	M – LC19th	
9226	Whiteware	1	2	1	BS	Hollow ware	Moulded trellis & rose design ext w/ red & brown detailing	M – LC19th	
9229	BGCW	2	271	2	Rim	Pancheon	Brown glaze int	C18th – EC19th	
9229	Blackware	1	33	1	Foot & BS	Tripod vessel	Black glaze int & ext; relief moulded ext	C17th	Very unusual sherd both form & finish but fabric is as Blackware
9229	Blackware	2	4	1	Handle	Hollow ware	Black glaze	C17th	Small triangular handle
9229	BSGSW	1	13	1	BS	Mug	Wide rilled band ext	C18th	
9229	BSGSW	1	8	1	BS	Hollow ware	Low relief rilled band ext	C18th	
9229	YGCW	1	17	1	Rim	Pancheon	White slip int w/ unslipped band on rim	C18th – C19th	
9231	?Blue Banded ware	1	20	1	Ring foot base	Bowl	Small frag of a blue band (?) on body	C19th	Round ring foot base
9231	?Creamware	1	5	1	Rim	Plate	Wavy edge & moulded fluting	LC18th – EC19th	
9231	?Whiteware	4	43	1	Ring foot base	Bowl	U/Dec	MC19th	Could be Pearlware; ring foot broken at join w/ body
9231	BGCW	1	177	1	Rim	Pancheon	Black glaze int only	LC18th – C19th	Wide flat rim
9231	BGCW	2	69	1	Rim	Pancheon	Black glaze int only	LC18th – C19th	Wide flat rim
9231	BGCW	1	89	1	Base	Jar	Black glaze int only	C18th – C19th	Hard, fine red fabric; footed base
9231	BGCW	4	71	4	BS	Pancheon	Black glaze int only	C18th – C19th	
9231	BGCW	1	19	1	Base	Pancheon	Black glaze int only	C18th – C19th	
9231	BGFW	2	36	1	Rim	Jar	Black glaze int & ext	C18th – C19th	Clubbed rim
9231	BGFW	2	9	2	BS	Hollow ware	Black glaze int & ext	C18th – C19th	
9231	Blue Banded ware	1	1	1	BS	Hollow ware	Blue band ext	C19th	
9231	Bone China	1	24	1	Ring foot base	Cup/bowl	Traces of an overglaze painted design in centre of base int	C19th	
9231	Bone China	1	2	1	Rim	Cup/bowl	U/Dec	C19th	
9231	Bone China	1	1	1	Rim	Cup/bowl	Overglaze painted design int; ?floral	C19th	
9231	Bone China	2	7	1	Rim	Plate/saucer	Blue sprigged floral spray int only	C19th	
9231	Bone China	1	1	1	BS	Flatware	U/Dec	M – LC19th	
9231	BSGSW	4	91	2	BS	Hollow ware	U/Dec	C19th	
9231	BSGSW	1	26	1	Rim	Bowl	Stamped wavy lines ext	C19th	Wide everted rim
9231	BSGSW	2	7	1	BS/Shoulder	Bottle	U/Dec	C19th	
9231	BSGSW	1	14	1	BS	U/D	Incised lines ext	C19th	
9231	Cane Coloured ware	3	38	3	Flat base	?Pie dish	U/Dec	C19th	
9231	Creamware	13	94	13	BS	Hollow ware	U/Dec	c.1740 – c.1820	Very light (?late) Creamware
9231	Creamware	3	57	2	Rim	Bowl	U/Dec	c.1740 – c.1820	Very light (?late) Creamware
9231	Creamware	1	24	1	Rim	Bowl	U/Dec	c.1740 – c.1820	Plain rim, very light (?late?) Creamware
9231	Creamware	1	3	1	Rim	Flatware	U/Dec	c.1740 – c.1820	Very light (?late) Creamware
9231	Creamware	1	11	1	Ring foot base	Bowl	U/Dec	c.1740 – c.1820	Angular ring foot base
9231	Creamware	1	19	1	Ring foot base	Bowl	U/Dec	c.1740 – c.1820	Round ring foot base; very light Creamware
9231	Creamware	1	13	1	Flat base	Dish	U/Dec	c.1740 – c.1820	Very light (?late) Creamware
9231	Creamware	1	6	1	Ring foot base	Bowl	U/Dec	c.1740 – c.1820	Round ring foot; light Creamware
9231	Edged ware	1	14	1	Rim	Plate	Low relief moulded edge w/ blue paint	E – MC19th	
9231	Edged ware	2	7	1	Rim	Plate	Wavy edge w/ low relief moulding & blue pair	E – MC19th	
9231	Edged ware	1	1	1	BS	Plate	Trace of blue paint typical of Edged ware	E – MC19th	
9231	Lustre ware	1	8	1	BS	Hollow ware	Blue band ext w/ applied white dec; gold lustre int	C19th	Complex decoration
9231	Mocha ware	25	132	18	Rim, BS & handle	Jug	Blue band & black bands, black Mocha trees on an olive band ext	C19th	Probably one vessel
9231	Mocha ware	1	4	1	BS	Hollow ware	Black slip lines ext w/ blue Mocha tree on a white slip line	C19th	
9231	Mottled ware type	1	7	1	BS	Hollow ware	Mottled glaze int & ext	C18th	Fine red fabric
9231	Pearlware	4	16	1	Rim	Soup plate	U/Dec	c.1780 – c.1840	
9231	Pearlware	18	47	18	BS	Various	U/Dec	c.1780 – c.1840	
9231	Pearlware	1	5	1	?Base	Hollow ware	Part of brown line ext	c.1780 – c.1840	?Flared base
9231	Redware type	1	3	1	BS	Hollow ware	Thin greenish glaze ext only	?C18th	
9231	Relief banded ware	1	3	1	BS	Hollow ware	Raised band ext	C19th	Crazed & discoloured
9231	Slip Banded CC ware	1	12	1	Rim	Bowl	Black slip line below rim	C19th	Sharply everted bowl rim

Context	Type	No	Wt	ENV	Part	Form	Decoration	Date range	Notes
9231	Slip Banded CC ware	1	1	1	BS	Hollow ware	Thin white slip lines ext	C19th	
9231	Slip Banded CC ware	1	4	1	BS	U/ID	White slip int	C19th	Odd sherd
9231	Stoneware	3	43	1	Base	Bottle	Green glaze int & ext	C19th – EC20th	
9231	Stoneware	1	1	1	BS	Bottle	Green int & ext	MC19th – EC20th	
9231	TP Pearlware	3	8	1	Rim	Saucer	Blue printed tendril and dot design int	c.1780 – c.1840	
9231	TP Pearlware	1	7	1	Rim	Plate	U/ID geometric border w/ floral design int	c.1780 – c.1840	
9231	TP Pearlware	1	1	1	BS	Saucer/dish	U/ID Chinese landscape int	c.1780 – c.1840	
9231	TP Whiteware	2	93	1	Ring foot base	Bowl	Dendritic 'Fibre / Sea Grass' pattern int & ext	M – LC19th	Carinated bowl w/ round ring foot base
9231	TP Whiteware	1	2	1	BS	Bowl	Dendritic 'Fibre / Sea Grass' pattern int & ext	M – LC19th	Carinated bowl
9231	TP Whiteware	1	10	1	Base	Mug	Chinese landscape ext; rilled band above footed base	M – LC19th	
9231	TP Whiteware	1	4	1	BS & handle stump	Cup	U/ID TP design ext	M – LC19th	Carinated profile
9231	TP Whiteware	2	2	1	BS	Cup/bowl	Stylised floral design int & ext	M – LC19th	
9231	TP Whiteware	1	2	1	Rim	Cup/bowl	Floral design int; rural scene ext	M – LC19th	
9231	TP Whiteware	3	7	3	Rim & BS	Plate	Willow	M – LC19th	
9231	TP Whiteware	1	1	1	Rim	Plate	?Asiatic Pheasants	M – LC19th	
9231	TP Whiteware	2	1	2	Rim & BS	Flatware	U/ID TP design	M – LC19th	
9231	TP Whiteware	1	10	1	BS	Bowl	Black printed design w/ figures, cottage & flowers	M – LC19th	
9231	Whiteware	1	24	1	Rim	Lid	U/Dec	M – LC19th	Slightly domed lid
9231	Whiteware	1	3	1	Rim	Bowl	U/Dec	M – LC19th	
9231	Whiteware	1	17	1	Ring foot base	Bowl	U/Dec	M – LC19th	Round ring foot base
9231	Whiteware	2	12	1	Ring foot base	Bowl	U/Dec	M – LC19th	Ring foot broken at join w/ body
9231	YGCW	2	23	1	BS	Bowl/pancheon	Mottled white slip int under clear glaze	LC18th – C19th	
9231	YGCW	2	97	1	Rim	Pancheon	White slip under clear glaze int only	LC18th – C19th	Crazed & discoloured int, black deposit ext
9231	YGCW	2	41	2	BS	Pancheon	White slip under clear glaze int only	LC18th – C19th	Crazed & discoloured int, black deposit ext
9232	BGCW	5	49	5	BS	Hollow ware	Patchy brown glaze int & ext	C17th – EC18th	
9232	Blackware	1	4	1	BS	Hollow ware	Black glaze int & ext	C17th	Could be Blackware
9232	Mottled ware	1	6	1	BS	Hollow ware	Mottled glaze int, very dark glaze ext; raised lines ext	C18th	
9232	Redware	1	9	1	BS	Bowl	Clear glaze int only	C17th – EC18th	
9232	Westerwald Stoneware	1	13	1	BS	Hollow ware	Blue-grey finish w/ dark blue cobalt decoration	LC17th - C18th	
9233	?Late Blackware	1	2	1	Handle	Cup/mug	Blistered glaze	?C18th	Heavily burnt & blistered
9233	BGFW	4	35	3	BS & handle stump	Hollow ware	Shiny brown glaze int & ext	LC17th – C18th	Bright orange fabric
9233	BGFW	1	14	1	Handle	Hollow ware	Brown glaze; patchy	LC17th – C18th	
9233	Blackware	1	17	1	Base	Cup/tyg	Black glaze int & ext	C17th	
9233	Blackware	2	10	2	BS	Mug/Tyg	Black glaze int & ext	C17th	
9233	Blackware	10	71	9	BS	Hollow ware	Shiny black glaze int & ext	C17th	Glaze finish is slightly unusual for Blackware
9233	BSGSW	1	7	1	Handle	Mug/jug	Mottled glaze int & ext	C18th	Narrow strap handle
9233	BSGSW	1	2	1	BS	Hollow ware	U/Dec	C18th	
9233	Coarse Blackware	2	225	1	Base	Jar	Black glaze int & ext	C17th – EC18th	Footed base; heavily scratched int; larger than normal Blackware vessels
9233	Coarse Blackware	1	28	1	Rim	Jar	Shiny black glaze int & ext	C17th – EC18th	Flat-topped, square-sectioned rim; unusual form
9233	Coarse Blackware	3	21	2	BS	Hollow ware	Shiny black glaze int & ext	C17th – EC18th	
9233	Coarse Blackware	1	46	1	Handle	Hollow ware	Shiny black glaze on top of rim	C17th – EC18th	Narrow strap handle
9233	Late Blackware	1	5	1	Rim	Dish	Black glaze int & patchy ext	C18th	Glaze over broken edge; ?waster
9233	Late Blackware	1	15	1	Handle	Hollow ware	Patchy brown glaze on top & bottom of strap handle	C18th	Bright orange fabric
9233	Late Blackware type	1	197	1	Base	Jar	Patchy brown glaze int & ext	C18th	Dense orange fabric
9233	Mottled ware	2	31	2	BS	Mug	Mottled glaze int & ext; rilled bands ext	C18th	
9233	Mottled ware	2	27	1	Base	Mug	Mottled glaze int & ext, rilled bands ext	C18th	
9233	Mottled ware	1	3	1	Base	Mug	U/Dec	C18th	
9233	Mottled ware type	1	111	1	Base	Mug	Clear glaze on red body; limited mottling	C18th	Unusual type; not quite Mottled, not Late Blackware
9233	Redware	2	87	1	Rim	Dish/bowl	Clear glaze int on light orange slip int	C17th – EC18th	Collared rim w/ internal lip
9233	Redware	1	21	1	Rim	Dish/bowl	Clear glaze int	C17th – EC18th	Lid-seated type rim w/ internal flange & groove
9233	Redware	2	35	1	Rim	Dish/bowl	Clear glaze int	C17th – EC18th	
9233	Redware	1	14	1	Rim	Dish/bowl	Clear glaze int	C17th – EC18th	Sharply everted rim
9233	Redware	9	107	9	BS	Dish/bowl	Clear glaze int	C17th – EC18th	
9233	Redware	1	82	1	BS	Dish/bowl	Clear glaze on pink slip int	C17th – EC18th	Unusual very pale fabric; knife trimmed ext
9233	Redware	1	9	1	BS	Dish/bowl	Clear glaze int; red slip ext	C17th – EC18th	
9233	Redware type	1	22	1	BS	?Dish/bowl	Rilled int; red slip ext	C17th – EC18th	
9233	TGE	2	4	2	Rim & BS	Flatware	Blue hand-painted design int	MC18th – MC18th	Most of the glaze has been flaked off

Context	Type	No	Wt	ENV	Part	Form	Decoration	Date range	Notes
9233	WSGSW	1	10	1	Ring foot base	Bowl	U/Dec	c.1720 – c.1780	
9235	BGFW	3	11	3	BS	Hollow ware	Brown glaze int & ext	C18th – EC19th	
9239	Midlands Purple type	1	12	1	BS	Hollow ware	Purple glaze ext	MC15th – C16th	Hard, dense, semi-vitrified fabric
9246	BGFW	1	4	1	BS	Hollow ware	Brown glaze int & ext	C18th – EC19th	
9246	BSGSW	1	25	1	Base	Mug/jug	Bulged foot w/ rilled band	C18th	
9246	BSGSW	1	5	1	BS	Hollow ware	U/Dec	C18th – EC19th	
9246	Cane Coloured ware	1	33	1	Ring foot base	Bowl	U/Dec	C19th	
9246	Cane Coloured ware	1	10	1	Handle	Jug	U/Dec	C19th	Light cane coloured ware
9246	Cane Coloured ware	1	3	1	BS	Hollow ware	U/Dec	C19th	
9246	Redware	1	88	1	BS	Dish/bowl	Clear glaze int only; rilled body ext w/ red slip	C17th – EC18th	
9246	WSGSW	1	8	1	BS	?Flatware	U/Dec	c.1720 – c.1780	
9257	BGFW	1	47	1	Rim	Jar	Streaky brown glaze int & ext	C17th – C18th	Fine red fabric
9257	BGFW	1	12	1	BS	Hollow ware	Shiny metallic glaze int & ext	C17th – C18th	Fine dense red fabric
9257	Blackware	1	17	1	Base	Mug/Tyg	Black glaze int & ext	C17th	Hard fine dense red fabric
9257	Blackware	1	1	1	BS	Costrel/flask	Dark glaze ext	C17th	
9257	Blackware type	1	4	1	BS	Hollow ware	Black glaze int & ext	C17th	
9257	CMP type	1	8	1	BS	Hollow ware	Thin purple glaze ext	C18th	
9257	Coarse Blackware	1	71	1	Rim & handle	Jar	Black glaze int & ext	C17th – EC18th	Fine dense red fabric
9257	Early BGCW	2	20	2	BS	Hollow ware	Patchy brown glaze	C18th – C17th	
9257	German Stoneware	1	1	1	BS	Hollow ware	Rilled profile; grey salt glaze int & ext	C18th – C18th	
9257	Mottled ware	1	6	1	BS	Hollow ware	Mottled glaze int & ext	C18th	
9257	Mottled ware type	1	2	1	BS	Hollow ware	Brown mottled glaze int & ext	C18th	
9257	Redware	1	65	1	Rim	Dish	Clear glaze int	C17th – EC18th	Hammerhead rim
9257	Redware	4	85	1	Rim	Dish	Clear glaze int	C17th – EC18th	Clubbed rim w/ groove around top
9257	Redware	1	57	1	Base	Dish	Clear glaze int, red slip ext	C17th – EC18th	
9257	Redware	4	27	4	BS	Dish	Clear glaze int, red slip ext	C17th – EC18th	
9257	Slipware type 1	1	106	1	Rim	Dish	Trailed white slip 'S' patterns around rim int, red slip ext	C17th – EC18th	
9257	Slipware type 1	1	79	1	Base	Dish	Trailed & feathered white slip int	C17th – EC18th	Knife trimmed ext
9257	Slipware type 1	1	12	1	BS	Hollow ware	Trailed white slip int, red slip ext	C17th – EC18th	
9257	Yellow ware	1	5	1	BS	Hollow ware	Thin clear glaze int & ext, some mottling	LC18th – C17th	
9257	YGCW	1	2	1	BS	Hollow ware	White slip int under clear glaze	C17th – C18th	
9258	Mottled ware	1	2	1	BS	Cup/mug	Mottled glaze int & ext; double rilled band ext	C18th	
9260	BGCW	1	43	1	Rim	Pancheon	Brown glaze int only	LC18th – C19th	Wide flat rim
9260	Blue Banded ware	2	47	1	Rim	Mug/Jug	Blue band and line ext	M – LC19th	
9260	Blue Banded ware	1	5	1	Rim	Mug	Narrow blue band & line below rim	MC19th – EC20th	
9260	BSGSW	7	256	3	Rim & BS	Bowl	Stamped decoration ext	C19th	Clubbed rim
9260	BSGSW	1	261	1	Base	Bowl	U/Dec	C19th	
9260	BSGSW	1	42	1	Rim	Pie dish	U/Dec	C19th	
9260	Clay marble	1	6	1	Complete	Misshapen ball	U/Dec	C18th – C19th	Irregularly shaped ball
9260	Colour Glazed ware	1	62	1	Profile	Lid	Rockingham style glaze	C19th	
9260	Stoneware	2	139	2	BS	Flagon	U/Dec	MC19th – EC20th	See notes
9260	TP Whiteware	1	23	1	Rim	Mug	U/ID TP design featuring figures smoking	M – LC19th	Crazed & discoloured
9260	TP Whiteware	4	78	4	Ring foot base & BS	Bowl	U/ID green TP design ext	M – LC19th	
9260	Whiteware	1	10	1	BS	Mug	Rilled body above splayed base	C19th	
9260	YGCW	1	291	1	Rim	Pancheon	White slip under clear glaze int w/ unslipped red band inside rim	C18th – C19th	Round rim
9260	YGCW	1	83	1	Rim	Pancheon	White slip under clear glaze; red band on sharply everted rim	C18th – C19th	Wide flat rim
9260	YGCW	1	106	1	Rim	Pancheon	White slip under clear glaze int w/ unslipped red band inside rim	C18th – C19th	
9260	YGCW	1	138	1	BS	Pancheon	White slip under clear glaze int	C18th – C19th	
9260	YGCW	1	95	1	Base	Pancheon	White slip under clear glaze int; rilled ext	C18th – C19th	
9260	YGCW	1	7	1	BS	Pancheon	White slip under clear glaze int	C18th – C19th	Used wear on underside
9260	YGCW type	2	246	1	Rim	Pancheon	Patchy white slip int	C18th – C19th	Unusual pattern of glazing
9268	BSGSW	1	3	1	BS	Hollow ware	U/Dec	C18th	
9270	Blackware	1	28	1	Base	Hollow ware	U/Dec	C17th	
9270	Late Blackware	2	1	2	Rim & BS	Hollow ware	Dark glaze int & ext	C18th	
9270	Mottled ware	1	1	1	BS	Hollow ware	Dark mottled glaze int & ext	C18th	
9273	Cistercian ware	2	24	2	BS	Cup/tyg	U/Dec	c.1450 – c.1600	One sherd w/ handle stump
9274	Yellow ware	1	2	1	BS	HW	U/Dec	LC15th – c.1600	

Context	Type	No	Wt	ENV	Part	Form	Decoration	Date range	Notes
9303	BGCW	2	57	2	BS	Hollow ware	Metallic brown glaze int & ext	C18th – C19th	
9303	BGCW	1	11	1	BS	Bottle/flask	Brown glaze ext	C18th – EC19th	
9303	Redware	4	201	1	Rim	Dish/bowl	Clear glaze int, partial glaze ext	C17th – EC18th	Red slip ext
9303	Redware	3	27	3	Rim & BS	Dish	Clear glaze int	C17th – EC18th	
9303	Slipware type 1	1	14	1	Rim	Dish	Trailed white slip zig-zag design under clear glaze int	C17th – EC18th	
9303	TGE	2	43	1	Rim	Large plate	Hand painted blue design int only	MC18th – MC18th	

Table 5: Other material

Phase	Context	Type	No	Wt	ENV	Part	Form	Decoration	Date range	Notes
4b	4012	Marble	1	6	1	Complete	Marble	U/Dec	C19th	18.7 – 19.4mm diameter
4b	4012	Marble	1	7	1	Complete	Marble	U/Dec	C19th	17.8 – 18.1mm diameter
3b	9104	Marble (stone)	1	3	1	Fragment	Marble	Grooves on surface	Undated	One quarter of a grey stone ball approx 15.7mm diam
3b	9104	Marble	1	4	1	Fragment	Marble	U/Dec	Undated	Red fired clay marble 15.7m diam; broken
3b	9126	Marble	1	6	1	Complete	Marble	White fired clay marble w/ red streak	Undated	16.25mm diameter
3b	9126	Marble	1	3	1	Half	Marble	Brown fired clay marble fragment	Undated	
4b	9156	Marble	1	6	1	Complete	Marble	Red & white marbled clay	C19th	Irregular ball
4b	9156	Marble	1	6	1	Complete	Marble	Red & white marbled clay	C19th	Irregular ball
4b	9260	Marble (clay)	1	6	1	Complete	Misshapen ball	U/Dec	C18th – C19th	Irregularly shaped ball
U/P	9039	Marble	1	1	1	Fragment	Marble	U/Dec	C18th – C19th	Small white marble

Table 6: Glass

Context	Type	Description	Colour		Dimensions (mm)						MNI	No. of objects	Dating	Function	Manufacture technique	Base	Neck and lip	
					lip	height	circular base	polygonal base	height of base kick up	window/plate thickness								
4012	bottle	Tall, moderately slender cylindrical bottle	light green	olive	34		90			110		1	4	1850's	wine/ spirits	Free-blown		Bulging neck finished with an applied "double ring" lip
4012	bottle	English "mallet" bottle	dark green	olive			97			390		1	3	1730 - 1780	"Mallet" style spirits bottle	Free-blown	Thick walled base with rounded high kick up	Bulging neck finished with very short "tapered collar" lip
4012	bottle	Small rectangular bottle, with tapered corners and vertical ribs along the short edge. Long side embossed with "...S..." and "...E..."	light green	aqua				26x42	7			1	1		medicinal/ prescription bottle	Cup-bottom mould blown	Mould seams end at the heel of the base. A low central oval and pontil scar.	
4007	bottle	thick walled bottle	light to mid olive green									1	1	1870 - 1900	wine/ spirits bottle	free-blown		Neck finished with standard "tooled" lip
4006	bottle	thick walled cylindrical bottle	dark green	olive								1	4		wine/ spirits bottle	free-blown		
4006	bottle	shoulder, neck and lip	dark green	olive								1	1		wine/ spirits bottle	free-blown		
4006	bottle	thick walled cylindrical bottle with seam	clear										2			mould-blown		
4006	window		colourless							2.5			1	post 1950	window glass	float glass		
4006	window		clear							1.43, 1.53, 1.75			3	1830, 1840, 1860	window glass	cylinder		
4006	bottle	square bottle with slightly concave walls	clear									1	2			mould-blown		
4006	bottle	curved bottle wall	clear									1	1					
4018	bottle	thick walled (same as 4012 b)	dark green	olive									2		Wine/ beer bottle			
4060	bottle	unweathered thick walled bottle with uneven outer surface	dark green	olive								1	1		Wine/ beer bottle	free-blown		
4007	bottle	bottle base with kicked up base and thick pontil mark. Slightly irregular, mouth blown. Seam down opposite sides, extending across the base. Clear pontil mark.	light green	aqua			37					1	1	1810 - 1870	wine bottle	Hinge mould blown	Blowpipe ("Open") Pontil. This type of pontil mark was also called the "ring pontil", and would have been about the same diameter as the neck. Pre 1869 from the "blowpipe" (open) pontil mark.	
4027	bottle	shoulder and corner from hexagonal bottle	light green	aqua								1	1					
4027	bottle	neck and lip	olive green		36							1	1		wine bottle			
4027	bottle	Thick walled rectangular bottle with flat sides decorated with thin diagonal and vertical ribs	colourless									2	2	post 1940	Scent bottle	Machine made - post-bottom mould blown		
4027	vessel	thick walled lead glass vessel with moulded radial lines	colourless (pinkish tint)				54					1	2	1915-1920	Drinking glass			
4007	bottle	bottle base with high kick up (see also 4007)	dark green	olive			92			46			1		wine bottle	free-blown	see 4007d	
4007	bottle	bottle base with low kick up	dark green	olive			121			35		1	4	18th century	wine bottle	free-blown	High kicked up base with pontil mark and "sagging" at the heel.	
4007	bottle	Rounded square based bottle with low kick	light green	aqua				35x35	9			1	1		syrop bottle	free-blown	low kick up with a large extended pontil mark	

Context	Type	Description	Colour	Dimensions (mm)						MNI	No. of objects	Dating	Function	Manufacture technique	Base	Neck and lip
				lip	height	circular base	polygonal base	height of base kick up	window/plate thickness							
4027	bottle	fragments from 4027	colourless								2					
4027	vessel	fragments from 4027	colourless (pinkish tint)								1		drinking glass			
4027	bottle		clear								1					
4027	bottle	fragment with seam (same as 4060)	dark olive green								1					
4027	bottle	shoulder	light olive green								2					
4027	bottle	thick walled bottle	colourless							1	1					
4062	window		clear						1.5		1	post-medieval	window glass			
4064	bottle	Shallow kick up and base	light olive green					14			1	1		Wine/beer bottle		
4076	bottle	base and side of cylindrical bottle	olive green								1					
4072	bottle	shoulder and neck	light olive green								1	4		Wine/beer bottle	free-blown	"sagging" heel
4045	window	fire rounded edge	clear						1.64, 2.06		2	1850, 1890	window glass	cylinder		
4045	bottle	wall fragment	dark olive green								1	1		Wine/beer bottle		
4045	bottle	shoulder	light olive green								1					
4027	bottle	thick base with high rounded kick up	dark olive green			91		45			1	1	18th century	Wine/beer bottle	free-blown	
4027	bottle	side from rounded based bottle with embossed "...IRY..."	clear								1	1	1873 - 1910	soda/ginger ale bottle	mould-blown	Round base with kick up
4027	vessel	base corner from round based vessel in lead glass	colourless (pinkish tint)			52		9			1	1	1915-1920	Drinking glass	free-blown	flat base with scratched out pontil mark
4027	bottle	fragment of thin bottle glass	dark olive green								1					
4065	bottle	base and side of cylindrical bottle	olive green			82					1	1		spirits bottle	free-blown	Round base with kick up
4065		melted glass fragment	colourless								1					
4065	bottle	fragment of thin bottle glass	olive green								1					
4065	bottle	narrow glass bottle neck	colourless	30							1	1		sauce or oil bottle		Narrow neck
4065	window		clear						1.17, 1.35		2	1810	window glass	cylinder		
4065	window		colourless						2.12		1	post 1950	window glass	float glass		
9066	bottle	"Codd" style bottle with Embossed with "F.LINDSAY / LF / WAKEFIELD" and with the numbers 9201 on the base	light aqua green			64		13			1	2	1873 -	soda bottle	Post-bottom mould blown	Low kicked up base with seams extending over the heel. Embossed base dot.
9066	bottle	"Codd" style bottle with Embossed with "F.LINDSAY / LF / WAKEFIELD" and with the numbers 9201 on the base	light aqua green			64		12			1	2	1873 -	soda bottle	Post-bottom mould blown	Low kicked up base with seams extending over the heel. Embossed base dot.
9066	bottle	Neck and shoulder of bottle	yellowy brown								1	1	1870 -	spirits bottle		
9066	jar	Food jar with wide neck and wide rounded lip. Contains black soot from burning. "R" stamp on the base and valve mark. Complete.	colourless	80	143	93		11			1	1	1920 - 1930	food jar	Machine made - post-bottom mould blown	Low kicked up base with seams extending over the heel. Central valve mark with embossed "R".
9066	bottle	Base and side portions of dark green bottle with a high base kick-up. Three side portions bear parts of labels that identify the bottle as Buckfast Tonic	dark green			90		61			1	20	Post 1930	Buckfast Tonic Wine bottle		

Context	Type	Description	Colour	Dimensions (mm)						MNI	No. of objects	Dating	Function	Manufacture technique	Base	Neck and lip
				lip	height	circular base	polygonal base	height of base kick up	window/plate thickness							
		Wine from Devon. This was first produced and sold in 1890.														
9228	bottle	thick based bottle with high kick up. Bulged out at base of wall.	dark green olive			102		40		1	2	1800's			Irregular high kicked up base with pronounced sagging at the heel and a "disk" pontil scar	
9167	window		clear						0.9, 1.35		2	1790, 1830	window glass	cylinder		
9167	bottle	fragment of thin bottle glass	light aqua green								1		bottle			
9167	bottle	thick body fragment	olive green								1		bottle			
9047	bottle	A "Hopkins Square" thick walled square sided bottle with slightly concave sides. Embossed base.	light aqua green		130		65x65	20		1	4	Registered patent: 1845 August 11th	Bitters or tonic	Cup-bottom mould blown	Flat base (from 9104) with hemispherical kick up, embossed with a British Registered Design diamond mark. (III / R / Rd / 11 / 7)	
9047	bottle	base curve of round based bottle	dark brown			70		10		1	1	1800's	wine bottle	free-blown		
9047	bottle	very narrow round "indent" topped ink well	light aqua green	27						1	1		inkwell	free-blown		Indented lip
9258	window		light aqua green						1.5		1	1840	window glass	cylinder		
9142	window		light blue						1.49, 1.93		2	1840, 1880	window glass	cylinder		
9142	bottle	thin walled small cylindrical round based bottle	light aqua green			29		8		1	1			free-blown	pointed kick cup with pontil mark	
9142	bottle	bottle body	light olive green							1	1					
9142	bottle	edge of a straight sided bottle	olive green													
9268	bottle	neck and shoulder	light brown							1	1		wine bottle			
9268	bottle	very thick glass jar with thread from screw-top neck	dark green			80				1	1		food jar			Neck with a very thick screw thread
9303	bottle	bottle body	unknown							1	1					
9226	marble	fragments from "codd" style bottle	light blue								1	1873 -	codd-bottle stopper			
9226	window		light aqua green						1.17, 1.52, 1.63, 1.64, 1.71, 1.89, 1.9, 1.96		8	1810, 1840, 1850, 1850, 1860, 1870, 1870, 1880	window glass	cylinder		
9226	window		colourless								4	post 1920	window glass			
9226	bottle	bottle body	light aqua green								3			free-blown		
9229	bottle	Small cuboid bottle, complete	light aqua green	11	30		12x12			1	1	1770 - 1830	Scent /medicine or small inkwell		Small kick up and pontil mark	
9229	window		clear								1		window glass	cylinder		
9142	window		clear						2.61		1	1910 - 1960	window glass	cylinder		
9142	window		light aqua green						1.58		1	1850	window glass	cylinder		
9142	bottle	thick walled bottle	dark olive green							1	1					
9143	bottle	thick walled bottle	dark olive green							1	1	1800	wine/ spirits bottle	free-blown		
9203	window		colourless						2.56, 2.63		2	post 1950	window glass	float glass		
9233	bottle	thick walled onion bottle	dark brown								1					
9233	window		light blue						1.27, 1.36		2	1820, 1830	window glass	cylinder		
9233	window		light brown						1.49		1	1840	window glass	cylinder		
9233	bottle	neck and lip	light olive green	32							1	1840 to 1870				Narrow neck finished with a "flared" lip. Also known as a "Wide

Context	Type	Description	Colour	Dimensions (mm)						MNI	No. of objects	Dating	Function	Manufacture technique	Base	Neck and lip	
				lip	height	circular base	polygonal base	height of base kick up	window/plate thickness								
																prescription" lip.	
9204	window		clear						1.14, 1.45		2	1810, 1840	window glass	cylinder			
9232	bottle	thick walled bottle with very high kicked up base	dark brown			100					2	5	18th century	wine/ spirits bottle	free-blown	very solid high kicked up base	
9232	window		light aqua green						1.99		1	1880	window glass	cylinder			
9104	bottle	small round based cylinder bottle, almost complete.	light aqua green		93	25					1	1	1850-1920	syrop bottle	free-blown	Base without kick up but large pontil mark.	Narrow neck
9104	bottle	thick walled bottle	olive green								1	7		free-blown			
9104	bottle	Bottle neck and finish.	olive green	33							1	4	1825 - 1865	spirits bottle	free-blown		Thick neck finished with outward-angled, slightly flared lip, with a collar; a "flared ring" lip
9104	bottle	Cylindrical bottles	clear								3	5					
9104	bottle	bottle body fragments	light olive green					25			1	2					
9104	bottle	thick walled bottle	dark brown								1	4					
9104	window	fire rounded edge	unknown						2.21			1	medieval	window glass			
9104	bottle	bottle body fragments	olive green								6	6					
9104	bottle	Base and wall fragment from 9047 a										2					
9104	bottle	bottle wall fragment	clear									3					
9104	bottle	base of rectangular bottle	light blue				59x40	10			1	4		medicinal/ prescription bottle	Post-bottom mould blown	Oval shaped regular kick-up and flat base	
9104	vessel	rim of lead-glass beaker or goblet	colourless	82							1	1					
9104	window		light aqua green						1.38, 1.63, 1.67			8	1830, 1850	window glass	cylinder		
9137	bottle	fragments from "codd" style bottle	light aqua green								1	8	1873 -	soda bottle			
9137	bottle	Embossed "codd" bottle with "E.P.S..." above the hind legs and tail of an animal, dog/ monkey/lion. "TRADEMARK / WAKEFIELD"	light aqua green	26	210	46		13			1	6	1873 -	soda bottle	Post-bottom mould blown		Thick neck with indentations for the marble and round hollow for the rubber seal. Neck finished with a variation of the "Oil" lip, typical of Codd style soda bottles.
9137	bottle	Tall narrow bottle with long neck with collar and side seams running up to the rim	light aqua green			48, 47		7			2	13	1880-1890	sauce or oil bottle	Cup-bottom mould blown	Seam stops at heel . Embossed base dot.	High neck with collar, finished with a "tooled brandy" finish.
9137	bottle	embossed "codd" bottle with "J...KI...M...WAK..."	light aqua green	27		44		12			1	2		soda bottle	Post-bottom mould blown	Seam wraps around the heel and extending 10mm onto base.	Thick neck with indentations for the marble and round hollow for the rubber seal. Neck finished with a variation of the "Oil" lip.
9137	bottle	"codd" style bottle	light aqua green	27							1	3	1870	soda bottle			Thick neck with indentations for the marble and round hollow for the rubber seal. Neck finished with a variation of the "Oil" lip.
9137	bottle	marble	light aqua green								1	1	1870	codd-bottle stopper			
9137	bottle	fragment of glass with thick vertical ribs	medium sapphire blue								1	1		cosmetic bottle/jar			
9137	bottle	thick bottle	dark brown								1	2					
9137	vessel	thick walled glass with mould formed vertical	colourless - lead glass			52					1	4	19th century				

Context	Type	Description	Colour	Dimensions (mm)						MNI	No. of objects	Dating	Function	Manufacture technique	Base	Neck and lip
				lip	height	circular base	polygonal base	height of base kick up	window/plate thickness							
		facets and radial faceted base														
9137	pedestal vessel	thick glass fragment from a plate with a flat back and front with mould formed radial faceted ovals and lobed rim	colourless - lead glass			170				1	1	early 19th century				
9137	vessel	thin vessel fragment	colourless							1	1					
9137	dish	Opaque blue glass with a flat base and bronze/gold painted fern and heart decoration	powder blue			72				1	2	Post 1930				
9141	vessel	inverted baluster stem with merese from a wine goblet	colourless	∅ of merese 30mm						1	1	late 17th century	drinking glass	free-blown		
9141	bottle	wall fragment	olive green							1	2			free-blown		
9141	bottle	base fragment	dark olive green							1	1			free-blown		
9141	window		clear							1	1	post-medieval	window glass	cylinder		
9231	bottle	Narrow thick based bottle	dark olive green			98		40		1	2	18th century				
9231	bottle	wide based bottle	mid olive green			140				1	1					
9231	window		light aqua green						1.5		1	post-medieval	window glass	cylinder		
9231	bottle	Bottle with bulging neck	brown							1	2	first half of 19th century	wine/ spirits bottle	free-blown		Bulging neck
9224	window		light aqua green						2		1	post-medieval	window glass	cylinder		
9178	vessel	heel corner from a multi-sided drinking glass	colourless							1	1	early 19th century	drinking glass	free-blown	very rounded heel	
4026	window		light aqua green						1.5		1	post-medieval	window glass	cylinder		
9131	bottle	Bottle wall fragments	dark olive green							1	1		Wine/ beer bottle			
9108	window	Small high degraded fragments of late medieval window glass, with painted decoration (from box labelled "Fragile; Mediaeval Glass")	unknown						2.3		4	medieval	window glass	cylinder		
9126	bottle	Thin walled light aqua green round based bottle	light olive green			59		20		1	3	1830 - 1870	Utility bottle, probably medicinal	free-blown	Round base with high kick up and an "open/ blowpipe" pontil scar, showing it was made quickly.	Short narrow neck finished with a rolled "bead/ prescription" lip
9126	bottle	Thick walled round based bottle	light blue			43		10		4	1	1870 - 1900	Tablet bottle	Cup-bottom mould blown	Flat base with hemispherical kick up and no kick up	
9126	bottle	Neck and lip of bottle	light aqua green	18						1	1	1830 - 1870	soda/ ginger ale bottle	mould-blown		Long narrow neck finished with a "mineral/ double oil" lip
9126	bottle	Bevelled corner and flat face from the rectangular bottle found (9047a)	light aqua green								1					
9126	bottle	Rectangular bottle with bevelled corners (see 9048h)	light aqua green, light blue, clear							4	9		medicinal/ prescription bottle			
9126																
9126	bottle	Bottle wall fragments	light aqua green							3	6					
9126	bottle	Thick walled bottle	Very dark green ("black")							1	3	1700 - 1880	wine/ spirits bottle	free-blown		

Context	Type	Description	Colour	Dimensions (mm)						MNI	No. of objects	Dating	Function	Manufacture technique	Base	Neck and lip
				lip	height	circular base	polygonal base	height of base kick up	window/plate thickness							
9126		Melted glass lump	light aqua green								2					
9126	bottle	Thick walled bottle	mid green olive							1	2		Wine/beer bottle	free-blown		
9126	bottle	Thin walled bottle, possibly multisided	mid green olive								1	1800 - 1860	bottle	Three-part mould blown		
9126	bottle	Shoulder and neck of bottle	clear								1		bottle			
9126	jar	Colourless bottle or jar	colourless							1	6	20th century	jar	machine made		Straight sides finished with a "ground" lip
9126	window		clear, light aqua green						1.12, 1.17, 1.23, 1.25, 1.42, 1.59, 1.61, 1.62, 1.86, 2.04,		10	1810, 1810, 1820, 1820, 1830, 1850, 1850, 1850, 1870, 1890,	window glass	cylinder		
9119	bottle	bottle wall fragment	colourless ("straw")							1	1		bottle			Part of bottle neck
9143	bottle	bottle body fragment	light aqua green							1	1		wine / soda bottle			
	bottle	bottle body fragment	dark olive green							1	1		wine/ spirits bottle			
9077	bottle	Bottle neck	dark green	35						1	4		Wine/beer bottle	free-blown		bulging neck finished with a "double ring" lip
9077	bottle	Flat base and low oval kick up from a small bottle	light blue							1	1		medicinal/ prescription bottle			
9077	window		light aqua green								5		window glass	cylinder		
9039	bottle	Base and side of round based bottle. Embossed down the side with "...IELD"	light aqua green			55		15		1	1	1880 - 1910	soda/ ginger ale bottle	Hinge mould blown	Rounded base with raised seam	
9039	bottle	Side of thick walled bottle with seam. Embossed with letters "...KETP..."	light olive green			59				1	1	1880 - 1910	soda/ ginger ale bottle	Three-part mould blown		
9039	bottle	Wide globe-shaped "Chesnut" bottle	mid green olive	23			44x44			1	1	1770 - 1830	wine/ spirits bottle	free-blown		
9039	inkwell	Square based inkwell with short vertical sides	mid olive green							1	1		inkwell	mould-blown		
9039	bottle	Base of small round based bottle	mid olive green			27, 37				2	3		medicinal/ prescription bottle	Free-blown	Round base bottle with low kick up and pontil mark	
9039	window		clear						1		3		window glass	cylinder		
9018	plate glass	Very thick flat glass	clear						8.53		1	post 1950	Shop window or table top	float glass		
9018	bottle	Colourless jar (from 9126m)	colourless					3			1		jar			
9018	window		clear						3.01		1	post 1950	window glass	float glass		
9139	bottle	Wide globe-shaped "Chesnut" bottle (see 9104m)	mid green olive							1	1	1790 - 1820	bottle			
9139	bottle	base of a narrow cylinder bottle	clear			25		3.5		1	1	post 1940	scent or medicinal bottle	Machine made	Flat base with raised centre with stippling.	
9090	window		light grey green						2		1	1860	window glass	cylinder		
9108	window		light aqua green						1		1	1810	window glass	cylinder		
9056	window		clear						2		1		window glass	cylinder		
9056	plate glass	Very thick flat glass	colourless						8.04	1	1	post 1950	Shop window or table top	float glass		
9071	bottle	bottle wall fragment	clear, pale aqua green							3	4					
9092	window		light aqua green						1.57		8	1850	window glass	cylinder		
9012	bottle	neck and lip of narrow	light aqua	19						1	1		Utility bottle,	Free-blown		Long narrow neck

Context	Type	Description	Colour	Dimensions (mm)						MNI	No. of objects	Dating	Function	Manufacture technique	Base	Neck and lip
				lip	height	circular base	polygonal base	height of base kick up	window/plate thickness							
		bottle	green													finished with a "Packer/ English" lip.
9012	bottle	bottle wall fragment	dark olive green							1	1					
9075	bottle	Colourless bottle	colourless							1	3					Narrow neck finished with "Grooved Ring" lip
9075	window		colourless						3.3		1	post 1920	window glass	cylinder		
9075	bottle	bottle wall fragment	mid olive green							1	1					
9112 / 9013	bottle	Thick walled bottle	mid olive green	32						1	6	1850 - 1910	Wine bottle	Free-blown		Long bulging neck finished with a "Double ring" lip
9112 / 9013	bottle	Thick walled bottle	very dark amber ("black")	31		83				1	6	1800 - 1860	Beer/ champagne / soda bottle	Free-blown	High kicked up base with a wide sand pontil mark and "sagging" heel	Short wide neck finished with a roughly applied "Champagne ring" lip
9112 / 9013	bottle	bottle wall fragment	mid olive green, clear							3	3					
9112 / 9013	window		clear						2.5		1		window glass	cylinder		
9112 / 9013	bottle	Thick walled bottle with thin diagonal ribbing (see 4027c)	light aqua green					4			1		scent bottle			
9125	bottle	bottle wall fragment	Mid olive green, light aqua green							2	2		bottle			
9125	bottle	Oval low kicked up base	pale blue					7		1	1		medicinal/ prescription bottle	mould-blown	Low kicked up base with wide pontil mark	
9125	bottle	Ten-sided thick walled bottle	pale blue			55				1	3		medicinal/ prescription bottle	mould-blown		
9125	decanter	Foot of a moulded ornament/ decanter with facetting	colourless							1	1		decanter ornament or	mould-blown		
9125	window		aqua green						3.8		1	post 1920	window glass	cylinder		
9104	bottle	Rectangular bottle with bevelled corners.	light blue		>120		38x59			1	14		medicinal/ prescription bottle	Post-bottom mould blown	"Blake 1" base with oval kick up and seam lines.	
9104	bottle	Rectangular bottle	light blue					5.9		1	3	1850 - 1910	medicinal/ prescription bottle	Cup-bottom mould blown	Base with very unusual eight-sided cup-bottom moulded base with angled facetting	
9104	bottle	Oval based bottle	light blue				45x28	7.19		1	1	1850 - 1910	medicinal/ prescription bottle	Cup-bottom mould blown	Oval flat base with oval kick up	
	bottle	Round based bottle	light blue			45				1	1	1850 - 1910	medicinal/ prescription bottle		Round flat base with round kick up	
9104	bottle	A highly decorated glass bottle/decanter. The base is decorated with a waffle pattern. Strongly moulded faceted walls sloping outwards.	colourless - pink tint				60x37			1	4	1880 - 1920	scent atomiser or spirits decanter		Rectangular base with zigzag edging and low kicked up rectangle with mesh pattern	
9104	bottle	Bottle neck and lip	light aqua green			29				1	1	second half of 19th century	soda/ ginger ale bottle	free-blown		Long narrow neck finished with a "Packer/ English" lip.
9104	bottle	Bottle neck and lip	light aqua green			31				1	1					Neck with "Champagne" finish
9104	bottle	Neck, shoulder and body fragments from bottle	light aqua green							1	8		bottle			
9104	bottle	A highly decorated glass bottle/atomiser. The base is decorated with a waffle	colourless - pink tint			38				1	1	1880 - 1920	scent atomiser or bottle		Round or rectangular base with petal edging	

Context	Type	Description	Colour	Dimensions (mm)						MNI	No. of objects	Dating	Function	Manufacture technique	Base	Neck and lip
				lip	height	circular base	polygonal base	height of base kick up	window/plate thickness							
		pattern.													and low kicked up circle with mesh pattern	
9104	window		light aqua green								4	1830, 1850, 1860, 1860	window glass	cylinder		
9104	bottle	Bottle glass (from 4027c) with moulded diagonal lines and thick smooth border.	light aqua green							1	2	post 1890	scent or medicinal bottle	Machine made - post-bottom mould blown		
9104	inkwell	Square based inkwell with short vertical sides	light aqua green			44x44				1	2		inkwell	mould-blown	Flat base without pontil mark, blown straight into a flat surface without a mould base	
9104	bottle	bottle neck and lip	colourless - lead glass			22					1	1800 - 1870	Utility bottle, probably medicinal			Long narrow neck topped with a "Wide prescription" lip
9104	bottle	small round based cylinder bottle, almost complete.	light blue			30		7		1	1	post 1890	Utility bottle, probably medicinal	Machine made	Flat base with raised centre and embossed dot.	
9104	bottle	Wide globe-shaped "Chesnut" bottle (from 9039c)	mid olive green			101					5	1770 - 1830	Wine/ beer bottle	free-blown		
9104	bottle	Thick walled bottle	dark olive green							1	10		Wine/ beer bottle	free-blown	High kicked up base	
9104	bottle	Flat walled rectangular bottle with bevelled corners	mid olive green							1	3		medicinal/ prescription bottle			
9104	jar	Rim of a dark brown jar	dark brown	56						1	1		food jar			Neck finished with an "applied ring" lip
9104	bottle	bottle wall fragment	dark green							1	4		Wine/ beer bottle	free-blown		Wide neck
9104	bottle	bottle body fragment	dark brown							2	4		bottle			
9104	bottle	Oval based bottle with flat sides	light aqua green							1	3		spirits flask or prescription bottle	mould-blown	Oval base	
9104	bottle	Bevelled corner and flat face from rectangular bottle (from 9047a)	light aqua green								3					
9104	decanter	Foot of a moulded ornament/ decanter with facetting (same as 9125d)	colourless								1		decanter ornament or	mould-blown		
9113	bottle	bottle wall fragment	dark olive green							3	3		bottle			
9113	window		clear						2.71		1	post 1950	window glass	float glass		
9113	bottle	Clear bottle, embossed along the length with "...R A D..."	clear							1	1		wine / soda bottle			
9113	Vessel	vessel wall fragment	colourless - lead glass													
9054	bottle	1 fragment of glass. Part of the shoulder of a bottle	dark olive green							1	1		Wine/ beer bottle	free-blown		
9054	window		clear						1.66		1	1850	window glass	cylinder		
9133	window		clear						1.66, 1.22, 1.41, 1.49, 2.24, 2.4		6	1850, 1820, 1830, 1840, 1900, 1920,	window glass	cylinder		
9050	window		pale aqua green						3.47, 3.77, 3.56		3	post 1950	window glass	float glass		
9051	window		light aqua green						1.4		1	1840	window glass	cylinder		
9114	window		pale green						1.3, 1.3, 1.73		3	1820, 1820, 1860	window glass	cylinder		
9078	bottle	Bottle neck and heel	dark olive green							1	2		Wine/ beer bottle	free-blown		
9078	bottle	bottle glass	dark olive							1	2		bottle			

Context	Type	Description	Colour	Dimensions (mm)						MNI	No. of objects	Dating	Function	Manufacture technique	Base	Neck and lip	
				lip	height	circular base	polygonal base	height of base kick up	window/plate thickness								
			green														
9078	window		clear						1.37, 2.16		2	1830, 1900	wine glass	cylinder			
9141	bottle	Thick walled bottle	Very dark green ("black")			90		34			2	2	18th century	wine or champagne bottle	free-blown	High kicked up base with a thick pontil mark	
9141	window		light aqua green						1.6, 1.81		6	1850, 1870	window glass	cylinder			
9141	bottle	Wide globe-shaped "chesnut" bottle (same as 9039c)	mid olive green								3		wine/ spirits bottle				
9141	bottle	bottle neck	mid olive green								1	1	Wine/ beer bottle	free-blown		Bulging neck	
9141	bottle	bottle body fragment	dark olive green								3	5	Wine/ beer bottle				
9141	bottle	Rectangular bottle with bevelled corners (part of 9104a)	light blue								3		medicinal/ prescription bottle				
9141	bottle	Bottle neck and lip	light aqua green			32					1	1	1850 - 1880	Champagne bottle			
9141	bottle	Thick walled bottle	very dark green								1	1	wine or champagne bottle	free-blown	Pontil point from high kicked up base		
9134	window		pale aqua, pale yellow, or clear								10		window glass	cylinder			
9134	bottle	bottle wall fragment	mid olive green								1	6	Wine/ beer bottle				
9134	bottle	neck and lip of a bottle	pale olive green	18							1	1	medicinal/ prescription bottle			Long narrow neck finished with a "Mineral/ double oil" lip. No seams	
9048	bottle	Rectangular bottle with bevelled corners	light green	21							7	33	1840 -1880	medicinal/ prescription bottle	mould-blown	Long narrow neck finished with a "Mineral/ double oil" lip. No seams	
9048	bottle	Rectangular bottle with bevelled corners	mid green				70x45	8			1	4		medicinal/ prescription bottle	Hinge mould blown	"Blake 1" flat base with diagonal seam	
9048	bottle	Base of a narrow cylinder bottle (same bottle as 9104k)	colourless (lead)			24		6			1	1		Syrup bottle	free blown	Low kick up base with pontil mark	
9048	bottle	Thick dark brown bottle with a seam	dark brown			80					1	4		Wine bottle			
9048	bottle	Thick walled oval bottle	dark olive green								2	8	1775 - 1825	bottle	Cup-bottom mould blown	Low kicked up oval base	
9048	bottle	Very thick-walled torpedo bottle embossed with "WAKE..."	light aqua green								1	4	1809 - 1900	soda bottle			
9048	bottle	Rectangular bottle with bevelled corners	blue	23		74x44		13			1	6		medicinal/ prescription bottle	Cup-bottom mould blown	"Blake 1" base with low kicked up oval base embossed with "97"	Neck finished with "Packer" lip
9048	bottle	Rectangular bottle with bevelled corners (same bottle as 9126f)	light aqua green, light blue, clear	25		41x unknown		9			1	1	post 1890	medicinal/ prescription bottle	Machine made - cup-bottom mould blown	"Blake 1" base with very unusual eight-sided cup-bottom moulded base with angled faceting	Narrow tapered neck finished with a "Wide prescription" lip
9048	jar	Clear jar	clear	48, 54							2	2		food jar	mould-blown		One applied "bead" lip and one applied "wide patent" lip
9048	bottle	Thick walled bottle with seam (same bottle as 9126b)	light aqua green, light blue	92							2	11		Tablet bottle	Cup-bottom mould blown		
9048	bottle	clear bottle	light aqua	26							1	1		spirits flask or	mould-blown		Neck finished with

Context	Type	Description	Colour	Dimensions (mm)						MNI	No. of objects	Dating	Function	Manufacture technique	Base	Neck and lip
				lip	height	circular base	polygonal base	height of base kick up	window/plate thickness							
			green										prescription bottle			"Mineral" lip
9048	bottle	bottle wall fragment	light green, blue	olive light					1.0, 2.0	3	7		bottle			
9048	window		clear								7		window glass	cylinder		

Table 7: All clay pipe by context

Context	Part	No.	Bowl type	Mark	Decoration	Comments	Date
4006	stem	10				2 discoloured	
4006	stem	1			relief band and dec at bowl end of stem		
4007	stem	1					
4007	bowl	1		ring&dot (spur)		spur & base of dec bowl	late C18+
4007	stem	1		Gambier / Paris / m.M / Deposé (stem)		SF3	1850-1920
4007	bowl	1			ornate 'JG' below crown; leaf dec seams	SF2; long thin spur; 2 joining frags; R side of bowl only; see White 2004, fig. 157.02	1800-40
4012	stem	5					
4012	bowl	1			ribbing & swags; leaf dec seam	part profile	
4012	bowl	1			simplified Prince of Wales feathers	frag only	
4014	bowl	1	dec form		plume feather dec on front seam, above fancy scrolled spur	Complete bowl	C19
4016	stem	2					
4018	stem	3					
4018	bowl	1				4 joining frags; spur & back of bowl; leaf dec seam	
4018	bowl	1			leaf dec seam; possible rose & thistle	front of bowl only	
4018	bowl	3			leaf dec seam	misc frags of dec bowl, 2 joining, poss. from other bowls in context	
4026	stem	1					
4027	stem	12					
4027	bowl	1				fragment	
4027	bowl	2		ring&dot (spur)		2 examples	late C18+

Context	Part	No.	Bowl type	Mark	Decoration	Comments	Date
4036	stem	1					
4045	stem	5					
4055	stem	1					
4060	stem	5					
4060	bowl	1				spur & base of bowl only	late C18+
4060/4061	stem	1				thick stem	
4066	stem	1				thick stem	
4066	bowl	1	AO29		relief flutes & swags; leaf dec seams		1840-80
9012	stem	2					
9018	stem	6					
9039	stem	11					
9039	stem	1		IG (stem)			
9039	bowl	1			relief; armorial	base of bowl only	late C18+
9047	stem	4				1 long (113mm)	
9048	stem	5				1 with yellow glaze	
9050	stem	1		IG (stem)			
9050	bowl	1				fragment only	
9051	stem	5				1 discoloured	
9052	stem	2					
9054	stem	3					
9056	stem	2					
9071	stem	1					
9075	stem	1					
9077	stem	11					
9077	bowl	1			relief, simplified Prince of Wales feathers & swags; leaf dec seams	5 frags, prob all 1 bowl (4 join); see White 2004, fig. 177.05, dated post-1840	C19
9078	stem	6				1 with yellow glaze	
9084	stem	8				1 discoloured; 1 with yellow glaze	

Context	Part	No.	Bowl type	Mark	Decoration	Comments	Date
9103	stem	2					
9103	bowl	1			leaf dec seams; moulded milling at bowl rim	frag from front of bowl only	C19
9104	stem	41				1 thick; 4 discoloured (1 with concretion); 1 green gl; 2 yellow gl; 1 orange-brown gl/wax; 1 faceted dec (extending from base of bowl)	
9104	stem	1		(?H) Nichol Wakefield (stem)			
9104	bowl	1		open circles (spur)		spur & base of bowl only	
9104	bowl	1			faceted, extending on to stem	stem & base of bowl only	C19
9104	bowl	1	dec form		relief, acorn & oak leaf, ringed spur	2 joining frags (new break)	C19
9104	bowl	1	AO29		relief, cross keys, & leaf dec seams	stubby spur	1840-80
9104	bowl	1	dec form		relief, acorn & oak leaf, ringed spur	complete bowl, but with spur broken off	C19
9104	bowl	1	O24?			2 joining frags, new break; front of bowl	1810-40?
9104	bowl	1				spur & base of dec bowl	late C18+
9104	bowl	1				stem/base of dec bowl, spur broken off	C18+
9104	bowl	1				stem/base of dec bowl, spur broken off; poss fancy scroll spur, as 4014	late C18+
9104	bowl	1	O24				1810-40
9112	stem	12					
9112	bowl	1				spur (long, thin) & dec bowl base	C18
9112	bowl	1				spur (broken) & dec bowl base	C18+
9113	stem	10					

Context	Part	No.	Bowl type	Mark	Decoration	Comments	Date
9113	bowl	1			relief, ring around spur	stem & spur only; prob from acorn/oak leaf bowl, as 9104	C19
9113	bowl	1			ribbing & swags		late C18+
9114	bowl	1	Yorks bulbous	S:H (heel)		SF8; heel only	1660-90
9114	bowl	1	transitional			SF8	1690-1720
9114	bowl	1	transitional			SF8	1690-1720
9114	stem	1		IG beneath crown (stem)		see White 2004, fig. 8.15, no. 2 (but see also fig. 147.03, dated 1740-70)	1690-1720
9125	stem	9					
9125	bowl	1				stem & spur only	late C18+
9125	bowl	1			relief, ring around spur	stem & spur only; prob from acorn/oak leaf bowl, as 9104	C19
9125	bowl	1	dec form	L Fiolet à St Omer Deposé (stem)	relief, floral	SF18; metallic concretion - lid for pipe?	C19
9126	bowl	1	O24	J/W (spur)	relief, floral - roses (L) & thistles (R)	SF3; see White 2004, fig. 53.05	1810-40
9126	stem	40				1 thick; 1 discoloured; 1 yellow glaze	
9126	bowl	1		W/W (spur)		stem/spur (long) & base dec bowl	C18
9126	bowl	1	AO29	J/W (spur)	faceted; leaf dec seams	discoloured, partial bowl only	1840-80
9126	stem	1		(?H) Nichol Wakefield (stem)			
9127	stem	1					
9133	stem	1				thick; 2 joining frags	
9134	stem	4					
9134	bowl	1				fragment only	
9137	bowl	1	AO33		relief, leaf dec seams; fluting below cable-effect cordon 1/3 way down bowl	SF10; Irish style bowl; 2 joining frags	post-1840
9137	stem	4					

Context	Part	No.	Bowl type	Mark	Decoration	Comments	Date
9137	bowl	1	AO33	DUBLIN (bowl)	deep milling around bowl rim	Irish style bowl	post-1840
9137	bowl	1	AO33			Irish style bowl	post-1840
9141	stem	6					
9142	stem	7					
9142	bowl	1				fragment only	
9156	stem	2					
9177	stem	2					
9178	stem	1					
9204	bowl	1	transitional			SF13; milled bowl	1690-1720
9204	stem	12				1 thick	
9223	stem	1					
9226	stem	1		(?) Southorn & Co / Broseley (stem)		SF11; broken end very worn - re-used as 'cutty'; see White 2004, fig. 164.18-19	
9226	stem	1					
9226	mouthpiece	1				nipple finish	
9227	stem	1					
9229	stem	4				1 with yellow glaze	
9231	stem	12					
9231	bowl	1			relief; Prince of Wales feathers	frag from R side of bowl only	late C18+
9231	bowl	1		ring&dot (spur)		spur & base dec bowl; see White 2004, fig. 122.12	later C18+
9232	stem	3					
9233	stem	17				3 discoloured	
9233	stem	2		IG (stem)		2 examples	
9233	bowl	2				SF12; not joining although probably from same bowl; red clay	
9235	bowl	1				SF14; flat spur & partial bowl	C18

Context	Part	No.	Bowl type	Mark	Decoration	Comments	Date
9257	Stem	4				1 discoloured	
9258	Stem	3				all thick	
9260	Bowl	1	transitional			partial bowl, milled	1690-1720
9268	Stem	1				Thick	
9269	Stem	5				3 thick	
9269	Bowl	1	Yorks bulbous	IC or IG? (heel)			1650-70
9270	Stem	1		IG above star, in heart (stem)		thick; see White 2004, fig. 166.11-12	
9303	Stem	4				1 thick; 1 discoloured	
9303	Stem	1		IG (stem)			
9303	Bowl	1				flat spur; 2 joining frags	C18

Table 8: Breakdown of clay pipe assemblage by part

Part	Total
Stem	337
Bowl	56
Mouthpiece	1
Total	394

Table 9: Breakdown of datable pipe bowls by date range

Bowl type	Date Range	No. bowls
Yorkshire bulbous	1660-90	2
Transitional	1690-1720	4
O24	1810-40	3
AO29	1840-80	3
AO33 (Irish style)	1840+	3
Decorative form	19th C	6
Total		21

Table 10: Makers' marks on clay pipes

Mark	Position	No. examples	Maker	Date
IG crowned	stem	1	unknown	1690-1720
IG	stem	6	unknown	?1690-1720
S:H	heel	1	unknown	bowl date 1660-90
IC or IG	heel	1	unknown	bowl date 1660-90
JG (cursive script)	bowl	1	unknown	bowl date 18th C
W/W	spur	1	unknown	bowl date 18th C
J/W	spur	2	unknown	bowl date late 18th C+
open circles	spur	1	unknown	bowl date late 18th C+
ring & dot	spur	4	unknown	bowl dates late 18th C+
L Fiolet à St Omer Deposé	stem	1	firm of Louis Fiolet, St Omer	late 19th C
Gambier / Paris m.M / Deposé	stem	1	Gambier, Paris	late 19th C
Dublin	bowl	1	unknown	1840+
(?) Southorn / Broseley	stem	1	Southorn family, Broseley	1802-76
H Nichol Wakefield	stem	2	?Henry Nichols, Wakefield	1853
Total marked		24		

Table 11: Ceramic Building Material (CBM) Brick size range/quantity and date

Size (metric)	Size (Imperial)	No.	Provisional date
240-249mm x 110mm x 65mm	9 ½-9 ¾" x 4¾-4¾" x 2½"	5	16 th century
225-245mm x 105-109mm x 58-65mm	8¾-9¾" x 4¼-4 ¼" x 2¼-2½"	7	16 th -17 th century
220-244mm x 110-112mm x 64-65mm	8¾-9¾" x 4¾" x 2½"	4	16 th -18 th century
234mm x 103mm x 64mm	9¼" x 4" x 2½"	1	17 th century
230-235mm x 105mm x 60mm	9-9¼" x 4¾" x 2¾"	2	18 th century
230-250mm x 110-120mm x 70mm	9-9¼" x 4¾-4¾" x 2¾"	4	19 th century
258mm x 110mm x 80mm	10" x 4¾" x 3¾"	1	18 th or 19 th century

Table 12: Ceramic Building Material (CBM) - Brick size range/quantity and date

Brick No.	Context	Context information	Quantity	Provisional date of manufacture	Description and measurements
23	9028	Earlier wall	1	18 th century or post mid 19 th century	Complete brick displaying dimensions of 258mm x 110mm 80mm (10" x 4 $\frac{3}{8}$ " x 3 $\frac{1}{8}$ "). Fine orange-red fabric. Pressure and moulding impressions.
35	9030	Drain wall	1	mid 19 th century.	Complete brick displaying dimensions of 230mm x 120mm 70mm (9" x 4 $\frac{3}{4}$ " x 2 $\frac{3}{4}$ "). Orange fabric. Mortar adhesions.
34	9047	Rough wall.	1	16 th - 18 th century.	Two joining pieces displaying dimensions of 240mm x 110mm 65mm (9 $\frac{1}{2}$ " x 4 $\frac{3}{8}$ " x 2 $\frac{1}{2}$ "). Orange fabric. Mortar adhesions.
3	9057	Brick wall	1	early 19 th century.	Part brick displaying residual dimensions of 150mm x 112mm 68mm (6" x 4 $\frac{3}{8}$ " x 2 $\frac{3}{4}$ "). Roughly made. Coarse fabric. Moulding impression. Mortar adhesions.
11	9058	Main cellar internal wall.	1	16 th - 18 th century.	Part brick displaying dimensions of 220mm x 110mm 64mm (8 $\frac{5}{8}$ " x 4 $\frac{3}{8}$ " x 2 $\frac{1}{2}$ "). Roughly made. Oxidised core. Mortar adhesions.
12	9058	Internal cellar wall.	1	16 th - 18 th century.	Complete brick displaying dimensions of 244mm x 111mm 64mm (9 $\frac{1}{2}$ " x 4 $\frac{3}{8}$ " x 2 $\frac{1}{2}$ "). Coarse orange fabric. Moulding impression. Mortar adhesions.
15	9059	Cellar vaulting	1	16 th - 17 th century.	Complete brick displaying dimensions of 232mm x 107mm 60mm (9 $\frac{1}{4}$ " x 4 $\frac{1}{4}$ " x 2 $\frac{3}{8}$ "). Coarse dark orange fabric. Moulding impression. Mortar adhesions.
17	9060	Internal cellar wall	1	16 th - 17 th century.	Complete brick displaying dimensions of 232mm x 109mm 58mm (9 $\frac{1}{4}$ " x 4 $\frac{1}{4}$ " x 2 $\frac{1}{4}$ "). Coarse orange fabric. Moulding impression. Mortar adhesions.
19	9061	Wall within cellar.	1	16 th - 17 th century.	Complete brick displaying dimensions of 237mm x 107mm 62mm (9 $\frac{3}{4}$ " x 4 $\frac{1}{4}$ " x 2 $\frac{1}{2}$ "). Coarse orange fabric. Moulding impression. Mortar adhesions.
21	9061	Wall within cellar.	1	16 th - 17 th century.	Complete brick displaying dimensions of 234mm x 109mm 62mm (9 $\frac{3}{4}$ " x 4 $\frac{1}{4}$ " x 2 $\frac{1}{2}$ "). Coarse reddish orange fabric. Mortar adhesions.
45	9061	Cellar wall.	1	16 th - 17 th century.	Complete brick displaying dimensions of 225mm x 105mm 65mm (8 $\frac{7}{8}$ " x 4 $\frac{1}{8}$ " x 2 $\frac{1}{2}$ "). Coarse red fabric. Mortar adhesions.
46	9061	Cellar wall.	1	18 th century.	Complete brick displaying dimensions of 230mm x 105mm 60mm (9" x 4 $\frac{1}{8}$ " x 2 $\frac{3}{8}$ "). Coarse red/orange fabric. Mortar adhesions.
6	9063	Vaulted cellar wall	1	16 th - 18 th century.	Complete brick displaying dimensions of 234mm x 112mm 65mm (9 $\frac{1}{4}$ " x 4 $\frac{3}{8}$ " x 2 $\frac{1}{2}$ "). Roughly made. Coarse fabric. Moulding impression. Mortar adhesions.
9	9070	Brick wall.	1	Late 17 th century.	Complete brick displaying dimensions of 234mm x 103mm 64mm (9 $\frac{1}{4}$ " x 4" x 2 $\frac{1}{2}$ "). Roughly made. Coarse fabric. Mortar adhesions.
39	9095	Brick bay structure.	1	16 th century.	Part brick displaying residual dimensions of 240mm x 110mm 65mm (9 $\frac{1}{2}$ " x 4 $\frac{3}{8}$ " x 2 $\frac{1}{2}$ "). Coarse red fabric. Clay bonding adhesions.
27	9134	Demolition rubble.	1	mid 19 th century.	Complete brick displaying dimensions of 250mm x 120mm 70mm (9 $\frac{3}{4}$ " x 4 $\frac{3}{4}$ " x 2 $\frac{3}{4}$ "). Mid reddish orange fabric. Mortar adhesions.

Brick No.	Context	Context information	Quantity	Provisional date of manufacture	Description and measurements
30	9141	Backfill/levelling layer	1	Late 16 th century.	Complete brick displaying dimensions of 249mm x 118mm 65mm (9¾" x 4⅝" x 2½"). Red fabric with no visible inclusions.
38	9203	Backfill of NW cellar.	1	mid 19 th century.	Part brick displaying residual dimensions of 190mm x 110mm 70mm (7½" x 4⅝" x 2¾"). Coarse red fabric. Mortar adhesions.
43	9208	Wall foundation	1	Late 16 th century.	Complete brick displaying dimensions of 256mm x 124mm 62mm (10" x 5" x 2½"). Orange fabric no inclusions. Moulding impressions.
42	9230	Retaining wall.	1	16 th century.	Complete brick displaying dimensions of 240mm x 115mm 60mm (9½" x 4½" x 2⅝"). Reddish orange fabric. Clay adhesions.
41	9247	Brick wall.	1	16 th century.	Part brick displaying residual dimensions of 160mm x 111mm 65mm (6¼" x 4⅝" x 2½"). Coarse red fabric. Mortar adhesions.
44	9266	Cellar wall.	1	18 th century.	Complete brick displaying dimensions of 235mm x 105mm 60mm (9¼" x 4⅝" x 2⅝"). Coarse red fabric. Mortar adhesions.
47	9291 / 9292	Cellar staircase wall.	1	16 th -17 th century.	Complete brick displaying dimensions of 245mm x 105mm 65mm (9⅝" x 4⅝" x 2½"). Red/orange fabric. Mortar adhesions.
48	9309	Gully/drain.	1	16 – 17 th century.	Complete brick displaying dimensions of 240mm x 107mm 61mm (9½" x 4¼" x 2⅝"). Orange fabric. Mould impressions.

Table 13: Other Ceramic Building Material (CBM)

Context	Context information	No.	Date range	Description and measurements	Retain?
4006		1	Undated	Roof tile	N
4027		2	c.1850+	1 x fragment of salt glazed sewer pipe. 1 x fragment of undated CBM	N
4045		1	C17 th – C18 th	1 x fragment of tin glazed earthenware wall tile with unidentified landscape scene in blue	Y
9048		2	Undated	2 x fragment of fired clay	N
9052		1	c.1850+	1 x fragment of salt glazed sewer pipe	N
9075		1	Recent	1 x drainpipe, with thin internal glaze	N
9104	Demolition deposit	2	C19 th – C20 th	1 x fragment of concrete, triangular in section with semi-circular impression on one side. 150x80x80mm. 1 x fragment of probable (handmade) roof tile, fairly fine red/yellow mottled fabric. 90x50x15mm.	N
9134	Demolition / made ground	1	C19 th – C20 th	Lump of sandy mortar, small stone inclusions. One edge with remnant layer of plaster c.4mm thick. 75x60x28mm.	N
9137	Backfill of well	3	C19 th – C20 th	2 x rim fragments from ceramic service/water pipe. Fabric buff coloured, fine with frequent small stone inclusions. Yellow/green glaze externally. Largest 190x60x18mm. 1 x rim fragment of collared service/water pipe. Fabric buff coloured and fine. Brown salt glaze on exterior. 120x60x15mm.	N
9143		7	c.1850+	7 x fragments of sewer pipe	N
9260	Demolition backfill	1	C20 th	Corner fragment of probable wall tile, fine white fabric with no inclusions. Machine made. Painted black on moulded side. 70x65x15mm.	N
Total		21			

Table 14: Metal and slag

Context	Material	No.	Notes
9075	slag	1	Undiagnostic slag
9090	slag	3	Undiagnostic slag
9104	slag	1	Iron rich concretion
9104	slag	2	Spalls of Cu rich corrosion
9125	slag	2	1 Fe concretion, 1 possible bulk iron/steelmaking slag
9137	slag	2	1 fuel as slag, 1 Fe concretion
9203	slag	1	Fuel ash slag
9226	slag	3	2 Fuel ash slag, 1 Fe concretion
9231	slag	1	Fuel ash slag
9233	slag	3	Fuel ash slag
9257	slag	1	Undiagnostic slag
9268	slag	1	Undiagnostic slag
9270	slag	1	Undiagnostic/possible fuel ash slag
9039	metal (non-ferrous)	2	1 Cu button, 1 curved piece (has been in contact with Fe metal)
9051	metal (non-ferrous)	1	Cu button
9054	metal (non-ferrous)	1	Cu button
9126	metal (non-ferrous)	3	Pb strip
9126	metal (non-ferrous)	1	Pb disk SF5
9126	metal (non-ferrous)	1	Pin SF4
9131	metal (non-ferrous)	1	1861 half penny SF2
9133	metal (non-ferrous)	1	Coin SF7
9162	metal (non-ferrous)	1	Button SF9
9203	metal (non-ferrous)	1	Door knob? Cu
9223	metal (non-ferrous)	1	Cu disk SF17
9226	metal (non-ferrous)	1	Roofing nail
9233	metal (non-ferrous)	3	Cu buttons with glass in set SF15
9233	metal (non-ferrous)	2	Pb strips
9104	metal (non ferrous)	1	Copper wire
9137	metal (non ferrous)	2	Cu buttons
9137	metal (non ferrous)	2	Pb strip
9048	metal (ferrous)	1	Flattened+curved end
9054	metal (ferrous)	2	Flat corroded pieces
9066	metal (ferrous)	1	Possible window frame/furniture fitting
9077	metal (ferrous)	2	1 lump undiagnostic slag, 1 small nail
9104	metal (ferrous)	2	Nails
9104	metal (ferrous)	2	1 bolt, 1 nail
9114	metal (ferrous)	1	Corroded lump
9126	metal (ferrous)	5	3 possible bolts/nails
9137	metal (ferrous)	45	bolts and fragments of corroded sheet metal, two pieces with wire rim

Context	Material	No.	Notes
9137	metal (ferrous)	9	1 small piece, 1 fragment of door/furniture handle, 5 strips, 1 bolt, 1 nail
9178	metal (ferrous)	1	small fragment of wire
9203	metal (ferrous)	4	bolts (highly corroded)
9204	metal (ferrous)	1	dressmaking pin
9226	metal (ferrous)	7	corroded nails
9257	metal (ferrous)	2	corroded nail
9125	other	1	coke or partially burnt coal
9270	other	2	coke or partially burnt coal
	Total	135	

Table 15: Carbon rods

Context	Context information	No.	Date range	Description and measurements	Retain?
9039	Demolition backfill	1	C19 th -C20 th	Carbon rod, abraded with flat end. 20x4mm.	Y
9047	Red brick wall	1	C19 th -C20 th	Carbon rod, broken at both ends. 41x4mm.	Y
9051	Burnt layer under sandstone floor	1	C19 th -C20 th	Carbon rod, flat ends. 26x5mm.	Y
9071	Levelling layer / modern infill	1	C19 th -C20 th	Carbon rod, flat ends. 36 x 4mm.	Y
9077	VOID	1	C19 th -C20 th	Small, broken carbon rod. 18x3mm.	Y
9084	Silt fill of rectangular cut	1	C19 th -C20 th	Carbon rod, tapered ends. 41x6mm. Possible slate pencil.	Y
9104	Demolition deposit	1	C19 th -C20 th	Carbon rod, tapered ends. 42x4mm. Possible slate pencil.	Y
9126	Made ground	5	C19 th -C20 th	A variety of carbon rods: 1 x broken fragment, 52x5mm; 1 x square rod, 33x4mm; 1 x possibly tapered rod fragment, 30x4mm; 2 rod fragments with tapered ends (sharpened appearance), possible slate pencils, 55x6mm and 34x4mm in length.	Y
9142	Backfill/levelling	1	C19 th -C20 th	Small, broken carbon rod. 23x3mm.	Y
9156	Made ground	1	C19 th -C20 th	Carbon rod, tapered end. 41x4mm. Possible slate pencil.	Y
Total		14			

Table 16: Stone

Context	Context information	No.	Date range	Description and measurements	Retain?
9039	Demolition backfill	1	-	Unworked slate fragment.	N
9055	Sandstone floor	1	-	Small triangular stone fragment, unworked.	N
9071	Levelling layer/modern infill	2	-	Unworked slate fragments.	N

Context	Context information	No.	Date range	Description and measurements	Retain?
9075	Deposit over backfill	1	-	Unworked slate fragment.	N
9077	VOID	1	-	Unworked slate fragment.	N
9104	Demolition deposit	1	-	Unworked slate fragment.	N
9108	Made ground	1	-	Small unworked stone fragment.	N
9114	Made ground / levelling	1	-	Small sedimentary stone fragment, unworked.	N
9125	Made ground	1	-	Unworked slate fragment.	N
9126	Made ground	4	-	Small unworked stone fragments.	N
9134	Demolition / made ground	2	-	Unworked slate fragments.	N
9188	Levelling	1	-	Small unworked stone fragment.	N
Total		17			

Table 17: Wood

Context	Context information	No.	Date range	Description and measurements	Retain?
9104	Demolition deposit	1	C20 th	Partial door handle, machine turned and drilled for attachment to handle mechanism. Modern. 62x45x24mm.	N
Total		1			

Table 18: Leather from Trinity Walk

Material type	Context	Context information	No.	Date range	Description and measurements	Retain?
Leather	9039	Demolition backfill	6	C19 th - 20 th	2 boot upper fragments, both with six Cu alloy eyes, upper two with 'ski hooks'. Both fragments c. 13 x 6cm. 3 miscellaneous leather fragments, largest 12 x 4 cm, one with evidence of machine stitching along one edge. 1 sole/heel fragment, with 2 Cu alloy tacks in place, c. 8.5 x 3.5cm.	Y
Leather	9066	Demolition fill of cellar	4	C19 th - 20 th	1 x left shoe, leather uppers and lowers, with stacked leather heel and rounded toe. 197mm in length, widest part 65mm (waist 45mm, heel 15mm). Fine machine stitching. Appears damaged, with sides pieces cut away and missing toe piece. Heel worn at rear. 2 x leather strips, 210x60x1mm and 15x45x1mm. Miscellaneous garment fragments. 1 x heel/sole fragment from shoe or boot. Stacked heel, 15mm in depth. Measures 100x50mm.	Y
Total			10			

Table 19: Animal bone - number and percentage of identified specimens present (or NISP) and minimum number of individuals (or MNI).

Species	NISP	% NISP	MNI	% MNI
Human	1	0.6	1	4.2
Cattle	23	13.2	2	8.2
sheep/goat	32	18.4	3	12.5
Pig	6	3.4	1	4.2
Horse	1	0.6	1	4.2
Dog	75	43	6	24.9
Cat	11	6.3	1	4.2
Fox	1	0.6	1	4.2
fallow deer	1	0.6	1	4.2
Rabbit	3	1.7	1	4.2
Rat	1	0.6	1	4.2
Chicken	16	9.2	2	8.2
Goose	1	0.6	1	4.2
Duck	1	0.6	1	4.2
teal/garganey	1	0.6	1	4.2
Total identified	174	100	24	100
large mammal	22			
medium mammal	40			
Mammal	24			
Bird	13			
Fish	4			
Total unidentified	103			
Overall total	277			

Table 20: Marine Shell

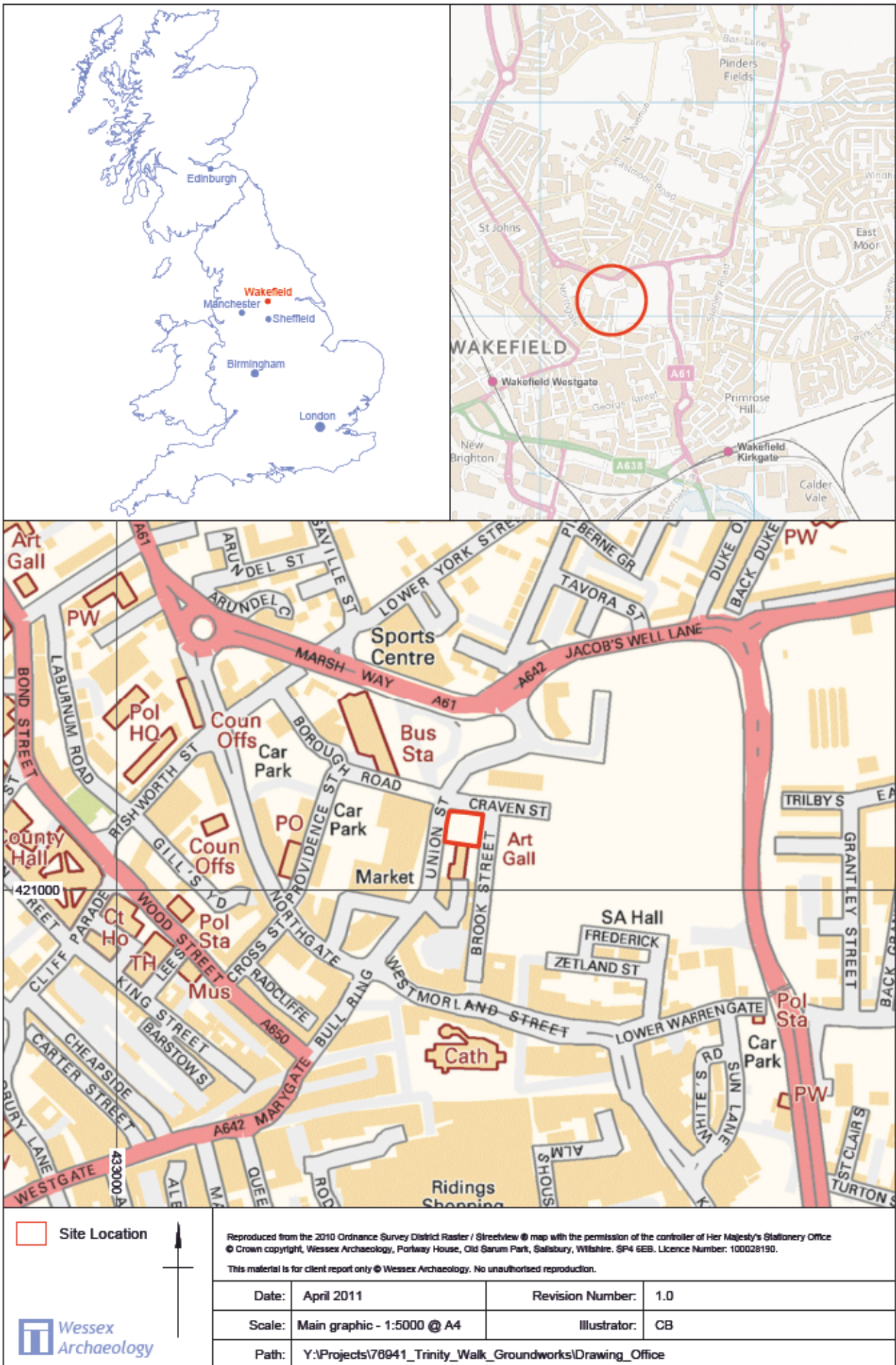
Context	Feature type	Oysters					Cockle MNI	Mussel MNI	Scallop MNI	Tower shell	Comments
		LV	UMLV	RV	UMRV	TOTAL MNI					
4012	Demolition area	1				1					Lots of calcareous tubes, little Cliona celata infestation
4013	Made-ground /Demolition layer		1			1	1				
4014	Fill between structures 4008 and 4009							1			
4027	Levelling layer	1		1		1					Shells attached, lots of calcareous tubes, little Cliona celata + Polydora ciliata infestation
4065	Lime mortar deposit part of structure 4050			1		1					
9012	Made ground	17	2	6	1	19		1			
9018	Demolition rubble				1	1					
9048	Demolition rubble	4	2		1	6					Lots of calcareous worm tubes, little Polyzoa, little Polydora ciliate infestation
9051	Burnt layer under floor 9053							1			
9071	Levelling layer	1				1					Polydora ciliata + Cliona celata infestation
9104	Demolition deposit	1		2		2	5	6	1		
9112	Demolition layer		1			1	1				
9113	?Levelling layer	1			1	1					Polydora ciliata infestation
9125	Made-ground	3		1		3					Polydora ciliata + calcareous worm tubes
9126	Made-ground	4	1	1	1	5	1				Polydora ciliata + Cliona celata infestation
9134	Demolition rubble /Made-ground			1		1					
9137	Fill of well 9135		1			1					Badly infested by Cliona celata
9177	Made-ground				1	1					
9226	Deposit								1		
9231	Made-ground	1				1					Polydora ciliata infestation
9233	Made-ground	2				2	1				Calcareous worm tubes, Polyzoa + Polydora ciliata infestation
Total		36	8	13	6	49	9	9	1	1	

Key: LV = Left Valve, UMLV = Unmeasurable Left Valve, RV = Right Valve, UMRV = Unmeasurable Right Valve. MNI = Minimum Number of Individuals

Table 21: Details of Oyster shells from context 9012

Context	9012			Polydora ciliate	Cliona celata	Calcareous tubes	Polyzoa	Thick	Worn	Flaky	Oysters attached	Irregular shape	Notches/cut	% of shell infested
LV	RV	MW	ML											
	X	60	55											
	X	60	57	X		X								3
	X	108	115		X									3
	X	70	60										X	
	X	55	50				X							2
	X	120	90		X	X		X				X		5
X		75	67	X		X							X	3
X		85	84	X		X			X					10
X		95	95	X		X			X					8
X		90	75	X		X			X					10
X		85	70	X	X	X			X			X		45
X		95	75	X	X	X	X	X	X			X	X	30
X		85	80	X										2
X		85	70			X					X		X	7
X		80	75	X		X					X			7
X		80	63	X	X				X	X				65
X		76	70			X			X					5
X		77	67	X		X			X			X		10
X		78	65			X								3
X		90	80	X		X			X					15
X		72	66			X								8
X		75	68	X		X								15
X		82	85	X		X			X					15
Total				14	5	17	2	2	10	1	2	4	4	

Key: LV = Left Valve, RV = Right Valves, MW = Maximum width, ML = Maximum length



Site location

Figure 1



Date:	May 2011	Revision Number:	1.0
Scale:	1:125 @ A3	Illustrator:	CB
Path:	Y:\Projects\76941_Trinity_Walk_Groundworks\Drawing_Office		



Digital data provided by Trinity Walk Partnership Ltd.
 This material is for client report only © Wessex Archaeology. No unauthorised reproduction.

Phase Plan of Mitigation Area

Figure 2



1830 Goody-Bower Map



1849-1851 OS Map



This material is for client report only © Wessex Archaeology. No unauthorised reproduction.



Date:	April 2011	Revision Number:	1.0
Scale:	1:1800 @ A4	Illustrator:	CB
Path:	Y:\Projects\178941_Trinity_Walk_Groundworks\Drawing_Office		



1890 OS Map



1907 OS Map



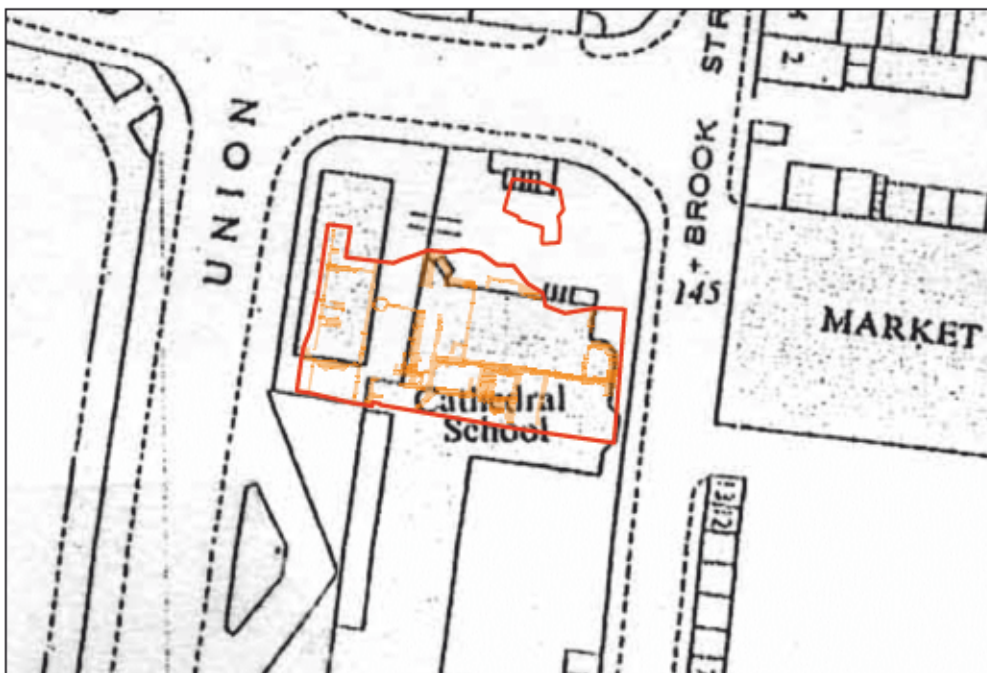
This material is for client report only © Wessex Archaeology. No unauthorised reproduction.



Date:	April 2011	Revision Number:	1.0
Scale:	1:1000 @ A4	Illustrator:	CB
Path:	Y:\Projects\178941_Trinity_Walk_Groundworks\Drawing_Office		



1914 OS Map



1966 OS Map

Reproduced from the 1966 Ordnance Survey 1:1250 map with the permission of the controller of Her Majesty's Stationery Office
 © Crown copyright, Wessex Archaeology, Portway House, Old Sarum Park, Salisbury, Wiltshire. SP4 6EB. Licence Number: 100028190.

This material is for client report only © Wessex Archaeology. No unauthorised reproduction.

Date:	April 2011	Revision Number:	1.0
Scale:	1:1000 @ A4	Illustrator:	CB
Path:	Y:\Projects\178941_Trinity_Walk_Groundworks\Drawing_Office		

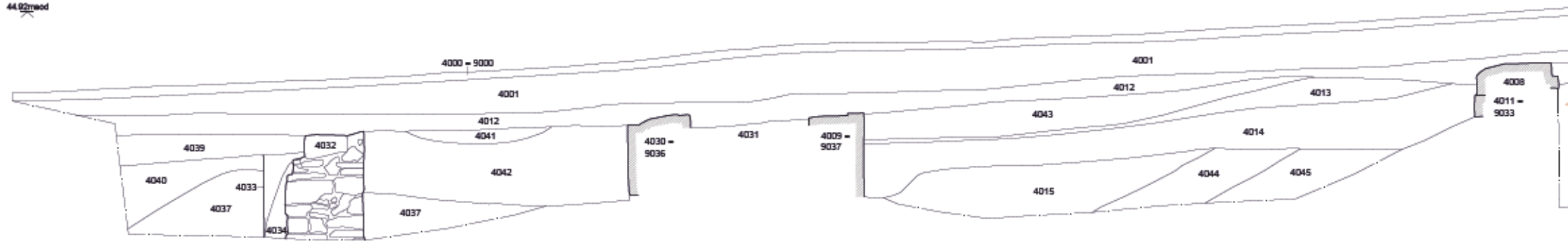




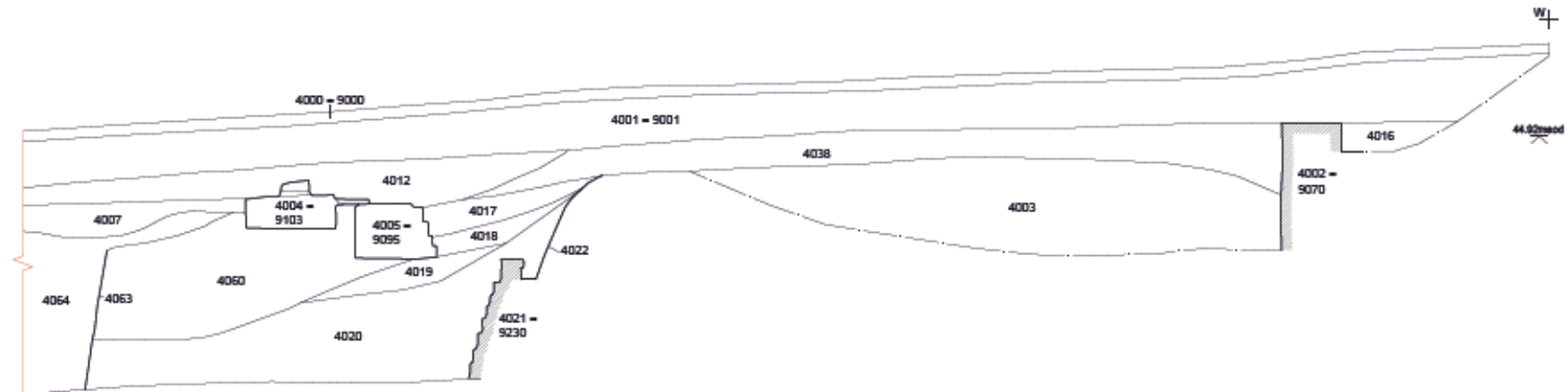
Date:	May 2011	Revision Number:	1.0
Scale:	n/a	Illustrator:	CB
Path:	Y:\Projects\76941_Trinity_Walk_Groundworks\Drawing_Office		

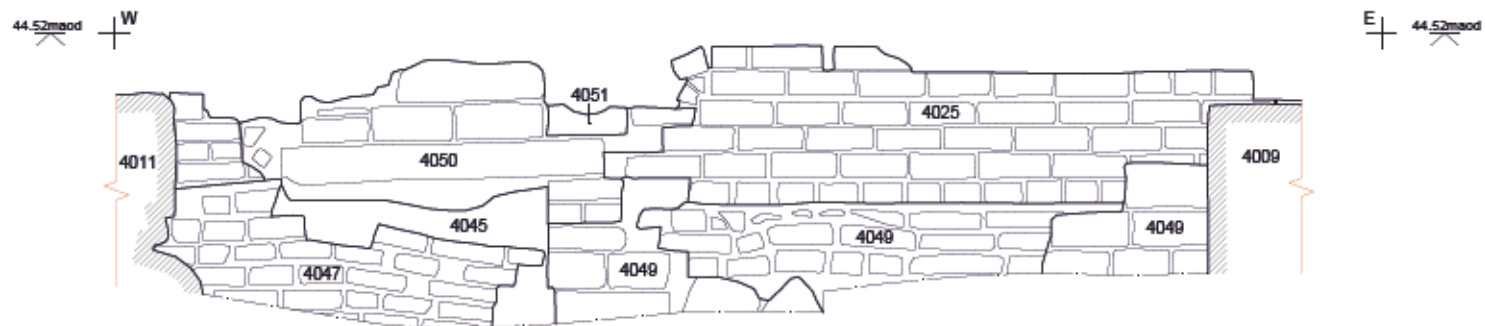
E

44.02m

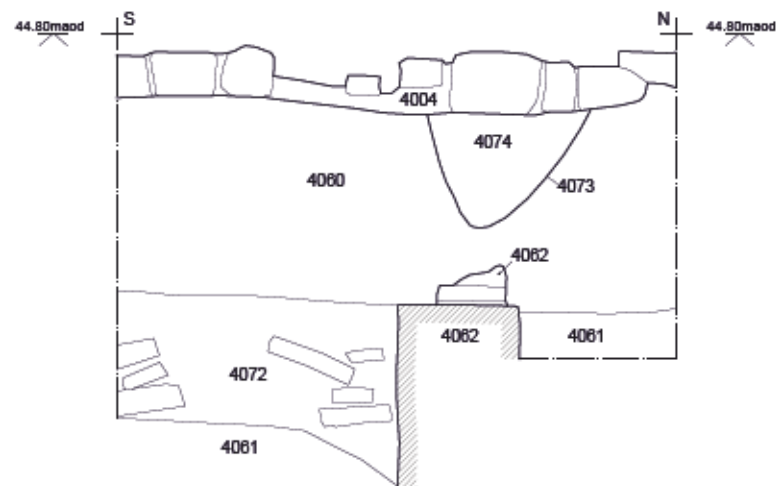


W

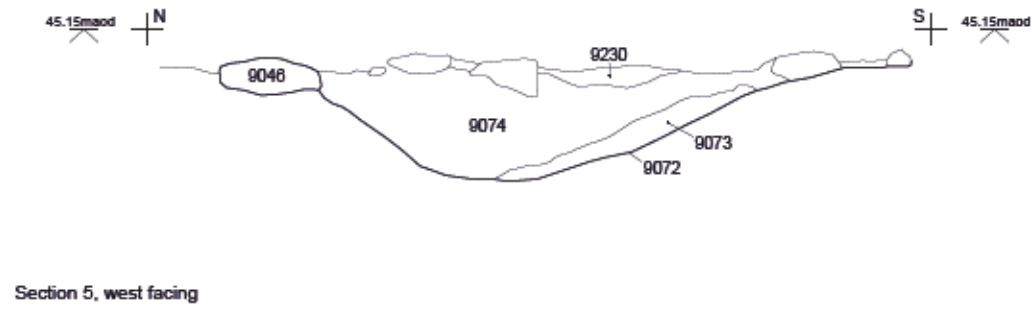
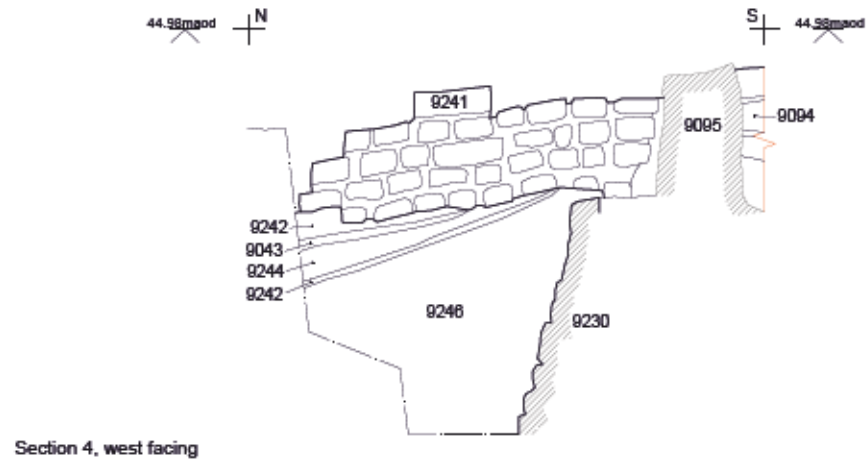




Section 2, south facing



Section 3, east facing



This material is for client report only © Wessex Archaeology. No unauthorised reproduction.

Date:	April 2004	Revision Number:	1.0
Scale:	1:25 @ A4	Illustrator:	CB
Path:	Y:\Projects\76941_Trinity_Walk_Groundworks\Drawing_Office		

Mitigation Area Sections 4 & 5

Figure 9




Plate 1: The Elizabethan Grammar School; undated engraving showing an ancillary building abutting the northern wall of the school building; looking south-west



Plate 2: Later 19th-century school extension (Building B/ Rooms B1 – B5); looking south-west

This material is for client report only © Wessex Archaeology. No unauthorised reproduction.

Date: March 2012

Revision Number: 0

Scale: N/A

Illustrator: L. Dawson

Path: S:\PROJECTS\76941 (Trinity Walk, Wakefield - Excavations)\Reports\Plates\Plates 1-2.cdr




Plate 3: The later 19th-century school extension (Building B/ Rooms B2 – B3 with external steps leading to the cellars; looking south-west



Plate 4: Ditch 9072=9189 and later features 9080 and 9083; looking west

This material is for client report only © Wessex Archaeology. No unauthorised reproduction.

Date: March 2012

Revision Number: 0

Scale: N/A

Illustrator: L. Dawson

Path: S:\PROJECTS\76941 (Trinity Walk, Wakefield - Excavations)\Reports\Plates\Plates 3-4.cdr



Plate 5: Wall 4047 constructed on natural bedrock; looking north-west



Plate 6: Wall 4062 running under wall 9029; looking north-east

This material is for client report only © Wessex Archaeology. No unauthorised reproduction.

Date: March 2012

Revision Number: 0

Scale: N/A

Illustrator: L. Dawson

Path: S:\PROJECTS\76941 (Trinity Walk, Wakefield - Excavations)\Reports\Plates\Plates 5-6.cdr



Plate 7: Structure 4021 overlaid by brick structure 9095; looking north-east



Plate 8: Hand-made brick walling 9208 truncated by wall 9045 and overlaid by sandstone wall 9107 and brick wall 9033; looking north-east

This material is for client report only © Wessex Archaeology. No unauthorised reproduction.

Date: March 2012

Revision Number: 0

Scale: N/A

Illustrator: L. Dawson

Path: S:\PROJECTS\76941 (Trinity Walk, Wakefield - Excavations)\Reports\Plates\Plates 7-8.cdr



Plate 9: The south-western corner of Building B showing post-medieval sandstone wall 9034=9038 truncated by 19th-century walls 9033 and 9029. Structure 9095 truncated sandstone wall 9094; looking east



Plate 10: Sandstone flooring 9040 laid down between walls 9038, 9076 and 9049; looking south

This material is for client report only © Wessex Archaeology. No unauthorised reproduction.

Date: March 2012

Revision Number: 0

Scale: N/A

Illustrator: L. Dawson

Path: S:\PROJECTS\76941 (Trinity Walk, Wakefield - Excavations)\Reports\Plates\Plates 9-10.cdr



Plate 11: Post-medieval walling 4032, 4046 and 4030 abutted by 19th-century brick wall 4025; looking north-west



Plate 12: Sandstone blocks 4050 and slab 4051 laid on remains of walls 4047 and 4049, abutting wall 4048 to the west and 4025 to the east; looking north-east

This material is for client report only © Wessex Archaeology. No unauthorised reproduction.

Date: March 2012

Revision Number: 0

Scale: N/A

Illustrator: L. Dawson

Path: S:\PROJECTS\76941 (Trinity Walk, Wakefield - Excavations)\Reports\Plates\Plates 11-12.cdr



Plate 13: Brick and sandstone staircase 9264 abutting walls 9058 and 9061=9265=9066 in Cellar 3 (9263) (Building C); looking north-west



Plate 14: Staircase 9205 in Cellar 2 (9195) (Building C), and iron pipe 9065; looking north-east

This material is for client report only © Wessex Archaeology. No unauthorised reproduction.

Date: March 2012

Revision Number: 0

Scale: N/A

Illustrator: L. Dawson

Path: S:\PROJECTS\76941 (Trinity Walk, Wakefield - Excavations)\Reports\Plates\Plates 13-14.cdr



Plate 15: Beer flagons (9206) found in situ in a storage area under staircase 9205 in Cellar 2 (9195) (Building C); looking south-west



Plate 16: Brick superstructure of well 9136 with a wooden beam found in situ; looking vertical

This material is for client report only © Wessex Archaeology. No unauthorised reproduction.

Date: March 2012

Revision Number: 0

Scale: N/A

Illustrator: L. Dawson

Path: S:\PROJECTS\76941 (Trinity Walk, Wakefield - Excavations)\Reports\Plates\Plates 15-16.cdr



Plate 17: Details of construction of well 9136, including a step hole



Plate 18: Brick drain 9307 connected with well 9136; looking south-west

This material is for client report only © Wessex Archaeology. No unauthorised reproduction.

Date: March 2012

Revision Number: 0

Scale: N/A

Illustrator: L. Dawson

Path: S:\PROJECTS\76941 (Trinity Walk, Wakefield - Excavations)\Reports\Plates\Plates 17-18.cdr



Plate 19: Brick footing of the annex (Room B2) comprising walls 9005, 9008, 9007 and 9006; looking south-west



Plate 20: Structure 9095 abutting wall 9029 of Room B5; looking north-east

This material is for client report only © Wessex Archaeology. No unauthorised reproduction.

Date: March 2012

Revision Number: 0

Scale: N/A

Illustrator: L. Dawson

Path: S:\PROJECTS\76941 (Trinity Walk, Wakefield - Excavations)\Reports\Plates\Plates 19-20.cdr



Plate 21: Demolition deposit 4012, hard core 4001 and tarmac 4000 of the car park; looking south



Plate 22: Transfer printed whiteware vessel depicting a football match, from context 9137

This material is for client report only © Wessex Archaeology. No unauthorised reproduction.

Date: March 2012

Revision Number: 0

Scale: N/A

Illustrator: L. Dawson

Path: S:\PROJECTS\76941 (Trinity Walk, Wakefield - Excavations)\Reports\Plates\Plates 21-22.cdr



Plate 23: Christmas mug, from context 9137



Plate 24: Transfer printed mark and impressed mark (classical jug), from context 4007

This material is for client report only © Wessex Archaeology. No unauthorised reproduction.

Date: March 2012

Revision Number: 0

Scale: N/A

Illustrator: L. Dawson

Path: S:\PROJECTS\76941 (Trinity Walk, Wakefield - Excavations)\Reports\Plates\Plates 23-24.cdr



Plate 25: Transfer printed maker's mark, from context 9104



Plate 26: Transfer printed maker's mark, from context 9104

This material is for client report only © Wessex Archaeology. No unauthorised reproduction.

Date: March 2012

Revision Number: 0

Scale: N/A

Illustrator: L. Dawson

Path: S:\PROJECTS\76941 (Trinity Walk, Wakefield - Excavations)\Reports\Plates\Plates 25-26.cdr



Plate 27: Unglazed earthenware planter or flower tray, from context 9104



Plate 28: Bone button recovered from deposit 9126

This material is for client report only © Wessex Archaeology. No unauthorised reproduction.



Plate 33: Embossed logo of F. Lindsay. (9066a), scale 1:2

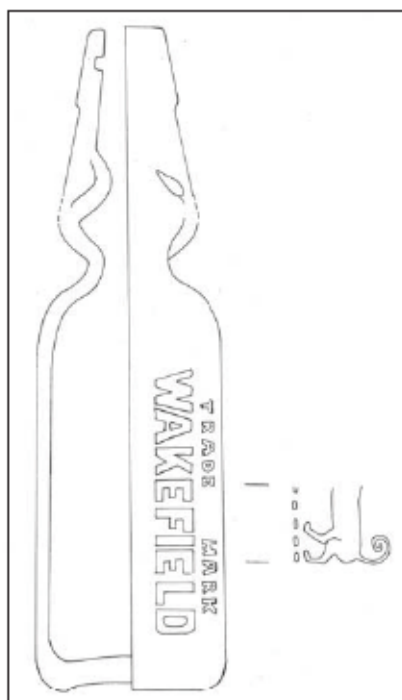


Plate 34: Codd style bottle of E.P. Shaw & Co. Ltd

This material is for client report only © Wessex Archaeology. No unauthorised reproduction.

Date:	March 2012	Revision Number:	1.0
Scale:	N/A	Illustrator:	CB
Path:	Y:\Projects\76941_Trinity_Walk_Groundworks\Plates		

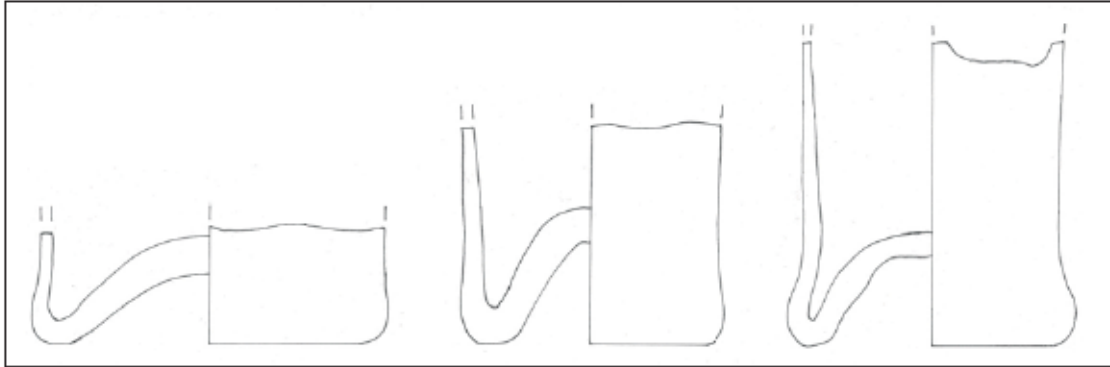


Plate 29: 18th century wine bottle bases (4007d, 4007c, 9228a)



Plate 30: "Buckfast Tonic Wine" bottle (9066e)

This material is for client report only © Wessex Archaeology. No unauthorised reproduction.

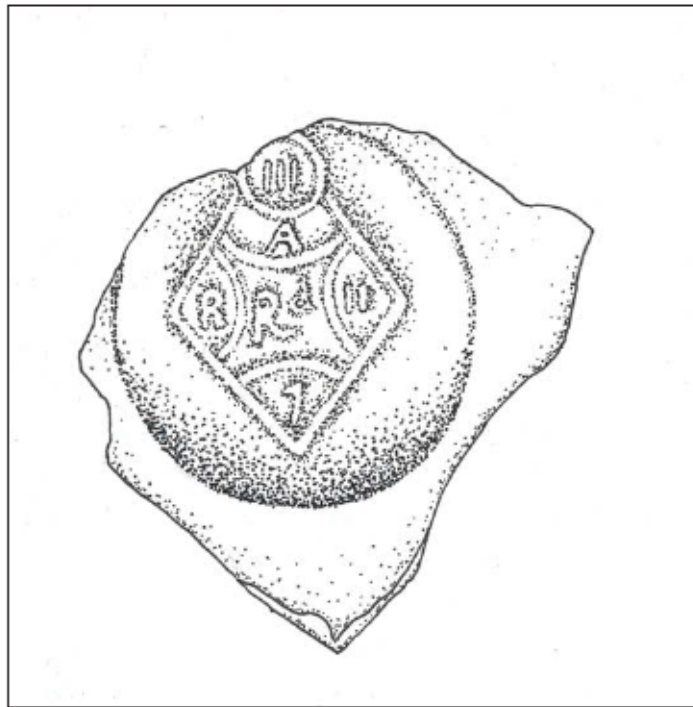


Plate 31: . Registration "Diamond" Mark (9047a, 9126d and 9104t), scale 1:1



Plate 32: Codd style bottle of F. Lindsay, Wakefield, scale 1:2

This material is for client report only © Wessex Archaeology. No unauthorised reproduction.

Date: March 2012

Revision Number: 1.0

Scale: N/A

Illustrator: CB

Path: Y:\Projects\76941_Trinity_Walk_Groundworks\Plates

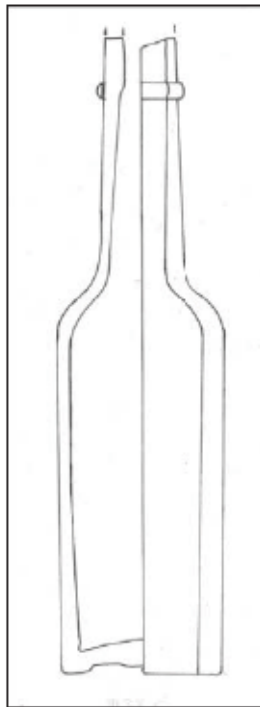


Plate 35: Oil or sauce bottle (9137c), scale 1:2

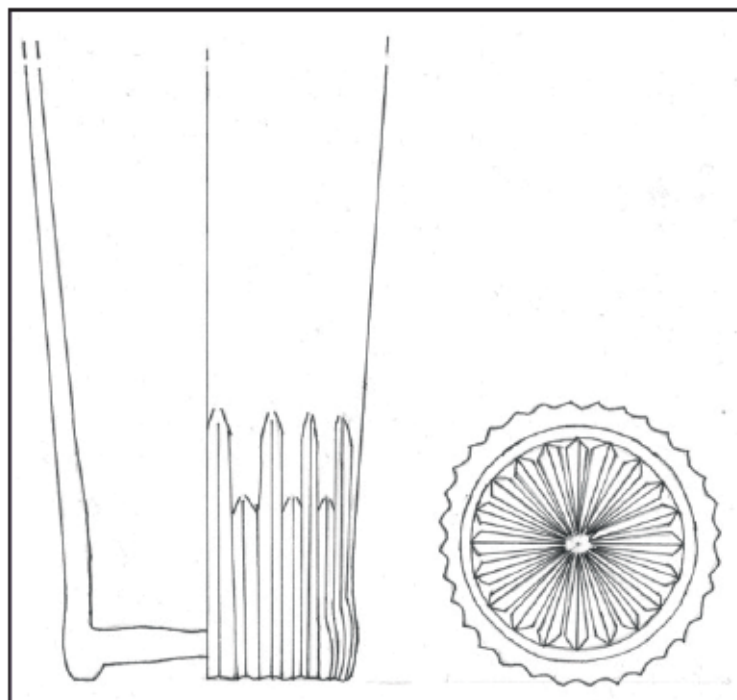


Plate 36: . Moulded lead-glass beaker (9137i), scale 1:2

This material is for client report only © Wessex Archaeology. No unauthorised reproduction.

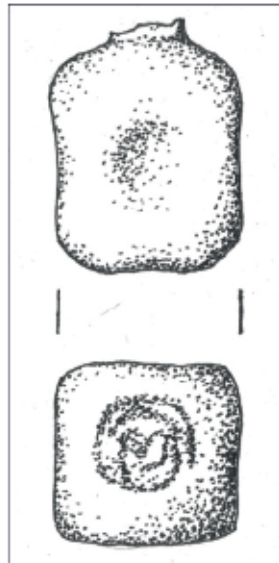


Plate 37: Miniature bottle (9229 Sf16) , scale 1:1

This material is for client report only © Wessex Archaeology. No unauthorised reproduction.

Date: March 2012 Revision Number: 1.0

Scale: N/A Illustrator: CB

Path: Y:\Projects\76941_Trinity_Walk_Groundworks\Plates



WESSEX ARCHAEOLOGY LIMITED.

Registered Head Office: Portway House, Old Sarum Park, Salisbury, Wiltshire SP4 6EB.

Tel: 01722 326867 Fax: 01722 337562 info@wessexarch.co.uk

With regional offices in Maidstone and Sheffield

For more information visit www.wessexarch.co.uk



Registered Charity No. 287786. A company with limited liability registered in England No. 1712772.