EUSTON RAILINGS - 06/12/17 - DS.

Sketch showing typical section of railing and stone base, EXCLUDING rear bracket. - IE FRONT ELEVN.



EUSTON RAILINGS - 06/12/17 - DS - DETAILS SEE PREVIOUS SHEET (A)

1:1 SCALE

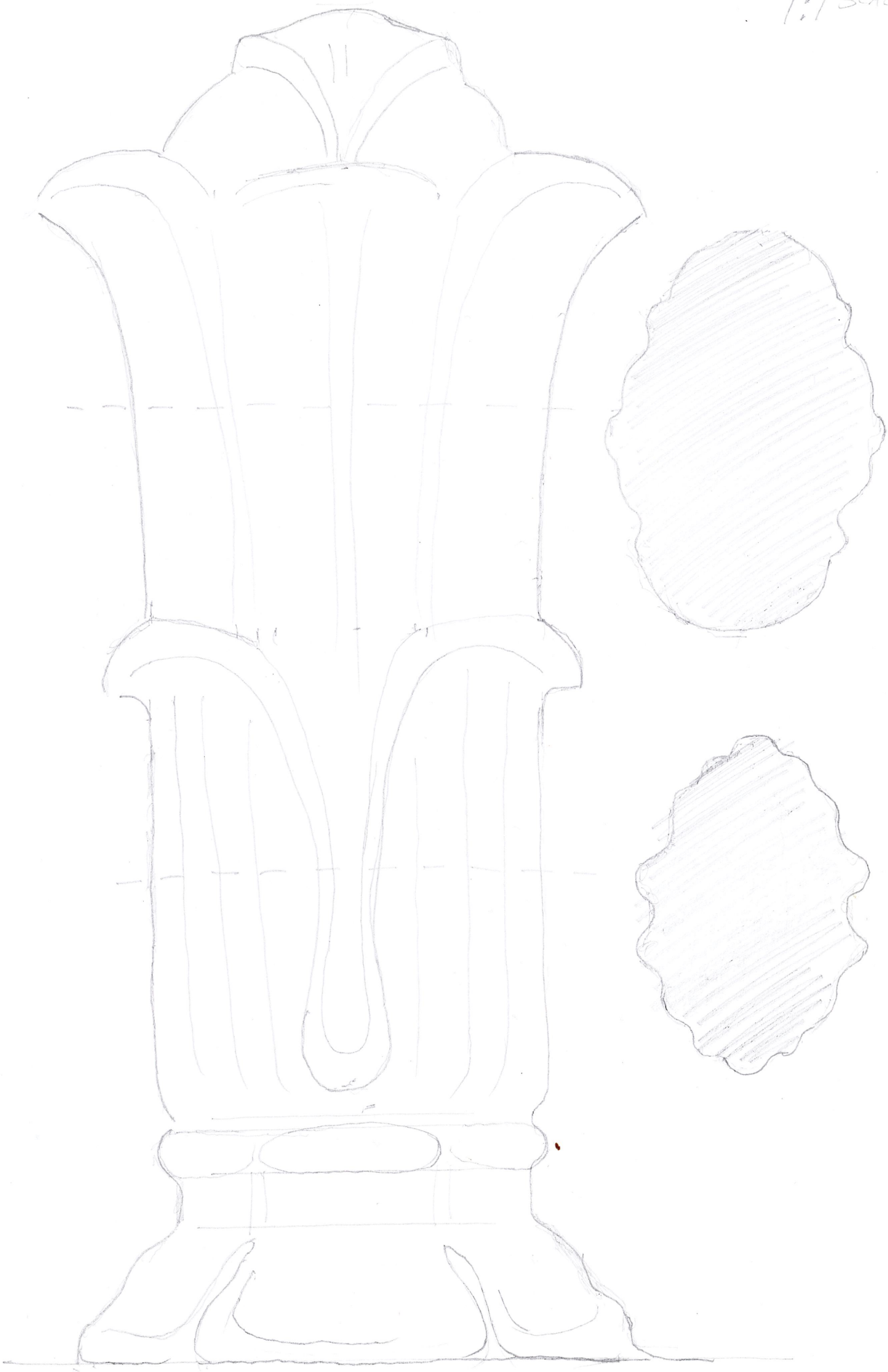

FUSTON RAILINGS 6/12/17 - DS DETAIL - (B)

1:1 SCALE

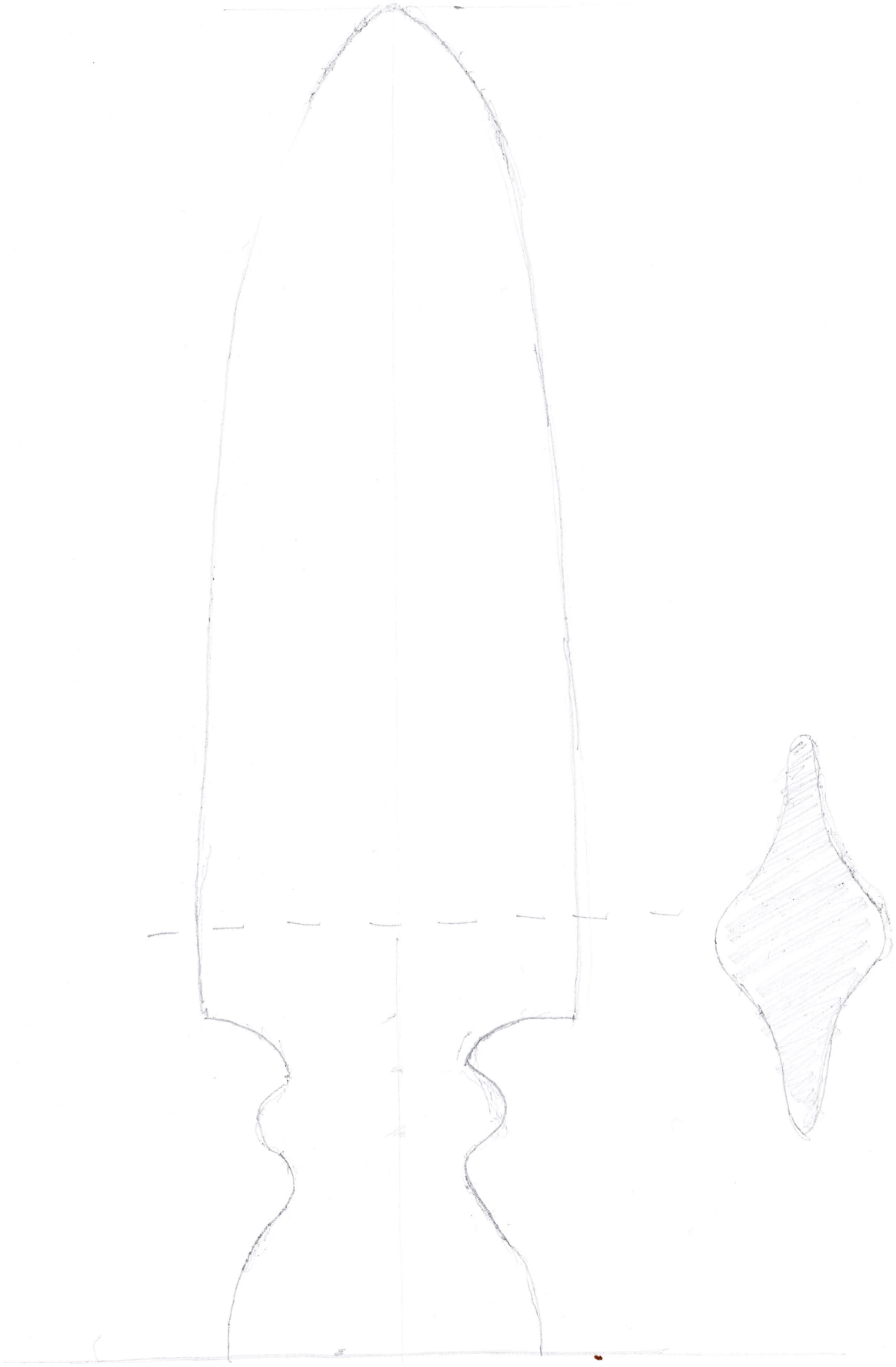

EUSTON RAILINGS - DETAILS - 06/02/17 - (C)

(B)



(D)

(E)



(F)



Mathew Flinders Statue (DS) 10/01/18.

"In commemoration of Captain Mathew Flinders RN. 1774 - 1814 who named Australia and charted its 'unknown coast' with the help of Bongaree and the crew of HMS sloop Investigator Unveiled by HRH the duke of Cambridge in July 2014.

SOUTH AUSTRALIA

Sheet 2

Trim his close companion.

Robert Stephenson (Statue)

Born

October 16th 1803

Died

October 12th 1859.

- Standing figure.
- Pink Granite base
- Bronze(?) Statue
- Frock coat, scroll

PS 10/01/18 Sheet 1

Pistator by EDUARDO PAOLOZZI
Assisted by RAY WATSON
Cast by Robert Taylor + Co (Ironfounders Ltd)
Commissioned by
British Railways Board
Fluor (Great Britain) Ltd
Sir Robert McAlpine + Sons Ltd
Norwich Union Insurance Group
Pension Fund Securities

Presented to the Nation through the Arts Council of Great Britain 1981.

Four Time Benches By PAUL DE MONCHAUX
1990

Commissioned for the Gateshead Garden Festival by the British Rail community unit through the public art development trust.
Installed at Euston in 1993.

4 benches running WEST - EAST

① at east end - no text
② - BLEDCWATER SLATE CUMBRIA
ORDOVICIAN 450 MILLION YEARS
③ STEESS SANDSTONE CUMBRIA
TRIASSIC 250 MILLION YEARS
④ MERCIVAL GRANITE DEVON.
CARBONIFEROUS 300 MILLION YEARS.

EUSTON RAILINGS. 07/02/18 DS.

- notes on Breaks, fixings to Lodges, etc.

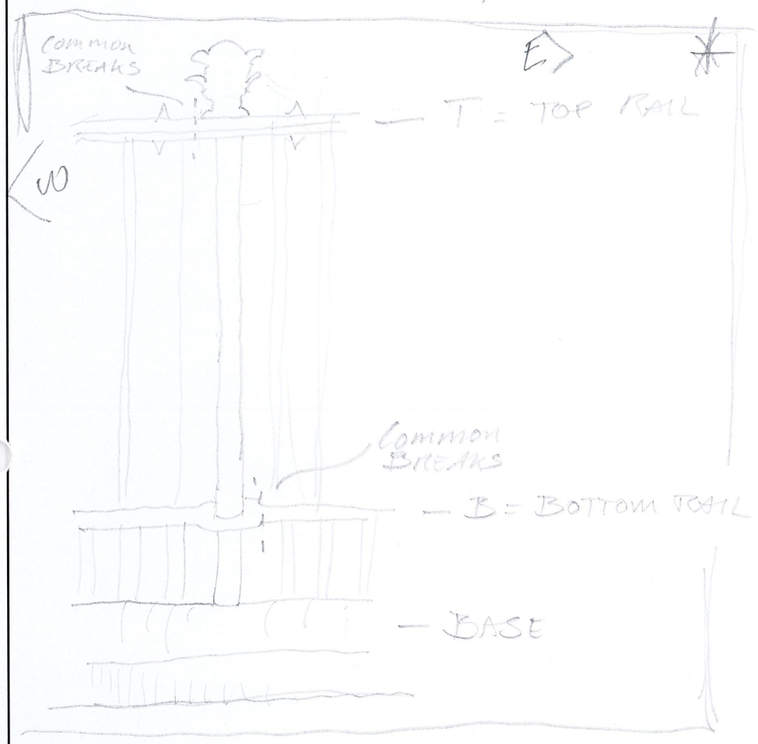

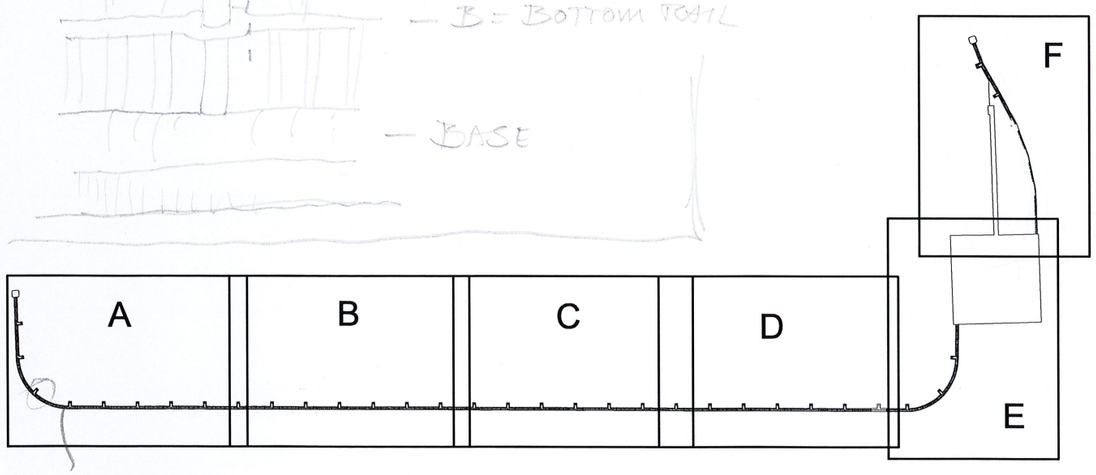

length of curved panel?

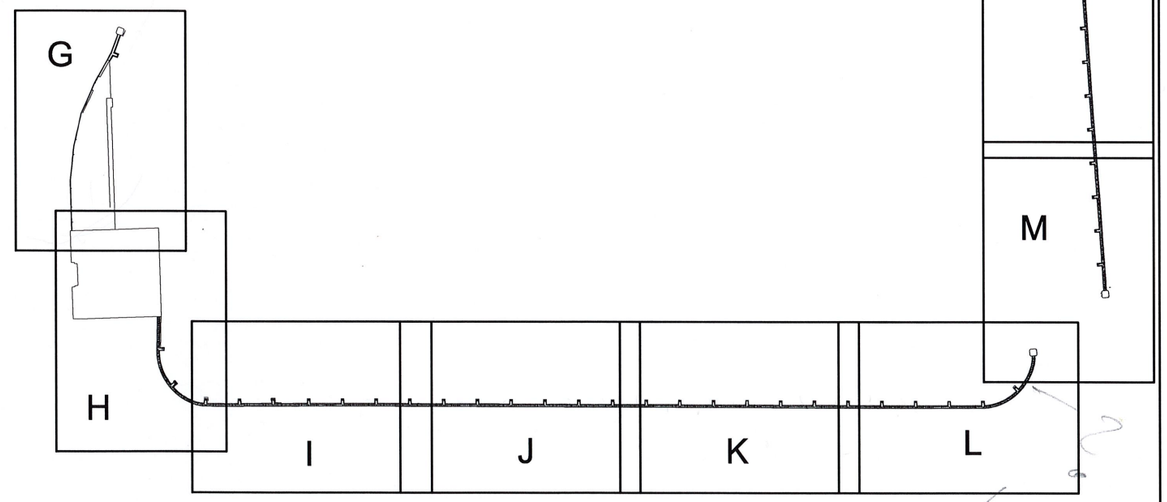

length

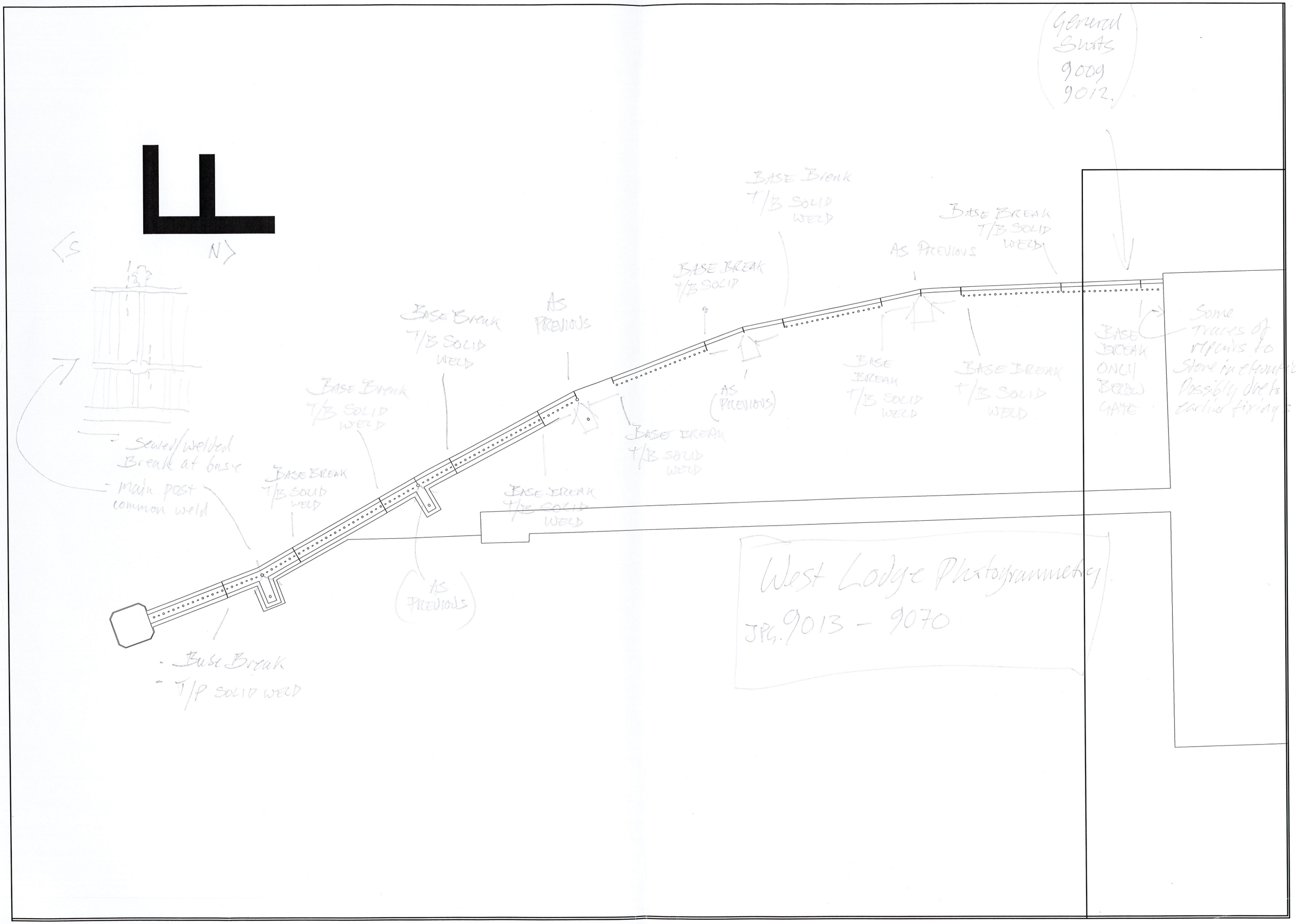
General Shots 9009 9012.
<S
N>
Base Break T/B Solid Weld
As Previous
Base Break T/B Solid Weld
Base Break T/B Solid Weld
As Previous
Base Break T/B Solid Weld
As Previous
Base Break T/B Solid Weld
Base Break T/B Solid Weld
Base Break T/B Solid Weld
Base Break ONCH Below Gate
Some traces of repairs to stone in elevation Possibly due to earlier fixings.
- Sewed/welded Break at base
- Main post common weld
Base Break T/B Solid Weld
Base Break T/B Solid Weld
As Previous
- Base Break
- T/B Solid Weld
West Lodge Photogrammetry
JPG. 9013 - 9070

- BASE BELOW GATE. Approx 13 RODS CUT
- No Clear evidence of earlier fixing to Lodge on N/W corner.
- No Clear evidence of fixing (earlier) to lodge on S/E corner.
- S/E corner, General Shots [JPGS. 8927 - 8931]
- N/W Corner, General Shots [JPGS. 8932 - 8935]
- EAST LODGE PHOTOGRAMMETRY [JPGS 8936 - 9006



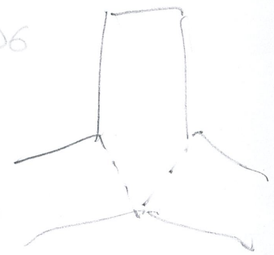

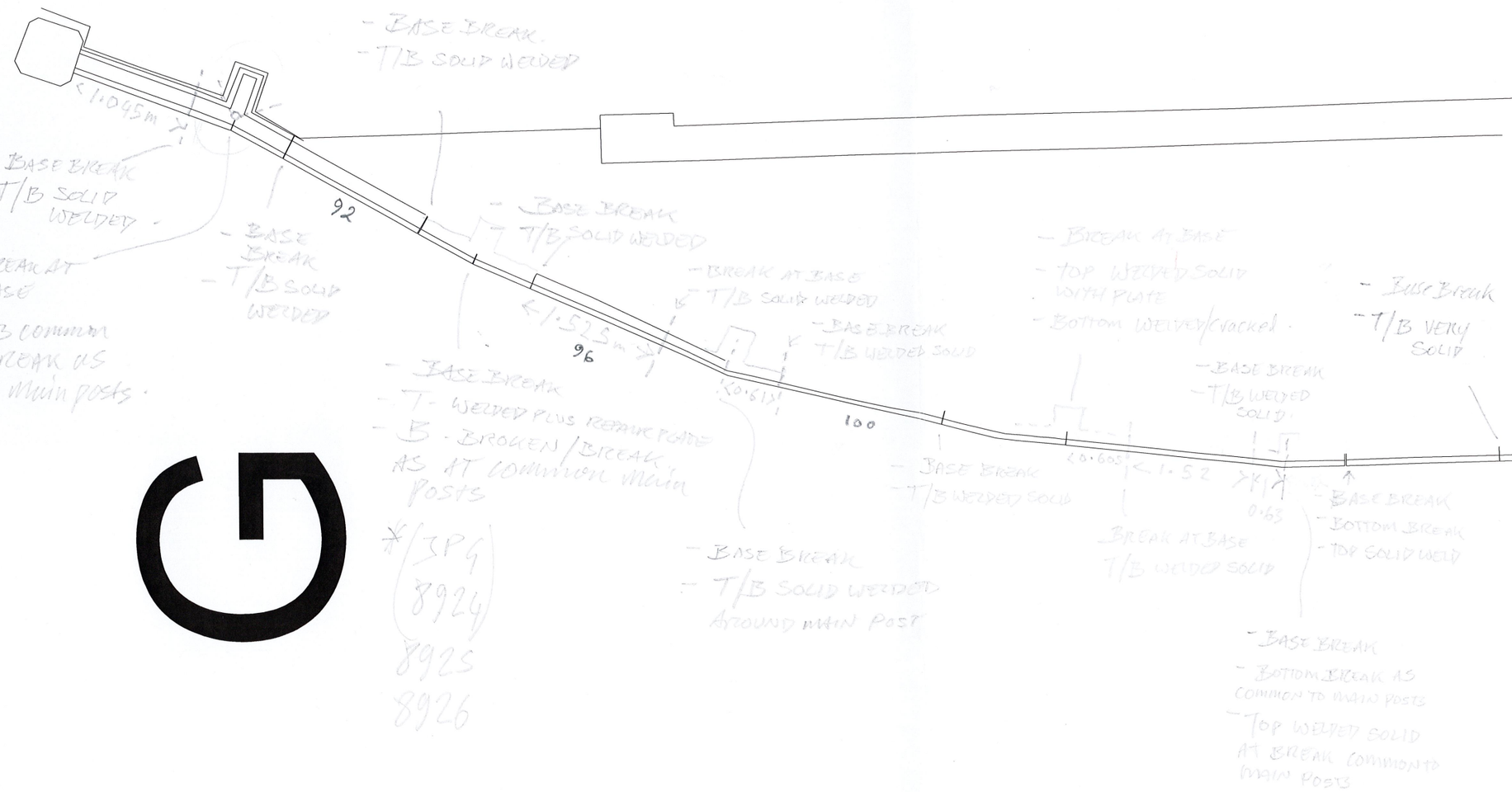

*(JPG 8924) 8925 8926

25
25
BASE, TOP, BOTTOM
WELDED - REPAIR. (JPG
8917)
BREAK AT BASE
- TOP/BOTTOM - WELDED
BREAK AT BASE
T/B WELDED.
BASE
BREAK
T/B
WELDED
SOLID.
BREAK
AT BASE
- T/B WELDED.


BASE TOP BOTTOM WELDED SOLID.
BREAK AT BASE
BREAK AT BASE
BREAK AT BASE


<W
E>
T
TOP
WELDED BREAKS
WELDED BREAKS
B
BOTTOM
BASE
BREAK AT BASE - TOP & BOTTOM SOLID WELDED
BASE BREAK T/B WELDED SOLID.
BASE BREAK - T/B BREAK (cracked weld).
BASE BREAK T/B WELDED SOLID.
BASE BREAK - T/B WELDED CRACKED
BREAK AT BASE - T/B RAIL WELDED SOLID
BREAK AT BASE - BOTTOM/TOP WELDED + CRACKED BREAK
BASE BREAK - BOTTOM/TOP RAILS SOLID.
BREAK AT BASE - BOTTOM RAIL CRACKED BROKEN. - TOP RAIL WELDED SOLID
BREAK AT BASE - TOP/BOTTOM RAILS WELDED SOLID.
BASE BREAK - TOP/BOTTOM RAILS WELDED SOLID.
BREAK AT BASE - BOTTOM RAIL CRACKED WELD - TOP SOLID WELDED
BREAK AT BASE. TOP/BOTTOM RAILS WELDED SOLID.
BREAK IN ALL 3 TOP + BOTTOM RAILS CRACKED
RAILS WELD

J

BASE BREAK
TOP + BOTTOM
WELDED SOLID

Possible Break/Crack
IN TOP RAIL

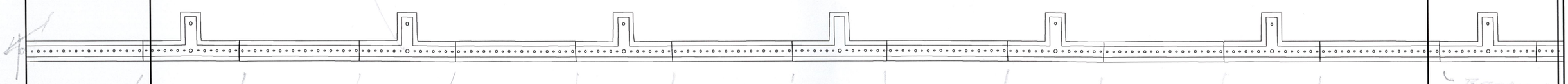

- BASE BREAK
- BOTTOM CRACKED
WELDED
- TOP SOLID WELDED

BREAK
IN ALL 3

BREAK
IN ALL
3,

BREAK AT
BASE
TOP + BOTTOM
SOLID/WELDED

- BASE
BREAK
- BOTTOM
CRACKED
WELDED
- TOP SOLID
WELDED

BREAK AT
BASE.
TOP AND
BOTTOM
WELDED
SOLID

BASE
BREAK
- BOTTOM
CRACKED
WELD.
- TOP SOLID
WELD.

BASE
BREAK
TOP AND
BOTTOM
WELDED.

BASE
BREAK
TOP AND
BOTTOM
RAILS
WELDED.

BASE BREAK
BOTTOM
BREAK (WELD?)
TOP WELDED

BREAK
AT BASE
CRACKED
WELD AT
BOTTOM RAIL
TOP RAIL
WELDED SOLID.

BREAK AT
BASE.
BOTTOM + TOP
WELDED.

BREAK AT
BASE, BOTTOM
and top rails
welded

K

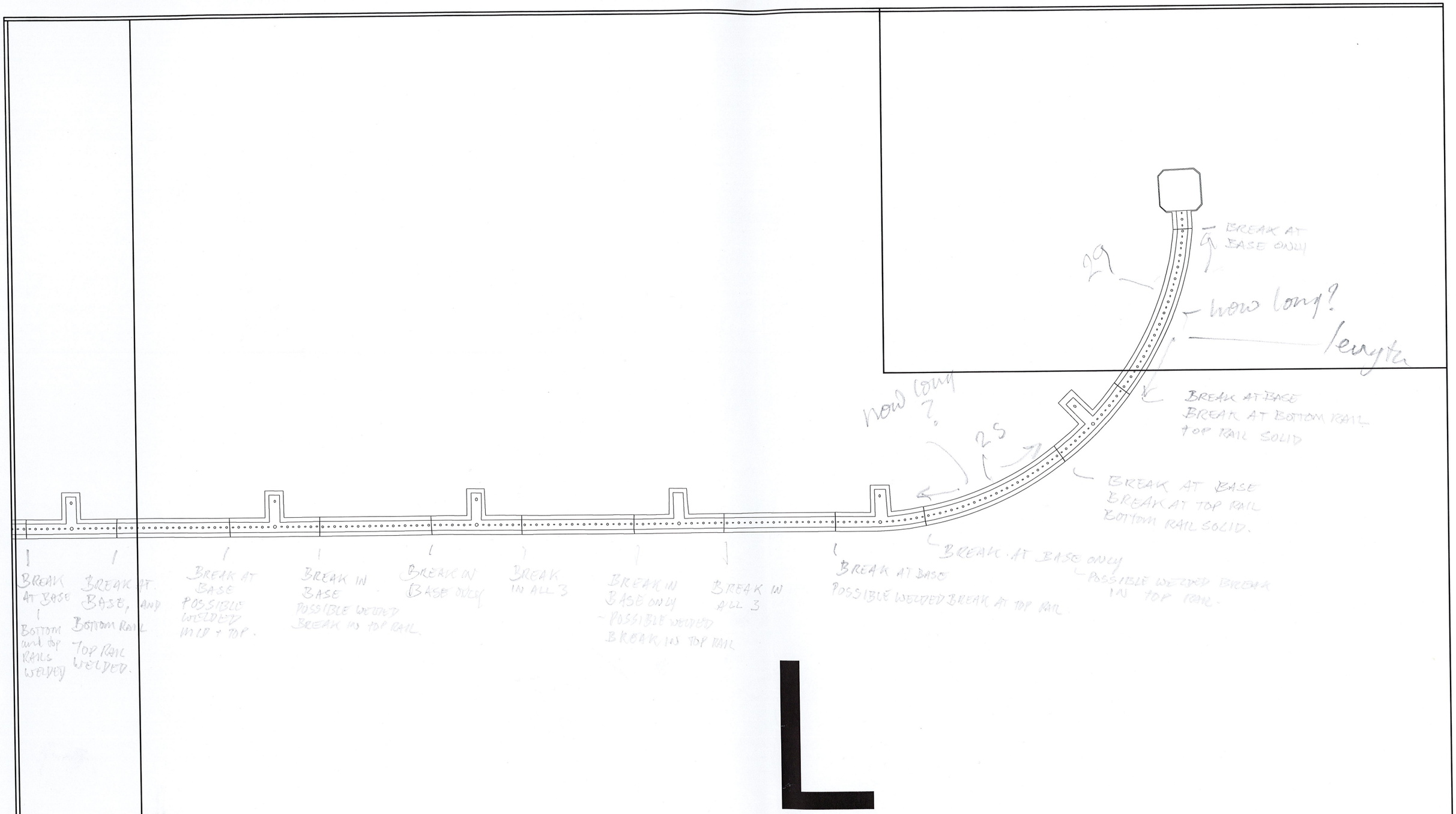
BREAK AT BASE ONLY
29
how long?
length
BREAK AT BASE
BREAK AT BOTTOM RAIL
TOP RAIL SOLID
how long ?
25
BREAK AT BASE
BREAK AT TOP RAIL
BOTTOM RAIL SOLID.
BREAK AT BASE ONLY
POSSIBLE WELDED BREAK IN TOP RAIL.
BREAK AT BASE
POSSIBLE WELDED BREAK AT TOP RAIL
BREAK AT BASE
BOTTOM and TOP RAILS WELDED
BREAK AT BASE, AND
BOTTOM RAIL
TOP RAIL WELDED.
BREAK AT BASE
POSSIBLE WELDED IN LB + TOP.
BREAK IN BASE
POSSIBLE WELDED BREAK IN TOP RAIL.
BREAK IN BASE ONLY
BREAK IN ALL 3
BREAK IN BASE ONLY
POSSIBLE WELDED BREAK IN TOP RAIL
BREAK IN ALL 3

L

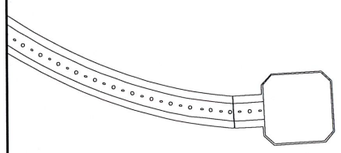

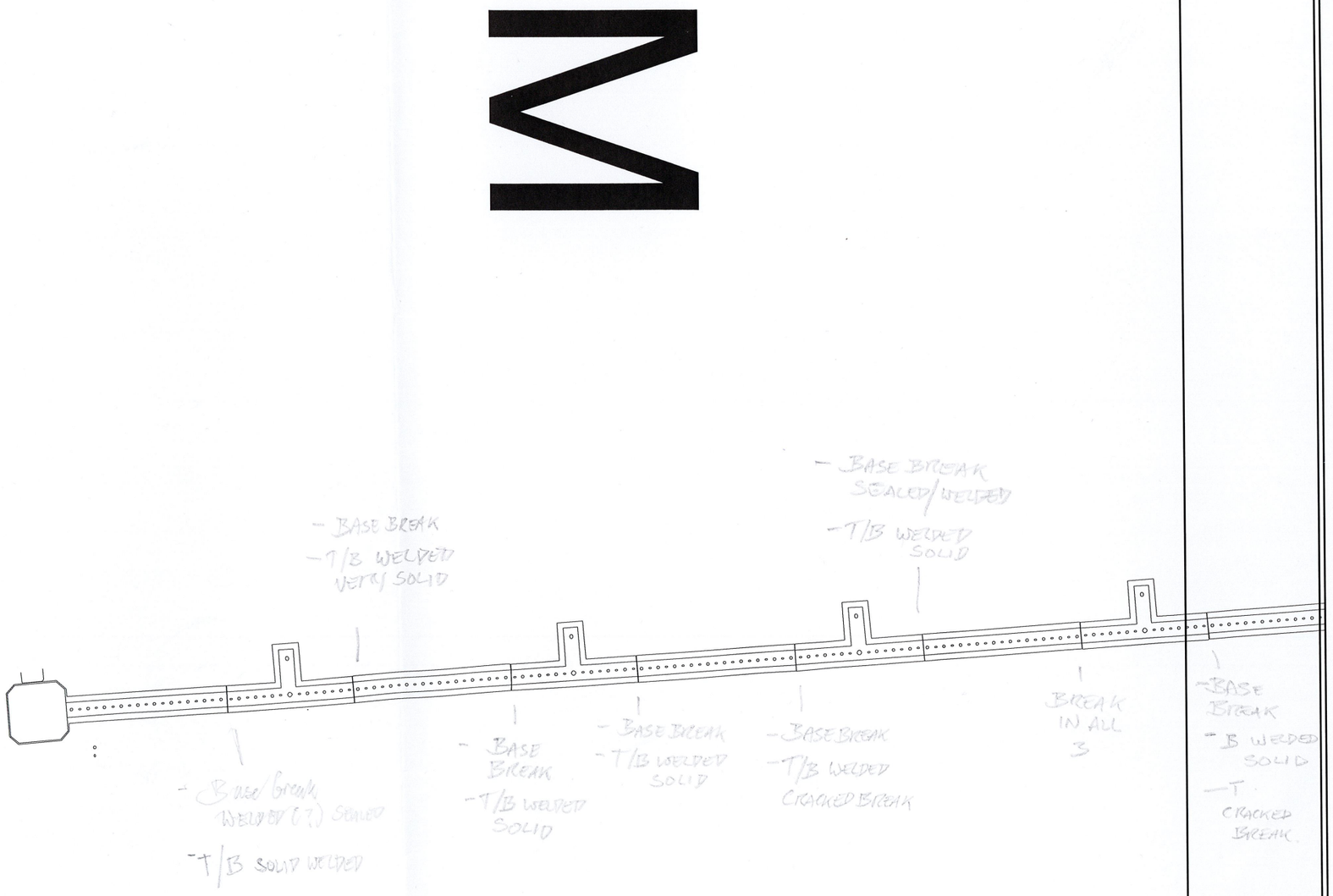
- BASE BREAK
- T/B WELDED VERY SOLID
- BASE BREAK SEALED/WELDED
- T/B WELDED SOLID
- B see break WELDED (?) SEALED
- T/B SOLID WELDED
- BASE BREAK
- T/B WELDED SOLID
- BASE BREAK
- T/B WELDED SOLID
- BASE BREAK
- T/B WELDED CRACKED BREAK
BREAK IN ALL 3
- BASE BREAK
- B WELDED SOLID
- T CRACKED BREAK

Z

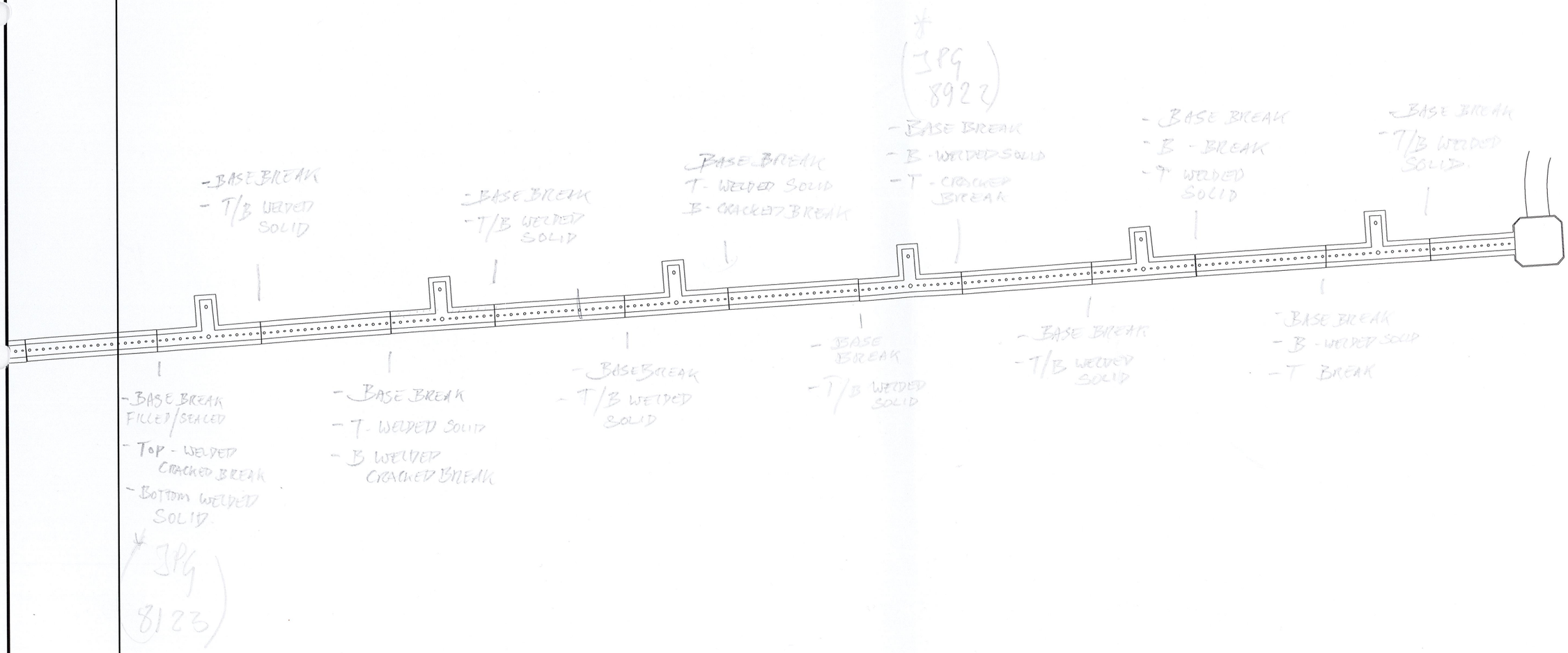
- BASE BREAK
FILLED/SEALED
- TOP - WELDED
CRACKED BREAK
- BOTTOM WELDED
SOLID.
* JPG
8123
- BASE BREAK
- T/B WELDED
SOLID
- BASE BREAK
- T - WELDED SOLID
- B WELDED
CRACKED BREAK
- BASE BREAK
- T/B WELDED
SOLID
BASE BREAK
T - WELDED SOLID
B - CRACKED BREAK
- BASE BREAK
- T/B WELDED
SOLID
* JPG
8922
- BASE BREAK
- B - WELDED SOLID
- T - CRACKED
BREAK
- BASE BREAK
- T/B WELDED
SOLID
- BASE BREAK
- B - BREAK
- T WELDED
SOLID
- BASE BREAK
- B - WELDED SOLID
- T BREAK
- BASE BREAK
- T/B WELDED
SOLID.

EUSTON SQ
W/01.

A



B

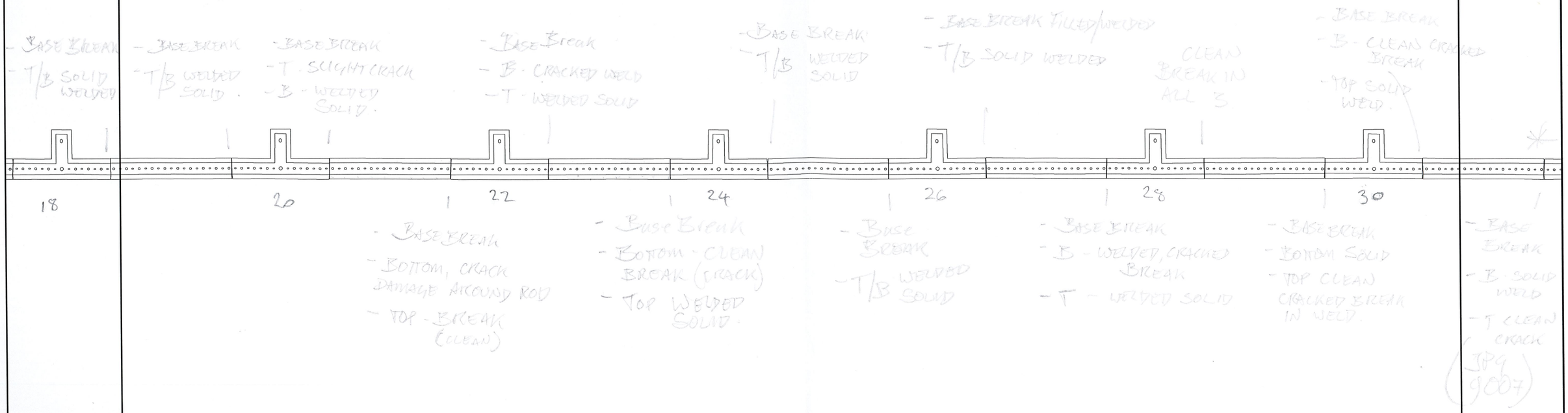
- BASE BREAK
- T/B SOLID WELDED
- BASE BREAK
- T/B WELDED SOLID.
- BASE BREAK
- T - SLIGHT CRACK
- B - WELDED SOLID.
- BASE BREAK
- B - CRACKED WELD
- T - WELDED SOLID
- BASE BREAK
- T/B WELDED SOLID
- BASE BREAK FILLED/WELDED
- T/B SOLID WELDED
CLEAN BREAK IN ALL 3
- BASE BREAK
- B - CLEAN CRACKED BREAK
- TOP SOLID WELD.
18
20
22
24
26
28
30
- BASE BREAK
- BOTTOM, CRACK DAMAGE AROUND ROD
- TOP - BREAK (CLEAN)
- BASE BREAK
- BOTTOM - CLEAN BREAK (CRACK)
- TOP WELDED SOLID.
- BASE BREAK
- T/B WELDED SOLID
- BASE BREAK
- B - WELDED, CRACKED BREAK
- T - WELDED SOLID
- BASE BREAK
- BOTTOM SOLID
- TOP CLEAN CRACKED BREAK IN WELD.
- BASE BREAK
- B - SOLID WELD
- T CLEAN CRACK
(JBG 9007)

C

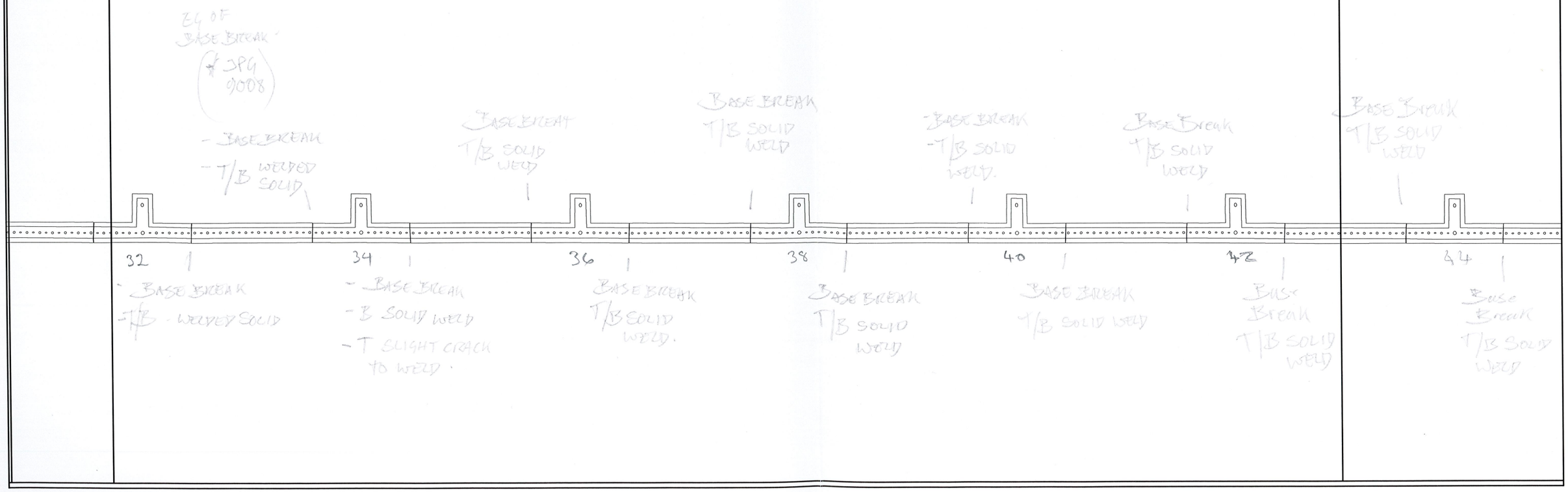
EG OF BASE BREAK
(# JPG 9008)
- BASE BREAK
- T/B WELDED SOLID
BASE BREAK
T/B SOLID WELD
BASE BREAK
T/B SOLID WELD
BASE BREAK
- T/B SOLID WELD.
BASE BREAK
T/B SOLID WELD
BASE BREAK
T/B SOLID WELD
32
- BASE BREAK
- T/B - WELDED SOLID
34
- BASE BREAK
- B SOLID WELD
- T SLIGHT CRACK TO WELD.
36
BASE BREAK
T/B SOLID WELD.
38
BASE BREAK
T/B SOLID WELD
40
BASE BREAK
T/B SOLID WELD
42
BASE BREAK
T/B SOLID WELD
44
BASE BREAK
T/B SOLID WELD

D

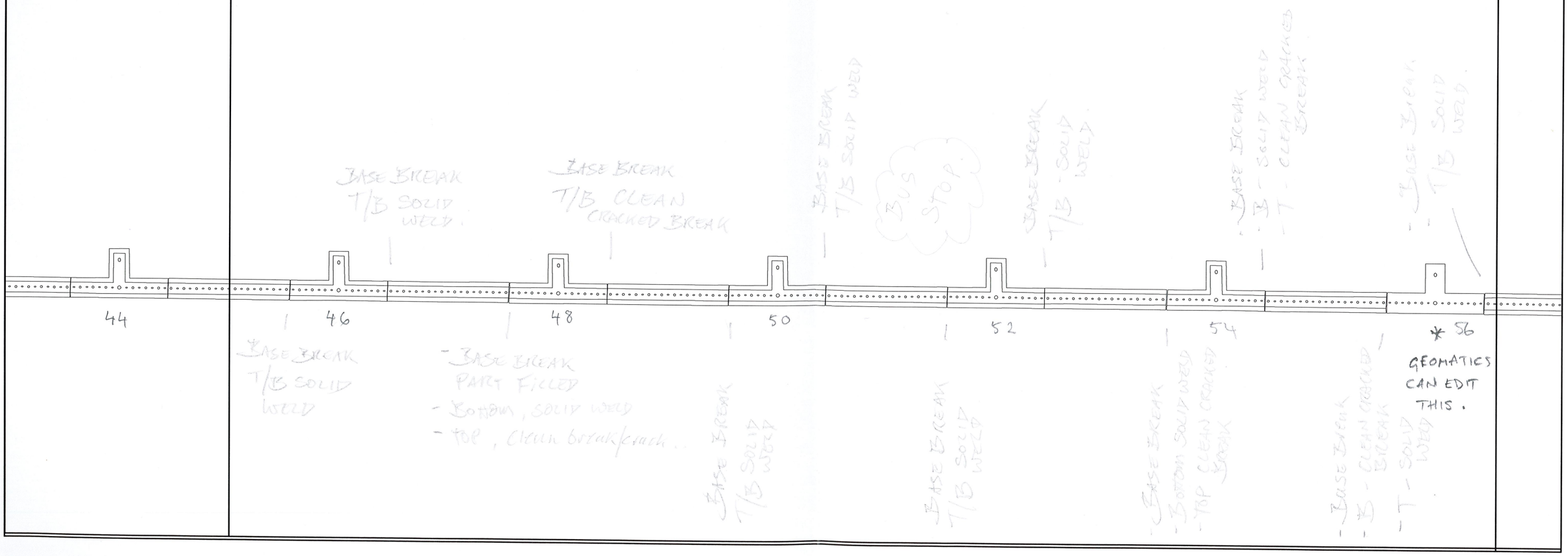
BASE BREAK
T/B SOLID WELD.
BASE BREAK
T/B CLEAN CRACKED BREAK
BASE BREAK
T/B SOLID WELD
BUS STOP.
BASE BREAK
T/B - SOLID WELD
BASE BREAK
- B - SOLID WELD
- T - CLEAN CRACKED BREAK
BASE BREAK
- B - SOLID WELD
- T - SOLID WELD
44
46
48
50
52
54
* 56
GEOMATICS CAN EDIT THIS.
BASE BREAK
T/B SOLID WELD
- BASE BREAK PART FILLED
- BOTTOM, SOLID WELD
- TOP, CLEAN break/crack.
BASE BREAK
T/B SOLID WELD
BASE BREAK
T/B SOLID WELD
BASE BREAK
- BOTTOM SOLID WELD
- TOP CLEAN CRACKED BREAK
BASE BREAK
- B - CLEAN CRACKED BREAK
- T - SOLID WELD

BASE BREAK
T/B CRACKED BREAK
- Base Break
- B/T CRACKED BREAK
BASE BREAK
T/B CLEAN CRACKED BREAK
CLEAN BREAK IN ALL 3
- BASE BREAK
- B SOLID WELD
- T - CLEAN CRACKED BREAK
BASE BREAK
- B CRACKED BREAK
- T - SOLID WELD
- BASE BREAK FILLED (cement)
- B SOLID WELD
- T SLIGHT CRACK