

**Azerbaijan National Academy of Sciences
Institute of Archaeology and Ethnography**

**COMPREHENSIVE SCIENTIFIC REPORT ON
Excavations in Faxrali medieval settlement at KP267.4
SCPX pipeline**

Prepared by:

ŞAMIL NADIR NƏCƏFOV

Institute of Archeology and Ethnography
leading scientific worker,
PhD in history

Baku-Azerbaijan

2018

1 SUMMARY

The report provides information with regards to the results of archaeological excavations in Faxrali medieval settlement discovered at SCPX pipeline KP 267.450 in Goranboy district. The material revealed was production and household structures, daily household plants and different types of artefacts. Based on the study of the occupation layer and analysis of the tangible materials found during the archaeological excavations it was determined that a rural type settlement existed in the archaeological area in the 9th to 12th centuries.

Contents

1	SUMMARY	1
2	INTRODUCTION.....	2
2.1	SITE DISCOVERY.....	2
2.2	BRIEF DESCRIPTION OF THE SITE.....	2
2.3	BACKGROUND OF EXCAVATIONS IN THE SITE.....	3
2.4	OVERALL DESCRIPTION OF OCCUPATION LAYERS	4
3	ARCHAEOLOGICAL FINDINGS	18
3.1	OVERVIEW OF THE ARCHAEOLOGICAL FINDINGS.....	18
3.2	GENERAL ANALYSIS OF THE FINDINGS FROM THE SITE	48
3.3	COLLECTION OF FINDINGS	48
3.4	PALEONTOLOGY, PALEOZOOLOGY AND PALEOBOTANIC REMAINS.....	49
3.5	PERIOD AND CHRONOLOGY	49
3.6	ARCHIVING AND ELECTRONIC DATABASING OF ARTEFACTS.....	50
4	DISCUSSION.....	50
4.1	INTERPRETATION OF FINDINGS FROM THE EXCAVATIONS.....	50
5	APPENDICES.....	52
5.1	REFERENCES	52
6	INVENTORY.....	53
6.1	ILLUSTRATIONS.....	83
6.2	PHOTOS.....	87

2 INTRODUCTION

2.1 SITE DISCOVERY

Faxrali medieval settlement located at KP 267.45 of the SCPX gas pipeline was registered in the first and the second phases of the project. Faxrali medieval settlement was identified during the BTC pipeline construction in 2004. Archaeological excavations in the medieval settlement were conducted in two phases, namely, in BTC oil pipeline corridor in 2004, and in SCP pipeline corridor in March 2005, resulting in discovery of rich archaeological materials. Archaeologists, therefore, were aware of the existence of the artefact [1]. The artefact territory is still normally used as a plough land and the evidence that prove the existence of the medieval settlement consist of ceramics can be seen on the surface of the ploughed field. Thus, in accordance with an agreement between Azerbaijan National Academy of Sciences (the Institute of Archaeology and Ethnography) and BP (SCPX) Faxrali medieval settlement was registered and included in the list of SCPX sites which were the subject of archaeological excavations. Faxrali medieval settlement was the first archaeological site excavated in SCPX pipeline corridor.

2.2 BRIEF DESCRIPTION OF THE SITE

Faxrali medieval settlement is located in the territory of Goranboy district, 400m North-East of the village, at 267.450-th km of SCPX gas pipeline, in the coordinates N 40045.164/ and E 046034.086/ (N-4514375.671; N-4514451.373; E-8632535.14; E-832412.414). Situated in a plain plough lands area of 250m length and 170m width along the gas pipeline route the artefact site represented by surface materials comprises broadly 4 hectares. The archaeological site is situated 187m above the sea level [2]. Geologically and topographically speaking the area of the archaeological site is a vast inclined plain (photo 1). The lay of the site is low inclined hilly plain (photo 2). The soft black-earth lands have been used for ploughing over many years.



Photo 1. The part of Faxrali medieval settlement in the SCPX pipeline corridor, looking west.

2.3 BACKGROUND OF EXCAVATIONS IN THE SITE

Continuous archaeological excavations in Faxrali medieval settlement have been carried out by the archaeological team of the Institute of Archaeology and Ethnography of the Azerbaijan National Academy of Sciences headed by leading researcher Shamil Najafov Ph. in history and assisted by leading researcher Vagif Asadov Ph.D. in history, leading researcher Anar Agalarzadeh Ph.D. in history, research officer Ahliman Abdurahmanov in the period from the 10-th of December 2013 through the 30-th of January 2014. BP (SCPX) expert archaeologist David Maynard and BP (SCPX) corporate representative for Cultural Heritage Site Construction (SCPX Cultural Heritage Site Construction Manager) Mahammed Novruzov participated at the excavation activities as surveyors.



Photo 2. Archaeological excavation units at an early stage of work, view to west.



Photo 3. Excavation process, view to east

2.4 OVERALL DESCRIPTION OF OCCUPATION LAYERS

It should be noted that only one medieval occupation layer ranges between 80-110cm was found in the course of archaeological excavations in Faxrali medieval settlement. Burials found within the base of occupation layer are than the medieval settlement. The corpses buried according to Christian traditions most probably are of the early Christian population in the area. The sequence of the archaeological excavations carried out in the medieval settlement are as follows:

Unit 1: N 40°45.160' E 046°34.091'

Depth=75 cm

This unit being the first unit of the excavation area is located in the south-east. Some singular roughly made medieval ceramics were found in the upper 10-20cm fertile black earth layer of the unit. The findings include almost no glazed pot sherds (plan 1).

There are occasional glazed ceramics among the materials found in 20-40cm depth of the unit. These are mostly green glazed sherds. There are some coal particles by the northern wall of the unit's said depth. These are scattered particles. There were thin walled fine pottery sherds among ceramics found in that depth.



Photo 4. Parts of the same earthenware pot.

A fireplace of diameter 50x60cm was found by the northern wall in the unit's at a 40-60cm depth. There was 5cm layer of burnt earth in the fireplace. The burnt earth was stretching up to the bottom of the unit's northern wall. Some coal particles were found 20cm to the centre from the unit's southern wall. These particles had been scattered. Lots of bird and animal bones also were found in the vicinity of the particles. These were mostly the bones which had been burnt to black and baked in the fireplace.

The final depth in the unit was 75 cm. The last earth layer at a depth of 60-75cm was solid and clay mixed. The fragments found in that level consisted of a few poor quality ceramics. Almost all of these fragments were of clay mixed content made at unstable temperatures.

Unit 2: Centre: N 40°45.164' E 046°34.086'

No excavation carried out.

Unit 3: Centre: N 40⁰45.164/ E 046⁰34.085/

No excavation carried out.

Unit 4: Coordinates: N 40⁰45.166/ E 046⁰34.083/

Depth=60 cm

Potsherds found in Unit 4's upper 0-40cm depth are mainly unglazed ceramics with fully scaled surfaces and baked at unstable temperatures. These ceramics have been found almost throughout the unit (plan 1).

Parts of a cooking pot body were found at a depth of 45cm at the unit's southern wall. The potsherds were completely covered with smoke and fire traces. This indicated that the pots had been used as household articles for a long period.

Glazed and plain ceramics were recorded in the unit at a depth of 40-60 cm. Those were mostly bowl and cup sherds. A fireplace was recorded at a depth of 60cm at the unit's eastern wall. The fireplace was 60x50cm in diameter. The fireplace consisted of ashy earth. Some small coal particles were also found in the ashy earth. The coal particles were found even on the unit's wall, as well. .

The excavations reached natural deposits at 60cm depth. It should be noted that the area being starting point for the unit was actually a boundary zone of the medieval settlement and hence provided fewer materials. However, there were more materials in the unit to westwards.

Unit 5: Centre: N 40⁰45.167/ E 046⁰34.074/

No excavation carried out.

Unit 6: Coordinates: N 40⁰45.167/ E 046⁰34.076/

Depth=70 cm

The findings in the upper 0-20cm layer of the unit consisted mostly of thick-walled and roughly made ceramic and fireplace parts. The unit was located to westward as per sequence. The unit of 4x4m falls within 24-28m of the overall excavations area. Some occasional Parts were found in the unit's 0-15cm upper layer of fertile earth (plan 1).

One of the fireplaces was identified at a depth of 0-20cm at the unit's southern wall. The fireplace was 13x20cm and contained very few coal particles. The particles were tiny.

The second fireplace was identified in the similar depth at the unit's north-western wall.

Potsherds found in the unit at a depth of 30-40cm were well made and consisted of high quality clay. Rim, neck, body and bottom parts of the earthenware pots are ornamented, sometimes monochromatic glazed. Numerous scattered ceramic shards were found in the unit's central part d=1,10 x1.40m at a depth of 50-60 cm. Most of the particles sometimes were particles of an entire pot. Bodysherds were comparatively more in quantity. 60cm long ash layer was traced at 1m distance from the unit's eastern wall to the centre. There was d=25cm fireplace at the unit's southern and western walls. There was scattered sand in the fireplace centre. There were scattered ceramics in the unit's central part and the fireplace thickness ranged between 15-20 cm.

As the depth reached 70 cm, the excavations were stopped. Soil layer i.e. natural earth layer started below that point. The layer below 70cm depth consisted of hard clay-gravel mixture.

Some sherds of a roughly made household jar, pots, tray and jug type clay pot were found in two fireplaces at a depth of 60-70 cm. The first 40x60cm fireplace was identified right in the centre, and the oval shaped 60x95cm second one was at the western wall of the unit.

Potsherds identified at a depth of 70cm were comparatively more roughly made.

Unit 7: Coordinates: N 40°45.168' E 046°34.075'

Depth=90 cm

The excavations continued from 20cm downwards up to a depth of 90cm and reached occupation layer's bottom. However, very few potsherds were discovered in that layer. Most ceramics were found up to a depth of 70cm had been made with high quality on a potter's wheel and baked at stable temperatures. The unit's excavations were stopped at a depth of 90 cm. Ash traces were identified in 3 places at a depth of 80-90cm being accordingly of 30x40cm, 40x40cm and 50x75cm and at the northern wall, the eastern wall and in the centre of the unit. The fireplace locations apparently had been little used with less scattered ash traces (plan 1).

A pearled glassware part was very interesting among the findings. Its bottom is concaved and in a good state of preservation.

Roughly made ceramics represent big volume household jars. The jars have rippled ornaments on the openings.

Unit 8: Centre: N 40°45.169' E 046°34.074'

No excavation carried out.

Unit 9: Coordinates: N 40°45.170' E 046°34.072'

Depth=70 cm

No artefact found at a depth of upper 0-40cm in this unit, except for disconnected ceramic and baked brick fragments.

A layer of burnt earth starts 60cm depth downwards. Colour of the earth has changed into yellowish-red under the influence of fire in many places from the unit's central part to the western wall. Following clean up works fire places were found in the layer. Two of the fireplaces were located in the western corner of the unit. One of the fireplaces was d=40 cm, depth 10 cm, and the other was d=45 cm, and depth 15 cm.

The third fireplace was of an elliptic shape with a length of 1.4 m, width of 65 cm, between 50 and 85 cm. The depth was 10 cm.

A spherical place was discovered at a depth of 60-70cm at the unit's north-eastern wall. The sphere interior was leaned up and burnt fine sand was found there.. Dimensions d=40cm and depth 20 cm.

Another fireplace was identified at 60cm to the north-east from the fireplaces in the western corner of the unit at the said depth. Its d=50 cm, and depth was 10 cm.

Fragments of fired brick were identified at the unit's northern corner at a depth of 65 cm. The bricks traces extended under the northern wall of the unit. That had been probably a fireplace.

Not without interest among the ceramic findings were earthen lid Parts, jug and jar necks.

Those items were thin walled and made of pure clay. The items were mostly made on a potter's wheel and baked at stable temperatures.

Unit 10: Centre: N 40°45.171' E 046°34.070'

Ultimate depth: 110 cm

Ceramics found in the unit's upper 0-40cm depth were mostly glazed. The glazed earthenware consisted of thin walled, pot and bowl types. Most were made of well baked pure clay. The pottery has green and blue glazed surfaces. A number of ash and coal particles were identified at a depth of 40cm on the unit's western wall (plan 1). The particles were scattered within a 40x60cm spot. Small size baked brick fragments (8 x 10 cm) were found 130cm northwards from the unit's southern wall. The particles were 5cm thick. The spot where the brick particles were found was d=30 x 40cm fireplace. Some clay and sand mixed earth was observed inside the fireplace. A large bowl type earthenware pot base and body was found in the unit's centre 40cm away from the spot. The base d=9 cm. Bowl was glazed. Perfume pot rimsherds were also found around it. These materials were found at a depth of 45-60 cm.

A sand mixed earth layer of d=50x60cm was found at a 10cm depth at the unit's north-western corner wall.

A hard flooring of 120 x 140cm diameter was identified at the unit's eastern wall. Some holes of d=10-15cm apparently made for piles were located there. There were a total of 6 symmetrical holes there. The floor consisted of mixed hard clay, sand and gravel. A sandy layer of 5cm was identified along the unit's southern, south-western and south-eastern walls at a depth of 85-90 cm. It consisted of alternating black and yellow sand layers. There were small ceramic sherds on the sand layers. Some were glazed.

The flooring and the pile holes identified at a depth of 90cm were completely collected. A sand layer of 40x75cm was located at the said depth downwards at the unit's southern wall.

The archaeological excavations were stopped at the subsoil level at a 110cm depth.

Unit 11: Coordinates: N 40°45.173' E 046°34.057'

Depth=80 cm

Occasional ceramics were found in the unit's upper 0-20 and 20-60cm depths. The findings form and nature were similar to those previously found.

Human burial 1 (figure 1, photo 7). The skeleton was found at the unit's eastern wall. Its burial directions were south-western –north-eastern [2, p. 47]. The skeleton lay on its back. It had been buried following Christian traditions with hands crossed on chest. This was probably a female burial of 1.6m long. The burial may be supposedly of early Christian period or Caucasian Albania.

A location with traces of serious fire was found in unit 11 and 12 crossing at the affected layer's width was 10 cm. It was located under d=70cm fireplace.



Photo 5. Burial 1, Unit 11.

Another fireplace was identified at a depth of 80cm at the crossing of Unit 11 and 12's northern wall. The fireplace was partially stretching under the wall. Its depth was 15 cm, d=40 cm. The excavations stopped at 80cm depth.

Unit 12: Coordinates: N 40⁰45.173/ E 046⁰34.064/

Depth=70 cm

Very few artefacts were found at the upper 0-40cm depth. Leg bones of a big cattle and a broken jar were identified at a depth of 40cm downwards to the centre of the unit's eastern wall. The subject area was an infill hollow of 1 x 0.6 m.

A fireplace consisted of fire traces was found at the unit's western corner (photo 8). A big household jar neck was identified in the fireplace. The fireplace dimensions were 1 x 0.8 m. There were baked clay supports inside the fireplace. The fireplace edges had been fortified with clay supports. The clay supports had crumbled into the fireplace as impacted by fire and continuous usage.

A large household jar body and fire traces were identified at a depth of 40cm in the unit's north-eastern part (photo 9). The fragments were numerous and represented a complete jar.

Parts of big household jars were located from 60cm depth downwards throughout the XII unit (plan 1). A big household jar neck was found at the unit's north-western wall. The jar neck was fairly wide with d=85 cm. Upper part of the jar neck, only, had been preserved.



Photo 6. Fireplace.



Photo 7. A household jar bottom

Gravel and rocks with adjacent big jar sherds were found to the south-western wall of the unit (at a depth of 60 cm). An overturned neck of a big household jar and an oven or half of a big household jar lid were found accordingly to the unit's northeastern wall and eastward. In addition, sherds were scattered in various spots in the unit. There is a burnt strip southward from the lid. Overall coal particles are located throughout the unit.

Fragments of another large size jar were found southwards from a large size and wide mouthed household jar in the unit (at 60-70cm depth). These jar sherds were completely collected.

Unit 13: Coordinates: N 40°45.174' E 046°34.061'

Depth=150 cm

No excavation carried out.

Fire traces were identified at a depth of 60cm at the eastern wall of Unit 13. Many coal particles were found there. The fire traces covered some d=1.6m area. A bucket type large size earthenware Parts of were found at a at 65cm depth downwards the bottom of the fire traces.

Human Burial 2 was found at a depth of 70cm at the unit's south-western corner (Figure 1). The body had been buried face downward directed to the south-western –north-eastern. It was poorly preserved, most of the bones decayed [2, p. 48]. The bones crumbled into dust while cleaning. The skeleton's head was north-westwards directed. Arms were along the body, legs separated from knees.

Sherds of a bowl type vessel with deep burn traces on its surface were found at a depth of 60cm in the unit's western wall. Half another bowl was found not far from bowl.

60cm depth downwards almost all the unit consisted of soil with fine sand content. Severe burn traces were visible throughout the unit's western wall. Also, coal particles were found there. A white rock was found at a depth of 60cm in the unit's northern wall. A part of the stone was stretching to the wall. The stone got broken while being removed. The stone had been thoroughly worked and made rectangular. The preserved part's width was 25 cm, and height 9 cm. A layer of fine sand was visible mostly in the unit's central part.

Other severe burn traces were identified not far from the unit's south-eastern wall. The burn area found at a depth of 60cm covered 80x60 cm. The burnt area was stretching into the unit's eastern wall. The thickness of sandy area found at 80cm depth was 20-25cm. We should note that the sandy area was observed at various depths throughout the entire excavations territory in the unit.

The burn strip was identified at a 50-60cm depth along the unit's eastern and northern walls. The strip width in some places reached 10cm . There was another 15cm burnt clay zone at the northern wall bottom of the burn strip.



Photo 8-9. Trial holes opened in unit 13 to study the occupation layer's bottom

1x1m trial hole was opened in the centre of the unit (photo 10-11). That was aimed at studying the occupation layer to the bottom. The depth of the hole reached 30cm. The total depth in the unit along with the trial hole reached 150cm. A bowl type earthenware base was the only material found in the ashy soil area (40 x 35cm) at the unit's eastern wall. Bowl clay earthenware bottom had a heel, well-polished surface with engobed and glazed interior. Yellow enamel (i.e. paint) had been applied on engobed surface after manganese.

Unit 14: Coordinates: N 40°45.175' E 046°34.059'

Depth=80 cm

Various fragments found at a depth of 0-40cm were mostly earthenware mouth, neck and shoulder pieces. They were of different purposes.

Sand mixed earth layer was found at a depth of 40cm at the unit's western wall. Its depth reached some 3 cm. The sand was gradually diminishing. However, sand mixed earth layer continued through 75cm depth.

A piece of a bowl type earthenware mouth was found at 65cm depth at the unit's eastern wall.

Human Burial 3 was found at a depth of 1.2m near the southern wall. The skeleton had been buried on its back west-eastwards. It had been buried following Christian tradition with the hands crossed on the chest. It was 170cm long. [2, s. 48].



Photo 10. Burial 3 found in Unit 14

Unit 15: Centre: N 40°45.177' E 046°34.057'

Ultimate depth: 80 cm

Separate ceramics particles were found at the unit's upper 0-50cm depth. The earthenware were well made and thin walled. Forms and fabrics were similar to other earthenware.

Two fireplaces were found at a depth of 60cm in the unit. Both fireplaces were round shaped with sizes of 50 x 60 cm, depth was 10 cm, made of clay with minor sand content. Yellow, baked clay fragments were found in the fireplaces. The fragments were numerous and granular.

Very few ceramics were found at a depth of 60-80cm in the unit. At a 80cm depth soil became harder, yellow, clay with sand content. That was a ground layer. An additional trial hole of 1 x 1m was excavated through the unit's centre (picture 10-11). The trial hole was excavated to 35cm depth. Natural soil layer was reached.

Unit 16: Centre: N 40°45.179' E 046°34.053'

Ultimate depth: 90 cm

Various ceramics were found at a depth of 0-40 cm. They were both glazed and unglazed, well made and baked at a stable temperature. A large-horned cow's spine and rib bones were found in the unit's North-Western corner. The excavations continued in the unit.

Ceramics made of pure clay and baked at a stable temperature were found at 40-60cm depth.

An earthen stamp was found at 60cm depth in the centre of the unit (photo 69). The stamp might have been supposedly used for ceramics ornamenting purposes. The stamp mouth was flat, round shaped, concave. The mouth's 7 teeth were inclined inwards.

Ash traces found in the unit's northern corner was stretching to the northern wall bottom (plan 1). Roughly made ceramics parts were found at a 90cm depth.

Unit 17: Centre: N 40°45.179' E 046°34.052'

Ultimate depth: 105 cm

Along with earthenware fragments a fireplace was found in the unit's upper 0-40cm at 110cm from the eastern wall. The fireplace width was d=60 x 70 cm. A catapult stone with traces of ash mixed soil on the surface was found in the fireplace.

An oven of d=60 x 80cm was found at 40cm depth in the unit's south-eastern corner (photo 14). There were small earthenware and coal particles in it. Also, some brick pieces were found in the oven during cleaning. The brick pieces were covered with thick smoke layer. The bricks sizes ranged between 20-25 cm, long and 8-10cm wide. The oven's interior was fully emptied and its foundation and top turned out to have been built of straw mixed unbaked clay brick and baked brick. The straw mixed unbaked clay bricks are of different sizes. Length is 10-20 cm, width is 6-8 cm. The oven presumably ruined and the bricks scattered inside it. The oven depth is 15 cm, its bottom well plastered. Round shaped.



Photo 11. Unit 17, Post holes.

Large (30 x 15 cm) bricks were found at the unit's 60cm depth near the western wall (plan 1). Burnt soil, ash traces and a lots of baked brick fragments were scattered from the south-eastern corner through the northern wall bottom. Some ceramics were also found among the fragments. A few dia. 20 and 40cm small post holes were found near to the baked brick pieces (photo 13). The post holes were covered with ash. These are seen as the ruins of a structure built of baked bricks and burnt as a result of a fire. Such structures are generally roofed with cane. The burn traces were visible in the unit's cross-sectional, as well. 7-10cm of burnt layer was indicative of a strong fire.



Photo 12. Oven, unit 17.

An ashy fireplace of d=60-80cm, 15cm deep was found the unit's centre. 2 x 1m a trial hole was excavated at the unit's northern wall. The trial hole established that there was no occupation layer under the existing level.

Unit 18: Centre: N 40°45.181' E 046°34.049'

Ultimate depth: 90 cm

Artefacts from the unit's upper 0-40cm depth consisted of a very limited number of ceramics and a well grinded stone.

A fireplace was found at 50cm depth at the unit's eastern wall bottom. The soil had fully burnt to red under the impact of fire. The burnt layer was some 3cm thick with 60 x 80cm size. A few, similar earthenware fragments were found in the unit's centre.

A fireplace was found in the unit's 80cm depth adjacent to the eastern wall. It was oval and expanding to the unit's centre. According to its width that was rather an oven than a fireplace. Its d=70 x 80cm. Depth is 10cm. Up to the subject depth the ashy yellow soil was with small coal particles. There were 5cm wide stiff supports in the oven edge. However, the supports have completely crumbled away through a long-term exposure to humid soil. The oven mouth stretched to the unit's eastern wall bottom.

Human Burial 4 was found in the unit's north-western corner at 75cm depth. It had been buried according to Christian traditions (photo 15). As the skeleton's leg bones stretched to the unit's northern wall bottom, the northern wall excavations were expanded for another 1 metre wide and 50cm long, to uncover and remove the burial. The burial chamber's fine sandy soil was different

from surrounding adjacent clayish soil. The skeleton had been buried west-eastwards, on its back. The hands crossed on the chest. The head was southwards inclined. The chamber depth was 15 cm.

In continuation of the excavations various potsherds were found in the unit at 80-90cm depth. These were very small, without representing any shape.



Photo 13. Burial 4, Unit 18.

A ceramic lid was found not far from a fireplace at the unit's eastern wall (photo 16). The lid was partially broken. There were convex ornaments on its surface. Another fireplace was found at 90cm depth at the unit's eastern wall. Lots of ceramics and coal fragments had been scattered throughout the area. The excavations were stopped at 90cm depth, as there was no occupation layer below that depth. A trial hole was excavated at the unit's eastern wall to 35cm depth and made sure that a natural ground layer starting below 90 cm.



Photo 14. Large size ceramic lid, Unit 18.

Unit 19: Coordinates: N 40°45.182' E 046°34.047'

Depth=80cm

Ceramic fragments and stone tools were found in the course of excavations in the unit. The excavations were carried out to the end of the occupation layer at 80cm depth of the unit.

Fireplaces were found in two spots of within that depth in the unit. Very few ceramics fragments were found in the first fireplace. The first fireplace diameter was 60 cm, while the second one 45 cm.

Unit 20: Centre: N 40°45.182' E 046°34.045'

Ultimate depth: 90 cm

The artefacts found at the upper 0-40cm depth consisted mostly of ceramics. The ceramics were mainly unglazed, with pure clay content. Small size ceramics were found in the centre of the unit.

Animal bones were found in the unit's centre at a depth of 90 cm. The bones were a large-horned animal tooth, jaw, rib parts. A fireplace was identified near the bones. The fireplace sizes were d=60 x 80 cm. Coal particles also were found in the fireplace.

Two trial holes were excavated in the unit's North-Eastern corner (1 x 1 m) and centre (1 x 1 m) to inspect the occupation layer to the end. No artefact was found in the holes.

Unit 21: Centre: N 40°45.183' E 046°34.041'

Ultimate depth: 90cm

Artefacts found in the unit's upper 0-40cm depth being only glazed and unglazed ceramics represented thin walled plate, bowl and kheyra type earthenware. At a depth of 40-60cm significant number of unglazed ceramics were found. Those were earthenware lid, jar, plate, kheyra and saucepan fragments.



Photo 15. A large horned animal bone found in the fireplace.

A fireplace was found at the same depth by the western wall- (Figure 2). Burnt animal bones were found in the fireplace. Those were bones of a large-horned animal (photo 17). 30cm long leg bone. Found in ash and coal mixed ground of a fireplace. That was at a depth of 80 cm.

Below 80cm depth excavations were conducted only in a part of the unit and that was at the half split western wall. 2 x 4m size part was excavated, but no artefact found.

Animal bones were found only in a fireplace at the south-western wall. The bones completely burnt to black. There a mouth of d=20cm deep kheyra type earthenware pot was found, as well. Red pot was not ornamented. Fireplace depth was 25cm. The occupation layer ended at a depth of 105cm.

Unit 22: Centre: N 40°45.186' E 046°34.038'

No excavation carried out.

Unit 23: Centre: N 40°45.192' E 046°34.036'

Ultimate depth: 90 cm

As a result of excavations, the upper 0-40cm of the unit, numerous material fragments were found. The findings mostly represented well made glazed and unglazed ceramics fragments.

d=80 x 100cm fireplace was found at a depth of 40-60cm at the northern and north-western walls. There was a 10cm thick ash layer in the fireplace. Numerous large-horned animal bones were found in the vicinity of the fireplace.

Extended from the eastern wall to unit 22's base, a 10cm wide fireplace was found at a 50cm depth. Length is 85 cm. Numerous clay and charcoal fragments were found there (Figure 2).

Large-horned animal back thigh bones and femur were found at a depth of 80cm within 60 x 80cm diameter at the unit's southern wall. A thick-walled earthenware jar base and rim sherds were found in the adjacent area. Small size earthenware pot, coal fragments were found at a depth of 10 cm. It was evident from the earthenware jar bottom that it had been made of a pure clay content. Bottom thickness 1.4 cm.

The excavations stopped at 90cm depth. A 1 x 1m trial hole was excavated to inspect the occupation layer's end from the unit eastern wall to north-southern. The trial hole was excavated to 20cm depth. Nothing found.

Unit 24: Centre: N 40°45.187' E 046°34.034'

No excavation carried out.

Unit 25: Centre: N 40°45.189' E 046°34.033'

Ultimate depth: 90 cm

Excavated up to 40 cm. A limited number of earthenware fragments found. Various pottery fragments and particles of 1 thin walled glass ware were found at the unit's 80-90cm depth.

The earth level was taken up to 1 m. A fireplace was found adjacent to the unit north-western wall. Its diameter=50 x 60 cm. Burnt clay and burn stripe were found around the fireplace.

A furnace was identified to the unit south-western wall. The furnace depth was 20 cm. The furnace walls and base were built of baked bricks. Coal particles were found in the furnace interior. The furnace size d=35 x 50 cm. The furnace edges were built of grey earth with ash content (Figure 2).

Small size stones were found near the unit's northern wall as a result of the excavations. However, the stones purpose remained unknown. Those were smaller size gravels (6 x 7 cm, 8 x 5 cm, 4 x 6 cm). There was yellow sand around the gravels. Might be probably construction material.

Unit 26: Centre: N 40^o45.190' E 046^o34.029'

No excavation carried out.

Unit 27: Centre: N 40^o45.191' E 046^o34.026'

No excavation carried out.

Unit 28:Centre: N 40^o45.191' E 046^o34.025'

Ultimate depth: 80 cm

Significant quantity of pottery was identified at the unit 0-40cm depth. The ceramics represented unglazed and sometimes glazed well-made bowl, plate and kheyra type earthenware.

Some fragments of saucepan, tray and dopu type earthenware pots were found at the unit's 80-90cm depth. Earthenware fragments are made of pure content clay.

The occupation layer ended at a depth of 80 cm. However, to make sure 1 x 1m trial hole was excavated in the unit's south-eastern corner. The trial hole was 15cm deep. However, no artefacts were found.

Unit 29: Centre: N 40^o45.193' E 046^o34.021'

No excavation carried out.

Unit 30: Centre: N 40^o45.194' E 046^o34.021'

No excavation carried out.

Unit 31: Centre: N 40^o45.196' E 046^o34.019'

Ultimate depth: 80 cm

A few fragments were found at the unit upper 0-20cm depth. Some other various purpose glazed and unglazed earthenware pot fragments were further found at 20-50cm depth.

The soil was then excavated for another 80 cm. That was 60-80cm hard clayish layer. Following that the excavations were stopped in the unit.

Unit 32: Centre: N 40^o45.197' E 046^o34.014'

No excavation carried out.

Unit 33:Centre: N 40^o45.198' E 046^o34.011'

No excavation carried out.

Unit 34:Centre: N 40^o45.198' E 046^o34.010'

No excavation carried out.

Unit 35: Centre: N 40°45.200' E 046°34.007'

No excavation carried out.

Unit 36: Centre: N 40°45.201' E 046°34.005'

Ultimate depth: 80 cm

2 worn obsidian flakes from the northern and southern walls were found at the upper 0-40cm depth in the unit.

A fireplace was found at 65cm depth some 120cm towards centre from the unit's eastern wall. The fireplace d=80 cm. Some red clay brick fragments were found in its interior. The brick fragment size was 8 x 20 cm.

Rough shaped, but made on potter's wheel ceramics were found in the bottom of the occupation layer at 80cm depth of the unit.

3 ARCHAEOLOGICAL FINDINGS

Despite a limited number of structures in Faxrali medieval settlement, much pottery was found in the site. The identified structures consisted of fireplaces only, hence the site is interpreted as the outskirts of a settlement and included semi-dugout type structures built of unbaked brick with straw content. However, fragments of baked bricks, stamps, ovens and bowls prove that the excavation site was formerly a settlement.

As stated, valuable artefacts have been found in Faxrali medieval settlement. These are mostly plain and glazed earthenware fragments, and some labour tools made of stone, glass fragments, agate, iron and obsidian ores.

3.1 OVERVIEW OF THE ARCHAEOLOGICAL FINDINGS.

Ceramics:

Ceramics found in the medieval settlement consist of large household jugs, jars, saucepans, pots, dopus, trays, plates, bowls, vases, salt cellars and other types of vessels. The pottery has been mostly made of pure and well mixed clay with fine sand content on potter's wheel and baked properly. However, some handmade earthenware of clay with significant sand content, baked poorly or at unstable temperatures also have been found. Although mostly in a form of fragments, in some cases the earthenware pots have been found as a whole, or broken vessels. There are some kitchen earthenware with exterior or interior smoke and burn traces among the findings which indicates their long term use.

The earthenware vessels are mostly made of light pink, pink, sometimes dark pink clay. Red and yellowish clay pots are the second common colours. Along with them some whitish, brown and grey clay pots have been found, as well. Surfaces of some pots are plain while the other have been ornamented with various elements. Also, rich ornaments have been drawn on some of glazed pots. The earthenware surface were mostly whitish, grey, yellowish and other colour engobed. As mentioned earthenware pots found in the course of the archaeological excavations in Faxrali medieval settlement are divided into unglazed and glazed categories. The earthenwares are categorised as below.

Unglazed earthenware. The obtained plain (unglazed) pots fragments represent jar, jug, saucepan, dopu, butter-making jar, filter and other type vessels. The bodies are as a rule

spherical, and sometimes pear-shaped and biconic. Bottoms are mainly flat (photo 18, 19), rarely heeled.



Photo 16



Photo 17



Photo 18



Photo 19

The pots may be wide or narrow necked subject to their purposes. Necks of the wide necked pots are usually low shaped (photo 22). There are sometimes low and high necks among narrow necked pots (photo 23). Pot necks merge into shoulder or body gradually or directly.



Photo 20



Photo 22



Photo 24



Photo 25

Unglazed pots are usually round mouthed, although mouths sometimes may be straight, or to a certain extent folded sideward. There are lots of edged pot mouths, as well. In some cases, pots are neckless with a mouth directly merged into body (photo 22).



Photo 26

Plain earthenware found during the excavations are of two type being with and without handles. Handles vertically attached to pot bodies are as usual ribbonlike or tubular (photo 24), while horizontal handles are ear or bow shaped (photo 25, picture 2). Vertical handles are often narrow grooved throughout the length and very rarely tilled. horizontal handles edges may have notched ornaments. Some of vertical handles are attached to pots in bow-shaped or semi-circular positions. Vertical handles often bridge pot mouth and shoulder or body (photo 31, picture 3 (1), inv. 232).



Photo 27



Photo 28



Photo 29



Photo 30



Photo 31

Some of the found pots have spouts. These are mostly wash jug or spouted jar type pots. Some lamps also fall within this category. Spouts are usually tubular with narrowing tips. The tips are rounded and sometimes edged (photo 32). The upper side of lamp spout tips as a rule, is widely ripped or grooved (photo 33, inv. 250)



Photo 32



Photo 33

There are also lid type artefacts among the unglazed earthenware found in Faxrali medieval settlement. These are mostly disk shaped earthenware with flat bottom and convex top.



Photo 34

Lids are mostly provided with a cylinder shaped handle on the centre of top (photo 34, inv. 376),



Photo 35

It was only in one case when a lid had a flat, ribbonlike handle. The lid had been made for a large size household jar mouth. It was round, wide and flat bottomed with a ribbon shaped handle in the centre. There were concave ornaments throughout the handle's upper surface, it was a thick-walled, poorly baked earthenware with sand content. Fragmented (photo 35, inv. 376).



Photo 36

Lid surfaces, and particularly the edges, are ornamented with spikelike and other notched diagonal symbols. A part of a large size earthenware lid which was a disk shaped and had a convex centre. A handle trace was visible in the centre. Flat bottomed. Edges wavy ornamented. There was another wavy stripe made parallel to the lid edge (photo 37, inv. 323).



Photo 37

The earthenware fragments found in Faxrali are mostly ornamented with various notches, scrapes and concaves, convex stripes, buttons, grooves and other elements. Ornamental are diagonal or straight lines, wavy and zigzag ornaments, spots, almond like and spikelike elements and other symbols. Ornaments used to be applied on earthenware with comb like tools, tweezers, pointed tools, stamps and other methods prior to baking. This type of ornaments are visible on earthenware mouths and handles, as well. It was just once when a small blue earthenware piece had been attached on to a different earthenware body. That might be supposedly a protection against evil eyes.



Photo 38

An example, a part of a large size household jar striped with convex diagonal lines (photo 39, picture 6 (2) inv. 5).



Photo 39

Another fragment is from an earthenware mouth. A concave, bow-shaped ornamented straight and smooth mouth edge. The earthenware mouth is concave lined above the ornaments (photo 40. inv. 9)



Photo 40,(Inv 9)



Photo 41 (Inv 39)

Another interesting ornament element was found on an earthenware lid part. Wide and flat lid is disk shaped and straight edged. Ornaments of parallelly notched short lines have been applied throughout the edge length. The lines overlap each other vertically. Distance between the lines is 1.5 cm. Two parallel concave lines from their bottom round the lid (photo 41, inv. 39).

One of the earthenware is particularly attractive for the ornaments on its surface. This is a part of a medium size, spherical earthenware body. This thick-walled earthenware has been made of whitish clay. A hexagonal star symbol has been stamped on its surface. The star is striped with short convex lines. A round shaped sun has been similarly stamped on the left of the sphere. The sun has seven rays. The star is crossed by a scraped line (photo 42, picture 4 (1), inv. 327).



Photo 42

Some of the earthenware have been engobed (white, yellowish, grey), and in some cases there are red paint traces on surfaces.

As stated, plain earthenware found in Faxrali medieval settlement are of different shape, size and purposes. The earthenware are broken down into household, domestic, kitchen and table set categories.

Household earthenware consist of mostly large size *jars*. Bodies of this type of narrow and flat bottomed jars usually narrow downwards. They are wide mouthed and thick-walled. Mouth edges are wide. Such earthenware usually are do not have handles. As stated above, earthenware mouth, and sometimes upper parts of body are often notch and tweeze ornamented. Household jars mouth covered with lids. Such earthenware were found mostly in units 11 and 12 of the excavation site. That part of the site was obviously used as a food storage. As is well known, large size household earthenware were used as a rule for storing crops, wheat, various liquids etc.

Another earthenware part attracts attention for its interesting ornament elements. This is a part of a large household jar body. This thick-walled earthenware is wide mouthed. Mouth is wide edged, merging directly into body. Chainlike ornaments angle wise stripe throughout the body which widens from mouth downwards (photo 43, picture 1 (1), inv. 92).



Photo 43 Unit 13, decorated jar (Inv 92)

Majority of plain earthenware fragments found in the excavations site are medium size *jars* and smaller *dopus*. These are as a rule spherical bodied earthenware. However, sometimes pear shaped jars are also found. This type earthenware are either low and wide necked, or relatively narrow necked with round, straight or folded mouth. Edged mouthed jars are also found frequently. Jars are with and without handle. As a rule, the jars have single vertical or double horizontal handles.

One of the found jar type earthenware fragments is a part of a wide mouthed earthenware. Low and wide necked. Neck gradually merged into shoulder. Mouth edge opens sideward. Round edged. Mouth bottom straight lined, interior rounded with a concave, semi-circular ornament. A well made earthenware. Clay is pink (photo 44, inv. 54).



Photo 44

Another fragment is a part of a jar type earthenware neck. Neck low and wide, merged gradually into shoulder. There is a trace of a ribbonlike handle on the neck bridging it to body. Handle centre is concave. Mouth is straight edged and folded sideward. The folded edge is poorly grooved and almond like concave ornamented. Clay is dark pink. Surface is whitish engobed on both sides. Thick-walled (photo 45, picture 1 (3), inv. 457)



Photo 45

Another interesting finding is spherical jar type earthenware fragments. Sideward folded, low and wide neck merged into shoulder. Parallel scraped lines across shoulder. Mouth is straight edged. Baked at unstable temperatures and made roughly. There are two archaic, small, semi-circular handles body. Clay is greyish-brown (photo 46, inv. 78)



Photo 46

Short spout jar fragments were found during the excavations in the medieval settlement, as well. The earthenware are with straight edged mouth, short spouts and slightly grooved tips. Unfortunately, these earthenware are represented with mouth edges and spouts. Hence, it is difficult to identify the earthenware body shapes.



Photo 47

Short spout, horizontally protruding, tubular shaped jug was found in the excavation site. The short spout upper part grooved. The earthenware mouth inclined inwards. Mouth is straight edged. Clay is brown. Burn traces visible on the surface (photo 48, inv. 73).



Photo 48

As stated, along with large and medium size jars *dopu* named small size jars were also found during the excavations. *Dopus* are, as a rule, wide or narrow necked, spherical, flat or heeled bottomed. A part of the found *dopu* fragments are narrow necked earthenware. Low necks widened downwards. Mouth straight edged, widened sideward. Directly merged into neck. Mouth round edged. Neck surface is terrace wavy. Clay is whitish (photo 49, inv. 456).



Photo 49

Saucepan type earthenware fragments are the second most common on a pro-rata basis among all unglazed earthenware found in the excavations site. Saucepans made of clay are normally biconic. However, there are some spherical ones among them, as well. The bodies mostly narrowed from the middle downwards. These parts are sometimes convex striped and usually with opposite ear shaped horizontal handles. Handle tips being upright slightly inclined sideward and often reach above mouth edge level. Handles central parts are convex, sometimes holed. Saucepans are wide mouthed, straight edged. Mouth merged directly into low neck or body. Body and handle surfaces are mostly magnificent notch and groove ornamented. Saucepans are made of light pink and brown baked clay with sand content. Surfaces as a rule, show smoke and burn traces. Saucepans are of various sizes.

A part of a medium size biconic shaped saucepan body may be an example for rich ornamented saucepan type earthenware. Straight and wide edged mouth merged directly into neck. There is an ear shaped horizontal handle in the centre of body. The earthenware surface in the central part is divided into two parts by a till as a continuation of the handle. The handle surface is crossed with four notched diagonal lines with a concave spot on the bottom. There is x-shaped ornament filled with small buttons to the left from the handle. The handle bottom has been pressed into a concave. Thick-walled, light pink clay (photo 50. inv. 328).



Photo 50

Another interesting fragment is a biconic saucepan body piece. The earthenware mouth folded sideward and merged directly into body. Mouth is round edged. There is an ear shaped handle attached angle wise onto the body. The handle centre is convex holed. It is ornamented with a notched almond like element

throughout the perimeter. There are similar horizontal ornaments sideward from the handle. There are convex spots above the handle's left base and near to right base. Clay is light pink (photo 51, inv. 388).



Photo 51

Another earthenware example is a part of a supposedly spherical saucepan body. Mouth is straight edged. Mouth slightly inclined inwards and merged directly into body. Mouth folded sideward with slightly upright inclined ear shaped handle. The handle reaches higher from mouth level. There is an elliptic convex hole in the handle centre. Another convex hole opened rightwards from the handle. Clay is light pink (photo 52, inv. 56).



Photo 52

Another earthenware part represents a spherical, large size saucepan body. Mouth is round edged. Mouth bottom rounded with three parallel grooves. An ear shaped handle has been attached to the mouth bottom. Handle is inclined slightly sideward and upright. Tip reaches above mouth level. There is a convex hole in the centre. Point of connection between the handle and the body have been ornamented with five stamped buttons. Clay is pink coloured (photo 53, inv. 53).



Photo 53



Photo 54

Along with plain earthenware types, a lot of jar type household earthenware fragments have been found. The earthenware are long bodied, narrow and long necked, straight and round mouthed, flat and narrow bottomed. The vessels have vertically attached ribbon-like handles. As a rule, the handles bridge mouth or neck to shoulder or body. The clay is mostly whitish, well baked. In most cases surfaces scrape ornamented. The jars are large and medium sized. They have been used for water handling and storing purposes.

A large size jar parts may be examples for such earthenware. The earthenware is narrow necked. Mouth is smooth edged. A horizontal ribbonlike handle has been attached to the jar. Neck is striped with convex line from mouth bottom. There is a stripe of wavy and straight thin lines parallel to the line. Clay is light pink. Surface is whitish engobed (photo 55, inv. 74)



Photo 55

Another fragment of a jar type earthenware is a part of neck. Narrow neck is gradually merged into shoulder. Mouth edge is folded. Neck is rounded with thin convex lines. There is a ribbon-like handle's upper part in the back side of the earthenware's mouth bottom. On the centre a handle is narrow grooved throughout its length. Clay is whitish (photo 56, picture 2 (1), inv. 280).



Photo 56

Another thin walled jar part. Longitudinal bodied. Mouth is straight edged. Narrow neck gradually merged into shoulder. Point of connection with the shoulder is striped with two thin parallel convex lines. A non-proportional wide, ribbon-like handle mouth bridges backside to shoulder. Handle is till striped throughout its perimeter. Whitish clay (inv. 232)

Another thin walled earthenware part represents a narrow and long necked jar. Mouth is straight and flat edged. Shoulder is comb like grooved with parallel wavy lines, and below that rounded with parallel straight lines. That is a well baked earthenware made of whitish clay (photo 57, inv. 208).



Photo 57

Another type of high and narrow necked earthenware found during the excavations are jugs. In this vessel type necks are gradually merged into shoulder. Bodies are spherical or pear-shaped. Mouth is round and smooth edged. Base is narrow and flat. The jugs are with and without handles. These earthenware were used for storing water and other liquids. Surfaces are sometimes ornamented with various elements.

Jug type earthenware are characterized with spherical bodies. High and narrow neck gradually merges into shoulder. Mouth is broken. The point of connection between neck and shoulder is rounded with four parallel thin convex lines. There are scraped zigzag ornaments on both sides of the lines. There are vertical red stripes from the neck downwards both sides. Clay is dark pink (photo 58, inv. 91)



Photo 58

There are also fragments of a *nehra* type household earthenware among Faxrali medieval settlement findings. Nehra jars were used for making butter. These jars were as a rule a large size, long bodied and straight mouthed. They had horizontal handles designed for milk shaking. These jars have an opening on bodies to purge air which builds up in the process of butter production.

Some of the findings represent a nehra type vessel. This is a large size and thick-walled earthenware. It has a bowl-like bent, wide and flat handle. The handle is in a horizontal position. There is an edged opening on the body below the handle. The earthenware body is striped with concave identified ornaments between scraped parallel wavy lines. The mouth and bottom are unavailable. The earthenware has been made of pure content clay and well baked. It is yellowish (photo 59, inv. 265).



Photo 59, inv 265.

There are also *bowl* type earthenware fragments and whole earthenware among plain tableware's found in the course of the excavations. Bowls are mainly semi-spherical with sides widened upwards. Narrow bottoms are heeled or flat. Straight mouth edges are sometimes slightly inclined outwards or inwards. As a rule, bowls are not ornamented, however one of them is with ornamented interior. This is a part of a bowl type earthenware. Bottom is narrow and heeled. Sides are upwards widened. Mouth is upright and slightly inclined outwards. Mouth is round edged. Exterior surface is wavy downwards. The whitish engobed interior is ornamented with parallel scraped straight and circular lines. Clay is light pink (photo 60, picture 5 (2), inv. 79).



Photo 60, inv 79

Another found bowl is narrow and flat bottomed. Sides are widened upwards. Mouth is inclined inwards. Mouth is round edged. Clay is pink. Surface is scaled. Mouth is partially broken (photo 61, picture 5 (1))



Photo 61

Another bowl is semi-spheric with heeled bottom. Sides are widened upwards. Mouth is slightly inclined inwards. Mouth is round edged. Outer mouth bottom is grooved. Made of light pink, fine sand content clay, well baked (inv. 191).

Another type of small size unglazed tableware found during the excavations is *cups*. The sides of cups widen upwards. Bottoms are heeled or flat. Mouth edges are as a rule round. Some are ornamented.

Sides are slightly widened upwards. Mouth is round edged and merged directly into sides. Outer surface of the earthenware is rounded with horizontal parallel stripes. Clay is light pink (photo 62, inv. 67).



Photo 62

It should be noted that *lids* found in the excavations site are fairly numerous. The lids have been designed for covering various earthenware used for household, domestic, table and fireplace cooking purposes. Hence, some of them are usually covered with smoke traces. Lids are mostly disk shaped with flat bottom and slightly convex top. Lid bottoms are plain, but tops ornamented. They have cylindric and other type handles in the central part.

One of the found lid fragments attracts attention. This is a part of a wide and flat shaped lid. There are consecutive pressed buttons and notched almond like ornaments between parallel grooves from lid edge to the centre. Lid centre is rounded with scraped lines and grooves. Clay is grey, Surface is light pink (photo 63, picture 7 (1), inv. 396). Lids found in Shamkir city have similar

ornaments [7, s. 278]. Stamped astral symbols have been found in Shabran's medieval layers of the 9th to 13th centuries, as well [8, s. 22].



Photo 63 Lid, Inv 396

Another fragment represents an earthenware lid edge. The lid is also disk shaped with a flat bottom and convex top. Mouth edge is slightly higher from the mid. The top side has been ornamented with spikelike grooves. Thick-walled lid clay is with sand content and brown (photo 64, picture 6 (1), inv. 234).



Photo 64

Along with earthenware other type artefacts also have been found in Faxrali medieval settlement. For example, a non-standard, heeled *earthenware bottom* is also interesting from this perspective. The bottom is cylindric. There are two opposite convex openings on the heel. There is a protrusion on the upper side of the bottom centre. The earthenware body on the bottom is slightly widened upwards. Lower part of the bottom heel is slightly widened. Serious burn traces are visible on the surface. Surface is grey engobed (photo 35, inv. 35).



Photo 65

Another interesting finding is a whitish, conic ware made of unbaked, but dried clay(photo 66, inv. 275).



Photo 66

Another example is fragments of a large size artefact made of unbaked clay. Its bottom underneath is smooth, while top surface is convex. The centre is concave. The other part is from a low neck merged horizontally into shoulder. Mouth edge is straight and inclined outwards. The artefact is thick-walled, pink-grey (photo 67, inv. 307).



Photo 67

Some *oven* walls have also been found in the course of the excavations. One of them is thick-walled, parallel scrape ornamented (photo 68, inv. 549).



Photo 68

One of the interesting artefacts is a stamp made of clay. This is a conic stamp. Upper surface is convex, while underneath is wide and concave. Octagonal shaped. Baked at an unstable temperature. The concave covered with smoke (photo 69, inv. 402).



Photo 69, Stamp, Inv 402

Glazed pottery. As stated, along with unglazed earthenware a great number of glazed earthenware were also found during the excavations in Faxrali medieval settlement. These are mostly tray, vase, plate or kheyra, salt cellar type and other earthenware. The majority of the earthenware are fragmentary. The types are broken down into polychromic and monochromic categories with polychromic majority. This type of vessels as a rule, have scrape ornamented interior, sometimes exterior background which is then colourless or green glazed. In some cases, monochromic vessels have one or both sides glazed. Enamel is applied mostly on engobed background. As stated, the vessel ornaments consist of scraped and then glazed fruit or geometrical symbols. Some brush ornamented manganese spots are also visible. The scraped ornamented surfaces then have been green, brown, yellow, black, blue, dark yellow, violet coloured (photo 70. 71, 72).



Photo 70



Photo 71



Photo 72

The glazed earthenware fragments mostly represent *kheyra* or *plate* type table wares. These are shallow or relatively deep wares with flat or heeled bottom. Bodies are widened upwards, and mouths framed. Mouth edges are round, straight, sometimes framed. In a number of cases mouth edge and interior colours differ. These vessels are of various sizes [2, s. 43-44].

A part of a plate-type earthenware mouth found in the excavations site is especially noteworthy. The ware sides are slightly widened outwards. Straight mouth merges directly into body. Mouth edge slightly opens sideward. Clay is dark pink. Interior is white glazed. A brown stripe on the upper mouth has been ornamented with green and yellow fruit symbols. Interior mouth bottom has been green striped. The stripe bottom has been brown lined. Traces of another brown double parallel lines are visible on the central part of the surface (photo 73, inv. 357).



Photo 73

Another fragment is from a plate type earthenware bottom. The bottom is round heeled. Interior dark green background has been ornamented with light green glazed semi-circular and straight stripes. Clay is light pink (photo 74, picture 5 (3), inv. 58).



Photo 74

A keyra type another earthenware bottom is wide and flat. Sides are upright. Mouth edge is wide and straight. Interior mouth edge lower part is framed. Interior brown background has been ornamented with triangular light green symbols, then glazed (photo 75, inv. 220).



Photo 75

Tray type glazed earthenware fragments found in the excavations site represent wide and flat bottomed earthenware. Not too high sides are slightly widened upwards. Mouth is round edged. This type of earthenware are regarded as table wares. They have rich ornaments.

As an example, let's view two preserved parts of a tray type earthenware. Bottom is wide and flat. Slightly widened sideward. Mouth edge is straight. Light brown interior background has been ornamented with dark brown stripes and then colourless glazed. Interior upper part also has been brown striped. Clay is yellowish, well baked. Thin walled (photo 76, inv. 563).



Photo 76

Along with kheyra and tray fragments glazed vases also were found in the course of the archaeological excavations. Vase bottoms as a rule are round heeled, sides widened upwards. Mouth edges are straight or round. Various coloured interior backgrounds have been colourless glazed [2, s. 46-47].

Another example of vase type earthenware fragments. The vessel base is round heeled. There is a green round protrusion on the bottom centre. Sides are widened upwards. Mouth is upright. Mouth is round edged. Green circular ornaments have been drawn on whitish glazed interior's centre. Mouth bottom is brown striped. The surface has been ornamented with light green, brown and yellow glazed semi-circular symbols. Clay is red (photo 77, inv. 493).



Photo 77

Another vase type glazed earthenware part is also interesting. Bottom is heeled, sides are widened and upwards. Mouth is straight edged. Shallow. Interior is colourless glazed. Bottom whitish background, the centre interior light green, and upper parts ornamented with leaf-shaped symbols. Clay is light red, well baked (photo 78, inv. 308).



Photo 78

Glazed cups found during the excavations are small sized, with side walls widened upwards. Mouth is round edged or framed. Bottom is flat and heeled. Interiors are mostly glazed. Sometime mouth exterior is also glazed [2, s. 44].

One of the cup fragments is a part of a rim. Cup interior is dark brown and colourless glazed. Mouth edge poorly framed and inclined outwards. Bottom is flat (photo 79, inv. 237).



Photo 79

Glazed earthenware fragments referenced in scientific literature as “*salt cellar type earthenware*” have also been found in Faxrali medieval settlement. These are small size earthenware with widened and upwards sides. Mini size examples have been found, as well. Mouth edges are straight, round or framed. Bottoms are sometimes flat, or heeled.

One of the found glazed artefacts is a fragment of a salt cellar type miniature earthenware mouth which is typical for such kind of earthenware. Mouth is slightly widened sideward, round edged. Exterior body is framed and is separated from mouth with a groove. Mouth edge interior is brown, and bottom whitish glazed. Clay is light pink (photo 80. inv. 420).




Photo 80

Photo 81

Another found artefacts is a part of a salt cellar type earthenware mouth, as well. Mouth is folded slightly sideward. Mouth is round edged. Outer perimeter is wavy. Ivory glazed interior background has been vertically brown striped. Clay is light grey. Back surface is gridded (photo 81, inv. 401).

Another part of a salt cellar type earthenware is a mouth fragment. Mouth is round edged. Clay is light pink. Mouth edge is dark yellow, mouth upper side interior is brown glazed. Mouth exterior is whitish engobed. Clay has been compacted. Well baked (photo 82, inv. 460).



Photo 82

Although few, but there are *faience wares* among the found glazed earthenware fragments. The wares are pieces of a fine work and made of whitish clay. As a rule, both surfaces of the wares are blue, light blue, black, turquoise glazed white backgrounds. A part of a small size faience ware is typical for such wares. Clay is whitish-grey. Both surfaces have been turquoise glazed then ornamented black fruit symbols. Thin walled (photo 83, inv. 320).



Photo 83

As it is commonly known, lamps were used for lighting of rooms and other structures. Medieval lamps as a rule were spherical, sometimes flattened with narrow and straight mouth and tubular spout. There was a wide opening for a wick on the upper part of spout tip. Usually, cotton was used as a wick. Lamps were filled with oil, black oil and other combustibles. Lamps were provided with handles to handle or relocate them safely. Bottoms were flat or heeled. As a rule, there are smoke and burn traces on used lamps. It is based on the traces thickness that service period of each lamp is identified.

It should be noted that two types of lamps have been found in Faxrali medieval settlement. The lamps with glazed interiors are slightly different. Their mouth is wide and round edged.

One of the found fragments represents a lamp with dark brown glazed interior. It is small sized. They are flat, wide and biconic. Mouth edge is slightly framed inclined sideward. Flat handle bridges mouth edge and body. Bottom is heeled (photo 84, inv. 216).



Photo 84

A part of another lamp body is also one of the interesting artefacts. This is a part of a mini sized lamp. Tubular spout tip is open. Wide mouth is inclined outwards. Mouth is round edged. There is an enamel layer inside. It is a small bottomed (photo 85, picture 2 (4), inv. 250).



Photo 85

Stone-tools:

As stated, along with numerous earthenware stone working tools were also found during archaeological excavations in Faxrali medieval settlement. These are rubbing stones, grind stones, cutlery etc made of cobbles, tuff, obsidian and flint. Obsidian and agate ores used as a raw material is also among these materials (photo 86).



Photo 86

Photo 87

Cutting tools have been made of volcanic dark and dusky black obsidian. They are plate or splint shaped with toothed edges. The tools are three sided (photo 88, inv. 199-202).



Photo 88

Another tool is a small size *rubbing or heel stone* made of a grey tuff. The stone's right and left surfaces are smoothed and flattened, and sides have been used for rubbing (photo 89, picture 7 (3), inv. 242).



Photo 89

Glass:

There are few glass fragments among archaeological materials found during studies in the excavations site. These are mostly thin walled, colourless glass vessel fragments. The most noteworthy among them is a base. The bottom is framed with concave beneath surface. The other three sides are convex. Surface is covered with grey substance and gilt (photo 90. inv. 322).



Photo 90

3.2 GENERAL ANALYSIS OF THE FINDINGS FROM THE SITE

There are different types of pottery in the excavated soil layer and all of them represent the medieval period. However, it should be noted that the studied area has been used as a plough land for decades prior to the construction activities, hence the upper layer has been exposed to deterioration. Thus, about 40cm of the upper occupation layer of the artefact has been mixed and become useless for the research. As a result, after 20cm layer was another 10cm of deteriorated soil where animal bones and with small size various fragments of earthenware were found. Scattered yellow, pink and light-red earthenware of the medieval period and the large and smaller horned animal bones were found in the following 40cm dark brown occupation layer. Thus, according to the excavations carried out up to 80cm depth we can conclude that there is no significant change in the colour of the occupation layer, with only fertile layer being darker than the upper 30 cm. The number of artefacts in the occupation layer is increasing going deeper, while there is no change in the quality. The end of the occupation layer is characterized with roughly handmade ceramics. Based on the researches we can state that Christian burials found near the end of the occupation layer in some unit have nothing to do with the settlement. These burials were laid in an earlier period, and the first inhabitants of the medieval settlement were unaware of the existence of these burials, because no artefacts have been found below the burials, while there are various earthenware samples above them.

The material occupation samples taken from the medieval settlement indicate that this area is a rich site. The large number and variety of ceramic samples illustrate the high level of development of medieval pottery. Archaeological excavations have been very successful and completed. As a result of the findings, many scientific generalizations can be made for the medieval sites of the region.

3.3 COLLECTION OF FINDINGS

The archaeological site's earthenware artefacts are similar, from age perspective, to materials of precise chronological frame found in Beylaqan (Oranqala) [9; 10; 11], Ganja, Qabala, Baku, Shamakhy and other sites' occupation layers.

Abundance of pottery found in Beylaqan – enabled A.L. Jacobson to make such a classification that, according to archaeologists subsequent works, it may be applied to glazed ceramics found in Azerbaijan's other medieval cities, as well. [11].

The glazed earthenware fragments found in Faxrali may be included in earlier categories of the classification. This category includes 9th to 11th centuries and characterized with blue, green

glazed, plain monochrome examples. This includes coloured glazed white engobed and manganese acidized polychrome coloured cups group, as well. V.N. Leviatov has found these types of glazed ceramics in stratigraphic layers during excavations in Baku and referred them to 8th to 10th centuries [12].

According to A.L. Jacobson's Oranqala glazed pottery typological classification, the group of glazed material found at Faxrali can be classified as under groups 1-3 [11].

This type of glazed ceramics are found in all layers of the Faxrali settlement supporting the interpretation that the settlement consisted of a single layer and existed in 9th to 12th centuries. No classically glazed ceramics typical of 12-14th centuries were found in the settlement's territory..

The surface of some fragments of glazed ceramics from Faxrali settlement are grooved. As a decorative method white engobed round symbols are sufficiently represented in early Oranqala ceramics groups. This composition is believed to derive from glazed ceramic china of Tan age, the 9th century.

A variety of unglazed ceramics is represented in the Faxrali settlement excavation: these are jugs, jars, saucepans, wide and narrow necked earthenware, various types of handles and ornamented lids. There are some handles are specifically distinguished among this type of ceramic fragments which have protrusions with a vertical triangular opening. They have been attached to saucepans near mouth and are similar to saucepans found in Oranqaladan [10]. Although questionable, their age is around 9 to 12th centuries. A high bottomed, oval mouthed cup has been found which in form resembles that common in Meot-Sarmat burials. It is likely this cup preserved an ancient traditional shape.

As it is commonly known an unglazed ceramic's shape, colour, fragments are more durable and preserve its production technology over a longer historical period. Hence, it is sometimes difficult to identify its age. However, there are such form of unglazed wares which due to specific distinctive and characteristic elements, some metamorphosis is limited within certain historical frames. Teapots-milkpots found in Faxrali may be referred to the pre-12th century period. Thus, Faxrali's glazed and unglazed ceramics enable us to refer this settlement to pre-Mongol age, i.e. before the 12th century.

The complex found in the archaeological site enables us to refer the medieval settlement's earthenware artefacts to pre-Mongol age, i.e. 9-11th centuries, early 13th century. Within this complex, the fine glazed earthenware typical of Azerbaijan's medieval cities of 12 to 13th centuries are not found.

3.4 PALEONTOLOGY, PALEOZOOLOGY AND PALEOBOTANIC REMAINS

A great number of small and large-horned animal bones were found in the occupation layer as a result of the excavations in the archaeological site. Osteological remains represent mainly domestic animals such as cow, buffalo, sheep, goat, pig, horse bones. Large-horned cattle bones prevail percentage wise. Also, a small amount of bird bones was found during the excavations. Following the statistical and analytical analyses the bones were buried in the archaeological area, slightly aside the excavations area. According to statistical results 70% of osteological remains relate to large-horned animals, 25% to small animals, and 5% to horses, pigs and birds.

3.5 PERIOD AND CHRONOLOGY

The archaeological excavations carried out in the Faxrali medieval settlement resulted in the discovery of numerous artefacts. These artefacts being mostly of various shaped and purposed earthenware are indicative of the high level of medieval life in the area. This earthenware being

mostly of good quality and high artistic style demonstrate that pottery like other arts has also reached its peak. Given that Ganja is one of the largest cultural medieval centres in the vicinity of the site and is about 15Km distant, most of the pottery can be assumed to have been made in Ganja. The preliminary studies and analyses of the material provide grounds to assume that Faxrali medieval settlement represents the IX-XII centuries.

3.6 ARCHIVING AND ELECTRONIC DATABASING OF ARTEFACTS

Archaeological materials obtained from Faxrali settlement were assigned with inventory numbers, these inventories were washed and put in archaeological boxes, and placed in the archive. Archaeological materials were first desk-top handled in the Sector for Archaeological Studies of the New Construction Sites of the IoAE of the ANAS, systematized, grouped for writing a report, and then passed to the Archaeological Foundation of the Institute of Archaeology and Ethnography.

The inventory book in which archaeological materials were systematized and numbered, and a field diary on archaeological excavations of the Chief for excavations were passed to the Institute's Scientific Archives. An inventory list of all archaeological materials, all the archaeological materials reflecting the excavations of Garxun settlement were written on computer of the Sector for Archaeological Studies of the New Construction Sites of the IoAE of the ANAS and stored in the "Archaeological excavations under the SCPX project" file.

4 DISCUSSION

4.1 INTERPRETATION OF FINDINGS FROM THE EXCAVATIONS

Excavations in Faxrali medieval settlement show that a rural type settlement existed there in the 9th to 12th centuries. According to the nature of the occupation layers and the artefact remains of the settlement falls within a standalone, rural type.

The artefact samples prove that local population being mostly busy with ploughing and cattle-breeding were also involved in a variety of artistic activities and kept to a settled lifestyle. Breeding large-horned livestock was a preferable type of business. Discovered pottery fragments and other evidences indicate that local craftsmanship was of local importance and aimed at meeting local population's needs for earthenware and metal ware. The potter's wheel-made domestic unglazed pottery of various purpose was widely used.

Based on the above, painted ceramics can be broken into some groups. Here, engobe and manganese were used as paints and gave various shades to colourless glazed symbols. It should be noted that, except for some hand-made earthenware, the vast majority of the pottery found in Faxrali settlement are potter's wheel-made. Part of the earthenware have been made in the settlement.

Archaeological evidences such as a large amount of iron alloy masses, production waste and various metallic items suggest that blacksmithing had reached a high level there. Faxrali archaeological site being a rural type settlement is a bearer of highly cultural and economic development. Although composed of only one occupation layer, according to the facts the medieval settlement had been inhabited for several centuries.

The features of the adjacent highly developed 10 to 12th century Ganja handicraft are visible in the artefacts of the medieval settlement. Some exquisite artefact samples found during the excavations might have not been locally made, but rather brought from highly-developed

neighbouring cities such as Ganja, or be a product of local production influenced by Ganja workmanship traditions.

It is very likely that the decline in household and craft life in the economic-cultural and trades in the otherwise highly developed medieval Faxrali village was due to Mongol raids of the XIII century.

6.2. INTERPRETATION OF ANALYSES RESULTS OF THE FIELD FINDINGS

Due to the clarity of the occupation layer's features, the form and content wise similarity of the artefact with those from the previous periods (excavations in BTC and SCP corridors), radiocarbon analyses of the archaeological excavations were not performed. Most of the artefacts found in the Faxrali medieval settlement are fragments of the earthenware which represent the IX-XII centuries Azerbaijani craftsmanship.

6.3. DISCUSSION AND ANALYSIS OF THE OF WORK RESULTS IN COMPARISON WITH OTHER SIMILAR SITES WITHIN THE PIPE ROUTE

Faxrali medieval settlement is characterized by similarity to Girag Kasaman I, Dashbulag, Hajjalili III and Amirarx settlements studied within the BTC, SCP and SCPX corridors.

The archaeological findings from the excavated site have no distinctive features when compared to other sites, especially Girag Kasaman, Dashbulaq, Amirarkh sites. Certain information about household lifestyle reflecting all aspects of the medieval rural type settlements have been gained from each of the aforementioned archaeological sites. Faxrali medieval settlement's ceramics are very similar to those found in Kerpjilitepe at 247.25 km of the SCPX route.

However, unlike the above-mentioned sites a plant reflecting local production areas and other material evidences have been found in the Faxrali medieval settlement. Ovens, metal alloys, clay masses and other production waste are particularly noteworthy from this point of view. Kerpjilitepe settlement is more significant among these sites and all the features of a medieval Azerbaijan city are visible there from the development level viewpoint. Although not at a level comparable with Kerpjilitepe, but the thickness of Faxrali medieval settlement's occupation layer is indicative of its long-term existence, as well.

5 APPENDICES

5.1 REFERENCES

1. Jalilov B.M., Kvachidze V.A. *A comprehensive scientific report of archaeological excavations carried out at Faxrali medieval settlement at 289th km of BTC route*. Baku, 2008, ANAS, YTSAT, 45.
2. Asadov V.A., Najafov Sh.N., Agalarzadeh A.M., Abdurahmanov A.I. *Faxrali medieval settlement's archaeological materials and burial artefacts*. State and Religion (public thought collection), № 9 (38), September 2015, Baku, "Azarnashr", p. 38-503.
3. Bakhshaliyev V.B. *Azerbaijan archeology, I volume*, Baku, Elm, 2007, 239 p.4.
4. *Azerbaijan archaeology*. 6 volumes. VI volume (medieval ages), Baku, Sharq-Qarb, 2008, 632 p.5.
5. Najafov Sh.N. *A brief scientific reference on archaeological investigations carried out at Faxrali medieval settlement at 267th km of pipeline route within SCPX infrastructure project*. Baku, ANAS AEI, 2014, 2 p.6.
6. Veliev S.S., Mammadov A.V., Rabotina E.N. *Basic natural-climatic events Holocene in Azerbaijan*. Int. Conf. "Problems of Holocene", Tbilisi, 1988, p. 70-717.
7. *Medieval Shamkir city location. Shamkir archaeological expedition researches-2009*. Third edition. Excavations, findings, perspectives. Baku: 2010. 208 p.8.
8. Abbasova F. *Unwatered ceramics from Shabran*. Caucasus's archeology, ethnology, folklore. Materials of the international conference. Baku, 2005, 280 p.9.
9. Ахмедов Г.М. *Unwatered ceramics of Oren-Kala IX-XIII cen*. Materials and research on archeology. USSR, № 67.10. Ahmedov G. Oranqala Baku, 196211.
10. Jacobson A.L. *Art Earthenware of Baylaqan (Oranqala)*. I.A., No. 67. M-L, 195912.
11. Leviatov V.N. *On the type of coated glass ceramics in Azerbaijan VII-XV cen*. Izv ANAS SSR, No. 7, Baku, 194613.
12. Novruzlu A.I. *Azerbaijan medieval art (XIV-XVII centuries)*. Baku.

6 INVENTORY

No	Type	Description	Unit	Dimensions
1	Rim	Part of a bowl type pot mouth. Mouth slightly inclined inwards. Mouth perimeter is rounded. Upwards vertical bodied. Baked at unstable temperatures. Light pink.	Unit 1 depth: 20-40 cm	wall thickness: 0.6-1 cm
2	Handle	Part of a jar type pot neck. Narrow necked. Mouth slightly inclined. Wavy lined surface. Light pink. Yellowish engobed surface.	--	wall thickness: 0.5-0.7 cm
3	Base sherd	Part of a small size pot body. Decorated with diagonal and straight scraped parallel lines. Light pink. White engobed surface.	--	wall thickness: 0.4 cm
4	Base sherd	Part of a bowl type pot bottom. Flat bottomed. Upwards widened body. Light pink coloured. A green circle has been drawn on a pale-white glazed internal background. Black edged circular sides and centre. Thick-walled.	--	wall thickness: 0.9 cm
5	Body	Part of a big household jar body. Thick-walled. Surface ornamented with a convex stripe of diagonal lines. Baked at unstable temperatures. Light pink. Photo 39	--	wall thickness: 1.8 cm, stripe width: 1.5 cm
6	Cutting tool	Part of a cutting tool made of black obsidian. Sharp sided.	--	
7	Base sherd	Part of a jar type pot bottom. Wide and flat bottomed. Upwards wide bodied. Light grey.	Unit 1 depth: 50-70 cm	bottom dia: 10 cm
8	Handle	Part of a saucepan type pot's handle. Attached to the pot horizontally. Ornamented with convex diagonal lines. A hole opened on the surface. Pink coloured interior, light pink coloured exterior.	--	Sectional width: 1 cm, hole dia: 0.5 cm
9	Rim	Part of a pot mouth. Flat and smooth mouthed. Concave bow-shaped ornamented perimeter. Mouth perimeter grooved above the ornaments. Light pink. Pale white engobed surface on both sides. Photo 40	--	mouth width: 1.8 cm
10	Base sherd	Part of a jar type pot bottom. Wide and flat bottomed. upwards wide bodied. Thin walled. Light pink. Top and bottom pale white engobed.	--	bottom dia: 8.5cm wall thickness: 0.5 cm
11	Handle	Part of a pot handle. Sectional ribbonlike. Vertically attached to the pot. Bow-wise inclined. Grey	--	Sectional width: 3 cm
12	Body	Part of a tray type earthenware body. Wide and flat bodied. Light pink. Dark brown glazed interior. Ornamented with pale white-green stripes.	--	wall thickness: 0.4 cm
13	Spout	Part of a small size earthenware spout. Narrow towards its end. Tubular. Light pink coloured with red paint traces on surface.	--	hole dia: 1 cm
14	Knife	Part of a black obsidian knife. One side thick, and the other side narrow sharpened.	--	width: 1.7 cm
15	Body	Part of a tray type earthenware bottom. Wide and flat bottomed. Side and upper Part widened. Grey. Green glazed ornaments applied on both sides.	Unit 7 depth: 20-30 cm	wall thickness: 0.8 cm
16	Handle	Part of a medium size earthenware handle. Sectional ribbonlike. Vertically attached to the pot. Grey. Pale white engobed surface.	--	section width: 1.5 cm
17	Body	Part of a medium size jar type earthenware body. Pink exterior, light pink interior. Brown vertically striped (width – 1.5 cm). Thin walled.	--	wall thickness: 0.5 cm

No	Type	Description	Unit	Dimensions
18	Handle	Part of a saucepan type pot handle. Semi-circular shaped. Vertically attached to the pot. Smooth topped. Thin grooved , top edged. Almond-shaped concave holes aligned on bottom. Handle corner diagonally line notched. Red.	--	section width: 3.8 thickness: 2 cm
19	Base	Part of a pot bottom. Wide and flat bottomed. Body slightly widened upwards. Light pink.	--	bottom dia: 6.5 cm
20	Handle	Part of a large size earthenware's handle. Wide, flat shaped, ribbonlike. Baked at unstable temperatures. Pink. Central Part of the handle slightly convex.	--	section width: 3.5 cm
21	Base	Part of a tray type earthenware bottom. Wide and flat bottomed. Thick-walled. Red. Black enamelled circles applied on green interior background.	--	wall thickness: 1 cm
22	Handle	Part of a medium size earthenware handle's lower Part. Sectional ribbonlike. Pink coloured. Vertically attached to earthenware.	--	section width: 2.2 cm, thickness: 1.3 cm
23	Rim sherd	Part of a salt-cellar type container' mouth. Wide mouthed container. Mouth widened to side. perimeter. Grey clay. Bone and brown glazed and polished.	--	
24	Base	Part of a tray type earthenware bottom. Wide and flat bottomed. Red coloured. Interior ornamented with green glazed fruits.	--	wall thickness: 0.9 cm
25	Rim sherd	Part of a jar type medium size pot mouth. Mouth slightly inclined . Smooth edged mouth. Wide necked. Light pink. Lower Part of the neck rounded by hardly visible red stripe. Grey engobed interior.	--	wall thickness: 0.6 cm
26	Handle	Part of a saucepan type pot handle. Semi-circular shaped, attached to the pot horizontally. Flat topped. Thinner on edges. Concave dots striped from sides to centre. Red.	--	section width: 3.3 cm
27	Neck	Part of a medium size jar type pot neck. Short and wide necked. Shoulder widens from the neck. Mouth inclined to side. Straight edged mouth. Neck bottom rounded by a red stripe. Light pink.	--	neck height: 2.7 cm
28	Handle	Part of a pot handle. Ribbonlike at section. Grey. Yellowish engobed surface. Bottom decorated with longitudinal notches. Significant sand and gravel mixed clay content.	--	section width: 3 cm
29	Neck	Parts of pot neck. Wavy topped. Light pink. Yellowish engobed upper surface.	--	wall thickness: 0.7 cm
30	Neck	Part of a medium size pot neck. Short and wide necked. Central Part rounded with convex stripe. Mouth inclined. Straight edged mouth . Light pink. Surface pale white engobed.	--	wall thickness: 0.7 cm
31	Ore	Parts of black obsidian ore.	--	
32	Handle	Parts of a large size household pot handle. Tubular handle, round in section. Vertically attached to the pot. Light pink clay. 2 Parts found. Yellowish engobed surface.	Unit 7 depth: 40-60 cm	section dia: 3.6 cm
33	Body	Part of a medium size pot body. Mouth merged directly into body. Flat edged mouth ,Flat edged mouth inclined to side and downwards. Body straight upright. Two parallel wavy grooved stripes on surface. Grey clay. Visible smoke traces preserved.	--	wall thickness: 0.8cm mouth width: 1 cm
34	Base	Part of a kheyra type pot bottom. Circular heeled body. Light pink clay. Body widened sideward. Interior ornamented with brown glazed and yellowish crossing stripes. Yellowish engobed bottom.	--	
35	Base	Part of an earthenware pot. Heeled and cylinder-shaped bottom. Two opposite concave made on heel. Centre of bottom's upper Part protruded. Pot body slightly widened upwards. Visible burn traces. Surface grey engobed. Bottom heel lower Part slightly widened.	--	bottom dia: 6cm hole dia: 2cm bottom height: 3 cm
36	Handle	Part of a medium size pot handle. Flat and ribbonlike. Crossed notched lines ornamented sides. Pale grey.	--	section width: 3.5 cm
37	Rim	Part of a bowl type pot mouth. upwards straight bodied . Mouth edges smooth and inclined inwards. Handle traces visible downwards form mouth. Pale grey.	--	wall thickness: 0.6cm mouth width: 0.8 cm

No	Type	Description	Unit	Dimensions
38	Rim	Part of a large size household jar mouth. Wide edged and protruded mouth. Mouth directly merged into body. Thick-walled. Pink.	--	mouth height: 5 cm
39	Lid	Part of a pot lid. Wide and flat. Disc shaped with flat edge. Surface ornamented with notch lines. Lines applied vertically upwards on each other. Distance 1.5 cm. Two parallel grooved lines from bottom circle lid. Light pink. Photo 41	--	wall thickness: 1 cm
40	Rim	Part of a medium size pot mouth. Supposedly Spherical bodied. Mouth inclined inwards. Mouth edge ornamented with notched lines. Handle located downwards from mouth. Eye shaped handle's edge inclined inwards. Light grey. Smoke traces visible on it.	--	wall thickness: 0.5cm Handle. dia: 4 cm
41	Rim	Part of a saucer type earthenware mouth. Mouth widens towards side and upwards. Mouth round sided. Light pink. Dark green glazed and light green glazed striped interior.	--	wall thickness: 0.7 cm
42	Body	Part of a medium size earthenware body. Body surrounded with thin scraped parallel lines. Light pink.	--	wall thickness: 0.7 cm
43	Base	Half of a jar type pot bottom. Flat bottomed. Slightly widened upwards. Light pink. Serious burn traces visible all over surface.	--	bottom dia: 7.5 cm
44	Body	Part of a medium size bowl type pot. Low and wide bodied. Slightly widened upwards. Mouth perimeter scraped, directly merged into body.	--	Body height: 2.6 cm
45	Shoulder	Part of a medium size jar type pot's shoulder. Shoulder directly merged into Spherical body. Narrow necked. Two parallel thin convex lines drawn between neck and shoulder. Whitish grey.	--	wall thickness: 0.6 cm
46	Lid	Part of a pot lid. Wide, flat and disc shaped lid. Roughly made. Thick-walled. Surface striped with cross lines. Flat edged. Light pink.	--	wall thickness: 1.8 cm
47	Neck	Part of a medium size jar type pot's neck. Low and wide necked. Gradually merged into shoulder. Wide mouthed. Flat edged. Light pink.	--	
48	Base	Part of a tray type earthenware's bottom. Wide and flat bottomed. Pink. Interior glazed with light green stripes on a dark green background .	--	wall thickness: 0.8 cm
49	Rim	Part of a bowl type pot's mouth. Wide mouthed. Smooth edged. Body inclined downwards. Handle like Part protruded between mouth and body. Mouth inclined inwards. Notched semi-circular lines drawn over mouth bottom and protruded Part. Light pink.	--	Rim width: 1 cm
50	Rim	Part of a jar type earthenware mouth. Mouth folded towards side. Mouth side yellowish. Light pink.	--	Rim width: 3.5 cm
51	Body	Part of a saucepan type medium size pot's body. Slightly Spherical bodied. Smooth edged mouth merged into smooth body. Handle traces visible downwards from mouth. Light grey.	--	wall thickness: 1.3cm mouth width:0.8 cm
52	Rim	Part of a salt cellar type earthenware's mouth. Body widened upwards. Flat bottomed. Smooth edged mouth merged into smooth body. Light pink. Brown glazed interior background ornamented with parallel white lines.	--	wall thickness: 0.8cm
53	Body	Part of a saucepan type large size earthenware's body. Spherical bodied. Round edged mouth. Mouth bottom notched with three parallel lines. An ear shaped handle attached to mouth bottom. Handle horizontally attached to earthenware. Handle slightly inclined and upright. Handle tip located above mouth. A hole opened in the centre. 5 button- like ornaments stamped between handle and body. Pink coloured clay. Exterior lower Part covered with serious burn traces.	--	wall thickness: 0.8cm handle: 3.5cm hole dia: 1.5cm
54	Rim	Part of a jar type wide earthenware's mouth. Smooth mouth edge slightly inclined inwards. Low and widened neck. Gradually merged into shoulder. Mouth edge protruded. Round edged. Mouth lower Part ornamented with semi-circular elements connected with longitudinal lines. High quality product. Pink. Photo 44	Unit7 Depth: 70 cm	neck. h: 3cm mouth width: 2.8cm
55	Handle	Half of a large size earthenware's handle. Tubular handle attached to earthenware vertically. Roughly made. Grey. Baked at unstable temperatures.	--	section. dia: 3.2cm

No	Type	Description	Unit	Dimensions
56	Body	Part of a saucepan type medium size earthenware's body. Apparently Spherical bodied. Straight edged mouth. Slightly inwards inclined mouth merged directly into body. Folded aside and slightly upwards inclined ear shaped handle attached to mouth lower Part. Handle tip located higher than mouth. There is a hole with elliptic protrusion at the centre of the handle. Another covered round hole opened in the handle's right where it is attached to body. Light pink.	--	Handle: 6.5x3.8cm, Hole size: 1.8x1.2cm, hole dia: 0.5cm, mouth edge width: 1cm
57	Neck	Part of a jar type earthenware neck. Low and widened neck gradually merged into shoulder. Mouth slightly opened aside. Smooth edged mouth. Pink. Covered with serious burn traces.	--	neck height:3.5cm
58	Base	Part of a plate type earthenware's bottom. Circular heeled bottom. Dark green background interior ornamented with light green glazed semi-circular and longitudinal stripes. Light pink.	--	bottom dia:7.7cm
59	Body	Part of a medium size earthenware's body. Ornamented with parallel notched wavy stripe. Grey exterior, light pink interior. Sand and gravel mixed clay.	--	wall thickness:0.8-1cm
60	Base	Part of a vase type earthenware bottom. round heeled bottom. A complete heel shaped bottom centre. Heel and bottom connection notched. Heel sided surrounded with two parallel notched thin lines. Light grey. Yellowish glazed interior background ornamented with black and green yellow stripes.	--	Base dia: 7 cm
61	Handle	Part of an earthenware handle. Ear shaped and flat handle. Surface covered with stamped button type ornaments. Light pink.	--	wall thickness:0.8 cm
62	Handle	Lower Part of a jar type large size earthenware's handle white. Wide, flat and ribbonlike. Vertically attached to earthenware. There is a finger made concave on connection to earthenware (lower Part). Pink. Yellowish engobed surface.	Unit13 Depth: 20 cm	section.width:4.8 cm
63	Rim	Part of a large size household jar's mouth. Wide edged and protruded mouth. Thick-walled. Light pink. Pale white engobed surface.	--	wall thickness:1.8cm mouth width: 5.5 cm
64	Handle	Part of a medium size earthenware handle. Ribbonlike. Significantly sand and gravel mixed clay. Pink. Pale white surface.	--	section:2.2x1.8 cm
65	Body	Part of a kheyra type earthenware body. Body widened upwards. Come off Bottom. Red. Green glazed interior background ornamented with black geometrical symbols.	--	wall thickness:1 cm
66	Neck	Part of a bowl type earthenware neck. Low and widened necked. Flat sided mouth slightly protruded. Parallel convex stripes drawn on neck surface. Handle trace visible on mouth lower Part. High quality product. Light pink.	--	neck height:1.8 cm
67	Body	Part of a cup type earthenware body. Body slightly widened upwards. Mouth round edged and directly merged into body. Earthenware exterior ornamented with parallel horizontal convex stripes. Light pink. Grey scale traces visible on surface.	--	wall thickness:0.5 cm
68	Base	Part of a tray type earthenware bottom. Wide and flat bottomed. Lower Part grooved. Red. White zig-zag ornaments drawn within a brown glazed stripe towards mouth. These ornaments framed with thin white stripe below. There is a green enamelled stripe between two thin parallel brown lines.	--	wall thickness:0.5 cm
69	Cutting tool	Part of a black obsidian cutting tool.	--	width:3.6 cm
70	Body	Part of a medium size earthenware body. Upwards straight bodied. Striped with notched almond shaped convex ornaments. Red. Thick-walled.	Unit7 Depth: 90 cm	wall thickness:1.2 cm
71	Body	Part of a bowl type earthenware body. Flat bodied upwards . Come off mouth. Mouth bottom surrounded with two lines of notched almond shaped ornaments. Light pink. Thick-walled.	--	wall thickness:1 cm
72	Rim	Part of an earthenware mouth. Mouth edge slightly inclined inwards. Convex stripe of notched spike-like ornaments visible below mouth. short neck gradually merged into shoulder. Light pink.	--	Neck h:2 cm
73	Spout	Part of a jar spout. Tubular spout protrudes horizontally. Grooved. Jar mouth inclined inwards. Grey. Burn traces preserved. Photo 48	--	Spout dia: 2.8cm length:3 cm

No	Type	Description	Unit	Dimensions
74	Body	Parts of a jar type large size earthenware. Narrow necked. Mouth smooth edged. A ribbonlike handle attached. Convex lined neck below mouth bottom. The line merged into a wavy stripe of parallel thin lines from bottom downwards. Earthenware body rounded with wavy and straight stripes of similar lines. A ribbonlike handle vertically attached to earthenware. Light pink. Whitish engobed. Photo 55.	Unit13 Depth: 55 cm	Handle section width:5cm Handle h:14cm Mouth dia:7.2 cm
75	Kheyra	Part of a kheyra type earthenware bottom. Wide and flat bottomed. Sides slightly widened upwards. Mouth Round edged, directly böyürə merged into. Light pink. Well made ware.	Unit13 Depth: 60 cm	wall thickness:0.5cm neck h:0.6 cm
76	Neck	Part of a jar type earthenware's neck. Low and wide necked, gradually merged into shoulder. Flat edged mouth slightly protruded. Merged directly into neck. Grey. Smoke and burn traces preserved on surface.	--	Neck h:2 cm
77	Body	Part of a tray type earthenware. Wide and flat bottomed. Sides slightly widened upwards. Round edged. Light pink. Interior whitish glazed on light brown and black background.	--	wall thickness:0.8 cm
78	Body	Part of a jar type pot. Low and wide neck merged into shoulder. Parallel scraped lines pulled over shoulder. Inclined necked. Straight edged mouthed. Baked at unstable temperatures and roughly made. Greyish-brown. Interior with burn traces. Spherical bodied. With two small semi-circular handles. Photo 46	--	Neck h:2cm Handle dia:2.5 cm
79	Bowl	Half of a bowl type earthenware. Narrow and heel bottomed. Upwards wide bodied. Vertical mouth slightly inclined. Round edged mouth. Outer body wavy downwards. Interior lined with scraped parallel straight and circular ornaments and whitish engobed. Light pink. Photo 60.	--	Bottom dia: 8 cm, Mouth dia: 18 cm
80	Utilised stone	Part of a black basalt tool. Square edged. Smooth surfaced and sided.	Unit19 Depth: 20 cm	width:4.5cm height: 2 cm
81	Grind stone	Part of a grey basalt grindstone. Longitudinal, made into flat and square shape.	--	width:3.6cm height:1.4 cm
82	Body	Part of a saucepan type earthenware mouth. Edged mouth inclined inwards. An ear shaped handle traces preserved from mouth downwards. Handle tip broken. Handle horizontally attached to earthenware. Area between handle and mouth stamped with buttonlike ornaments. Small sized earthenware. Body handle connected to bottom. Wide mouthed. Handle edges ornamented with notched almond like symbols. Pink. Outer surface covered with smoke traces. Well-made product.	Unit13 Depth: 80 cm	height:6 cm
83	Body	Part of a cup type earthenware body. Upwards wide bodied. Round edged mouth. Pink clay. Whitish engobed bottom. Whitish glazed interior ornamented with a brown stripe.	--	wall thickness:0.5 – 0.8 cm
84	Handle	Part of a medium size earthenware's handle. Stick shaped. Vertically attached to earthenware. Pink. Red paint traces preserved on surface.	--	section width:1.2 cm
85	Body	Part of a kheyra type earthenware body. Wide and flat bodied with slightly upright sides. Round edged. Edged sides thin notched into two Parts. Light pink.	Unit 19 Depth: 40 cm	wall thickness:1.8 cm
86	Base	Part of a medium size earthenware bottom. Circular heel bottomed. Traces of a potter's wheel visible on bottom and interior surfaces. Protruded bottom centre. Pink. Light pink engobed interior.	--	dia: 8 cm
87	Handle	Part of a medium size earthenware's handle. Ribbonlike. Vertically attached to earthenware. Pink. Whitish engobed surface on both sides.	--	section width:2,8 cm
88	Neck	Part of a jar type earthenware neck. Mouth broken. Chainlike striped. Roughly made. Light pink. White engobed surface.	--	stripe width:2 cm
89	Kheyra	Part of a kheyra type earthenware body. Wide and flat bodied. Slightly upright and edged mouth. Light pink. Whitish engobed exterior, yellow and brown glazed interior.	--	
90	Body	Part of an earthenware body. Grey. Red and light grey exterior. Three parallel thin convex lines drawn over surface.	--	wall thickness:0.5 cm

No	Type	Description	Unit	Dimensions
91	Jug	Particles of a jug type earthenware. Spherical bodied. High and thin necked. Mouth broken. Neck gradually merged into shoulder. Connection point between neck and shoulder ornamented with four parallel thin convex lines. Zig-zag ornaments scraped on these lines. Vertical red stripes drawn towards body from all sides of neck. Dark pink.	--	neck dia:4 cm
92	Body	Part of a large size household jar body. Thick-walled. Wide mouthed. Part of jar. Wide edged mouth directly merged into body. Chainlike ornamented stripes drawn across body from triangular mouth downwards. Photo 43	Unit13 Depth:80 cm	wall thickness:2.2 cm mouth ken.width:4 cm
93	Body	Part of a thick-walled jar body. Grooved chainlike stripe drawn on surface. Baked at unstable temperatures. Pink coloured.	Unit25 Depth:20 cm	wall thickness:1.5 cm
94	Brick	Part of a clay brick. Rectangular. Grey.	--	width:7cm height:7 cm
95	Body	Part of a thick-walled, poorly baked earthenware made of sand mixed pink clay. Grooved ornaments drawn on surface before baking. Roughly hand handmade product.	--	wall thickness:1.7 cm
96	Handle	Part of a poorly baked sand mixed clay handle. Pink, flat and ribbonlike. Earthenware material roughly hand made. Supposedly Part of jug type earthenware.	--	width:5cm length:7 cm
97	Body	Fragment of a thick-walled, well baked earthenware made of sand mixed clay. Wavy ornaments drawn on surface before baking.	--	wall thickness:1.7 cm
98	Handle	Part of an orange engobed earthenware pot handle made of mixed material. Surface thin white engobed. Ribbonlike and flat shaped.	--	wall thickness:1.2 cm
99	Body	Fragment of a thick-walled, pink, poorly baked earthenware made of clay with fine sand content. Parallel short, grooved lines drawn on surface before baking.	--	wall thickness:1 cm
100	Handle	Fragment of a ribbonlike handle, well baked, with content, grooved. White engobed.	--	wall thickness:1 cm
101	Miniature vessel	Part of a thin walled, fine sand mixed, light grey earthenware. Round and spherical shaped. Thick edged mouth bent outwards. Made on potter's wheel.	--	wall thickness:0.5 cm
102	Handle	Part of a large size earthenware handle. Round sectional. Made of significantly sand mixed, poorly baked clay.	Unit31 Depth:20 cm	dia:4.5 cm
103	Body	Fragment of a thick-walled, light brown earthenware made of significant sand mixed clay. Straight edged mouth.	--	wall thickness:1.3 cm
104	Brick	Baked brick fragment. Red. Pre-baking wavy parallel lined and thin white engobed surface.	--	gal:5 cm
105	Base	High heeled, vase type unglazed earthenware fragment. Thick-walled, well baked, grey clay of pure content. White engobed surface. Widened body.		wall thickness:0.7 cm
106	Rim	Part of a thick-walled earthenware jar mouth made of well baked greyish clay with sand content. Smoke traces on internal surface. Circular concentric lines preserved inside and outside earthenware jar which prove that it has been made on potter's wheel.	--	wall thickness:1 cm
107	Base	Plain bottomed, flat shaped, grey earthenware fragment. Clay with fine sand content. Parallel lines traces visible in bottom lower Part.	--	wall thickness:0.5 cm
108	Glazed body	Lower Part of an orange glazed, well baked, heeled earthenware. Interior fully covered with dark blue enamel. Lower Part of small heel thin engobed.	--	wall thickness:0.8 cm
109	Body	Part of a medium size, light brown earthenware body made of well baked clay with fine sand content. Pre-baking drawn straight and wavy ornaments. Potter's wheel traces visible inside.	Unit25 Depth:40 cm	wall thickness:0.6 cm
110	Neck	Part of a mini-shaped, small size, glazed earthenware neck. Earthenware mouth edge perimeter grooved. Colourless enamel coating on green background. Straight edged mouth. Made of an orange clay, well baked. Clay with fine sand content.	--	wall thickness:0.7 cm

No	Type	Description	Unit	Dimensions
111	Plate	Part of a plate type, small size, glazed earthenware. Green and glazed interior and exterior. Flat edged mouth. Wavy ornaments drawn on outer surface.	--	wall thickness:0.5 cm
112	Saucepan	Part of a thick-walled, grey, saucepan type earthenware shoulder made of sand mixed clay. Poorly baked, flat edged mouth. Pre-baking ornaments drawn with a trident tool downwards from mouth edge.	Unit19 Depth: 80cm	wall thickness:1 cm
113	Plate	Lower Part of a thick-walled, orange, high heeled, glazed plate made of well baked clay with sand content. Traces of circular concentric lines preserved on outer surface of earthenware. A pale grey ornament drawn on earthenware internal white engobed background. Parallel straight and circular concentric ornaments drawn in earthenware interior.	--	wall thickness:0.7 cm
114	Body	Part of an glazed earthenware made of well baked red clay of pure content. Green and white straight parallel and net like ornaments drawn and glazed on thin engobed background in earthenware interior.	Unit31 Depth: 40-60 cm	wall thickness:0.5 cm
115	Handle	Part of handle made of a red well baked clay with sand content. Ribbonlike, plate and wide handle connecting shoulder and mouth.	--	wall thickness:0.5 cm
116	Body	Part of thick-walled, light pink earthenware made of well baked sand mixed clay. Upright bodied, folded mouth edge, grooved body. Made on potter's wheel.	--	wall thickness:0.8 cm
117	Base	Part of a pure, glazed earthenware's bottom made of well baked red clay with sand content. Heeled high bottom. Greyish interior with colourless enamel coating.	--	wall thickness:0.7cm
118	Body	Part of a perfectly baked light pink earthenware made of clay with sand content. wavy and vertical lines and ornaments drawn on surface with a comb like tool before baking. potter's wheel traces visible internally.	--	wall thickness:0.6 cm
119	Handle	Part of a thick-walled, grey earthenware made of poorly baked clay with sand content. Part of handle. Handle ornamented with a comb like tool before baking.	--	wall thickness:0.8 cm
120	Handle	Part of a flat, ribbonlike handle made of poorly baked grey clay. Handle ornamented with vertical lines before baking. Clay with sand content.	--	wall thickness:1 cm
121	Body	Part of a white, thin walled glass.	Unit19 Depth: 60-80 cm	
122	Base	Part of a bottom made of a yellowish, well baked, pure content clay. High heeled. Interior picture and enamel layer come off. Visible potter's wheel traces.	Unit25 Depth: 40-100 cm	bottom dia:7.6cm height:1cm wall thickness:1.2 cm
123	Body	Part of a grey, perfectly baked pure content clay earthenware. Glazed. Supposedly Part of a plate. Flat and wide convex mouth edge folded inwards. Interior greyish spotted background colourless glazed.	--	wall thickness:0.6 cm
124	Vase	Bottom of a thick-walled, red, well baked, high heeled vase type earthenware. Interior light green picture with transparent enamel coating Potter's wheel traces visible on earthenware inner and outer surfaces.	--	wall thickness:0.8cm
125	Body	Part of a light red, glazed earthenware with fine sand content. Earthenware mouth edge inclined outwards. Outer surface deep grooved. Green interior glazed.	--	wall thickness:0.67cm
126	Base	Part of a jar or jug type earthenware bottom. Light red, well baked. Body grooved towards bottom. Photo 20	--	bottom dia:12 cm
127	Rim	Part of a plate type unglazed earthenware. Light red with sand content. Well baked.	--	wall thickness:0.6 cm
128	Rim	Part of a jar type earthenware mouth made of light pink clay, well baked. Earthenware mouth straight edged and inclined outwards. Shoulder horizontally grooved. Earthenware surface with white engobed background.	--	wall thickness:0.5 cm
129	Rim	Part of a thick-walled, grey, jar type earthenware mouth made of well baked clay with mixed content. Edged mouth folded outwards. Visible smoke layer on surface.	--	wall thickness: 1 cm

No	Type	Description	Unit	Dimensions
130	Body	Part of a yellowish, well baked jar type earthenware made of pure content clay. Edged mouth folded outwards. Outer surface grooved. Shoulder ornamented with a wavy line. Photo 47	--	wall thickness:0.5 cm
131	Body	Part of an earthenware with concave ornaments notched before baking. Thick-walled, light red, well baked clay with sand content.	--	wall thickness:1 cm
132	Body	Fragment of an earthenware with wavy ornaments. Made of well baked, pink and pure clay. Thick-walled.	--	wall thickness:0.8cm
133	Body	Fragment of a large size earthenware with wavy ornament scraped surface. Poorly baked clay with sand content. Light red. Thick-walled.	--	wall thickness:1.2 cm
134	Body	Part of a earthenware with green background and colourless glazed interior. Red, made of pure content clay on potter's wheel, well baked.	--	wall thickness:0.7 cm
135	Body	Part of a thick-walled, red, well baked earthenware.	--	wall thickness:1 cm
136	Handle	Part of a sand mixed, baked, red clay earthenware handle. Flat and wide handle, protruded. Handle covered with notched cross ornaments. Middle Part grooved .	--	width:4.5 cm
137	Handle	Part of jar type earthenware handle. Flat, wide and ribbonlike handle attached to narrow necked mouth edge. Yellowish, well baked clay with sand content.	--	width:5 cm
138	Handle	Part of a plate, wide and ribbonlike handle of a miniature earthenware. An ornament attached onto handle. Middle Part deeply grooved. Well baked clay with sand content. Light yellow.	--	width:2.2 cm
139	Handle	Fragment of a plate, wide and ribbonlike handle. Supposedly a large size earthenware handle. Surface covered with very thin engobe. Well baked with sand content.	--	width:3.8 cm
140	Body	Thick-walled, pure content clay, yellowish, perfectly made unglazed earthenware. Earthenware mouth edge inclined outwards. Ribbonlike handle bridging shoulder and body.	--	width:3.5 cm
141	Jar body	Fragment of a large size household jar. Thick-walled and with significant sand content. Light pink. Belt like ornamented.	Unit14 Depth: 20-40 cm	wall thickness:1.5 cm
142	Base	Part of a thick-walled, pink, well baked, fine sand content, roughly shaped earthenware. High heeled and narrow bottom.	--	wall thickness:1 cm
143	Base	Fragment of a earthenware bottom, pink, well baked clay with sand content. Flat bottomed.	--	wall thickness:0.6cm bottom.dia:4 cm
144	Body	Part of a thick walled, earthenware with green-yellowish spotted colourless glazed interior. Light yellow, well baked clay.	--	wall thickness:0.6 cm
145	Body	Part of a thick-walled yellowish well baked jar type earthenware. Clay with sand content. Flat and narrow bottomed.	--	wall thickness:1.1 cm
146	Body	Part of a large size earthenware. Straight edged mouth. A circular ornament stamped on surface before baking. Pink, well baked clay with sand content.	--	
147	Base	Part of a thick-walled earthenware bottom. Light pink, well baked clay with sand content. Narrow and flat bottomed. White engobed, thin edged.	Unit31 Depth: 40-60 cm	wall thickness:1 cm
148	Pot	Part of a vase type glazed earthenware pot. Pink. Sand mixed. High heeled.	--	wall thickness:0.6 cm
149	Sherd	Thick-walled, light pink glazed, baked clay with fine sand content. Light blue interior and grey concentric lined exterior.	--	wall thickness:1 cm
150	Sherd	Potsherd with colourless glazed dark green background interior . Mouth edge folded outwards. Well baked clay with sand content.	--	wall thickness:0.5 cm
151	Sherd	Part of a flat mouthed earthenware. Light yellow earthenware with sand content. Exterior deep grooved .	--	wall thickness:0.5 cm
152	Jar	Part of a well baked, red, jar type pot with fine sand content. Mouth edge folded outwards.	--	wall thickness:0.5 cm
153	Sherd	Part of a pink, well baked, glazed earthenware made of clay with pure content. White, green, yellow simple ornamented, glazed interior. Mouth edge folded outwards.	--	wall thickness:0.5 cm

No	Type	Description	Unit	Dimensions
154	Handle	Handle of a well baked earthenware saucepan type earthenware made of grey clay with sand content. Notched ornaments on flat and wide handle. Ornaments spotted on handle and at connection to shoulder.	--	wall thickness:0.5 cm
155	Body	Part of a thick-walled, pink, well baked jar type earthenware made of clay with sand content. Earthenware surface wavy lined before baking.	--	wall thickness:0.8cm
156	Handle	Part of a ribbonlike handle. Double grooved handle surface. Yellowish well baked clay. Clay with sand content.	--	width:2.5 cm
157	Base	Fragment of a vase or candle type earthenware bottom. High heeled, hollow. Poorly baked clay with sand content. Light brown.	--	bottom dia:5 cm
158	Body	Part of a medium size jar with twisted (belt like) ornament in central Part. Thick-walled, perfectly baked clay with sand content.	--	wall thickness:1 cm
159	Plate	Part of a glazed plate. Colourless enamel applied on bright grey and light green background of interior. Exterior ornamented with a few horizontal grooved lines. Light pink clay with fine sand content. Mouth edge slightly inclined outwards. Supposedly a simple shaped plate.	--	wall thickness:0.5 cm
160	Rim	Part of a large size household jar mouth. Thick-walled, light grey, well baked with sand content. Conic mouth edge folded outwards. Hand stroked interior and exterior. Mouth edge exterior ornamented with 3 finger made concaves before baking. Shoulder ornamented with short notches. Interior covered with smoke layer. Convex inner mouth edged.	Unit12 Depth: 20-40 cm	wall thickness:1.5 cm
161	Base	Flat, plain and rough shaped jar bottom. Bottom is of similar diameter with body. Thick-walled. Well baked clay with sand content.	--	bottom dia:23 cm
162	Jar	Thick-walled, well baked clay with sand content jar type earthenware bottom. Narrow and flat bottomed.	--	bottom dia:7.2 cm
163	Rim	Part of a thick-walled, light pink, sand content, well baked large size, flat sided jar mouth. Flat and wide edged mouth.	--	wall thickness:1.7 cm
164	Shoulder	Part of a thick-walled, light pink, well baked, flat sided earthenware shoulder with sand content. Mouth ornamented with finger made concaves before baking. Grooved surface.	--	wall thickness:1.2 cm
165	Jar	Part of a thick-walled, well baked jar shoulder made of greyish-brown clay with sand content. Flat, wide and attached handle of a rough, handmade earthenware. Wavy ornamented.	--	wall thickness:1 cm
166	Body	Part of a thick-walled, brown, flat sided earthenware body made of clay with significant sand content. Linear ornament elements made with finger on outer surface before baking. Flaked and crumbling as a result of poor baking.	--	wall thickness:2 cm
167	Jar	Part of a thick-walled, brown jar type earthenware made of well baked clay with sand content. Earthenware shoulder ornamented with a comb-like tool. A hand-made rough product.	--	wall thickness:1 cm
168	Handle	Flat and wide hooked handle. Semi-circular. Small size jar handle. Flat handle connecting mouth edge and shoulder. Smoke traces visible on outer surface. Brown jar made of poorly baked clay with sand content.	--	handle length:4cm width:1.7cm wall thickness:0.6 cm
169	Neck	Neck of a thin walled, light pink jar made of perfectly baked clay with pure content. Narrow and long tubular necked. Handle trace visible on neck. Edged mouth.	--	neck height:7cm wall thickness:0.5 cm
170	Rim	Part of a thick-walled, grey, well baked, flat sided jar type earthenware mouth. Smoke traces preserved on surface.	--	wall thickness:1.6 cm
171	Handle	Part of a flat, wide and ribbonlike handle. Clay with sand content. Well baked handle	--	size:2.8x1.5 cm
172	Handle	Part of a flat, wide and ribbonlike handle. Handle central Part grooved. Well baked with sand content.	--	size:2x1 cm
173	Body	Part of a jar with horizontal spikelike ornaments. Thick-walled.	--	wall thickness:1 cm
174	Jar	Part of a jar type earthenware body. Mouth slightly narrow, straight edged. Shoulder significantly narrows merging into body. Hand stroked surface.	--	wall thickness:0.6 cm

No	Type	Description	Unit	Dimensions
175	Plate	Part of a plate type earthenware with colourless glazed dark green background interior. Earthenware clay red and with sand content. Well baked. Mouth flat and inclined outwards. Engobed layer damaged.	--	wall thickness:0.7 cm
176	Sherd	Part of a earthenware with brown simple ornaments and white concentric lines, colourless glazed surface. Part of a shallow plate. Flat and wide bodied. Concentric scrapes made by potter's wheel visible on outer surface. Yellowish clay.	--	wall thickness:0.6cm
177	Jar	Part of a thin walled, well baked jar type earthenware made of pure content whitish clay. Vertical and wavy ornaments drawn with a comb like tool on earthenware shoulder. Stroked surface.	Unit14 Depth: 30-50 cm	wall thickness:0.5 cm
178	Jar	Part of a thin walled, well baked, pure content, white jar type earthenware. Earthenware mouth folded aside. Shoulder wavy ornamented.	--	wall thickness:0.6 cm
179	Jar	Part of a greyish-brown, well baked jar type earthenware. Mouth folded outwards. Surface covered with smoke layer.	--	wall thickness:0.7 cm
180	Base	Part of a thick-walled, jar type earthenware bottom of pure content, light pink. Flat bottomed. Photo 20	--	bottom dia:11cm wall thickness:0.8 cm
181	Handle	Part of a flat and wide handle. Light brown. Deeply grooved surface.	--	width:2.2cm length:4.5 cm
182	Body	Fragment of a greyish-brown, poorly baked jar type earthenware. Surface ornamented with grooved and straight parallel lines.	--	wall thickness:0.7 cm
183	Sherd	Part of a earthenware with colourless glazed grey and light black interior background. Light pink. Well baked. Thin walled.	--	wall thickness:0.5 cm
184	Shoulder	Part of a thin walled, white jar type earthenware shoulder. Ribbonlike handle bridging shoulder and neck come off. Narrow necked.	Unit12 Depth: 40 cm	wall thickness:0.6cm neck.dia:3.5cm handle.width:2,5 cm
185	Handle	Part of a brown earthenware pot handle. Ribbonlike. Handle wide and flat. Finger grooved side.	Unit4 depth: 20 cm	wall thickness:1 cm
186	Base	Flat and wide bottom. Supposedly Part of a jar type earthenware. Thick-walled. Brown clay.	--	wall thickness:1.2 cm
187	Glazed body	Part of an glazed plate. Circular and straight lines drawn across red plain interior ornaments followed by colourless enamel.	--	wall thickness:0.6 cm
188	Plate	Part of a plate with colourless glazed green plain ornamented interior. Outer shoulder horizontally parallel groove ornamented. Pure content, well baked clay.	--	wall thickness:1 cm
189	Ore	Silvery obscure obsidian ore. Used as raw material for tool making. Notch traces preserved on upper side. Left side sparsely feather edged. One side cutting type, the other side curry comb type.	--	
190	Stone tool	Part of an instrument made of a silvery obsidian. Although a board shaped, left side slightly featheredged.	--	
191	Vase	High heeled, light pink perfectly baked vase type pot made of clay with fine sand content. Pot mouth edge inclined inwards. Single stripe grooved exterior.	Unit14 Depth: 80 cm	Mouth dia: 28cm bottom.dia:9cm height:8 cm
192	Body	Fragment of a thick-walled, pink earthenware. Surface ornamented with grooved straight lines and other symbols. Also attached buttonlike ornaments available.	Unit11 Depth: 20 cm	wall thickness:0.8 cm
193	Jar	Fragment of a pink jar type pot. Horizontal ornaments grooved on shoulder. Neck directly merged into shoulder.	--	wall thickness:0.6 cm
194	Saucepan	Part of a large size saucepan. Thick-walled, non-organic, black-grey brown, poorly baked, smoked. Traces of obvious long-term use in fire place available. Mouth straight edged. Flat and wide handled. Ear shaped with a hole in central Part. Body supposedly biconic.	Unit4 Depth: 20-40 cm	wall thickness:1 cm

No	Type	Description	Unit	Dimensions
195	Jug	Part of a thick-walled, pink, long and narrow necked jug type pot. Mouth edge folded outwards. Narrow neck gradually merging into shoulder.	Unit4 Depth: 40-60 cm	wall thickness:1 cm
196	Rim	Part of a thin walled, light pink jar type pot mouth. Mouth edge inclined outwards. Horizontal wavy ornament drawn on outer side.	--	wall thickness:0.5 cm
197	Handle	Part of a medium size water jar type earthenware handle. Vertical handle supposedly attached to earthenware neck and shoulder. Flat and wide shaped.	--	
198	Body	Fragment of an earthenware with yellow, green and brown glazed interior. Pure and well baked orange clay of compact content.	--	wall thickness:0.5 cm
199	Cutting tool	Dark and obscure black cutting tools made of volcanic obsidian. Plate and fragment shaped, feather edged.	--	
201	Cutting tool	Dark and obscure black cutting tools made of volcanic obsidian. Plate and fragment shaped, feather edged.	--	
202	Cutting tool	Dark and obscure black cutting tools made of volcanic obsidian. Plate and fragment shaped, feather edged.	--	
203	Handle	Large size, jug type earthenware handle. Flat shaped, wide and ribbonlike. Horizontally attached to body. Light yellowish clay.	Unit12 Depth: 40-60 cm	uzun:14. 5cm width:3.5 cm
204	Jug	Part of a large size jug type pot handle. Flat, wide and ribbonlike. Light yellowish surface. Well baked pure clay. Handle bridging earthenware neck and shoulder. Merged directly into earthenware.	--	width:3 cm
205	Saucepan	Part of a saucepan type earthenware handle. Handle flat, wide and ear shaped. Mouth straight edged. Openings available on upper Part of handle. Grey clay with sand content, poorly baked.	--	wall thickness:0.5 cm
206	Handle	Handle of a poorly baked saucepan type earthenware with made of greyish clay with sand content. Flat and wide handle edge ornamented, a convex hole in the central Part.	--	length:5cm wall thickness:0.5 cm
207	Rim	Part of a thick-walled jar type earthenware mouth made of poorly baked grey clay with sand content. Flat and wide mouthed, Spherical bodied.	--	wall thickness:1 cm
208	Body	Part of a thin walled jar type earthenware made of pure white clay, perfectly baked. Narrow and long necked, longitudinal bodied. Straight edged mouth. Comb like tool made horizontal wavy and straight parallel lines drawn shoulder. Neck directly merging into shoulder .	--	wall thickness:0.5 cm
209	Plate	Part of a well baked plate with slightly edged mouth made of clay with fine sand content. Smoke layer visible on surface.	--	wall thickness:0.5 cm
210	Handle	Jar type earthenware handle, flat, wide and circular shaped . Handle central Part with convex hole. Smoke layer visible on surface.	--	wall thickness:0.6 cm
211	Saucepan	Part of a well baked saucepan type earthenware handle made of red clay. Flat and wide, attached to earthenware shoulder. Straight edged and inwards inclined mouth.	--	length:7.5cm width:3 cm
212	Rim	Part of a jar type earthenware mouth, brown, edged and inclined outwards. Earthenware outer surface with smoke and burn traces.	--	wall thickness:0.6 cm
213	Lid	Flat and wide shaped lid. Ornaments drawn on surface with a comb like tool. Bottom slightly oval shaped. Thick-walled, with sand content, light brown, well baked clay.	--	wall thickness:1.8 cm
214	Grind stone	Flat, wide and longitudinal grindstone. Supposedly has been used.	--	length:11.7 cm
215	Glazed brick	Part of a light blue glazed brick. Damaged interior. Light brown, made of pure content clay, well baked.	Unit13 Depth: 10-60 cm	wall thickness:0.8 cm

No	Type	Description	Unit	Dimensions
216	Body	Part of a small size earthenware with dark brown glazed interior. Flat, wide and typical biconic bodied. Slightly edged, inclined mouth. Flat handle bridging mouth edge and neck. Heely bottom. Partially preserved.	--	Mouth dia:.5.7cm height:3cm bottom dia:4.2 cm
217	Jar	Part of a jar type earthenware. Wavy and straight lines drawn with comb like tool on shoulder. Clay light yellowish. Pure content clay, well baked.	--	wall thickness:0.7 cm
218	Handle	Flat, wide, ribbonlike handle. Pure content yellowish clay, well baked. Handle supposedly bridging earthenware neck and shoulder.	--	width:3 cm
219	Rim	Part of a thick-walled, large size household jar mouth, brown, made of clay with sand content. Mouth conic, inclined outwards. Relatively narrow necked. Burn traces visible on surface.	Unit 9 Depth: 20-40 cm	wall thickness:1.2 cm
220	Body	Part of a plate, brown and green glazed interior. Light green ornamented with geometrical symbols.	--	wall thickness:0.5 cm
221	Vase	Part of a vessel with enamel traces in internal and external surfaces. Earthenware surface green, interior white, green and brown glazed and ornamented with a geometrical symbol.	--	wall thickness:0.5 cm
222	Jar	mouth, body and bottom Parts of a large size, thick-walled household jar. Flat and wide bottomed. Mouth edge folded outwards. Mouth edge outer Part with a twisted ornament. Thick-walled, non-organic content, light red, well baked.	Unit 6 Depth: 60 cm	mouth dia:35.5cm wall thickness:1.5 cm
223	Jar	Fragment of a thick-walled, jar type earthenware with groove ornamented shoulder, mouth edge with notched line. Pink clay, well baked.	Unit 11 Depth: 20 cm	wall thickness:1.5 cm
224	Body	Part of a vessel, with dark green glazed interior, colourless layer on plain background. Yellowish pure content clay, well baked.	--	wall thickness:0.7 cm
225	Sherd	Part of a earthenware, white and yellowish glazed Part light green interior. Also, interior with circular concentric lines. Pink clay, well baked. Pure content clay.	--	wall thickness:0.7 cm
226	Rim	Part of a plate type earthenware mouth with black-brown, light green and white glazed interior. Pure content, well baked, light pink clay. Exterior with colourless enamel traces.	--	wall thickness:0.7 cm
227	Cutting tool	Cutting tool made of a black-brown flint. Slightly holed sides. Three sided.	--	size:7.2x2.2 cm
228	Body	Part of a plate type glazed earthenware with black, brown, green and white glazed interior. High heeled. Pink, fine sand content clay, well baked.	Unit 6 Depth: 20-40 cm	wall thickness:0.8 cm
229	Vase	Part of a vase or plate type earthenware with brown, green and yellowish interior . High heeled. Pure clay, well baked.	--	wall thickness:0.8 cm
230	Body	Part of a earthenware body with a scraped zig-zag ornaments. Clay with coarse sand content, poorly baked. Brown. Thick-walled.	--	wall thickness:2 cm
231	Sherd	Fragment of a thick-walled, light pink, large size earthenware of non-organic content, poorly baked. Surface with horizontal, spikelike ornaments.	--	wall thickness:1.2 cm
232	Jar	Part of a thin walled, white jar type earthenware body. Narrow and longitudinal necked, ribbonlike. Spherical bodied handle. Handle bridging mouth edge and shoulder. Photo 31	Unit9 Depth: 40- 60 cm	neck h: 6.5cm Handle.width:4.5cm wall thickness:0.6 cm
233	Handle	Part of a flat, wide and ribbonlike handle. Central Part grooved. Surface with an attached concave ornament. Pure content clay, well baked.	--	width:3.8 cm
234	Lid	Part of a thick-walled lid, clay with sand content, brown, straight and flat. Surface with grain shaped ornaments.	--	wall thickness:1.8 cm
235	Body	Part of a brown, large size saucepan with burn traces on surface. A tubular handle place preserved on surface. Shoulder with ornaments. Well baked.	--	wall thickness:0.6 cm

No	Type	Description	Unit	Dimensions
236	Jar	Large size household jar fragment. Conic mouth edged. Neck gradually merging into shoulder. Thick-walled, light pink clay with sand content, poorly baked.	--	wall thickness:2.2 cm
237	Cup	Part of a cup type earthenware with light brown, sometimes white glazed interior. Mouth slightly edged, inclined outwards.	--	wall thickness:0.6 cm
238	Vase	High heeled vase with green glazed interior. Pure content clay, well baked. Thick-walled. Light yellowish.	--	wall thickness:0.8 cm
239	Base	Part of a high heeled, light pink, pure content, well baked vase type earthenware bottom. Interior surface green and white glazed.	--	wall thickness:0.6 cm
240	Body	Part of a earthenware with Potsherd with light and dark brown glazed interior surface, made of yellowish clay, fully baked.	--	wall thickness:0.8 cm
241	Sherd	Potsherd with light and dark brown glazed interior surface.	--	wall thickness:0.6 cm
242	Rubbing stone	Small size rubbing stone of grey porous tuff. Right and left sides smoothed, other sides used for as a rubbing stone.	--	size:7x5.5x2 cm
243	Brick	Fragment of a red baked brick.	--	
244	Body	Part of a thick-walled, brown jar type earthenware with sand content. Smoke traces on yellowish body. Mouth folded outwards.	Unit 6 Depth: 60 cm	wall thickness:0.8 cm
245	Handle	Part of a large size saucepan handle. Flat, wide and leaf shaped. Central Part with opening. Handle sides concave finger ornamented. Light pink clay with sand content, well baked.	--	width:7.8 cm
246	Handle	Flat, wide and longitudinal ribbonlike handle. Part of a jar type earthenware clay, well baked. Light pink clay with fine sand content.	--	length:8.5 cm
247	Jar	Part of a jar type earthenware handle with smoke covered surface, clay with sand content, poorly baked. Grain shaped ornaments on handle connection point with body.	--	wall thickness:0.7 cm
248	Neck	Part of a jar type earthenware neck made of light pink clay with fine sand content, well baked, grinded surface. Narrow and long necked. Handle place trace preserved.	--	wall thickness:1 cm
249	Rim	Part of a large size household jar mouth. Mouth perimeter ornamented. Sand content clay, poorly baked. Light brown. Thick-walled.	Unit 12 Depth: 60-80 cm	wall thickness:1.5 cm
250	Lamp sherd	Part of a mini shaped lamp. Tubular spout top grooved. Upper side wide and mouth bent outwards. Enamel layer preserved inside. Small bottomed.	--	spout length:4.5 cm height:3.2 cm, mouth dia:6 cm
251	Fired clay	Part of a earthenware support. Light brown sand content clay, well baked.	--	wall thickness:1.2 cm
252	Base	Part of a glazed earthenware bottom. Light brown glazed interior. Ornamented with white stripes.	Unit 9 Depth: 60-80 cm	bottom dia:9 cm, wall thickness:0.7 cm
253	Handle	Saucepan type, large size earthenware handle. Flat, wide with holes in central Part. Handle both sides with groove ornamented. Smoke layer on surface.	--	long:9.5cm width:5 cm
254	Body	Part of a thick-walled, red earthenware made of clay with sand content, well baked. Narrow and straight edged mouth. Groove ornamented surface.	--	wall thickness:2.2 cm
255	Rim	Part of a light brown jar type earthenware mouth made of clay with sand content, well baked. Mouth edge folded outwards.	--	wall thickness:0.6 cm
256	Base	Bottom of a small, high heeled candle bottom. Brown clay, well baked.	--	dia:5cm width:3.2 cm
257	Handle	Part of a flat and wide handle with notched ornaments. Pink clay, poorly baked.	--	width:3.5 cm
258	Spout	Part of a jug type earthenware spout. Round sectional with convex holed centre. White clay, well baked.	--	dia:2.5 cm
259	Body	Potsherd Part of a earthenware with dark greenish interior. Circular and flat bottomed.	--	bottom dia:4.2 cm

No	Type	Description	Unit	Dimensions
260	Sherd	Potsherd with light green glazed interior. Mouth edge notch ornamented.	--	wall thickness:0.6 cm
261	Plate	Plate type earthenware with light and dark brown glazed interior	--	wall thickness:0.5 cm
262	Brick	Part of a baked red brick	--	thickness:5 cm
263	Lid	Lid used for large size household jar mouth. Round shaped and wide, handled. Handle flat and wide. Surface with vertical grooved ornaments. Thick-walled. Yellowish clay with sand content, poorly baked. Photo 36	Unit12 Depth: 60-70 3m	wall thickness:1.2 cm
264	Body	Large size household jar fragments. Round mouthed. Clay with sand content, well baked. Light red. Thick edged mouth folded outwards. Mouth edge notch ornamented. Photo 22	Unit9 Depth: 50-80 cm	wall thickness:1.5 cm
265	Butter Jar	Butter jar fragments. Body fragments. Large size and thick-walled. Bowl like bent, wide and flat handled. Horizontal handle. Edged holes on handle bottom body. Earthenware body ornamented with stripes of scraped wavy parallel lines and grooved dots. Butter jug mouth and bottom unavailable. Earthenware made of pure content clay, well baked. Yellowish. Photo 59.	Unit 12 Depth: 60-80 cm	wall thickness:1 cm
266	Rim	Wide mouthed, big household jar mouth fragments. Mouth edge with twisted ornaments. Clay with poorly baked sand content, light pink. Thick-walled.	--	wall thickness:1.5 cm
267	Base	Part of a thick-walled earthenware made of light pink clay with pure content, well baked, flat bottomed. Photo 20	--	wall thickness:1.2 cm
268	Body	Part of a thick-walled kheyra type earthenware, large size, light pink, made of clay with fine sand content, wide mouthed	--	wall thickness:1.2 cm
269	Jar	Large size household jar fragment. Flat and wide edge mouth folded outwards. Mouth edge surface wavy ornamented. Thick-walled light yellowish engobed. Clay with insignificant sand content, well baked. Thick-walled.	--	wall thickness:1.5 cm
270	Base	Thick-walled jar bottom. Bottom flat and wide. Sand content clay well baked, smooth surface.	--	wall thickness:1.5 cm
271	Handle	Part of a saucepan type earthenware handle. Wide mouthed. Handle goes vertically from mouth upwards. A finger made concave visible on handle bottom. Handle ornamented almond like notches from bottom to mouth edge. Handle interior ornamented with straight and almond like notches too. Light blue substance applied to internal surface. Probably a protection against evil eye. Clay with fine sand content. Red. Mouth edge ornamented with parallel thin scraped lines and attached button elements.	Unit 10 Depth: 20-40 cm	
272	Neck	Part of a jug type earthenware neck. Narrow necked. Pink clay. Grinded surface, red and ornamented with white engobed parallel vertical stripes.	--	wall thickness:0.7 cm
273	Rim	Part of a saucepan type earthenware mouth. Mouth edge round shaped and inwards inclined. Attached to earthenware horizontally. Bow shaped handle. Handle with wide opening in the centre. Hole type ornaments between handle and earthenware mouth lower Part. Handle slightly inclined upwards. Light pink earthenware. Smoke traces visible.	--	wall thickness:0.9cm hole dia:2 cm
274	Base	Part of a tray type earthenware bottom. Bottom wide and flat. Thick-walled. Light pink. Scraped lines of fruit symbols on whitish engobed internal background. White engobed traces preserved in lower Part.	--	wall thickness:0.8 cm
275	Product	Conic product made of dried whitish clay.	--	height:5.5cm lower dia:3cm upper dia:1.5 cm
276	Handle	Bottom of a large size household jar handle. Wide ribbonlike. Grooved surface. Vertically attached. Light pink.	Unit 15 Depth: 20-40 cm	section width: 3.5 cm
277	Base	Part of a tray type earthenware bottom. Wide and flat bottomed . Red coloured. Interior ornamented with whitish, green, yellow and brown glazed geometrical symbols.	--	wall thickness:0.5 cm
278	Tray	Part of a tray type earthenware bottom. Wide and flat bottomed . Red clay. Whitish, green and brown glazed interior.	--	wall thickness:0.5 cm

No	Type	Description	Unit	Dimensions
279	Kheyra	Part of a kheyra type earthenware bottom. Wide and flat bottomed. Interior ornamented with black geometrical symbols on whitish, green and black striped background. Red clay. Body sides go upwards. Bottom of upper Part white and light green enamel striped.	--	wall thickness:0.6 cm
280	Neck	Part of a jar type earthenware neck. Narrow neck gradually merged into shoulder. Mouth edged. Neck rounded with thin convex lines. Upper Part of semi-circular ribbonlike handle attached to back side of mouth bottom. Handle vertically attached to earthenware. Handle central Part slightly grooved. Whitish clay. Photo 56.	Unit 18 Depth: 20-40 cm	neck h: 4.3cm mouth dia: 2.9cm handle sectional width:2.3 cm
281	Body	Part of an earthenware pot. Probably Part of an earthenware pot lid. Thick-walled. Clay with significant sand and gravel content. Clay grey. One side of the surface rosy with lines of notched concentric circles on lithographed lines concentric circles.	--	wall thickness:1.6cm
282	Body	Part of a bowl type earthenware side. Sides directed vertically upwards and takes slightly biconic shape inclining inwards. Mouth round edged. A stripe grooved between mouth and body. Notched grain like ornaments encircle lower Part of stripe at earthenware mouth. Reddish-pink clay. Well baked. Body contains smoke traces.	--	wall thickness:0.9-1 cm
283	Vase	Part of a vase type earthenware body. Body widened upwards. Wide and oval bottomed. Red clay. Dark green glazed semi-circular ornaments on internal yellow-green glazed background. Bottom whitish engobed.	--	wall thickness:0.5 cm
284	Body	Fragments of a thick-walled earthenware. Roughly hand made. Light pink-whitish. Interior yellowish engobed and ornamented with wavy parallel stripes using a comb like tool. Surface with preserved smoke traces.	Unit 10 Depth: 50-80 cm	wall thickness:2.5 cm
285	Body	Part of a medium size saucepan type earthenware body. Slightly Spherical body. Straight edged mouth merged directly into body. Bottom of Handle horizontally attached to body. Handle ornamented with two grooves. Handle grooved with stripes, too. Light grey. Surface with preserved smoke traces.	--	handle section dia:2.5cm wall thickness:0.7 cm
286	Base	Part of a tray type earthenware bottom. Wide and flat bottomed. Mouth going slightly upwards widened sideward. Straight edged mouth. Light pink. White engobed interior.	--	wall thickness:0.5cm mouth width:1.5 cm
287	Lid	Part of a earthenware lid. Slightly convex centre. Flat shaped. Light pink. Whitish engobed surface. Lid centre striped with scraped parallel lines. Traces of another similar stripe visible slightly towards sides.	--	wall thickness:1.2 cm
288	Handle	Part of a tray type earthenware handle. Roughly handmade earthenware. Ear shaped handle tip bent downwards and slightly inwards. Earthenware interior from handle bottom grooved with two parallel lines. Light grey. Thick-walled.	--	wall thickness:1.3 cm
289	Base	Part of a vase type earthenware bottom. Circular and high heeled bottom. Earthenware body widened towards sides. Interior with visible white, black and green enamel traces. Red.	--	bottom dia:10 cm
290	Vase	Part of a vase type earthenware bottom. Circular and high heeled bottom. Bottom centre slightly convex from lower Part. Interior ornamented with grey glazed straight and semi-circular netlike lines. Red.	--	wall thickness:0.7 cm
291	Base	Part of a tray type small size earthenware bottom. Bottom slightly convex inwards. Mouth goes slightly upwards. Straight edged mouth. Pink. Photo 21	--	wall thickness:0.5 cm
292	Base	Half of a bowl type earthenware bottom. Bottom narrow and round heeled. Body slightly widened upwards. A convex stripe made between body and bottom. Whitish - grey.	--	bottom dia:5.5 cm
293	Cellar	Salt cellar type pottery base. Bottom narrow and heeled. Earthenware body slightly widened upwards. Light pink. Dark brown glazed interior.	--	bottom dia:4.1 cm
294	Base	Part of a medium size vase type earthenware bottom. Bottom wide and round heeled. Bottom lower Part sides wide grooved. Earthenware body widened upwards Light grey. Interior yellowish glazed background ornamented with dark brown glazed spots.	--	wall thickness:0.4 cm

No	Type	Description	Unit	Dimensions
295	Body	Part of a small size bowl type earthenware body. Body directed vertically upwards. Straight edged mouth slightly protruded. Directly merged into body. Light grey clay. Green glazed interior. Green enamel traces preserved on earthenware exterior, mouth bottom, as well.	--	wall thickness:0.5 cm
296	Base	Part of a medium size vase type earthenware bottom. Bottom wide and round heeled. Wide and deep groove in lower Part between bottom edge and centre. Earthenware body widened towards sides. Black glazed interior. Light pink clay.	--	wall thickness:0.5 cm
297	Handle	Part of a large size earthenware tubular handle. Baked at unstable temperatures. Grey clay, light pink surface.	--	sectional dia:2.7 cm
298	Handle	Part of a small size sectionally round handle. Narrow and vertically attached to earthenware. Light grey.	--	sectional dia:1 cm
299	Handle	Part of a small size earthenware bow shaped handle. Ribbonlike. Vertically attached to earthenware. Deeply groove made along handle. Pink clay. Scaled surface.	--	sectional width:2 cm
300	Handle	Part of a small size earthenware bow shaped handle. Convex ribbonlike. Vertically attached to earthenware. A convex stripe made along handle left side. Small button attached onto central. Light pink. Scaled surface.	--	sectional width:1.5 cm
301	Spout	Part of a jar type earthenware spout. Short and place at mouth edge bottom. Horizontally attached. Spout groove shaped with open upper Part. Mouth straight edged. Light grey. Photo 33	--	length:3.5 cm
302	Spout	Part of a medium size earthenware spout. Tubular shaped and narrowed towards tip. Pink clay. Surface red painted.	--	tip dia:1.2 cm
303	Rim	Part of a salt seller type earthenware mouth. Body widened upwards. Mouth grooved. Light pink clay. Yellow glazed interior. Thin walled.	--	wall thickness:0.3 cm
304	Neck	Part of a medium size earthenware neck. High and narrow necked. Earthenware apparently used for medicine or spices. Mouth edged. 3 convex stripes visible between neck and shoulder. Whitish clay. Photo 25	--	neck h:5.3cm wall thickness:2.3 cm
305	Rim	Part of a saucepan type earthenware mouth. Wide mouthed earthenware. Body slightly widened upwards. Straight edged mouth inclined inwards. Oval bottomed. Pink clay. Interior mouth edge green, body white glazed. Outer surface scaled.	--	wall thickness:0.4 cm
306	Cutting tool	Part of a cutting tool made of silver obsidian. Three sided. One side handled. Flat.	--	sectional width:3 cm
307	Product	Parts of wares made of unbaked clay. Smooth bottom, convex top. Oval concaved middle. Short neck of the side horizontally merged into shoulder. Straight edged mouth inclined outwards. Thick-walled. Pink-grey.	--	neck h:5 cm
308	Vase	Fragmented vase type earthenware. Round heeled bottom. Bottom Centre exterior green round protruded. Body widened upwards. Upright mouthed. Round edged mouth. Green circular ornaments drawn on whitish enamelled background centre. Mouth Part merging into body brown striped. Body ornamented with light green, brown and yellow glazed semi-circular symbols. Red clay.	Unit 15 Depth: 50-80 cm	bottom dia:8cm protrusion dia:1.7cm wall thickness:0.5 cm
309	Base	Part of a vase type earthenware bottom. Wide and round heeled bottom. Body widened upwards and towards sides. Light pink clay. Interior ornamented with consecutive brown and greyish glazed stripes. White round ornaments drawn on greyish glazed stripes.	--	
310	Handle	Part of a medium size earthenware handle, convex, ribbonlike. Vertically attached to earthenware. Slightly groove handle. Light pink.	--	sectional width:3 cm
311	Saucepan	Saucepan type earthenware handle. Ear shaped. Earthenware horizontally attached. Handle sides upright. Internal connection point with mouth concaved. Sides notched almond like ornamented. Light pink-greyish. Bottom covered with burn traces.	--	sizes:7.5x4.5 cm
312	Base	Medium size pottery base. Wide and round heeled bottom. Red clay. Black thin straight and curved lined ornament traces visible on internal surface.	--	dia:8 cm
313	Cellar	Half of a salt cellar type earthenware bottom. Heeled bottom. Light pink clay. Brown and yellow glazed interior.	--	dia:5 cm

No	Type	Description	Unit	Dimensions
314	Base	Part of a medium size earthenware bottom. Bottom heeled. A round concave on exterior central Part. Body upwards widened. Red.	--	outer dia:2 cm
315	Body	Part of a bowl type earthenware body. Body slightly widened upwards. Mouth bottom yellowish striped. Downwards from stripe concave wavy ornamented. Light pink. Internal surface covered with burn traces.	--	wall thickness:1 cm
316	Base	Part of a tray type earthenware bottom. Wide and flat bottomed. Dark pink clay. Interior ornamented with parallel and perpendicular green, whitish and yellow glazed stripes. Stripe edges brown lined.	--	wall thickness:0.8 cm
317	Body	Part of a earthenware body. Whitish clay. Exterior scraped with thin parallel lines.	--	wall thickness:0.5 cm
318	Rim	Part of a medium size jar type earthenware mouth. Wide mouthed earthenware. Mouth edge wide and flat, slightly widened outwards. Lower Parts of widened side wavy shaped. Low and wide neck gradually merged into shoulder. Light pink. Scale covered.	--	mouth edge width: 2.5 cm
319	Base	Part of a small size earthenware bottom. Interior upper Part concaved. Light pink clay. Both sides dark green glazed.	--	wall thickness:0.5-0.8 cm
320	Glazed pottery	Part of a small size faience earthenware. Whitish-grey clay. Both side turquoise glazed. Surface with grinded black fruit ornaments. Thin walled.	--	wall thickness:0.3 cm
321	Body	Part of a small size earthenware body. Biconic shaped earthenware. Mouth slightly folded outwards. Thin edged mouth. Grey clay. Surface both sides grinded and dark brown glazed. Thin walled.	Unit 10 Depth: 50-80 cm	wall thickness:0.3 cm
322	Glass vessel	Glass vessel base. Edged bottom lower Part concaved. A convex on internal surface accordingly. Surface completely grey and cloudy.	--	dia:3.3 cm
323	Lid	Half of a large size earthenware lid. Disk shaped lid with convex centre. Handle trace preserved in centre. Flat bottomed. Wavy edged. Another parallel attached wavy stripe ornaments lid edge. Photo 37	Unit 18 Depth: 50-70 cm	dia:17.5cm wall thickness:1.5 cm
324	Body	Part of a wide mouthed earthenware body. Body straight upwards. Straight edged mouth directly merged into body. Surface with one wide and two thin grooves. Light pink clay. Thin walled.	Unit10 Depth: 90 cm	wall thickness:0.6 cm
325	Rim	Part of a kheyra type earthenware mouth. Shallow earthenware fragment. Oval bottomed. Body widened sideward. Mouth edge slightly inclined inwards. Light pink clay. Whitish glazed interior. Green enamel traces visible on mouth edge. Mouth edge lower Part brown lined. Another brown line traces visible on earthenware central Part.	--	wall thickness:0.5 cm
326	Rim	Part of a small size plate type earthenware mouth. Body upwards widened. Straight edged mouth. Light pink. White engobed mouth on both sides. Exterior edged with crossed black stripes.	--	wall thickness:1 cm
327	Body	Part of a medium size Spherical earthenware body. Thick-walled. Whitish clay. A hexagonal star stamped on surface. Star within short convex lined stripes. A round shaped sun symbol is stamped on left side. Sun symbol with seven rays and crossed with a scraped line .	--	wall thickness:1 cm
328	Sherd	Part of a biconic shaped earthenware body. Wide and straight edged-mouth directly merged into neck. An ear shaped handle attached to central Part of body. Handle horizontally attached on to earthenware. Earthenware central Part divided into two with handle. Handle cross lined with notches, concaved spot on bottom. "x" like ornaments with tiny buttons inside drawn handle left side. Handle bottom concaved. Light pink. Thick-walled. Photo 50	--	mouth edge width:1.5cm wall thickness:1 cm
329	Handle	Ear shaped handle of a medium size earthenware. Rounded protrusion shaped. Horizontally attached on to earthenware. Flat bottomed. Concaved surface. Scattered dots visible around concave. Light pink clay. Bottom with smoke traces. Photo 42	--	dia:4cm concave dia:1.7 cm
330	Base	Part of a plate type earthenware bottom. Wide and flat bottomed. Light pink clay. Light green straight and circular stripes drawn on dark green glazed background interior.	--	wall thickness:0.5 cm

No	Type	Description	Unit	Dimensions
331	Handle	Part of a small size earthenware handle. Semi-circular shaped. Vertically attached on to earthenware. Handle central Part thin and shallow grooved. Thin edged mouth. Handle top starts from straight edged mouth bottom. Apparently, pear shaped earthenware with significantly scaled surface. Dark green glazed interior, slightly light green glazed exterior.	--	wall thickness:0.5cm dia:2.8 cm
332	Rim	Part of a large household jar mouth. Wide and flat mouth widened outwards. Straight edged. Low and wide neck gradually merged into shoulder. Thick-walled earthenware. Light pink clay.	Unit16 Depth: 20-40 cm	mouth width:4cm wall thickness:2.2 cm
333	Base	Medium size earthenware bottom. Wide and flat. slightly concaved exterior, convex interior. Body upwards slightly widened. Thick walled. Light pink.	--	dia:8.3cm wall thickness:1 cm
334	Body	Part of a vase type earthenware body. Body widened sideward. Bottom narrow and round heeled. Red clay. Dark green glazed interior ornamented with background brown striped circles. Whitish engobed bottom. Thick-walled.	--	wall thickness:1 cm
335	Body	Part of a plate type earthenware body. Body straight upwards slightly inclined inwards at mouth. Mouth round edged. Heeled bottom. Pink clay. Surface both sides whitish engobed, yellow glazed interior mouth edge, and black glazed body.	--	wall thickness: mouth:0.8cm body:1.5 cm
336	Neck	Part of a medium size earthenware neck. Neck upward. Mouth round edge directly merged into neck. Body narrowed downwards. Neck external upper side wavy. White glazed surface in both sides. Exterior green and yellow enamel traces visible. Grey clay.	--	neck height: 3.4 cm
337	Handle	Half of a small size earthenware handle, round shaped, ribbonlike. Horizontally attached on to earthenware. Buttons attached on to surface. Light pink clay.	--	dia:3.3 cm
338	Body	Part of a large household jar body. Thick-walled. Baked at unstable temperatures. Surface chainlike striped. Light pink. Whitish engobed surface.	Unit20 Depth: 20 cm	wall thickness:1-1.5 cm
339	Body	Part of a medium size earthenware body. Body striped chainlike. Stripe lined with three thin scrapes. Whitish clay.	Unit21 Depth: 20 cm	wall thickness:0.8 cm
340	Base	Part of a vase type earthenware bottom. Bottom narrow and round heeled. Red clay. Interior ornamented with black and white glazed geometrical symbols.	--	wall thickness:1 cm
341	Base	Part of a tray type earthenware bottom. Wide and flat bottomed. Red clay. Whitish engobed bottom. Light green glazed interior ornamented with thin parallel brown lines, circular and fruit symbols.	--	wall thickness:0.8 cm
342	Base	Part of a medium size earthenware bottom. A round heeled bottom. Whitish clay. Upwards widened body. Interior with green enamel trace.	Unit 16-17 Depth: 20-40 cm	
343	Body	Part of a small size earthenware body. Spherical body. Two parallel grooved lines on body. Light pink.	--	wall thickness:0.7 cm
344	Base	Part of a vase type earthenware bottom. Wide and round heeled bottom. Whitish clay. Brown and green striped interior glazed background.	--	
345	Vase	Part of a vase type earthenware bottom. Bottom wide and round heeled. Body upwards widened. Red clay. white engobed interior ornamented with brown semi-circular cross lines. Ornaments yellow and light green glazed.	--	
346	Rim	Part of a small size plate type earthenware mouth. Body widened sideward. Round edged mouth. Light pink yellowish shades. Brown glazed interior. White stripes around mouth edge.	--	
347	Handle	Part of a medium size earthenware handle, ribbonlike. Vertical handle slightly inclined. Convex stripe along handle. Whitish.	--	sectional width:2.4 cm
348	Body	Part of a medium size earthenware body. Almond like ornaments notched around earthenware. Ornaments of wavy and semi-circular Arabic letter scraped on bottom. Clay with gravel and sand content. Light pink. Surface with smoke traces.	--	wall thickness:0.8 cm

№	Type	Description	Unit	Dimensions
349	Rim	Part of a small size earthenware mouth. Upright mouthed. Round edged. A protrusion visible below mouth. Pressed round ornaments on protrusion. Grey.	--	
350	Base	Part of a salt cellar type earthenware bottom. Heeled bottom. Light pink clay. Light green glazed interior.	--	
351	Body	Part of a vase type earthenware body. Body widened sideward . Whitish clay. Slacked bottom. Silvery clouded glazed background interior ornamented with white circular and black straight lines.	Unit 20-21 Depth: 20-40 cm	wall thickness:1 cm
352	Body	Part of a medium size Spherical earthenware body. Thick-walled. Whitish clay. Dark green glazed surface.	--	wall thickness:1 cm
353	Shoulder	Part of a medium size Spherical earthenware shoulder. Narrow edged mouth. Shoulder widened sideward. A thin walled earthenware fragment. Baked at unstable temperatures. Whitish clay. Grinded surface.	--	wall thickness:0.5 cm
354	Base	Part of a vase type earthenware bottom. Bottom round heeled. Body widened sideward. Light pink clay. Light green glazed interior. White engobe traces on bottom.	--	wall thickness:0.9 cm
355	Cellar	Half of a salt cellar type earthenware bottom. Bottom heeled. Light pink clay. Green glazed interior.	--	dia:5 cm
356	Handle	Part of a medium size earthenware handle. Handle ribbonlike vertically attached on to earthenware. Slightly grooved along handle. Light pink. Surface red painted.	--	sectional width: 3.2 cm
357	Rim	Part of a plate type earthenware mouth. Body slightly widened sideward. Flat mouth directly merged into body. Mouth edge slightly widened. Dark pink. Interior white glazed. Mouth brown line ornamented with green and yellow fruit symbols. Mouth bottom interior green striped. Stripe bottom brown lined. Two more brown parallel lines traces visible in earthenware centre.	--	Mouth width: 1.5 cm
358	Cup	Part of a cup type earthenware mouth. Round edged mouth directly merged into body. Body widened sideward . Light pink clay. Green glazed interior. Green enamel traces visible on earthenware bottom , as well.	--	
359	Handle	Part of a medium size earthenware handle. Ear shaped horizontally attached on to earthenware. Holed centre. Light pink clay.	--	dia:5.5 cm
360	Rim	Part of a medium size jar type earthenware mouth. Mouth slightly folded sideward. Low and wide mouth edge perimeter ornamented with notched lines. Neck gradually merged into shoulder. Grey clay. Surface with serious burn traces.	--	neck height: 1.8cm wall thickness:0.5 cm
361	Body	Part of a saucepan type earthenware body. Medium size earthenware. Earthenware body narrowed downwards. Mouth straight edged. Ear shaped handle. Handle bottom longitudinally concaved. Baked at unstable temperatures. Red interior, brown exterior.	Unit 16-17 Depth: 20-40 cm	wall thickness:0.8 cm
362	Jar	Parts of a Spherical bodied jar type earthenware body. Mouth folded sideward merged into body directly. Mouth round edged. Body top striped with longitudinal notched ornaments. Another vertical stripe made on right hand. Brown. Burn and smoke traces visible on surface.	--	wall thickness:0.8-1 cm
363	Base	Part of a plate type earthenware bottom. Oval bottom. Slightly widened sideward. Mouth round edged. Light pink. Sides wavy outwards. Green glazed interior.	--	wall thickness:0.8cm side h: 2.7 cm
364	Body	Part of a thick-walled earthenware body. Convex striped. Light pink.	--	wall thickness:1 cm
365	Base	Part of a tray type earthenware bottom. Bottom wide and flat, sides slightly upright. Slightly wavy bottom. Yellow glazed interior background ornamented with white and green lines. Yellow whitish clay.	--	wall thickness:0.5-0.7 cm
366	Body	Part of a small size earthenware body. Thick-walled. Cross notched and dashed lines striped. Red clay.	--	wall thickness:0.5-0.9 cm
367	Cellar	Part of a salt cellar type earthenware body. Body upwards widened. Bottom heeled. Whitish clay. Green glazed interior.	--	
368	Bowl	Part of a small size bowl type earthenware bottom. Bottom round heeled. Body sideward widened and upright. Whitish clay. Dark green glazed interior background striped with a horizontal, light green, parallel lines.	--	wall thickness:0.5 cm

No	Type	Description	Unit	Dimensions
369	Rim	Part of a tray type earthenware mouth. Mouth folded sideward. Edges rounded. Spikelike stripe ornaments notched on surface.	--	mouth width:3.5 cm
370	Glass	Thin glass ware. Colourless, glided surface.	--	wall thickness:0.3 cm
371	Rim	Part of a miniature earthenware mouth. Salt cellar type earthenware. Mouth slightly folded sideward. Round edged. Light pink clay.	--	
372	Base	Part of a medium size jar type earthenware bottom. Wide and flat bottomed. Body widened sideward. Whitish clay.	Unit 20-21 Depth: 40-60 cm	dia:9.2 cm
373	Body	Part of a wide mouthed, thick-walled earthenware body. Mouth edge wide and concave ornamented. An upright protruded and concave element on mouth. Probably Handle piece. Mouth directly merged into body. Dark pink clay with greyish surface. Interior cross grooved from mouth downwards.	--	wall thickness:1.7 cm
374	Jar	Jar type medium size earthenware bottom. Bottom wide and flat. Body widened sideward. Light pink clay. Bottom white engobed.	--	dia:7.5 cm
375	Rim	Part of a thick-walled earthenware mouth. Mouth slightly inclined inwards. Round edged. Handle trace visible. A straight shoulder between handle and mouth. A convex button pressed on shoulder towards handle. Light pink-greyish clay. Biconic earthenware.	--	wall thickness:1.1 cm
376	Handle	Part of a large size earthenware lid handle. Cylindric upwards widened. Surface smooth edged. Interior empty. Lid traces in lower Part. Light pink clay. White engobed. Photo 35	--	height:3.5cm dia:3cm mouth dia:4.5 cm
377	Neck	Part of a medium size jar neck, wide necked. Neck low and wide. Mouth folded sideward. Mouth round edged. Neck gradually merged into shoulder. Lines of small triangular ornaments notched on shoulder. Light pink clay. Burn traces on mouth outer surface.	--	height:4 cm
378	Rim	Part of a bowl type earthenware mouth. Mouth inclined inwards round edged. Directly merged into body. Body slightly widened upwards. A groove between mouth outer surface and body. Two more parallel shallow grooves downwards from groove. Light pink clay. According to another assumption Part of a tray type earthenware. Earthenware bottom flat and wide mouth slightly upwards.	--	wall thickness:0.7-1 cm
379	Body	Part of a large size jar type earthenware body. Two parallel grooves on body (distance-4.2 cm). Grey clay. Slacked surface. Both sides surface whitish engobed.	--	wall thickness:0.8 cm
380	Base	Part of a tray type earthenware bottom. Wide and flat bottom. Slightly upwards mouth widened sideward. Potter's wheel wavy traces visible on bottom. Interior yellow glazed and ornamented with brown spots. Round edged mouth.	--	wall thickness:0.5 cm
381	Body	Part of a medium size earthenware body. Top side ornamented with diagonal notched lines. A narrow strip of three scraped parallel lines on bottom. Another similar stripe lines earthenware central Part. A wavy ornament notched between stripes. Light pink. Covered with serious burn traces.	--	wall thickness:0.7 cm
382	Body	Part of a small size earthenware body. Body slightly widened upwards. Mouth folded sideward. Straight edged. A Spherical bodied earthenware. Relatively narrowed upright mouth slightly inclined sideward. Attached on to body. A thin scraped line made around mouth central Part. Light pink. Surface completely covered with burn traces.	--	wall thickness:0.5-1 cm
383	Rim	Part of a earthenware mouth. Straight edged mouth inclined sideward. Body protruded at mouth level. A concave between mouth and body. Thick-walled body. Interior with smoke traces. Light pink.	--	wall thickness:2 cm
384	Plate	Part of a plate type earthenware mouth. Round edged mouth. Body widened sideward. Whitish clay. Green spotted ornaments on yellow glazed interior background.	--	wall thickness:0.6 cm

№	Type	Description	Unit	Dimensions
385	Body	Parts of a thin walled medium size earthenware body. A Spherical bodied earthenware. Relatively narrow and edged mouth. Edge bottom grooved. Dotted ornaments around earthenware upper Parts from bottom upwards. Similar dotted ornaments made on mouth edge. White clay. Grinded.	--	wall thickness:0.5 cm
386	Spout	Root of a earthenware spout. Narrowed towards tip. Interior protrusion holed. Spout section ribbonlike. Light pink clay. Green glazed all sides.	--	section width:4 cm
387	Neck	Part of a medium size jar type earthenware neck. Neck low and wide, gradually merged into shoulder. Horizontal ornaments notched along merging line. Mouth folded sideward, straight edged. Light pink clay.	--	neck height: 2.5cm wall thickness:0.5 cm
388	Body	Part of a saucepan type medium size earthenware. Body slightly biconic. Mouth folded sideward and directly merged into body. Mouth round edged. Upright ear shaped handle angle wise on body bottom. Handle middle with an opening. Almond like lines ornaments notched along body perimeter. Horizontal almond like notched ornaments line from handle sideward. upper left side handle root and right root convex spots made. Light pink clay. Serious burn and smoke traces on surface.	--	Handle width: 2-7cm opening dia:2cm mouth width: 3cm wall thickness:0.4-1 cm
389	Handle	Part of a medium size earthenware handle, ribbonlike. Attached to the earthenware vertically. Light pink clay. Slacked and whitish engobed.	--	section width:2.2 cm
390	Body	Part of a medium size earthenware body. Parallel grooved lines stripe. Light pink clay. Red painted.	--	wall thickness:0.8 cm
391	Rim	Part of a cup type thick-walled earthenware mouth. Body widened upwards. Mouth straight edged, directly merged into body. Light pink clay. Burn traces covered surface.	--	wall thickness:0.9 cm
392	Lid	Part of a earthenware lid edge. Smooth and straight edged. Double line of notched spikelike ornaments. Pink clay. Smoke traces visible on bottom.	--	width:3.3cm width:1.1 cm
393	Body	Part of a medium size earthenware body. Clay with significant sand content. Light pink. A stripe wavy ornaments between double parallel scraped lines.	--	wall thickness:0.7 cm
394	Cellar	Part of a salt cellar type small earthenware body. Body widened sideward. Round edged mouth directly merged into body. Wavy back. Interior dark and light green glazed. Pink clay.	--	wall thickness:0.7cm
395	Base	Medium size earthenware bottom. Oval bottom with, concaved centre. Compacted clay. Light pink.	--	bottom dia: 6.5cm concave dia: 4.5 cm
396	Lid	Part of a earthenware lid. Wide and flat shaped. Consecutive pressed buttons and notch almond like ornaments between parallel grooves from lid edges towards centre. Lid centre lined with scraped lines and a groove. Grey clay, light pink surface. Photo 63.	Unit 16-17 Depth: 70-90 cm	thickness 1 cm
397	Body	Part of a biconic shaped earthenware body. Earthenware centre lined with an almond like convex stripe. Earthenware drastically narrowed from stripe downwards. An ear shaped handle trace visible on surface. Mouth straight edged and inclined sideward. Light pink. Interior with smoke traces.	--	
398	Body	Part of a earthenware body. Diagonal convex stripe of notched almond like ornaments. Slacked surface. Grey clay, red interior. Interior with burn traces. Thick-walled.	--	wall thickness:1.1 cm
399	Base	Part of a earthenware bottom. Flat bottom. Widened sideward. Round edged mouth. Grey clay. Brown enamelled interior background ornamented with dark brown and green stripes. Bottom yellowish engobed.	--	wall thickness:0.5 cm
400	Base	Part of a vase type earthenware bottom. Bottom narrow and flat, with slight inwards concave. Thin rice like ornaments attached on bottom edge. Body widened sideward. Interior yellow glazed background ornamented with black and green spots. Light pink clay. Bottom slacked and yellowish engobed.	--	dia:5.1 cm

No	Type	Description	Unit	Dimensions
401	Rim	Part of a salt cellar type earthenware mouth. Mouth slightly folded sideward. Round edged mouth. Wavy exterior. A brown vertical stripe on bone glazed interior background . Light grey clay. Grinded back.	--	wall thickness:0.6 cm
402	Stamp	Conic earthenware stamp. Top side convex. Bottom side wide with concaved interior. Octagonal shaped. Baked at unstable temperatures. Concave interior covered with smoke trace. Photo 69.	--	height:5cm bottom width: 4 cm
403	Handle	Part of a large size earthenware handle. Wide and ribbonlike mantle. Upright. An attached button on bottom. Grey clay, light pink surface.	Unit 20-21 Depth: 0.9-1 m	section width: 5.5 cm
404	Rim	Part of a earthenware mouth. Mouth slightly widened sideward. Wide and round edged mouth. Horizontally wavy exterior. Light pink clay. Both sides light and dark green glazed.	--	wall thickness:0.9 cm
405	Body	Part of a medium size biconic shaped earthenware body. Body centre with wide stripe of almond like convex ornaments. Stripe ornamented with parallel spikelike notches. Body narrowed downwards directly from the middle. Mouth inclined slightly inwards. Round edged. Light brown. Visible smoke traces.	--	
406	Handle	Part of a medium size earthenware handle. Narrow and ribbonlike. Vertical. Preserved Part bow-shaped bent downwards. Light grey clay. Surface smoothed and whitish engobed.	--	
407	Base	Salt cellar type earthenware bottom. Bottom narrowed, supported and heeled. Widened upwards. Light pink clay. Interior green glazed. Bottom yellowish engobed.	Unit16-17 Depth: 80-90 cm	dia:3.5 cm
408	Neck	Part of a medium size jar type earthenware neck. Neck wide and low, gradually merged into shoulder. Mouth straight edged, slightly protruding. Clay with significant gravelly sand content. Red. Surface both sides whitish engobed.	--	neck height:1.8cm wall thickness:0.8 cm
409	Bowl	Bowl or deep kheyra type earthenware. Narrow and flat bottomed. Body widened sideward and upwards. Mouth inclined inwards. Mouth round edged. Pink clay. Surface scaled. Mouth Partially broken.	--	Base dia:8.5cm body height:8cm mouth dia:20 cm
410	Base	Part of a vase type earthenware bottom. Bottom round heeled. Body sideward widened. Thick-walled. Light pink clay. Turquoise and grey fruit symbols on white glazed interior background. Bottom whitish engobed.	Unit 23 Depth: 20-40 cm	wall thickness:1.1 cm
411	Body	Part of a medium size earthenware body. Mouth broken. Apparently narrow, directly merged into body. Spherical bodied. Thick-walled. Mouth bottom grooved. Body striped with thin scraped lines. Pink clay. Surface with red paint traces.	--	wall thickness:1 cm
412	Body	Part of a medium size earthenware body. Ornamented with notched almond like and scraped wavy lines. Light pink clay. Whitish engobed.	--	
413	Handle	Part of a small size earthenware handle. Might be a lamp handle, as well. Handle horizontally attached to body. Supposedly ear or bow shaped. Mouth upright, round edged. A button attached to mouth bottom . Grey clay, greyish-pink surfaced. Surface with smoke traces. Thick-walled.	--	wall thickness:1.2 cm
414	Lid	Part of a lid edge. Sides slightly upright from central Part. Ornamented with spikelike notches. Dark pink. Thick-walled.	--	width:2.9cm wall thickness:1.2 cm
415	Rim	Part of a small size kheyra type earthenware mouth. Mouth upper Part slightly inclined sideward. Slightly edged inwards. Round edged. Light pink clay. Interior yellow glazed. Mouth perimeter dark brown striped. Engobed both sides background glazed.	Unit28 Depth: 20-40 cm	wall thickness:0.7 cm
416	Base	Part of a medium size kheyra type earthenware bottom. Body widened outwards. Mouth slightly inclined sideward . Round edged. Outer mouth edge thin grooved from bottom. Light pink clay. Interior whitish and green glazed and ornamented with brown fruit symbols. Two parallel brown lines drawn from mouth bottom along handle. Interior yellow enamel traces visible. Bottom dark brown, green and white glazed.	--	wall thickness:0.7 cm
417	Mineral	Dark red mineral agate. Supposedly used as raw material.		

No	Type	Description	Unit	Dimensions
418	Base	Part of a vase type earthenware bottom. Bottom round heeled. Centre convex. Body widened. Pink clay. Interior, green-clouded glazed.	Unit 36 Depth: 20-40 cm	
419	Base	Part of a vase or kheyra type earthenware bottom. Flat bottomed. Pink clay. Green glazed background interior ornamented with black fruit symbols. Thick-walled.	--	wall thickness:1 cm
420	Rim	Part of a salt cellar type miniature earthenware mouth. Mouth slightly widened sideward. Round edged. Edged body, grooved mouth. Mouth internal edge brown, bottom whitish glazed. Light pink clay.	--	
421	Glass	Part of a glass. Colourless and thin-walled.	--	
422	Jar	Part of a large household jar bottom. Wide and flat bottomed. Body upwards widened. Dark pink clay. Yellowish engobed surface.	Unit 23 Depth: 40-60 cm	dia:16.5cm wall thickness:1.2 cm
423	Body	Part of a large household jar body. Chainlike striped surface. Dark pink clay. Yellowish engobed.	--	wall thickness:1.1-1.5 cm
424	Body	Part of a medium size biconic shaped earthenware body. Mouth sideward folded. Round edged mouth. Slightly concaved between mouth and body. Surface ornamented with spikelike notches, bottom with convex stripe of diagonal notched lines. Body narrowed from middle downwards. Red clay. Surface covered with serious burn traces.	--	wall thickness:0.7cm mouth width:3.3 cm
425	Rim	Part of a wide mouthed jar type earthenware mouth. Thin walled. Low and wide neck gradually merged into shoulder. Mouth slightly folded sideward. Mouth straight edged. Mouth edge ornamented with diagonal notches. Light pink clay. Smoke traces visible on surface. Interior with burn traces.	--	wall thickness:0.6-1 cm
426	Handle	Part of a medium size earthenware pot handle. Ribbonlike, vertically attached to body. Pink clay. Whitish engobed surface.	--	section width: 2.2 cm
427	Base	Part of a vase type earthenware bottom. Bottom round heeled. Body widened sideward. Red clay. Interior green-clouded glazed and ornamented with dark green straight and circular lines.	Unit 28 Depth: 40-60 cm	wall thickness:0.4-0.9 cm
428	Vase	Part of a vase type earthenware bottom . Bottom wide and round heeled. Dark pink clay. Interior dark brown and yellow glazed. Bottom whitish engobed.	--	wall thickness:0.5 cm
429	Neck	Part of a medium size jug type earthenware neck. Narrow necked. Edged mouth. Two parallel convex stripes from mouth bottom. Stripes reach handle base. Vertically scraped lines ornament form stripes downwards. Pink clay. Exterior red painted.	--	wall thickness:0.5 cm
430	Rim	Part of a wide mouthed medium size jar type earthenware mouth. Mouth folded sideward. Directly merged into Spherical body. Round edged mouth. Pink clay. Thick-walled.	--	wall thickness:1 cm
431	Base	Part of a tray type earthenware mouth. Flat bottomed. Light pink clay. Interior ornamented with yellow glazed and dark brown stripe. Thin parallel lines scraped from bottom and yellowish engobed.	--	wall thickness:0.7 cm
432	Neck	Part of a jug type earthenware neck. Narrow necked. Mouth edged directly merged into neck. Pink clay. Whitish engobed surface.	--	wall thickness:0.5 cm
433	Handle	Part of a small size earthenware handle. Sides flattened. Semi-circular , attached to body vertically. Notch lines grooved along handle interior. Light pink.	--	section width: 2cm
434	Body	Part of a medium size earthenware body. Baked at unstable temperatures. A stripe of wavy scraped lines between two parallel scraped lines. Pink clay. Internal surface grey.	--	wall thickness:0.4 cm
435	Rim	Part of a thick-walled jar type earthenware mouth. Mouth edge widened slightly sideward. Mouth directly merged into wide and low neck. Baked at unstable temperatures. Light pink.	--	wall thickness:1.5 cm

No	Type	Description	Unit	Dimensions
436	Body	Part of a medium size biconic shaped earthenware body. Central Part ornamented with notch spikelike symbols along earthenware, and bottom with convex stripe of diagonal lines. Body narrowed from middle downwards. Red clay. Smoke traces visible.	--	wall thickness:0.8 cm
437	Rim	Part of a medium size earthenware mouth. Mouth wide and directly merged into body. Round edged. A horizontally attached protrusion from mouth downwards, supposedly Handle bottom. Protrusion notched. Three pressed buttons between protrusion and mouth.	--	wall thickness:0.8 cm
438	Cellar	Part of a salt cellar type small size earthenware bottom. Bottom flat heeled. Earthenware body widened upwards. Light pink clay. Interior glazed with yellowish-white and brown stripes. Consecutive stripes.	--	wall thickness:0.7 cm
439	Cutting tool	Part of a cutting tool made of a black obsidian. Three sided.	--	width:2.4 cm
440	Rim	Medium size jar type earthenware mouth. Mouth edged, slightly inclined sideward. Directly merged into low and wide neck. Light pink clay.	Unit 36 Depth: 20-40 cm	wall thickness:0.6 cm
441	Neck	Part of a jug type earthenware neck. Narrow necked. Mouth folded sideward. Mouth straight edged. Mouth bottom upper Part wavy convex striped. Surface both sides yellowish engobed, surface red painted.	--	neck height:4.7cm wall thickness:1 cm
442	Lid	Part of a lid edge. Lid centre convex. Thick-walled. Edge perimeter ornamented with notched spikelike symbols. Pink coloured. Wall narrowed towards tips.	--	wall thickness:1.2-2.1 cm
443	Body	Part of a earthenware body. Body surface striped with a scraped line. Vertical diagonal notched ornaments above and on line. Light pink clay. Thick-walled.	--	wall thickness:0.9 cm
444	Handle	Part of a large household earthenware handle. Handle wide and ribbonlike, attached to earthenware vertically. Clay with sand and shamotte content. Light pink. Centre of lower Part finger concaved.	--	section width: 4.5 cm
445	Handle	Ear shaped handle. Attached to earthenware horizontally. Flat handle with two attached buttons. A convex hole trace visible on wide central Part. Well baked. Light pink.	--	size:4.2x7.2cm qal:1.8 cm
446	Base	Part of a vase type medium size earthenware bottom. Bottom wide and round heeled. Body widened upwards. Light pink clay. Interior black, dark yellow and light yellowish glazed.	--	wall thickness:0.5 cm
447	Flint knife	Knife blade made of light grey flint. Double sided, with convex centre.	--	width:2.8 cm
448	Cutting tool	Part of a cutting tool made of black obsidian. Three sided.	--	width:2.2 cm
449	Jar	Medium size jar bottom. Wide and flat bottomed. Button shaped protrusion in central Part of interior. Earthenware body slightly widened upwards. Dark pink clay. Yellowish engobed surface.	Unit23 Depth: 0.8-1 m	dia:9.5cm wall thickness:1 cm
450	Neck	Part of a jar type earthenware neck. A narrow necked earthenware fragment. Thin walled. Mouth folded sideward. Baked at unstable temperatures. Red clay. Interior yellowish engobed. White engobe traces visible on surface.	--	wall thickness:0.5 cm
451	Handle	Large size earthenware handle bottom. Ribbonlike. Light pink clay. Surface all around yellowish engobed. Supposedly Part of a jar type earthenware handle. Narrow mouthed earthenware. Handle descending from mouth downwards and probably bridging earthenware mouth and body.	--	section width: 3.2 cm
452	Body	Part of a medium size earthenware body. Supposedly a pear-shaped earthenware fragment. Earthenware body from neck downwards ornamented with vertical stripes of notched short lines. Lower Part striped with scraped lines . Pink clay. Surface with whitish engobe.	--	wall thickness:0.7 cm
453	Neck	Part of a jar type earthenware neck. Low and wide neck. Mouth folded sideward. Mouth straight edged and slightly grooved. Neck gradually merged into shoulder. Clay with gravelly sand content. Surface pink exterior, grey interior. Photo 49	Unit 28 Depth: 0.8-1 m	neck height: 2.5cm wall thickness:0.8-1 cm

No	Type	Description	Unit	Dimensions
454	Cellar	Half of a salt cellar type earthenware bottom. Bottom flat heeled with slightly concaved outer surface. Body widened sideward. Bottom grinded. Light pink clay. Interior green glazed. Thin walled. Photo 49	--	bottom dia:5.3cm wall thickness:0.4 cm
455	Handle	Part of a small size earthenware handle. A narrow-mouthed earthenware fragment. Supposedly semi-circular handle bridging earthenware mouth and body. Ribbonlike, concaved along handle. A button attached onto central Part. Greyish-brown. Surface with smoke traces. Photo 49	--	section width: 2.2 cm
456	Neck	Part of a small size earthenware neck, narrow neck. Low neck widened downwards. Mouth edge protruding sideward. Directly merged into neck. Mouth round edged. Neck surface wavy. Whitish clay. Photo 49	--	wall thickness:0.7cm neck height:2 cm
457	Jar	Part of a jar type earthenware neck. Neck low and wide, gradually merged into shoulder. A trace of a ribbonlike handle supposedly bridging neck and body visible on neck. Handle central Part concaved. Mouth flat and edged sideward. Edge poorly grooved with concaved almond like ornaments. Clay dark pink. Both sides of surface whitish engobed. Thick-walled. Photo 45	Unit 36 Depth: 60 cm	neck height:5cm wall thickness:1 cm
458	Handle	Top of a jar type large size earthenware handle. Ribbonlike and wide handle attached to earthenware mouth and body. Two parallel shallow grooves along handle. Round and narrow earthenware mouth directly merged into handle. Well-made ware. Grey clay. Both sides of surface yellowish engobed.	--	section width: 5cm neck height: 4 cm
459	Handle	Part of a small size earthenware handle. Tubular handle flat on both sides. Clay with significant sand content. Dark pink.	--	dia:2 cm
460	Rim	Part of a salt cellar type earthenware mouth. Round edged mouth. Light pink clay. Mouth edge dark yellow, mouth internal surface brown glazed. Mouth outer surface whitish engobed. Compacted clay. Well baked.	--	wall thickness: 0.8 cm
461	Base	Part of a high heeled, light pink, well baked earthenware bottom. Earthenware interior white engobed then glazed. Enamel layer on bottom poor and come off. Pure clay.	Unit24 Depth: 20-40 cm	wall thickness: 0.8cm heel height: 5 cm
462	Rim	Part of a large size saucepan mouth. Clay with sand content. Flat, wide and ribbonlike handle, horizontally attached to earthenware at shoulder. Mouth round edged, upright. Handle with an opening .	--	wall thickness: 0.5 cm
463	Handle	Flat, wide and ribbonlike handle. Light pink, sand content clay, well baked. Part of a jar type earthenware. Handle bridging mouth edge and shoulder. Central Part shallow grooved.	--	width: 3 cm
464	Body	Part of a shallow plate type earthenware with glazed interior. Interior light-brown and grey with simple ornaments then colourless glazed. Pure content, light pink clay, well baked.	--	wall thickness: 0.5 cm
465	Cellar	Part of a miniature salt cellar with dark grey interior. Mouth edge outer surface convex and deep concaved at shoulder. Enamel poured onto outer surface. Thin walled.	--	wall thickness:0.4 cm
466	Saucepan	Part of a saucepan type earthenware, grey, clay with non-organic content, poorly baked. Earthenware handle flat, wide and ribbonlike. Handle edge with twisted ornament. Surface round concave ornamented.	--	wall thickness:0.7 cm
467	Sherd	Part of a earthenware with wavy ornaments. Ornaments drawn with a comb like tool. Light bone clay with sand content. Poorly baked.	--	wall thickness:0.5 cm
468	Sherd	Part of a earthenware with notched ornaments. Organic-sand content clay, poorly baked. Light brown. Outer surface with burn traces.	--	wall thickness:0.7 cm
469	Handle	Part of a large size jar type earthenware handle. Flat, wide and ribbonlike handle. Handle bridging earthenware mouth edge and shoulder. Sand content, light yellow clay, well baked. A flower shaped ornament attached on to handle near mouth.	--	width: 4.8 cm
470	Sherd	Part of a earthenware with green and dark green glazed interior. Red clay, well baked. Earthenware interior colourless glazed. Heeled bottom. Clay with fine sand content.	--	wall thickness:0.8 cm

No	Type	Description	Unit	Dimensions
471	Handle	Part of a flat, wide and ribbonlike handle. Light red clay, with sand content, well baked.	Unit24 Depth: 20-40 cm	width: 4 cm
472	Handle	Part of a small size earthenware handle, relatively round section. Clay with fine sand content, light pink.	--	width: 2.2 cm
473	Body	Part of a earthenware with colourless glazed grey-brown interior. Earthenware clay light red, with fine sand content. Well baked.	--	wall thickness: 0.8 cm
474	Base	Part of a wide vase type earthenware bottom. Colourless glazed dark green interior. Heeled bottom. Red, pure clay, well baked.	Unit24 Depth: 20-40 cm	heel height: 1cm wall thickness: 0.5 cm
475	Ceramic filter	Part of a filter with convex holes. Light red clay, well baked. Pressed ornaments on outer surface. Thick-walled.	--	wall thickness:1.5 cm
476	Lid	Part of a lid with spikelike ornaments. Ornaments along perimeter. Lid bottom smooth and flat.	--	wall thickness:0.8 cm
477	Body	Part of a Spherical bodied, narrow mouthed saucepan. Horizontal spikelike ornament notched on earthenware shoulder. Thick-walled, light red, clay with sand content.	--	wall thickness:1 cm
478	Base	Flat, round bottom. Supposedly Part of a jar type earthenware. Clay with rough content, light red. Thick-walled.	--	wall thickness:1 cm
479	Spout	Part of a pouring jar spout. Spout tip notched, round concentric ornamented. Upper side angular. Light pink clay, well baked, with minor sand content.	--	dia: 2.2 cm
480	Base	Light green interior, sides colourless glazed brown striped. Flat heeled. Light-yellowish, pure content clay, well baked.	Unit24 Depth: 60-80 cm	bottom dia: 6.8 cm
481	Rim	Part of a small size, green glazed earthenware mouth. Mouth inclined sideward, straight sided. External surface relatively glazed.	--	wall thickness: 0.5 cm
482	Rim	Part of a large size earthenware pot mouth. Grooved wide mouth. Side with attached ornament. Grey clay, well baked. Clay with non-organic content.	--	wall thickness: 1 cm
483	Handle	Part of a jar type earthenware handle. Flat, wide and ribbonlike handle bridging mouth edge and shoulder. Handle bottom merged directly into body or shoulder. Red clay, well baked.	--	width: 4 cm
484	Quern stone	Part of a grey hand-mill made of porous tuff. Flat and wide, smooth surfaced, operable.	--	thickness: 3 cm
485	Body	Part of a high heeled, vase type glazed earthenware. Green plain interior colourless glazed. Red clay.	Unit 27 Depth: 40-60 cm	wall thickness: 0.8 cm
486	Body	Part of an earthenware pot with colourless glazed light and dark brown interior background. Light pink, pure content clay, well baked.	--	wall thickness: 0.5 cm
487	Sherd	Part of a pot. Interior with colourless glazed background of plain ornamented green and later black circular concentric lines. Light red clay, well baked	--	wall thickness: 0.6 cm
488	Body	Part of an earthenware pot with colourless glazed green and brown ornamented interior background. Mouth straight edged. Flat and shallow pot fragment.	--	wall thickness: 0.6 cm
489	Plate	Part of a plate with brown, white and green mixture with colourless glazed interior. Mouth edge straight. Flat and shallow pot fragment.	--	wall thickness: 0.5 cm
490	Sherd	Part of a earthenware with colourless glazed plain green interior and exterior background. Twisted mouth edge ornamented with a comb like tool . Mouth edge interior deep concave. Light red glazed, well baked.	--	wall thickness: 0.7 cm
491	Sherd	Part of a earthenware with colourless glazed dark and grey interior background. Light red clay.	--	wall thickness:0.7 cm
492	Body	Part of a thick-walled, ornamented earthenware made of light brown clay with sand content, well baked.	--	wall thickness:1 cm

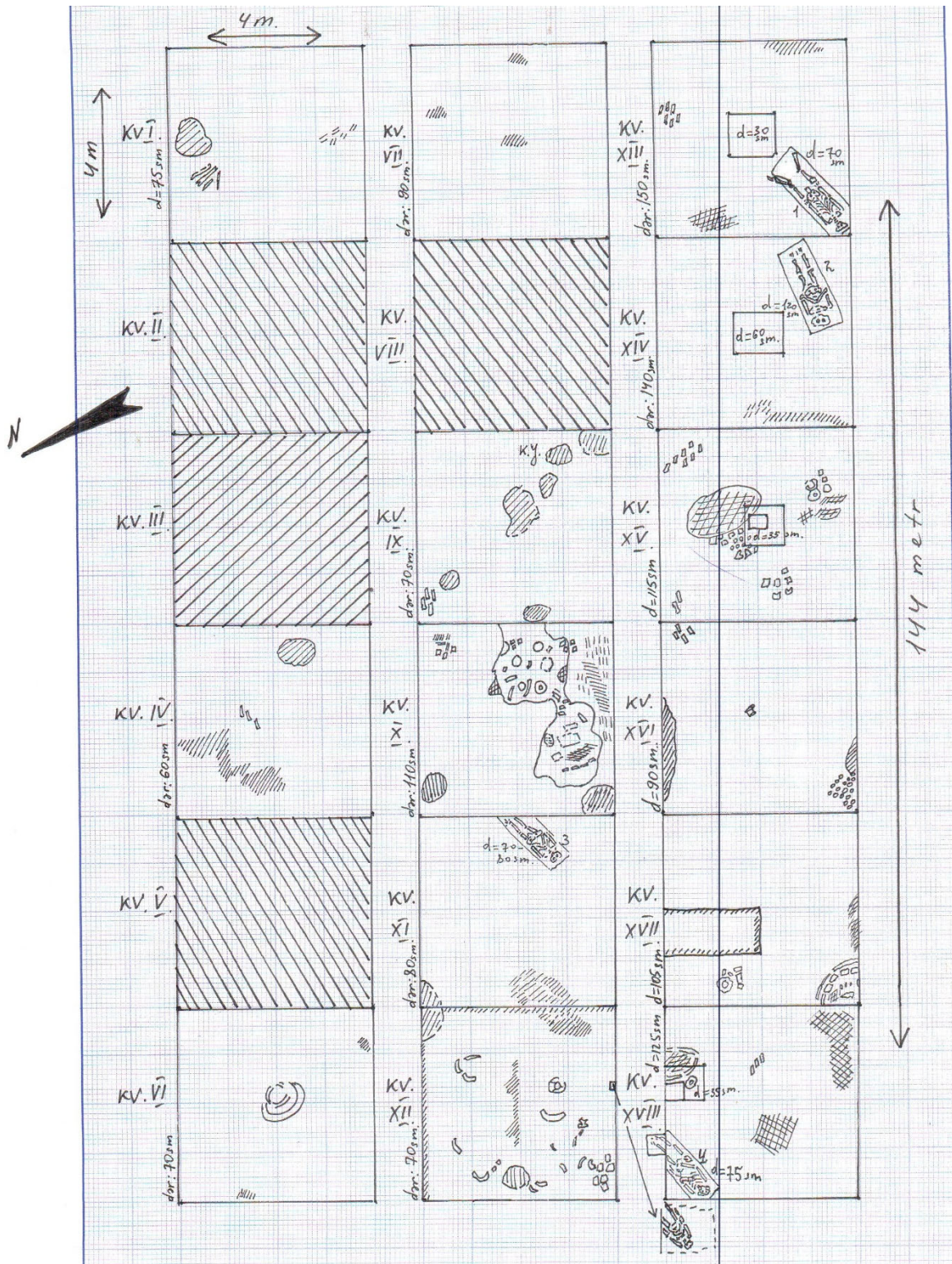
№	Type	Description	Unit	Dimensions
493	Vase	Part of a vase type glazed earthenware. Bottom heeled. Mouth straight edged. Shallow. Colourless glazed white and green interior background. Come off enamel. Light red clay well baked.	--	wall thickness:0.7cm bottom dia:9.2 cm
494	Rim	Part of a plate type earthenware mouth. Glazed White interior background. Straight edged mouth. Exterior deeply grooved.	Unit 26 Depth: 40-60 cm	wall thickness:0.7 cm
495	Glazed pottery	Part of a faience earthenware. Interior bright green ornamented. Whitish clay, well baked.	--	wall thickness:0.5 cm
496	Body	Part of a earthenware with colourless glazed light yellow and grey interior. Mouth inclined outwards. Red clay, well baked. Mouth edge grey ornamented.	--	wall thickness:0.7 cm
497	Handle	Part of a flat, wide and ribbonlike handle. Light pink, well baked. Small size earthenware fragment.	--	width:2.2 cm
498	Body	Part of a thick-walled, brown jar with well baked, sand content clay Mouth slightly narrow and straight edged. Shoulder ornamented with spikelike symbols.	--	wall thickness:0.8 cm
499	Sherd	Part of a earthenware of non-organic, light red clay, well baked. Narrow mouthed, straight edged. Three horizontally parallel straight lines on shoulder.	--	wall thickness:0.7 cm
500	Rim	Part of a earthenware mouth, brown clay with sand content, well baked. Mouth straight edged. Straight lines on shoulder. Handle attached to shoulder. Surface with a burn trace.	--	wall thickness:0.5 cm
501	Handle	Part of a thick-walled, round section, large earthenware handle.	--	wall thickness:3.5 cm
502	Body	Part of a earthenware body. Light red clay with sand content. Well baked.	Unit 27 Depth: 60-80 cm	wall thickness:0.7 cm
503	Sherd	Fragment of a earthenware with grooved twisted ornaments. Light yellowish, clay with sand content, well baked. Thick-walled.	--	wall thickness:1 cm
504	Saucepan	Part of a straight mouthed, wide bodied saucepan. Ear shaped handle bending upwards. Handle central Part holed. Light red, clay with sand content, well baked.	--	wall thickness:0.7 cm
505	Sherd	Part of a thick-walled, roughly made, shallow shaped, straight mouth edged Earthenware. Clay with sand content, poorly baked.	--	wall thickness:1.5 cm
506	Sherd	Part of a earthenware, colourless glazed on light green and brown interior. Light red clay, well baked. Exterior with three deep grooves on shoulder.	--	wall thickness:0.6 cm
507	Plate	Part of a plate with colourless glazed light blue interior and exterior background. Earthenware interior with grooved circular lines. Mouth inclined sideward.	--	wall thickness:0.6 cm
508	Grindstone	Part of a grinder type tool made of worn out gravel. Supposedly used.	--	
509	Rim	Part of a jar type earthenware mouth made of brown clay with sand content, well baked. Mouth edged folded outwards. Spikelike and concave ornaments on shoulder.	Unit 14 Depth: 20-40 cm	wall thickness:0.7 cm
510	Body	Part of a large size saucepan type earthenware made of brown clay with sand content, well baked. Earthenware handle ear shaped bent upwards. Handle centre holed. Three concave ornaments. Earthenware surface with smoke.	--	wall thickness:0.7 cm
511	Sherd	Part of a earthenware with biconic and concave ornaments. Clay with sand content, light yellowish. Well baked.	--	wall thickness:1 cm
512	Vase	Part of a heeled base of a vase type vessel. Red clay with fine sand content, well baked. Interior with colourless glazed white and green background.	--	wall thickness:0.6 cm
513	Plate	Part of a deep plate type earthenware. Colourless glazed white, green and brown geometrical symbols. Light yellowish clay, well baked.	--	wall thickness:0.8 cm

No	Type	Description	Unit	Dimensions
514	Handle	Part of a large size saucepan type earthenware handle. Ear shaped, made of clay with sand content, well baked. Light red. Handle bent upwards. Central Part holed. Surface covered with smoke.	Unit 15 Depth: 20-40 cm	wall thickness:0.7 cm
515	Handle	Part of an ear shaped flat and wide handle. Handle top with three concave ornaments. Central Part holed. Surface smoked.	--	
516	Body	Part of a medium size earthenware with comb like tool made wavy and straight lines on surface. Light pink clay, well baked.	--	wall thickness:1 cm
517	Vase	Part of a vase type earthenware with colourless glazed dark green plain interior background. Bottom heeled. Light yellow clay, well baked.	--	wall thickness:1 cm
518	Rim	Part of a thick-walled jar mouth. Light orange , clay with sand content, well baked. Mouth edge rectangular , incline outwards. Mouth edge outer surface ornamented with scraped wavy lines. Engobed surface.	Unit 11 Depth: 20-40 cm	wall thickness:0.8 cm
519	Body	Part of a thick-walled jar type earthenware made of light brown clay with sand content, well baked. Earthenware mouth edge inclined outwards. Spikelike ornamented shoulder. Surface covered with smoke.	--	wall thickness:0.8 cm
520	Saucepan	Part of a large size saucepan. Wide and straight mouthed. Handle shoulder ear shaped, inclined upwards. Shoulder spikelike ornamented. Surface with smoke layer.	--	wall thickness:0.6 cm
521	Sherd	Part of a earthenware. Ornamented with finger made concaves on mouth edge and body. Earthenware clay with sand content, light red. Thick-walled. Well baked.	--	wall thickness:1 cm
522	Sherd	Part of a earthenware, with comb like tool made concave ornaments. Clay with organic-sand content, poorly baked.	--	
523	Handle	Miniature handle. Flat, wide and ribbonlike. Clay with fine sand content, well baked.	--	width:1.7 cm
524	Grindstone	Longitudinal, flat and wide grinder type tool, Longitudinal, flat and wide grater type tool worked out of gravel. Tool sides worn out of friction.	--	length:15cm width:10.5 cm
525	Body	Part of a deep plate, with glazed interior and exterior surfaces. Edge deep grooved, white plain interior background colourless glazed. Clay with sand content, well baked.	Unit 26 Depth: 60-80 cm	wall thickness:0.7 cm
526	Handle	Flat, wide and ribbonlike handle. Part of a saucepan type earthenware, clay with sand content, poorly baked. Handle surface with notched lines. Body connection point with finger made concave . Light red. Thick-walled.	--	wall thickness:1.1 cm
527	Saucepan	Flat, wide and ribbonlike saucepan handle. Clay with sand content, red and well baked.	--	
528	Jar	Part of a jar type large size earthenware handle. Flat, wide and ribbonlike. Surface white engobed. Light red clay with fine sand content, well baked.	--	width:2.5 cm
529	Saucepan	Ear shaped saucepan handle. Flat, wide and inclined upwards. Handle central Part holed. Clay with sand content, light red.	--	
530	Handle	Part of a round section handle. Handle ornamented with concave spots. Clay with sand content, well baked.	--	
531	Body	Part of a thick-walled, jar type earthenware. Light brown with clay with sand content, poorly baked. Mouth thin edged, folded outwards.	--	wall thickness:0.9 cm
532	Jar	Fragment of a jar type earthenware. Light red clay with sand content, well baked. Mouth straight edged and thick. Neck gradually merged into shoulder.	--	wall thickness:0.6 cm
533	Plate	Part of a plate. colourless glazed interior background with white, plain brown-green fruit symbols. Light red clay, well baked.	--	wall thickness:0.7 cm
534	Cellar	Part of a miniature salt cellar. Mouth edge deeply concaved. Colourless glazed green and white background. Thin walled.	--	wall thickness:0.4 cm
535	Handle	Part of an ear shaped handle. Medium size saucepan. Clay with sand content, red and poorly baked. Handle with straight and concaved ornaments.	--	wall thickness:1.2 cm

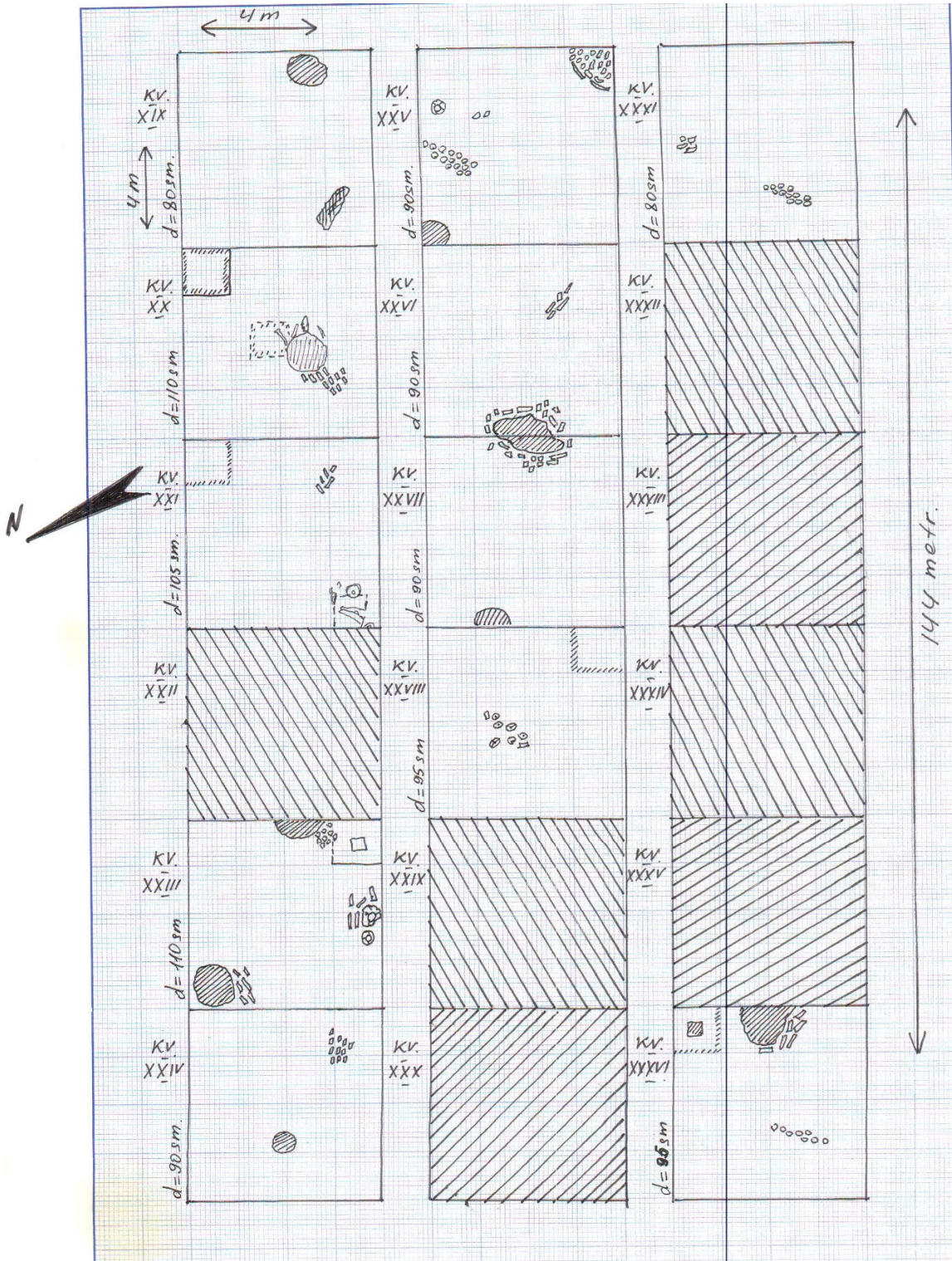
No	Type	Description	Unit	Dimensions
536	Rim	Part of a medium size household jar mouth. Thin walled, light yellow clay with sand content, well baked. Mouth edge rectangular and lightly conic slightly inclined outwards. Mouth edge exterior wavy ornamented.	--	mouth edge width:2cm wall thickness:0.5 cm
537	Handle	Part of a flat, wide and ribbonlike handle. Handle with diagonal notched ornaments. Dark grey clay, poorly baked. Clay with sand content.	--	width:3.5 cm
538	Jar	Part of a large size jar handle. Flat, wide and ribbonlike. Merging point into shoulder slightly finger grooved. Light yellow clay. White engobed.	--	width:4.5cm wall thickness:0.5 cm
539	Lid	Part of a lid. Light red clay with sand content, well baked. Surface with diagonally notched ornaments. Exterior with smoke trace. Thick-walled.	--	wall thickness:1.5 cm
540	Handle	Part of a lid handle. Thick-walled, greyish-brown clay with sand content, well baked. Handle high, round topped, hollowed interior. Hollow internal surface concave ornamented.	--	tut.h:2cm diam:3.7cm wall thickness:1 cm
541	Body	Part of a large size, thick-walled jar. Body belt like ornamented. Light red clay with sand content, well baked. Surface with red ornament.	--	wall thickness:1 cm
542	Shoulder	Part of a earthenware shoulder ornamented with concaves. Thick-walled, light red clay with sand content, well baked.	--	wall thickness:1 cm
543	Body	Part of a thick-walled earthenware, light brown ornamented, wavy and notched almond like ornaments.	--	wall thickness:0.8 cm
544	Body	Part of a large size household jar. Surface wavy striped. Thick-walled. Light pink clay, well baked.	--	wall thickness:2 cm
545	Body	Part of a earthenware with diagonal notched ornaments. Light pink, clay with sand content, poorly baked. Thick-walled. Light pink clay.	--	wall thickness:1 cm
546	Sherd	Part of a earthenware with scraped ornaments. Clay with sand content. Thick-walled.	--	wall thickness:1 cm
547	Sherd	Part of a earthenware with scraped wavy ornaments. Clay with sand content. Thick-walled. Light pink clay.	--	wall thickness:1.2 cm
548	Sherd	Part of a earthenware with scraped wavy ornaments. Clay with sand content, well baked. Thin walled earthenware. Light pink clay.	--	wall thickness:0.5 cm
549	Fired clay	Fragment of a thick-walled oven wall, with parallel scraped ornaments. Clay with non-organic content. Photo 68.	--	wall thickness:2.5 cm
550	Rim	Part of a jar type earthenware mouth. Light brown, clay with sand content, well baked. Mouth edged, folded outwards.	Unit 14 Depth: 20-40 cm	wall thickness:0.5 cm
551	Body	Part of an glazed plate. Colourless glazed dark green interior background. Red clay, well baked. Mouth edge inclined outwards. Thin walled.	--	wall thickness:0.4 cm
552	Jar	Part of a thick-walled jar. Clay with sand content, well baked. Light pink. Mouth edge straight and inclined inwards. Shoulder with handle trace. Shoulder deep concave lined.	--	wall thickness:0.8 cm
553	Lid	Part of a lid, round shaped, colourless glazed green-yellowish content surface. Handle trace in centre. Light yellowish clay of pure content, well baked. Thin walled.	--	wall thickness:0.4 cm
554	Rim	Part of a thick-walled jar type earthenware mouth. Grey clay with sand content, poorly baked. Mouth slightly edged, folded outwards. Interior with burn traces.	Unit 26-27 Depth: 80 cm	wall thickness:1 cm
555	Body	Part of a thick-walled jar. Light brown clay with sand content. Shoulder concave ornamented. Well baked.	--	wall thickness:0.8 cm
556	Miniature vessel	Fragment of a miniature earthenware. Light brown glazed, plain ornamented interior. Mouth edge deep concaved, inclined sideward. Pure content, light yellowish clay, well baked. Thin walled.	--	wall thickness:0.3 cm
556 /a	Lid	Part of a lid of poor content clay, poorly baked. Handle wide, round. Brown-greyish.	--	width:6.8cm height:4 cm
557	Handle	Part of a jar type earthenware handle. Flat, wide and ribbonlike. Handle deeply grooved. Pure content clay, light yellow, baked.	Unit 12 Depth: 20-60 cm	width:2.2 cm

№	Type	Description	Unit	Dimensions
558	Saucepan	Saucepan handle. Semi-circular. Poor content clay, grey, poorly baked. Handle central Part holed. Handle horizontally directed to earthenware shoulder.	--	wall thickness:0.7 cm
559	Body	Interior with colourless enamelled brown plain ornament and light blue leaf shaped fruit symbols. Light yellow, pure content clay, well baked.	--	wall thickness: 0.5 cm
560	Jar	Part of a jar type earthenware. Thick-walled, light red, clay with sand content, well baked. Body concave ornamented. Ornament bottom with red paint traces.	Unit 16 Depth: 20-40 cm	wall thickness:1.2 cm
561	Jar	Large size jar fragments. Thick-walled. Light brown, clay with non-organic content, well baked. Mouth edge straight shaped. Mouth edge ornamented. Earthenware shoulder wide wavy, and body narrow wavy lined.	Unit 26-27 Depth: 80 cm	wall thickness:1 cm
562	Base	Part of a flat and wide earthenware bottom. Body directly merged into bottom. Well baked red clay with sand content.	--	
563	Body	Glazed plate fragment. Colourless glazed dark and light brown background. Dark brown ornaments. Yellowish clay, well baked. Thin walled.	Unit 13 Depth: 80 cm	wall thickness: 0.4 cm
564	Glazed body	Part of a earthenware. Colourless glazed green plain ornamented interior. Earthenware slightly high heeled. Circular ornamented. Thin walled.	--	wall thickness: 0.4 cm
565	Body	Part of a pot. Surface with convex ornaments. Clay with sand content, poorly baked.	--	wall thickness: 0.7 cm
566	Base	Part of a earthenware bottom. Flat and wide. Sand content clay, poorly baked.	Unit 16 Depth: 20-40 cm	wall thickness: 0.5 cm
567	Shoulder	Part of an earthenware shoulder with diagonal notched ornaments. Ornament on connection point between neck and shoulder. Sand content clay, well baked. Thin walled.	--	wall thickness:0.4 cm
568	Handle	Part of an ear shaped handle. Flat, wide and inclined upwards. Central Part holed. Smoked surface. Clay with sand content, light pink, poorly baked.	--	wall thickness: 0.4 cm

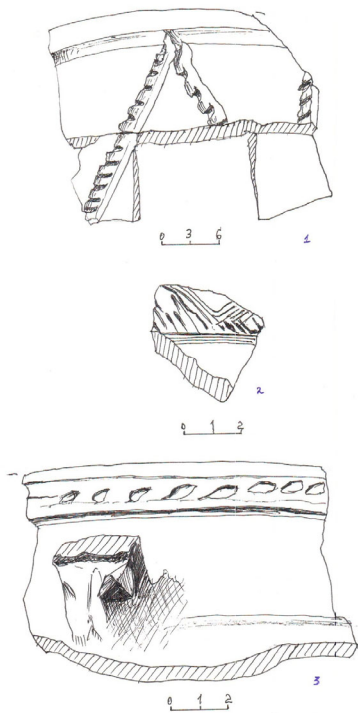
6.1 ILLUSTRATIONS



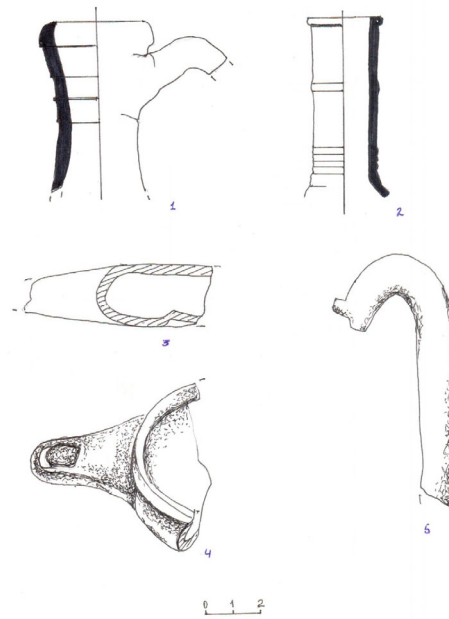
Plan 1. Plan of Units 1 - 18



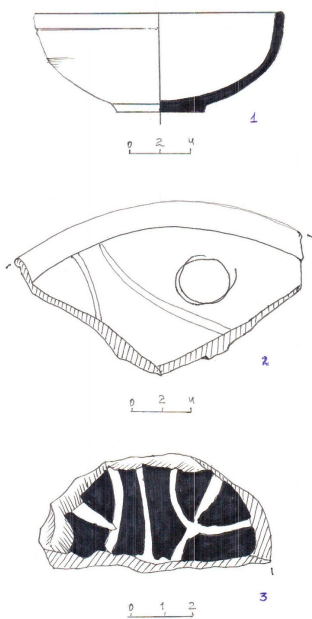
Plan 2. Plan of Units 14 - 36



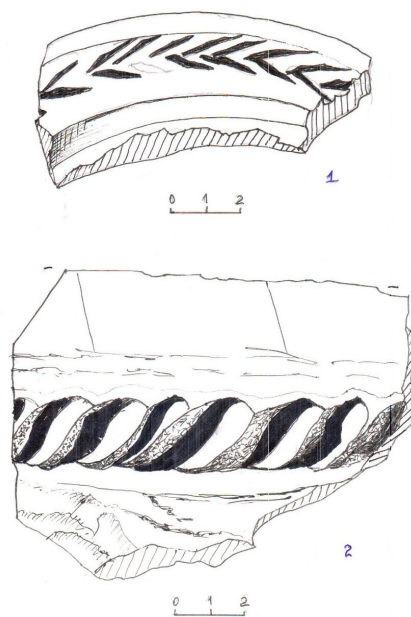
Picture 1.



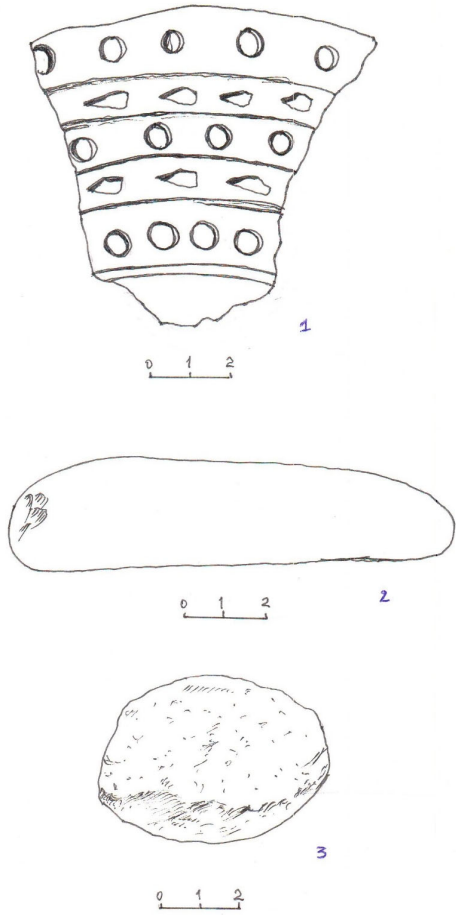
Picture 2.



Picture 5.



Picture 6.



Picture 7.

6.2 PHOTOS



Picture 91. Trial holes excavated in unit



Picture 92. Fireplace, Unit 4.



Picture 93. Earthenware plate and animal bones found at a fireplace



Picture 94. A trial hole