




PEW FORMERLY ON THE OLD ROOD-LOFT, HIGH WYCOMBE.

An interesting discovery in connection with the Carrington pew, once in High Wycombe Parish Church and now at Wycombe Abbey Schools, has been recently made in a London print seller's shop, where an early drawing, inscribed "A pew erected in the Church at High Wickham, in Buckinghamshire, for the Right Hon. the Earl of Shelburn, 1754," has come to light. The drawing, which is in pen and ink and slight wash on drawing paper, is of fine character, evidently the work of an architect, and is a scale elevation of the front of the pew, together with a separate ground plan. On comparison with the existing pew in the large room at the Abbey, the drawing is found to show the centre bay only, and does not include the return portions at the sides, each containing a window. The Shelburne coat of arms fixed below the window sill is now no longer in position, and was apparently moved when the Carrington family took possession.

It is a matter for speculation as to whether the drawing is the original design from which the work was constructed, or merely a measured drawing from the then existing pew. The latter theory would appear from the wording of the description to be the right one, and would date the work prior to 1754, but, on the other hand, the scale shown on the ground plan is extremely puzzling, running from 10 to 100 feet, and apparently fixes the inside measurement of the centre bay at no less than 108 feet, while the actual size is a mere twelve feet. In further support of the argument that the drawing is the original design are the following facts:—The addition of two wings to the centre bay; the difference in the tracery of the windows, which in the actual pew consist of a series of much more fully developed Gothic arches than those indicated in the drawing; and the incorrect spelling



VIEW OF THE PEW FORMERLY ON ROOD-LOFT,
HIGH WYCOMBE.



A Pew erected in the Church at High-Wickham in Buckinghamshire.
 For the R^t Hon^{ble}, the Earl of Shelburne.

1754

of High Wycombe, which seems to suggest that the draughtsman did not actually visit Wycombe, or he would have been familiar with the correct spelling.

Those who know the fine old pew will recall that it is of oak, and the design is very characteristic of the Chippendale style which was then in vogue. It is interesting to note that Chippendale himself had a distinct Gothic period of design, and it is probable that he obtained some commissions for church work, which would perhaps account for his Gothic tendency. The present doors at the west entrance of the Church at High Wycombe appear to be of the same period as the pew, and were probably designed by the same hand.

F. SKULL.