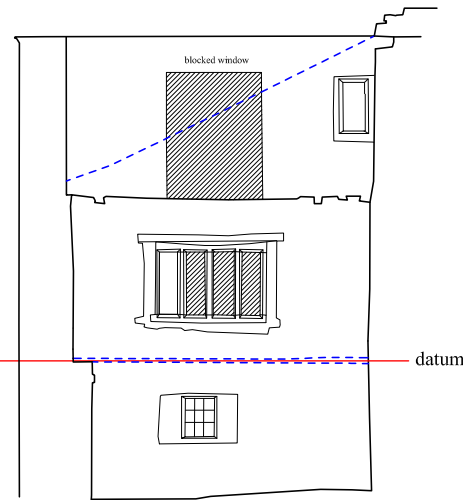
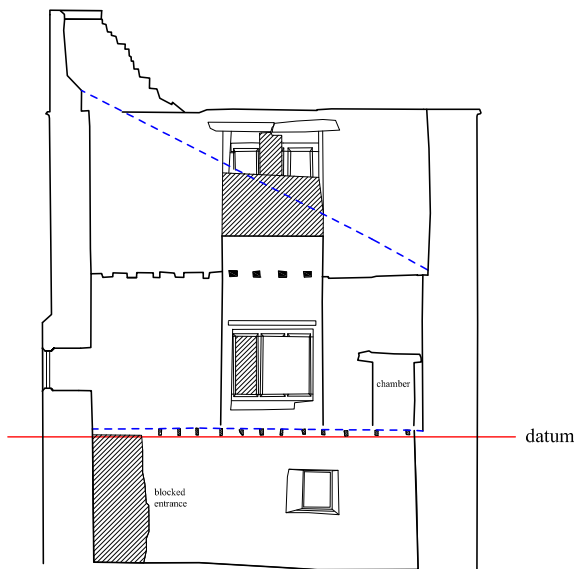


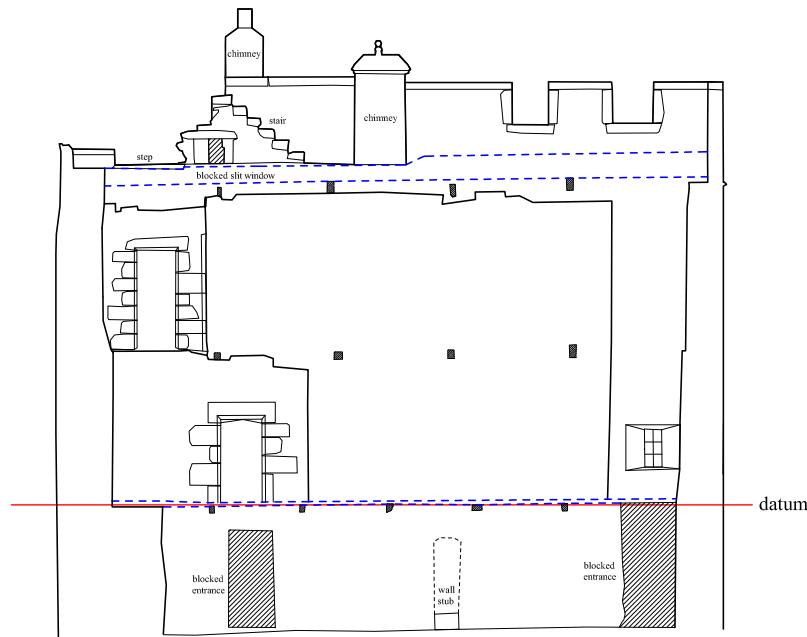
North Tower, southwest-facing internal elevation




North Tower, northwest-facing internal elevation



North Tower, southeast-facing internal elevation



North Tower, northeast-facing internal elevation



North Pennines Archaeology Ltd  
2006  
Metric Building Survey  
of Blencow Hall,  
Penrith, Cumbria

REPORT No:  
CP 307/06

Scale 1:100 for A3 plot

DRAWN BY: MDR  
DATE: 15/08/06

— datum 195m OD

- KEY:
- floor/ceiling
  - blocked opening
  - wall scar
  - beam
  - joist socket

TITLE:  
Internal elevations  
of the South Tower

COMMISSIONED BY:  
Graham K Norman (Architect) Ltd

Figure 7: Internal elevations of the North Tower