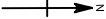


North Pennines Archaeology Ltd
2006
Sollway Lido, Silloth

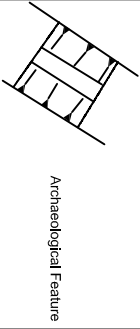
DRAWING No:
10

Scale
1:50

DRAWN BY: NG
DATE: March 2006
LOCATION:



KEY
(102) Context Number



Limit of Excavation

TITLE:
Tr. 20 Plan & Section (North End)

COMMISSIONED BY:

PFK Planning Plc.

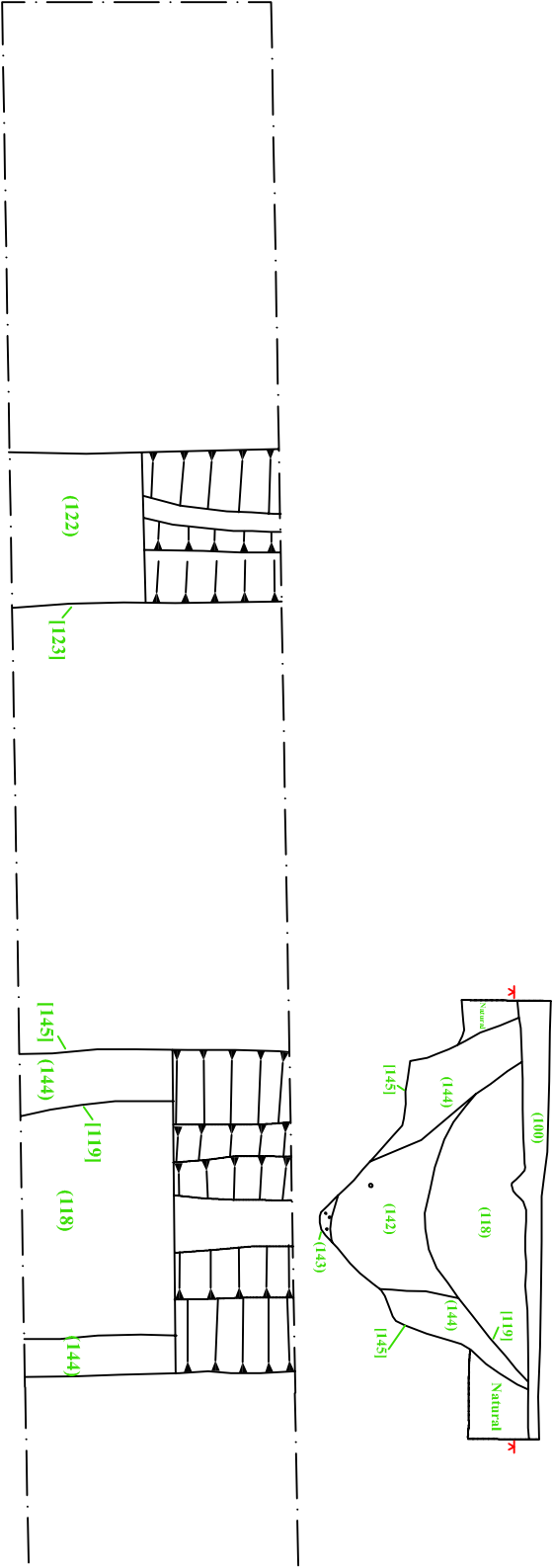


Figure 10: Trench 20 Plan and Sections (Northern End)