








North Pennines Archaeology Ltd
2009
Shaw's Wiend,
Appleby-in-Westmorland,
Cumbria

CLIENT:
Mr Michael Birckbeck

SCALE:
1:50 at A3

DRAWN BY: MDR
DATE: December 2009

KEY:

-  limit of excavation
-  section location
-  cut of modern services
-  slates in base of culvert
-  mortar



Reproduced by permission of Ordnance Survey on behalf of The Controller of Her Majesty's Stationery Office. © Crown copyright. All rights reserved. Licence number 100014732.

REPORT No:
CP808

FIGURE:
6

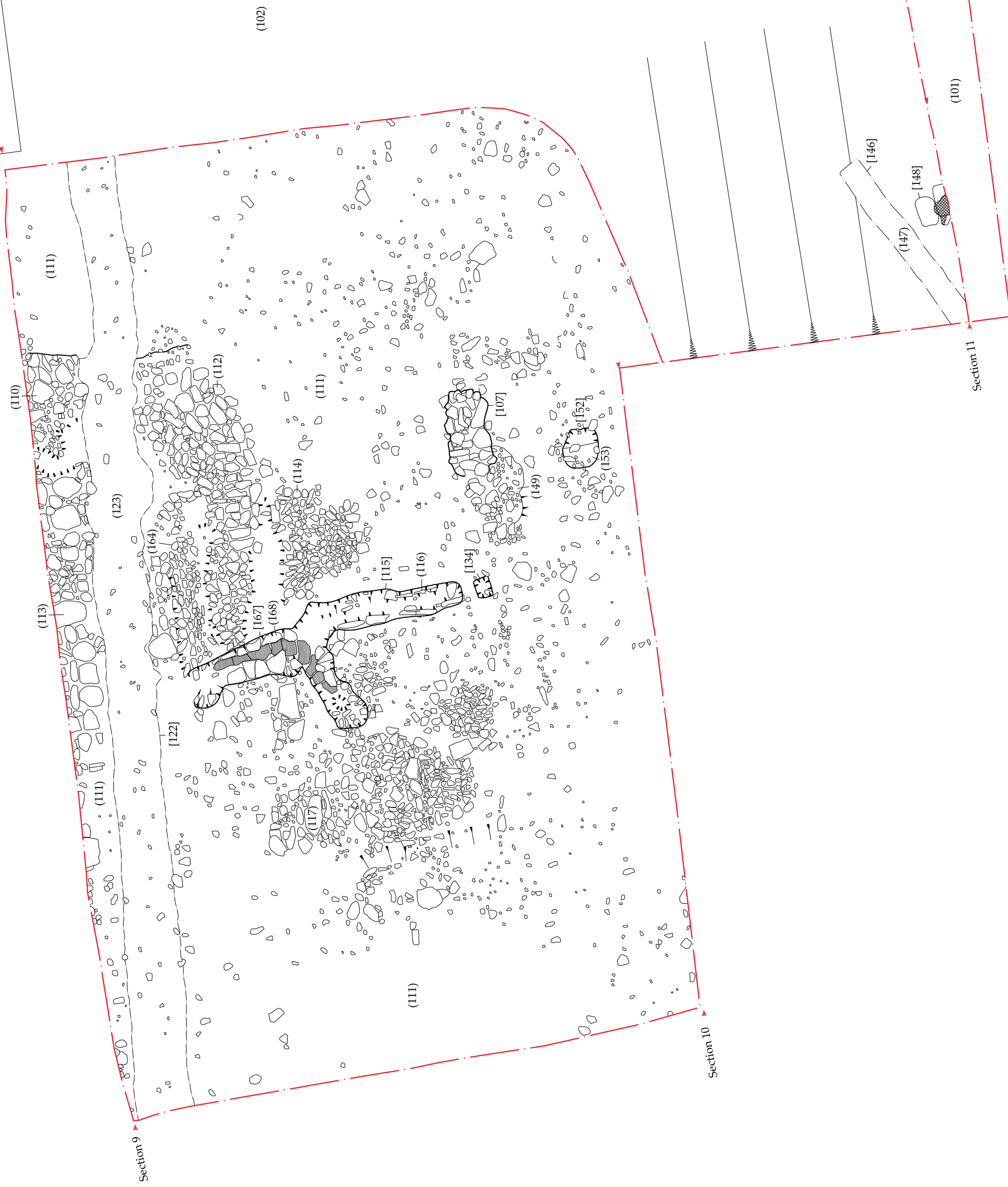


Figure 6 : Plan of Phase II post-medieval features