

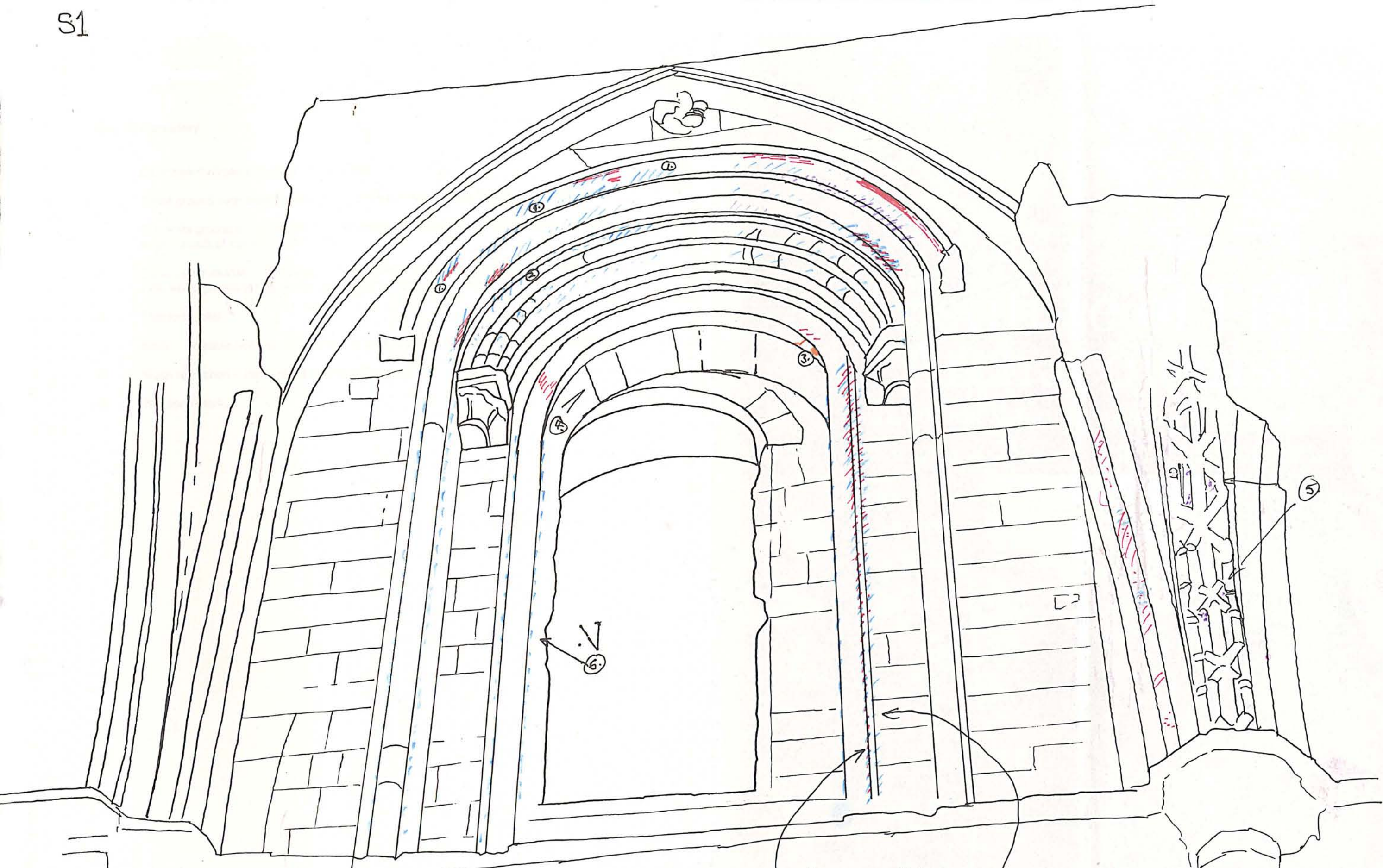
Glastonbury Abbey

The Lady Chapel

Polychrome Survey:

Record Drawings –

(2) The Clerestory




important - mistake :
red with white | white only
over only on | on outside
inside of bead |
moulding

Bay 1S clerestory

1. Later pink overpaint on some of this white.
2. White ground over calcining on this order and on next orders, including chevron work.

The white ground is only indicated on all orders of this head as most areas have some at least – much of this with pink overpaint.
3. Brown over mortar – ?old fixing. This in reveal and therefore not shown on drawing. Also white ground in this reveal; also spots and patches of red.
4. ?Masons mark.


Note: – possible hints of red on chevron work, but if so only dots over heavy calcining.
5. Much red lichen – these spots of red are suspect!
6. ?Masons mark.



This is
between the
two roll mouldings
? prob. seen better
on sheet 35

Bay 2S clerestory

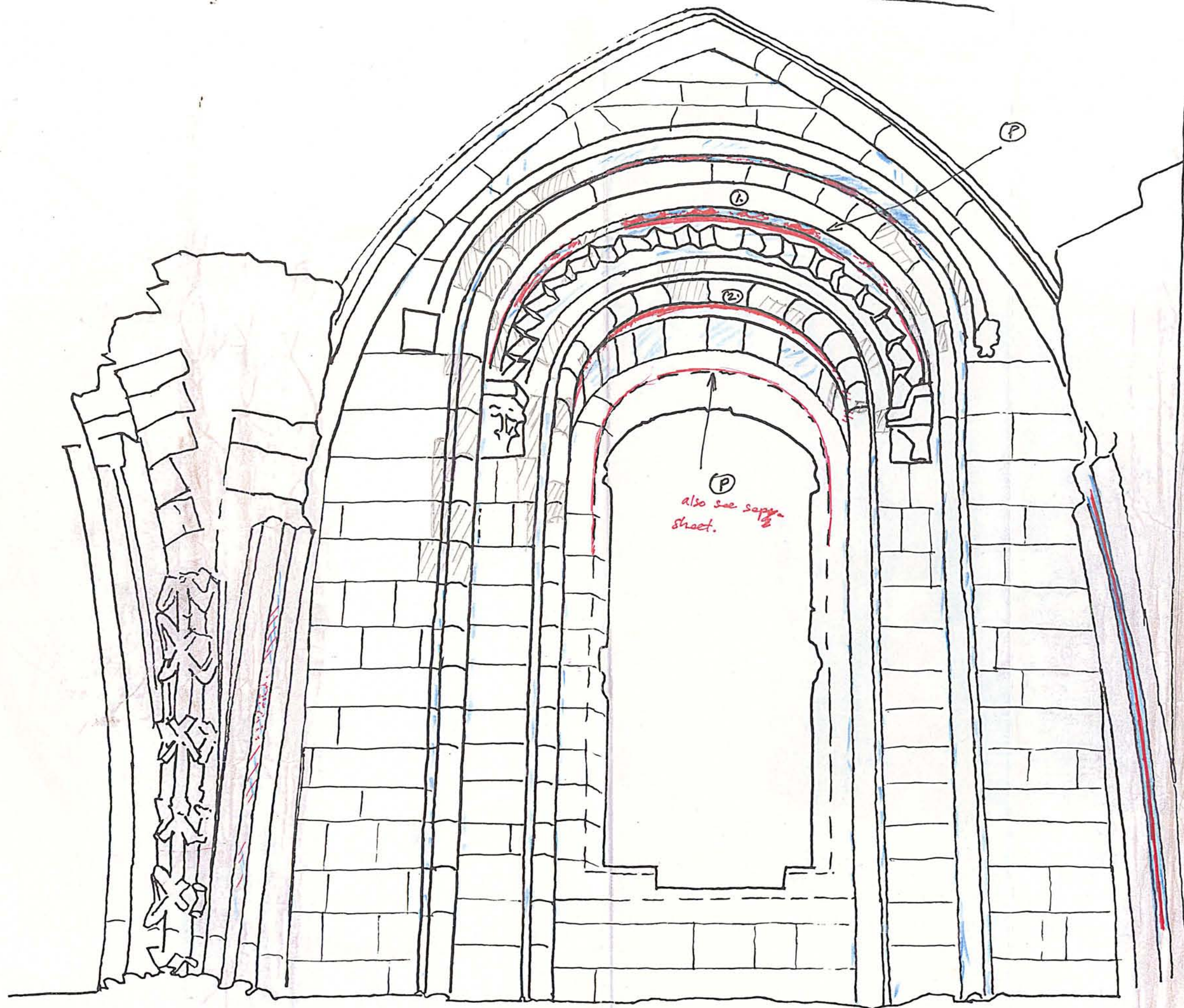
1. All the red on the vertical face of this moulding is a strong thick red with patchy white paint over it.
2. Red and black, both under white.
3. Patches and spots of white throughout this order – only the one patch of strong red is definite. There are also speckles thought to be calcining, but which could include or incorporate red paint.
4. The red here is on the edge of the reveal, which is not shown in the drawing.
5. Most of this vault springer assembly is shown in the drawing for 1S.



35.


Bay 3S clerestory

1. The red here is on an inner face which is not fully shown in the drawing.
2. There is white over calcining throughout this order.
3. Located between the two main roll mouldings east.
4. Located between the two main roll mouldings west.



(P)
also see supra
sheet.

4 S.



v. little
surface.

brush marks in the
white ground run
thus.

Bay 4S clerestory


1. Scalloping in red and white on complex moulding between the chevron work and the roll moulding above it.

It also bears a white overpaint/wash.

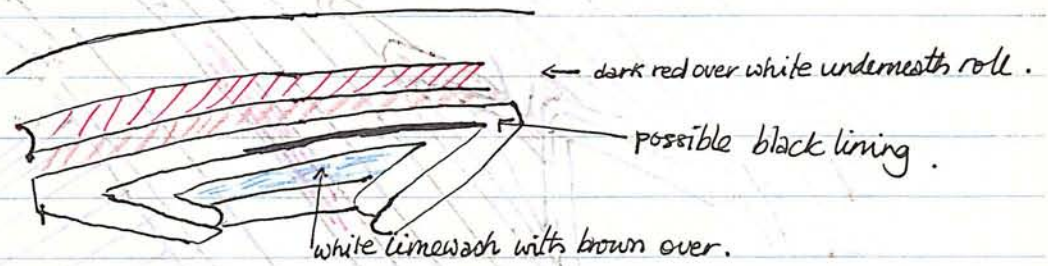
2. This red is covering the next chamfered moulding in from the roll – not shown in the drawing.

1/12


SW window aperture.



① white limewash with brownish colour over.

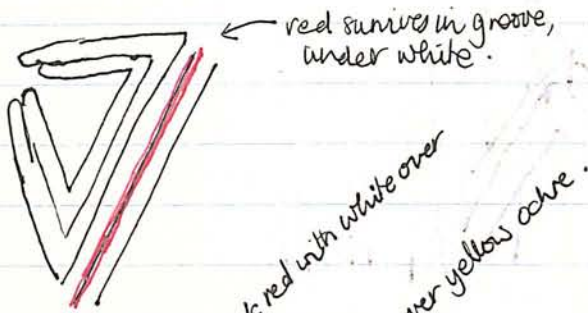


Inside orders of arch have white limewash; with traces of red over yellow ochre.

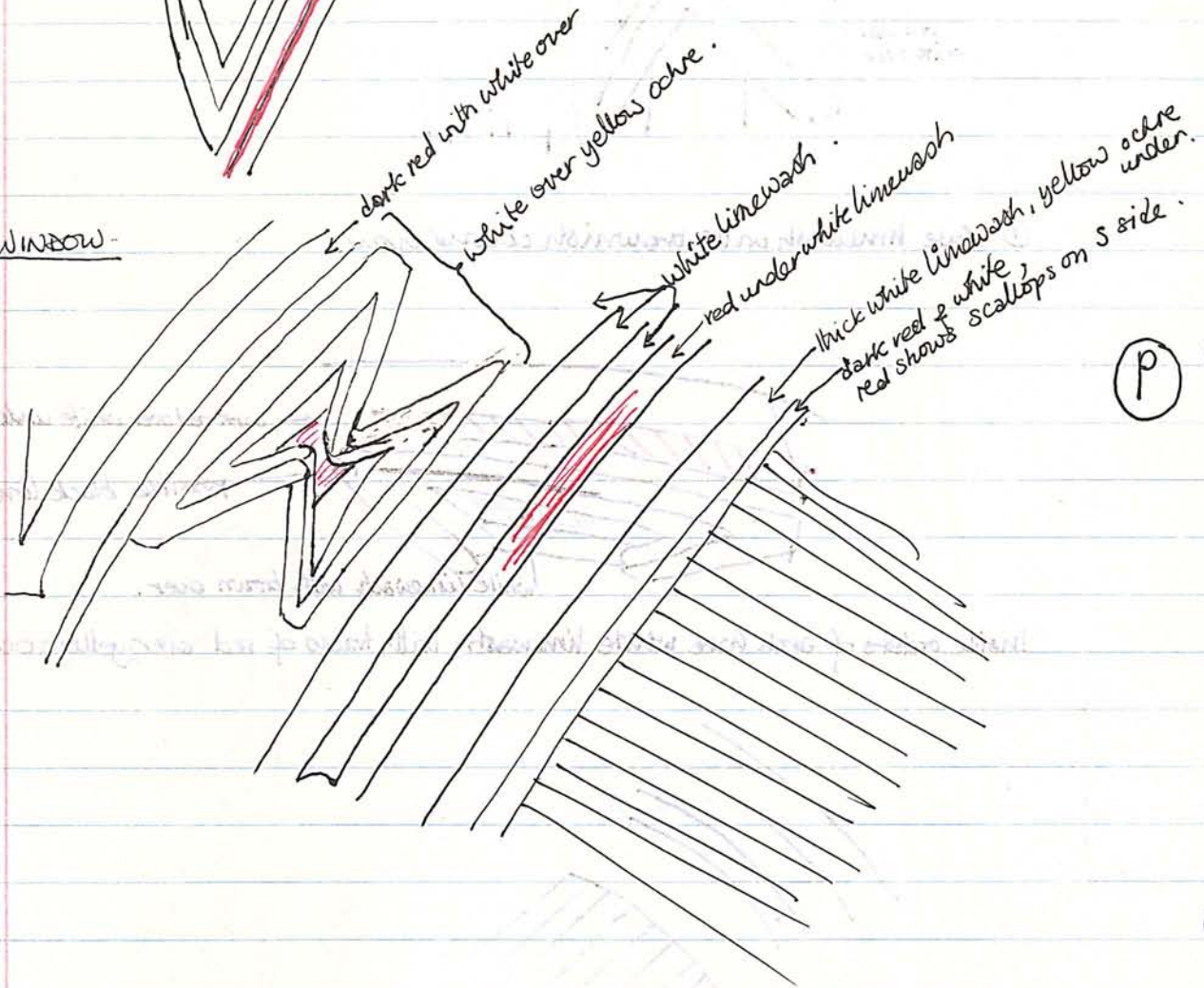


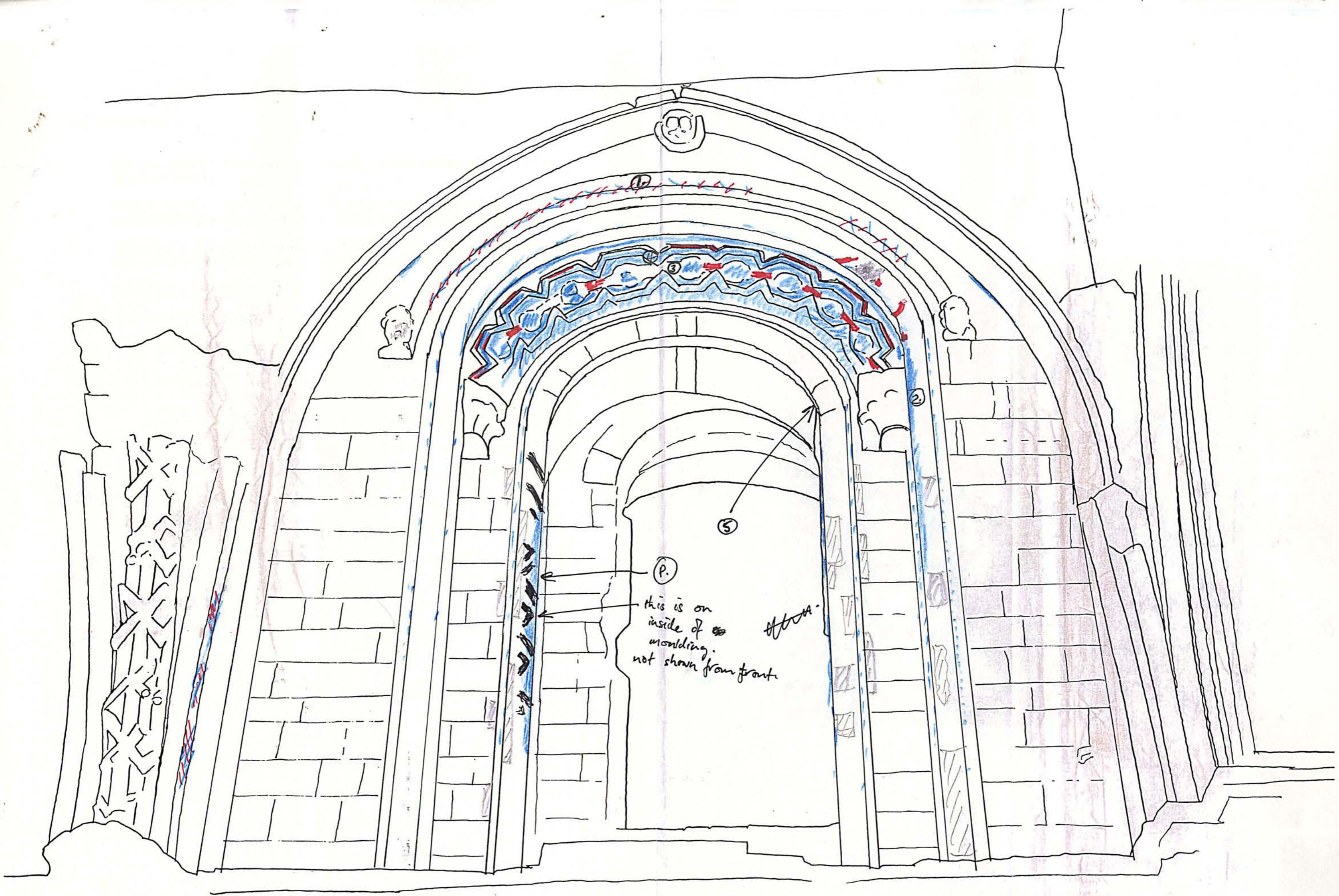
CENTRAL WINDOW

Thick dark red inside outer roll mould, with white limewash over.
Many traces of white in grooves & sheltered areas.



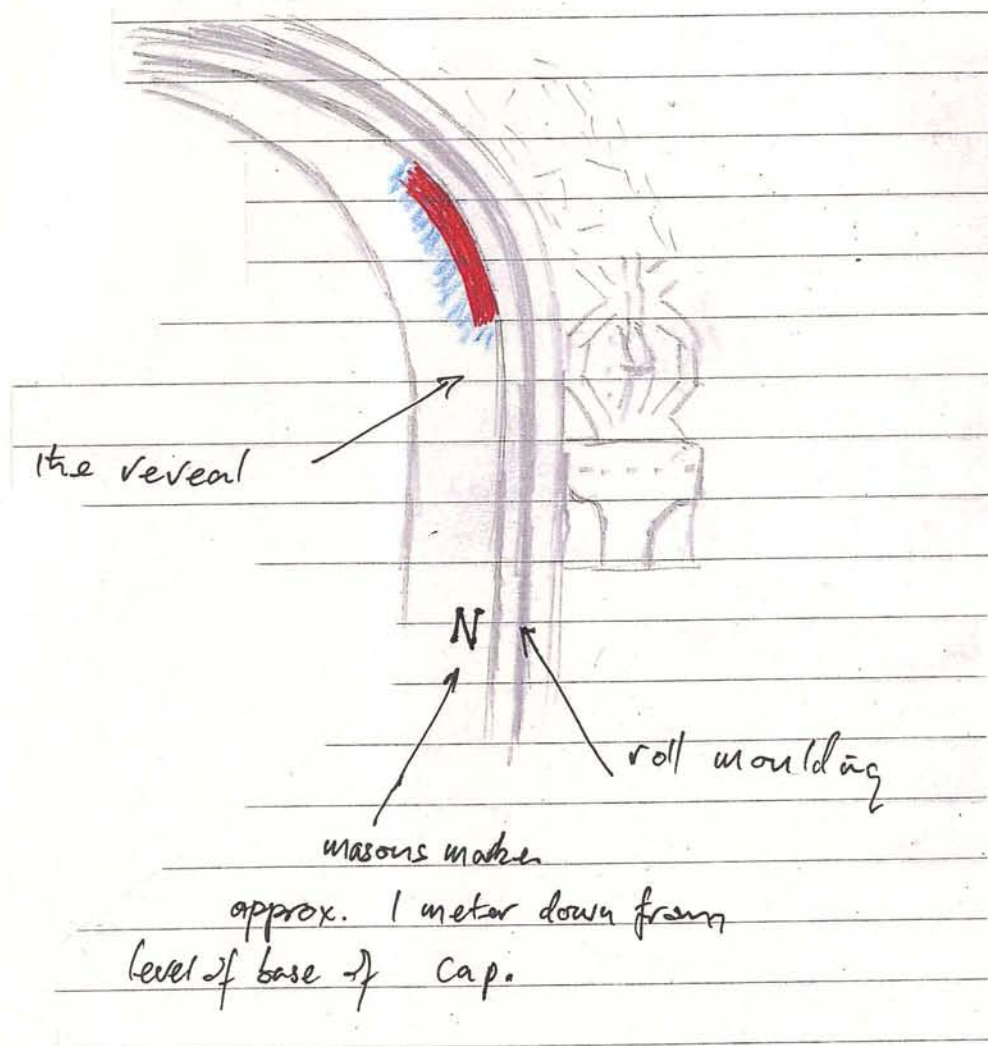
NW WINDOW





Bay 1N clerestory

1. Red with white over underside of hood moulding between label stops – not quite in the area of the drawing.
2. Much of the white here, especially on the roll moulding, looks more 'solid' than the overpaint/ground encountered elsewhere – though the latter type is also present here.
3. Three orders of chevron work here – white over most of it, with red only on the outer flank of the top order and the 'joining pieces' of the middle order (not on the teeth).
4. Some of this is pink overpaint.
5. The inside of the reveal.



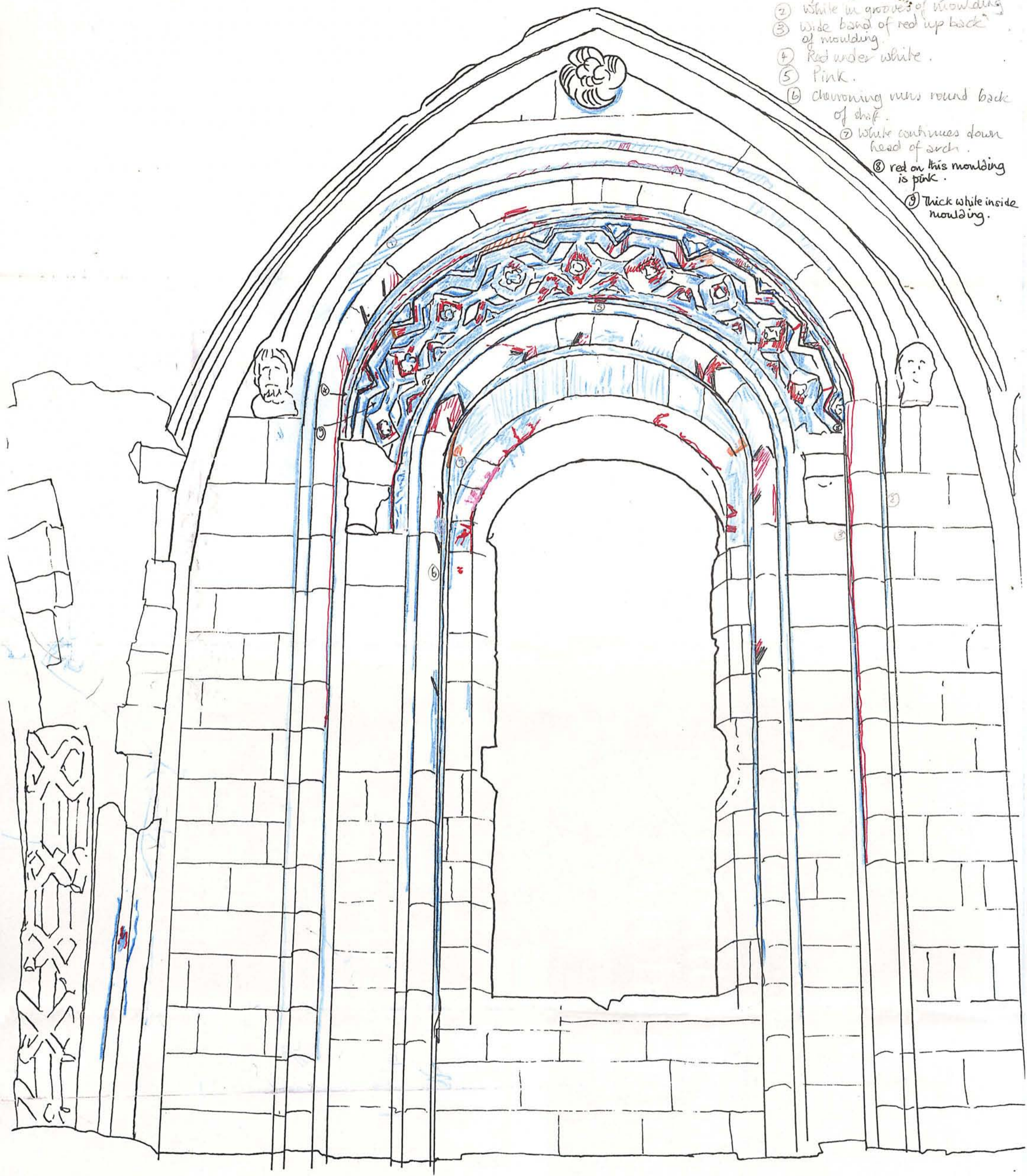


→ this should be on the other column + is on the back ∴ not visible here. - see note.

Bay 2N clerestory


1. This order has areas of pink overpaint.
2. **IMPORTANT:** The paint (red/black/white) shown here as being on the western attached shaft is in fact on the eastern attached shaft, and is also behind it rather than on the front as shown. The joints shown in the drawing are not accurate.
3. Probably more red and/or white survives under the thick black crust here.

- ① White ground is on inside of roll (not drawn on)
- ② White in grooves of moulding
- ③ Wide band of red up back of moulding
- ④ Red under white
- ⑤ Pink
- ⑥ Chouning runs round back of shaft
- ⑦ White continues down head of arch
- ⑧ red on this moulding is pink
- ⑨ Thick white inside moulding



Bay 3N clerestory

1. White 'ground' is on the inside face of the roll (not shown in drawing).
2. White in deep grooves at base of moulding.
3. Wide band of red up back of moulding.
4. Red under white
5. Pink
6. Chevroning runs around back of attached shaft.
7. White continues down head of arch
8. Red on this moulding represents pink.
9. Thick white inside moulding.



Bay 4N clerestory

1. Red with white over on flat face of small inner moulding (not shown on drawing).
2. Two ends of a copper pin (green only showing) here.
3. White over calcining throughout this chevron work.
4. This interpretation of the pattern was made only after long examination, and may not be very reliable – it exists only as a collection of dots and semi-lines of red.