



Photo 1: Barn and house, from the east (film 1, frame 4)



Photo 2: General view of the site, from the south (film 1, frame 18)



Photo 3: Barn and house, from the south-east (film 1, frame 2)




Photo 4: The barn, from the south-west (film 1, frame 9)





Photo 5: East elevation of barn (film 1, frame 5)



Photo 6: Detail of lintel over doorway, east elevation (film 1, frame 6)



Photo 7: West elevation, from the south (film 1, frame 10)



Photo 8: Blocked doorway in west elevation (film 4, frame 7)



Photo 9: South gable (film 1, frame 7)



Photo 10: North gable (film 1, frame 13)





Photo 11: West elevation, from the north-west (film 1, frame 11)




Photo 12: North gable (film 1, frame 17)



Photo 13: Detail of breather, west elevation (film 1, frame 12)



Photo 14: General view of the site, from the south-west (film 2, frame 1)





Photo 15: Detail of nesting boxes in south gable (film 1, frame 1)




Photo 16: North gable (film 1, frame 14)



Photo 17: South bay, from the west (film 3, frame 7)



Photo 18: South bay, from the east (film 3, frame 5)



Photo 19: Detail of blocked doorway in west wall, south bay (film 3, frame 6)



Photo 20: South bay, from the north-east (film 3, frame 12)





Photo 21: South bay, from the north-west (film 3, frame 11)



Photo 22: Remnant flagstones in south bay, from the south-west (film 4, frame 6)



Photo 23: South gable: interior face with breathers (film 3, frame 10)



Photo 24: Detail of breather, inside west wall (film 3, frame 1)



Photo 25: Detail of internal lintel over doorway in east side of south bay (film 3, frame 9)



Photo 26: Lath and daub in roof, between house and barn (south part) (film 2, frame 9)





Photo 27: Lath and daub in roof, between house and barn (north part) (film 2, frame 7)



Photo 28: Detail of daub in roof, between house and barn (film 2, frame 10)



Photo 29: South truss, from the south-west (film 4, frame 1)



Photo 30: South truss, from the south-east (film 4, frame 3)



Photo 31: South truss, from the south-east (film 4, frame 4)





Photo 32: North truss, from the south (film 2, frame 12)



Photo 33: Foot of south arcade post, from the north (film 3, frame 4)



Photo 34: Foot of north arcade post, from the north (film 3, frame 2)



Photo 35: South arcade post, from the south (film 4, frame 5)



Photo 36: South arcade post, arch brace and scarf joint, from the east (film 3, frame 13)





Photo 37: South arcade post, from the north (film 2, frame 17)



Photo 38: North arcade post, from the south (film 2, frame 13)



Photo 39: North arcade post, from the north-east (film 2, frame 5)



Photo 40: North arcade post, from the north (film 2, frame 6)



Photo 41: North truss, showing pulley attached to west side of king post (film 2, frame 11)



Photo 42: Roof structure over aisle, south truss, from the south (film 3, frame 15)





Photo 43: South arcade post, from the south-west (film 3, frame 16)



Photo 44: Roof structure over aisle, south truss, from the north (film 2, frame 16)



Photo 45: Roof structure over aisle, north truss, from the south (film 2, frame 15)



Photo 46: Roof structure over aisle, north truss, from the north (film 2, frame 3)



Photo 47: Detail of south arcade post, from the west, showing numbering "II" and "I" (film 2, frame 18)



Photo 48: Detail of arch brace to north arcade post, from the west, showing number "III" (film 2, frame 4)





Photo 49: Roof valley between barn (left) and house (right), during watching brief (film 5, frame 13)



Photo 50: Wall plate on east wall, during watching brief (film 5, frame 17)



Photo 51: Wall plate on east wall, with end of south tie beam, during watching brief (film 5, frame 16)



Photo 52: South truss, from the east, during watching brief (film 5, frame 15)




Photo 53: Ridge braces of south truss, from the east, during watching brief (film 5, frame 18)