



Photo 1: Front elevation of the house (film 1, frame 2)




Photo 2: Front elevation of No 10 (housebody and east wing) (film 1, frame 7)



Photo 3: Front elevation of No 10 (housebody and east wing) (film 1, frame 4)



Photo 4: West wing and housebody, from the south-east (film 1, frame 6)



Photo 5: General view of the site, from the south-west (film 1, frame 5)




Photo 6: East side of west wing (film 1, frame 10)



Photo 7: General view of the house, with gateway, from the south-east (film 3, frame 5)



Photo 8: Rear of east wing and rebuilt rear wall of kitchen (1886), from the north-west (film 1, frame 12)



Photo 9: Rear of west wing and rebuilt rear wall of kitchen (1886), from the north-east (film 1, frame 11)



Photo 10: Detail of front entrance (film 2, frame 10)



Photo 11: Housebody window, from the south-east (film 1, frame 9)



Photo 12: Detail of initials “RMS” on east side of west wing (film 2, frame 6)



Photo 13: Detail of datestone “1671” at corner of housebody window (film 2, frame 7)



Photo 14: Ground floor window, front of east wing, from the south-west (film 2, frame 9)



Photo 15: Gablet to chamber over housebody (film 6, frame 13)



Photo 16: East end of house, showing site of demolished lean-to cottage and dairy at corner (film 1, frame 18)



Photo 17: East side of east wing, showing site of demolished cottage (film 2, frame 1)



Photo 18: East side of east wing, showing chimney breast of cottage fireplaces (film 2, frame 4)




Photo 19: Ground floor fireplace once serving later cottage, from the north-east; second fireplace hidden by oil tank (film 2, frame 5)




Photo 20: East side of east wing and dairy at north-east corner (film 2, frame 3)




Photo 21: Dairy at north-east corner of house, from the north-west (film 1, frame 16)



Photo 22: Interior of dairy at north-east corner of house, from the north-east (film 6, frame 16)



Photo 23: Light well to 1886 cellar, from the west (film 1, frame 13)



Photo 24: Rear of east wing, from the north (film 1, frame 15)



Photo 25: Rear of east wing and west part of house, from the north-east (film 1, frame 17)



Photo 26: Rear of east wing, upper part, from the north-west (film 6, frame 15)



Photo 27: The hearth passage, from the north, showing ashlar reredos to right (film 2, frame 15)



Photo 29: South-east corner of hearth passage, showing location of wall post (film 2, frame 18)



Photo 28: Corner of reredos, east side of hearth passage, and adjacent doorway (film 3, frame 1)




Photo 31: Side view of wall or arcade post at north-east corner of hearth passage, from the west (film 3, frame 3)



Photo 30: Doorways in east side of hearth passage, with wall/arcade post between (film 2, frame 17)



Photo 32: Outer face of wall or arcade post at north-east corner of hearth passage, from the north-east (film 3, frame 4)



Photo 33: The hearth passage, from the south (film 2, frame 16)



Photo 34: Rear doorway at north end of hearth passage
(film 4, frame 15)



Photo 35: Eighteenth/nineteenth century fireplace in housebody, from the south-west (film 3, frame 6)



Photo 36: Detail of floor frame with scarf joints in spine beams, over housebody fireplace, from the south-west (film 3, frame 9)



Photo 37: Chamber over housebody, from the south-west, showing eighteenth/early nineteenth century stack for housebody fireplace (film 6, frame 1)



Photo 38: Infilled salt/spice box in reredos, from the west (film 3, frame 7)



Photo 39: The housebody window, from the north-west (film 3, frame 10)



Photo 40: The housebody, from the north-east: note mid rail with studs above, in corner (film 3, frame 11)



Photo 41: Detail of studs and mid rail in south wall of housebody, (with west wing beyond) (film 3, frame 13)



Photo 42: Detail of studs and mid rail in south wall of housebody; wall post just visible within cross wall (film 3, frame 15)



Photo 43: Chamber over housebody: exposed studs and brace, with daub covering below wall plate, and lath and plaster above (film 6, frame 6)



Photo 44: Chamber over housebody: exposed studs and brace, with daub covering below wall plate (film 6, frame 7)



Photo 45: The housebody, from the south-east: wall at right dates from 1886 (film 3, frame 12)