



Photo 38: Blocked, ground floor opening (D5) in south-east elevation, from the south



Photo 39: Interior of stable, from the north-west, showing modern brickwork of blocked opening (D5)



Photo 41: Foot of blocked, first floor opening (D6) in south-east elevation, from the east



Photo 43: Right-hand jamb of blocked, first floor opening in south-east elevation



Photo 44: Remains of opening (D6) and corbels in upper part of south-east elevation, above roof of later wing



Photo 46: Blocked first floor doorway (D6) in south-east elevation (interior)





Photo 47: Blocked opening (fireplace?) within south-east side of barn (interior)



Photo 48: Roof truss 1 (at south-west end of barn), from the north-east





Photo 49: Detail of moulding and stops on tie-beam of truss 1, north-west end



Photo 51: Upper part of king-post and collar, truss 1, from the south-east



Photo 52: Detail of king-post, collar, and ridge brace to truss 1, from the north



Photo 54: Detail of ridge braces between trusses 1 & 2, from the north-west



Photo 55: Detail of ridge between truss 4 and north-east gable, from the south-east



Photo 56: Detail of ridge braces to truss 2, from the east





Photo 58: Detail of king-post and struts to truss 2, from the south




Photo 60: Truss 4, from the east



Photo 61: Roof truss 3, lower face, from the south-west



Photo 62: Tie-beam of truss 2, from the north-west



Photo 64: Corbel at south-east end of truss 3, from the south-west





Photo 66: Truss 4, from the south-west



Photo 67: Bored holes in soffit of tie-beam to truss 4, from the north-east




Photo 68: Brick wall enclosing stable within barn, from the north-east




Photo 69: South-west end of barn interior, upper floor level



Photo 71: Interior of stable: detail of floor surface, from the north-west



Photo 72: Interior of stable: view of stalls, from the south





Photo 74: Interior of stable: central stall



Photo 78: Flagged floor in central part of barn, from the south-west



Photo 79: North-east end of barn interior, ground floor level



Photo 80: North-east end of barn interior, upper floor level



Photo 84: South-east side of later wing



Photo 87: Interior of later wing, first floor room in north-east side, from the north-west