

Photo 30: Central bay of the barn and north-east doorway, from the south




Photo 31: Central bay of the barn, from the north-east




Photo 37: Doorway at north end of east gable, from the west



Photo 38: Original roof truss in the barn, from the east



Photo 39: Upper face of west truss in barn, from the north-east



Photo 41: Upper face of west truss in barn: north end



Photo 43: Upper face of west truss in barn: assembly marks to foot of king post



Photo 46: Upper face of west truss in barn: assembly marks to outer strut at north end



Photo 47: East truss in barn, from the south-west (dated 1865)



Photo 48: Date carved tie-beam of later truss in barn (west side)



Photo 49: Assembly numbers carved in later truss in barn (west side)



Photo 51: General view of the site, from the east




Photo 52: Later stable added to front elevation, from the south-west



Photo 54: Interior of added stable, from the west





Photo 59: Lean-to shippon against east gable of barn, from the south-east



Photo 60: Interior of lean-to shippon at east end



Photo 62: Outbuilding on south side of road, from the north



Photo 63: Outbuilding on south side of road, from the north-east



Photo 65: Outbuilding on north side of road, from the south-west