



ARCHAEOLOGICAL
SERVICES
WYAS

**Former Ashtons Site, Upper Allen Street
Sheffield
South Yorkshire**

Excavation report

Report no. 2452

March 2013

Client: Vida Architecture



Former Ashtons Site, Upper Allen Street, Sheffield South Yorkshire

Excavation report

Summary

Between the 28th August 2007 and 24th September 2007, ARCUS archaeologists carried out a rapid machine strip and evaluation of archaeological potential, followed by mitigation through excavation and recording, on the site of the former Ashtons factory on land along Upper Allen Street, Sheffield (SK 3465 8772). The machine strip revealed the reasonably well preserved remains of cellar bottoms along Upper Allen Street, parts of a courtyard and outdoor toilet block to the north of the aforementioned cellars, and further remains of early 19th-century housing to the north of the courtyard area. The area immediately to the east of the former Ashtons building yielded very little in the way of archaeological remains due to truncation from the concrete cellaring of the building. The area to the northwest of the Ashtons building along the line of the former Jericho Street also revealed a number of early 19th-century cellars and ground floor rooms.

Following the rapid strip by mechanical excavator, it was decided, in accordance with the agreed project design, to target certain areas for full archaeological excavation and recording. These included all the remains visible along Upper Allen Street, the toilet block within the courtyard, one room of the housing to the north of the courtyard, and two cellars and one ground floor room from the housing found along the line of the former Jericho Street.



ARCHAEOLOGICAL
SERVICES
WYAS

Report Information

Client: Vida Architecture
 Address: Folly Hall Mills, Chapel Hill, Huddersfield, HD1 3LS
 Report Type: Excavation report
 Location: Upper Allen Street, Sheffield
 County: South Yorkshire
 Grid Reference: SK 3465 8772 (centred)
 Period(s) of activity represented: Post-medieval/modern
 Report Number: 2452
 Project Number: 3904
 Site Code: 1136
 Museum Accession No.: SHEFM:2007.564
 Date of fieldwork: 28th August-24th October 2007
 Date of report: March 2013
 Project Management: Steve Baker (ARCUS), Ian Roberts (ASWYAS)
 Fieldwork supervisor: Tim Cobbold (ARCUS)
 Report: Tim Cobbold (ARCUS), Jane Richardson (ASWYAS)
 Illustrations: Kathy Speight (ARCUS)
 Photography: ARCUS field staff
 Specialists: S. Bell (unworked bone)
 C. Coulter (glass)
 C. Cumberpatch (pottery)
 L. Harvey (metals, shell, worked bone, ceramic building material, coins, stone, glass)
 K. Hawley (metals, worked bone)
 R. Mackenzie (metals)
 Q. Mould (leather)
 H. Wilmott (glass)

Authorisation for distribution: _____

© Archaeological Services WYAS 2013

PO Box 30, Nepshaw Lane South, Morley, Leeds LS27 0UG

Telephone: 0113 383 7500.

Email: admin@aswyas.com



Cert. No. 125



Contents

Report information	ii
Contents.....	iii
List of Figures	v
List of Plates.....	v
List of Tables	v
Acknowledgements	vi
1 Introduction.....	1
Site location and topography	1
Soils, geology and land-use	1
2 Archaeological and Historical Background.....	1
3 Aims and Methodology.....	3
Phasing and rationale	3
Machine stripping and rapid archaeological evaluation	3
Archaeological mitigation.....	4
Archaeological watching brief: breaking and lifting of concrete floor slabs.....	5
Finds collection policy and archive	5
Monitoring of fieldwork	5
4 Results.....	5
Area 1.....	5
Area 2.....	8
Area 3.....	8
5 Artefact Record.....	10
Pottery.....	10
Clay pipe.....	19
Metals.....	19
Selected metal items	19
Shell	20
Worked bone	20
Unworked bone.....	21
Ceramic building material	22
Coins	23
Leather	23
Stone	31
Glass.....	31
Miscellaneous	34
6 Discussion	34
7 Conclusions.....	36
Figures	
Plates	

Appendices

Appendix 1: Inventory of primary archive

Appendix 2: Concordance of contexts

Appendix 3: Pottery

Appendix 4: Clay pipes

Appendix 5: Crucible fragments

Appendix 6: Metals

Appendix 7: Process residues

Appendix 8: Other metal artefacts

Appendix 9: Metals viewed by K Hawley

Appendix 10: Shell

Appendix 11: Worked bone

Appendix 12: Unworked bone

Appendix 13: Ceramic building material

Appendix 14: Coins

Appendix 15: Leather

Appendix 16: Stone

Appendix 17: Glass

Appendix 18: Miscellaneous

Bibliography

List of Figures

- 1 Site location map
- 2 Historic maps showing site development
- 3 Site plan showing excavation Areas 1, 2 and 3
- 4 Plan of room recorded north of Crosslands Square
- 5 Plan of earliest phase of toilet block in Crosslands Square
- 6 Plan of housing recorded along Upper Allen Street
- 7 Plan of back-to-backs along former Jericho Street
- 8 East-facing section showing made ground deposits below floor [3046]

List of Plates

- 1 Stone filled field drain [1111], looking east
- 2 Crosslands Square, looking northwest
- 3 Upmost surviving elements of toilet block in area 1, looking southeast
- 4 Lowest surviving elements of toilet block in area 1, looking northeast
- 5 Range/hearth, looking southwest
- 6 Range/hearth looking southwest
- 7 Cellar bottoms along Upper Allen Street, looking northeast
- 8 Toilet block in area 2, looking northwest
- 9 Cellar bottom in area 3, looking southwest
- 10 Ground floor room in area 3, looking southwest
- 11 Fragment of Tin Glazed Earthenware wall tile (Context 3028)
- 12 Interior of a Sponged ware bowl with overprinted broad arrow and WD symbol (Context 3027)
- 13 Japan plate interior (Context 1083)
- 14 Japan plate showing pattern ware (Context 1083)
- 15 Unusual sepia printed Asiatic pheasants design (Context 1064)
- 16 Pot disc in Brown Coarseware (Context 3082)
- 17 Rim of a porcelain bowl, interior (Context 3082)
- 18 Rim of a porcelain bowl, exterior (Context 3082)
- 19 Adult shoe (2009/1)
- 20 Ladies front lacing boot (1045/3)
- 21 Children's shoes (1045/1 and 1045/2)
- 22 Child's shoe with side seam (1064/1)
- 23 Child's shoe, perhaps a button boot or a barette boo (1064/3)

List of Tables

- 1 Proposed ceramic phases

Acknowledgements

During 2007, ARCUS archaeologists carried out archaeological excavations off Upper Allen Street, Sheffield on behalf of Coda Studios Ltd. An assessment report of the findings was produced (Cobbold 2008). The project was managed by ARCUS Project Officer Steve Baker. Fieldwork was carried out by ARCUS Project Archaeologist Tim Cobbold, and ARCUS Site Assistants Kathryn Baker, Susie Mattheson, Ashley Tuck, Tom Smith and Ralph Collard.

Following the closure of ARCUS, Vida Architecture commissioned Archaeological Services WYAS (ASWYAS), on behalf of their client Brantingham Properties Ltd, to produce a final report and short publication note.

This final report includes much of the analysis and research undertaken by Cobbold at the assessment stage. Illustrations (figures and plates) previously provided by ARCUS are used again here, with only slight modifications.

1 Introduction

A planning application for the redevelopment of the former Ashtons site, Upper Allen Street, Sheffield (SK 3465 8772) was submitted to Sheffield City Council. The planning application included the submission of an archaeological desk-based assessment of the site, commissioned by Coda Studios Ltd, and undertaken by John Samuels Archaeological Consultants (JSAC 2006). On the basis of this, South Yorkshire Archaeology Service (SYAS) determined that the site required a programme of archaeological evaluation and mitigation in advance of development. The requirement was in line with government guidance as set out in DOE Planning Policy Guidance Note 16 - Archaeology and Planning (PPG16 1990). ARCUS were commissioned by Coda Studios Ltd to undertake the fieldwork and assessment report. Subsequently, Archaeological Services (WYAS) was commissioned by Vida Architecture to undertake a final report and publication note. This document constitutes that final report based on the targeted archaeological mitigation works carried out between the 28th August 2007 and 24th October 2007.

Site location and topography

The site is centred on NGR SK 3465 8772 and covers an area of approximately 1850m². The proposed development area is bounded by Well Meadow Street and the works at 35 Well Meadow Street to the northwest, by Well Meadow Drive (formerly Jericho Street) to the southwest, by Upper Allen Street to the southeast and to the northeast by modern steel-framed sheds (Fig. 1). The site slopes gently to the northeast.

Soils, geology and land-use

The site is located on sandstone geology of the Lower Coal Measures (Westphalian A). The overlying soils are described as unmapped in this urban area (Soil Survey of England and Wales 1980).

2 Archaeological and Historical Background

An archaeological desk-based assessment of the application area was undertaken by John Samuels Archaeological Consultants in 2006 (JSAC 2006) on behalf of Coda Studios Ltd. The conclusions of this report are briefly summarised here, along with the results of additional archive research carried by ARCUS and ASWYAS to supplement the desk-based assessment, and observations from a site visit.

Urban development did not encroach upon the site until the early 19th century (Fig. 2). Extensive development from this time onwards was likely to preclude the survival of sub-surface remains from earlier periods.

The earliest development on site was shown on a Fairbank plan of 1808 with the streets laid out, although the majority of the plot was still vacant (Fig. 2). East along Upper Allen Street a

building had been constructed on the frontage, but by the time of Taylor's map of Sheffield in 1832, much of the site developed (Fig. 2).

The site was fully developed by the time of the Ordnance Survey map of 1852, when it was occupied by back-to-back housing arranged around three courtyards, including one identified as Crossland's Square (Fig. 2). Jericho Street was not on its present alignment at this time. The same configuration of buildings was shown on the 1892 Ordnance Survey map, although a building (a toilet block, see below), had been constructed in the centre of Crossland's Square (Fig. 2). This block had been demolished by the time of the 1905 Ordnance Survey map.

The site was located opposite the Stephenson Blake Type Foundry, and in 1907 Stephenson Blake purchased a number of old cottages on the Jericho Street corner of the site, opposite the foundry. These were demolished and replaced by a new woodworking department, producing cabinets, frames and other items needed to house typefaces. The 1923 Ordnance Survey map showed a single building on the corner plot, replacing the courtyard houses, with an open yard to the northeast along Upper Allen Street (Fig. 2). The courtyard to the northwest, at the corner of Well Meadow Street and Jericho Street, escaped this phase of demolition, and was still shown on the 1935 Ordnance Survey, presumably being demolished during the 1940s.

By the time of the 1950 Ordnance Survey, a larger building was present on the corner plot, extending further to the northeast along Upper Allen Street, and this building was marked as 'Type Foundry', presumably indicating its association with Stephenson Blake. This building subsequently became the Ashtons factory currently standing on the site. The part of this building at the corner of Upper Allen Street and Well Meadow Drive (formerly Jericho Street), and extending along Well Meadow Drive, is clearly of older construction than the remainder of the building along Upper Allen Street, and a former pitched roof line visible on the northeastern external wall of this older building suggests that it once extended further to the northeast. It appears, therefore, that the building shown on the 1923 and 1935 Ordnance Survey maps was partially demolished, probably during the 1940s, with a new section then added along Upper Allen Street. The oldest part of the Ashtons building appears likely to date to the early 20th century, with the newer section along Upper Allen Street dating from the 1940s. By the 1950 Ordnance Survey, the courtyard houses on the western corner of the plot had been demolished, and this site appears to have remained empty subsequently.

The plot which was occupied by the Ashtons building had a semi-basement floor with a concrete slab, which was just below ground level at the lower (northeast) end of the site, but due to the rising ground level had become a full basement at the Upper Allen Street/Well Meadow Drive corner. Due to the prevailing slope, being lower to the northeast, the construction of the concrete basement had destroyed nearly all archaeological features towards the west side of the former Crossland's Square, although greater preservation was seen further west as the hill sloped downwards.

Using rate books and census returns, attempts have been made to establish, where possible, the occupants of the houses exposed within the site. Establishing just who was living in each house is difficult, however, as Ordnance Survey maps do not show house numbers, making the correlation between the mapping and documentary evidence problematic. It has been possible to determine the house numbers for the properties fronting along Jericho Street and Upper Allen Street based on the data from the 1901 Census Return and the 1891 Rate Book due to the recording of certain physical locations in the primary data (i.e. public houses, road junctions and court entrances). The earlier records appear not to contradict these. The data are less reliable within each court area as it is not always clear in which order the buildings were recorded.

The following observations can be highlighted. The buildings occupying the site were not identified in the 1831 Rate Book, suggesting that the buildings had not been built at this time or were not available for occupation. The Rate Books from 1841 and 1861 list many of the properties in the site as being empty, although the majority are occupied between 1871 and 1891. The rates on several of the properties, particularly in the court areas, were often paid by one individual on behalf of others, which suggests an element of 'sub-letting' was occurring.

3 Aims and Methodology

Phasing and rationale

The archaeological works on site took place in three phases due to difficulties regarding spoil removal. The contractor was unable to remove spoil and accumulated debris from site and, as a result, the entire site could not be stripped at once, meaning individual areas had to be targeted and recorded fully before the next area could be seen. The area to the north/northeast side of the site was targeted first, between Upper Allen Street, the modern sheds to the east and the standing industrial buildings along Well Meadow Street. This area is identified in this report as Area 1 (Fig. 3).

Area 2 (Fig. 3) was located to the west of Area 1 and to the east of the standing Ashtons building. This area was targeted last, as it had the lowest archaeological potential as well as being the most convenient location for storing spoil from Areas 1 and 3.

Area 3 (Fig. 3) was located on the upper, northwest corner of site, along the line of the former Jericho Street. This area was the second to be targeted for mitigation, as good preservation of archaeological features was expected.

Machine stripping and rapid archaeological evaluation

Areas 1 and 3 were initially stripped by 360° mechanical excavator under supervision from the project archaeologist. These areas were cleaned by hand, photographed, and an EDM survey was taken in order to produce an annotated site plan. Context numbers were issued to all the features in these areas in order to simplify post-excavation analysis, but only those

within the areas intended for mitigation were fully recorded on pro-forma context sheets. A site meeting was held between ARCUS Project Officer Steve Baker and ARCUS Project Archaeologist Tim Cobbold in order to identify suitable areas for targeted mitigation. A SYAS representative was not able to be present at this stage, but Dinah Saich (SYAS) later approved the proposed mitigation areas.

These areas included all the remains of cellar bottoms and rooms along Upper Allen Street, the toilet block located within the former Crossland's Square, one room within the row uncovered to the south of the standing works along Well Meadow Street, and two cellars and one ground floor room within Area 3. It was agreed that Area 2 had low archaeological potential and would be assessed after Areas 1 and 3 were completed.

Once Area 2 was stripped, it revealed a number of ceramic drains and extremely fragmentary remains of a structure, deemed not to be of sufficient significance to warrant full mitigation. The features were surveyed by EDM and added to the general, annotated site plan (Fig. 3).

Archaeological mitigation

At each phase, following the archaeological evaluation and subsequent consultation, a further programme of archaeological mitigation was required, as outlined above. Due to the lack of previous evaluation, the areas of interest could not be established until completion of the archaeological evaluation. A general method statement follows. Specific areas to be excavated were identified at the site meetings detailed above.

Once mitigation locations were established, a mechanical excavator fitted with an appropriate bucket was used for any additional excavation required, for example, to remove structures in order to look for earlier phases of building. Earth-moving activities were strictly monitored at all times by a professional archaeologist.

Excavated areas were cleaned by hand and photographed in the first instance. Archaeological features and deposits were hand excavated, in an archaeologically controlled and stratigraphic manner, to a safe manageable level, but not below 1.4m.

Built structures, such as walls, were exposed, cleaned and recorded. Emphasis was placed on investigating structural features and deposits directly associated with the 19th-century courtyard housing, and any earlier features encountered. Emphasis was also placed upon gathering data from *in situ* deposits and dated deposit sequences.

Features were drawn, photographed and described on pro-forma sheets. Colour transparency and monochrome negative photographs were taken at a minimum format of 35mm.

Appropriate sections were drawn at 1:50, with individual features being planned at 1:20 where additional detail was required. All plans, sections and profiles are related to Ordnance Datum, in metres.

A contingency fund was included, but was not drawn upon.

Archaeological watching brief: breaking and lifting of concrete floor slabs

Demolition of the standing buildings on site was carried out above ground level without archaeological involvement. Within the area of the former Ashtons factory, no excavation was to take place below ground level during the demolition process. Concrete floor slabs, where present, were removed under archaeological supervision. No grubbing out of buried foundations took place at this stage.

No archaeological features were noted under the concrete slab within the footprint of the former Ashtons building. Only natural degraded bedrock was encountered.

Finds collection policy and archive

Artefactual material was collected according to an explicit sampling strategy. Material which was obviously modern in date, and derived from unstratified or unrecorded contexts, was not kept unless it was of exceptional intrinsic interest. Preference was given to the collection and retention of stratified assemblages from *in situ* deposits.

Material discarded as a consequence of this policy was described and quantified in the field. This involved very basic analyses such as counting artefacts, and assigning finds to broad categories, e.g. ceramic building material.

The archive and finds will be deposited with Sheffield City Museum, Weston Park under the accession number SHEFM:2007.564.

Monitoring of fieldwork

Dinah Saich of SYAS visited the site at regular intervals to confirm work was being carried out satisfactorily and to ensure the aims of the Project Design (Baker 2007) were met. A site visit was also made towards the end of the mitigation work in order to sign off the site to the developers.

4 Results

Area 1

Area 1 was located in the eastern part of the site (Fig. 3; Plates 1-6), and was bounded by standing industrial buildings to the north and east, and by Upper Allen Street to the south. A number of structural features were encountered within this area. These included a row of residential buildings to the north of this area, a toilet block and associated structures, and a row of back-to-back housing along Upper Allen Street. An earlier drain feature that seemed to pre-date the construction of the buildings was also encountered.

The earliest feature encountered on site was a stone-filled field-drain [1111] (Plate 1, not shown in plan). This was a broadly northeast to southwest aligned feature, which was cut into the natural clay [1062]. The feature contained ceramics from its fill [1112] dating from the

18th century. The artefacts, combined with stratigraphic evidence, would suggest that this feature pre-dated the construction of any residential properties on site, and may have been related to earlier agricultural field drainage or site drainage prior to construction.

The row of buildings uncovered to the south of the standing industrial structures on Well Meadow Street revealed a number of ground floor rooms with doorways leading out onto the former Crossland's Square to the south. The room recorded in detail was formed by walls [1004], [1012] and [1013] (Fig. 4, Plates 5 and 6). The northwest wall of this room was not visible, as it was beyond the limit of excavation. The space where the doorway was presumed to be, was filled by a concrete support [1003] for the demolished 20th-century building.

Walls [1012] and [1013] were aligned southeast to northwest. Both were single skinned, built from handmade red brick which was bonded with white lime mortar. Wall [1012] was keyed into wall [1002], a wall aligned broadly northeast to southwest, of similar construction to wall [1004] immediately to the west. Wall [1013] was presumed to have been keyed into wall [1004], but this was not definite as modern concrete [1005] was poured over the corner where these walls met. Wall [1004] was double skinned, built from handmade red brick, and also bonded with white lime mortar. Wall [1006], to the west of wall [1004] and on the same alignment, defined the southern boundary of the next property. The foundations of all these walls were resting on firm made ground. Butting against the external face of the southern boundary wall, ceramic drains with handmade red brick edging were observed (e.g. drain 1010).

A number of structures relating to domestic/kitchen activity were identified within the room defined by walls [1004], [1012] and [1013]. Up against wall [1013] (Fig. 4), structures [1022], [1023], [1024], [1025], [1028], [1029], [1030], [1031], [1032], [1033] and [1088] were observed. Structures [1022], [1023], [1024], [1025], [1028] and [1088] seem to have been part of the coal-fired range/hearth range, while [1030], [1031], [1032] and [1033] appear to have been part of the chimney/flue. All these structures were built from handmade red brick and bonded with lime mortar with the exception of the odd modern brick having been used to repair damage.

A sandstone flag floor [1021] was also identified within the room. This overlay a sequence of six made ground deposits, which in turn overlay the natural clay [1127]. Layer [1101], immediately below the floor, contained pottery that is predominantly mid to late 19th century in date. Layer [1125], the second made ground deposit, and the lowest deposit to contain pottery, included material of mid to late 18th-century and early 19th-century date. Immediately above this, a thin layer of clay [1124] contained a half penny of George III dated 1799.

Located roughly in the centre of Area 1 was a toilet block (Plates 3 and 4), assigned the group context number [1065]. This appeared to have two main phases of use. The block seemed to have originally consisted of cess tanks/soakaways located beneath the toilets, which in turn

fed into a drain [1129] constructed of two parallel red brick sides and capped with sandstone (Fig. 5). The cess tanks/soakaways were represented by upright sandstone slabs [1142] and [1085], which butted up against the northern wall [1068] of the toilet block, and a part sandstone [1107/1141], part brick base [1084]. In the later phase, the tanks fell out of use and were backfilled with a rubble fill [1083/1106] containing pottery of predominantly mid to late 19th-century date, before being replaced with more modern ceramic drains, e.g. [1150]. Internal brick partitions [1070], [1136] and [1137] presumably represent individual cubicles. This toilet block was constructed within a foundation cut [1156] that was cut into the natural clay [1062]. Unfortunately no datable artefacts were associated with the backfill [1157] of this construction event, although this structure was apparently constructed between 1852 and 1892 (see Fig. 2), and demolished by 1905.

Along the line of Upper Allen Street, a number of back-to-back houses were identified. Two cellar bottoms and a ground floor room were selected for mitigation (Fig. 6, Plate 7). It appeared that the 'ground floor' rooms of the back-to-back houses may have been on different levels, with the room on the 'Crosslands Square' side leading straight through into that dwelling's associated cellar, while those on the Upper Allen Street side appeared to access the cellar via a stairwell (as seen in Area 3). The ground floor room investigated had only three sides visible, defined by lime mortared red brick walls [1036], [1039] and [1040], with a sandstone flagged floor [1038]. Part of this sandstone floor was removed and a hand dug slot was placed to try and identify any earlier features or deposits. The floor was found to be resting on two made ground deposits [1058] and [1059]. Deposit [1058] contained ceramic material dating predominantly from the late 18th to early 19th centuries. Beneath the made ground layers, the natural clays [1062] were encountered.

The eastern of the two recorded cellars was formed by lime mortared red brick walls [1040] and [1039] (the eastern and southern limit of the cellar was not exposed), and was also flagged in sandstone [1044]. The bottom step [1043] into the cellar survived. The stairwell was backfilled with a sandy material [1064] which contained significant quantities of domestic rubbish including animal bone, worked bone, leather shoes/boots, clay pipe and pottery of mid to late 19th-century and 19th to early 20th-century date. Below [1064] were two successive clayey fills, [1082] and [1089] both containing 18th-century and late 18th to mid-19th-century pottery.

The western of the two cellars recorded was formed by lime mortared red brick walls [1039], [1046] and [1050], with a sandstone floor [1048]. Another hand dug slot was placed below this floor to reveal a two made ground deposits, a grey-brown clay [1117] and a red sandy clay [1118], which overlay a clean clay natural deposit [1122]. Deposit [1117] contained 18th-century and 18th to early 19th-century pottery and a corroded Edward VII half penny dated 1906, which was presumably intrusive. [1119]. Deposit [1118] included a single sherd of 18th to 19th-century pottery. The internal partition wall [1047] and wall [1039] were also observed to overlay made ground or levelling deposits. Immediately beneath the walls was a

yellow-brown clay deposit [1119] and beneath this, a black clay deposit [1120]. Both contained 18th to early 19th-century pottery.

The documentary evidence showed that this area had been fully developed by 1852. The artefactual evidence from the ceramic material would seem to support the documentary evidence, as the majority of pieces associated with construction levels date from the 18th to early 19th century. The 1852 Ordnance Survey map also records the alley running between two back-to-backs and exposed during the excavations (Figs 2 and 6).

Area 2

Area 2 was located between Area 1 and the standing Ashtons factory building (Fig. 3). This area was not expected to have good levels of preservation due to a concrete ground level which had extended out from the basement level of the Ashton's building forming an external yard surface.

After the concrete had been lifted it became apparent that, as expected, Area 2 had low levels of preservation. A small number of 19th-century ceramic drains were uncovered, cut into the natural clays [2000]. After consultation with SYAS, it was agreed that these drains would be added to the site plans but that no further excavation or description was required.

The only other structure uncovered was the incomplete remains of an external toilet block (Plate 8). This toilet block had mostly been removed by later groundworks on-site, leaving only a few walls and the very lowest deposits. The toilet block had a construction cut [2006] into the natural [2000]. Cut [2006] was filled by [2007], a very dark brown silt deposit of medium consistency containing coal, bricks, pieces of sandstone, glass, metal items and numerous ceramic sherds of predominantly mid to late 19th-century date. The toilet block had one main external wall [2001] surviving. This wall was a single skinned wall orientated broadly east to west, built from handmade red brick and bonded with white lime mortar. Located at the west end of wall [2001] was a short north to south return [2002], presumed to be part of the external structure. Keyed into the north face of wall [2001] was a short handmade red brick wall, bonded with black ash mortar [2003], and a short length of wall of similar construction was keyed into the south face. The east end of wall [2001] was keyed into the west face of a red brick wall [2005] which ran north to south.

There were two main deposits encountered within the space formed between walls [2002] and [2003], a brown clay sand [2008] and a black sandy clay [2009]. Both deposits contained artefactual material deriving almost entirely from the mid to late 19th century. This toilet block may correspond with the T-shaped building shown in the south-western limits of Crossland's Square on the 1905 Ordnance Survey map (Fig. 2).

Area 3

Area 3 was located in the northeast corner of the site (Fig. 3) and was bounded by Well Meadow Street to the north, Well Meadow Drive to the west and by the Ashtons building to

the south. Area 3 was intended to locate the back-to-back housing along the line of the former Jericho Street, as well as any remains of the open courtyard to the east of the residential properties.

Upon completion of the rapid site strip, it was apparent that a well preserved row of housing survived, consisting of a substantial sandstone wall along the line of the former Jericho Street, a series of cellar floors and ground floor rooms to the rear of the properties. It was decided in consultation with SYAS that one of the main ground floor rooms, as well as two of the cellars would be subject to mitigation (Fig. 6, Plates 9 and 10).

A substantial sandstone wall [3001] was aligned broadly northeast to southwest forming the main external wall to the front of the housing in Area 3 and followed the line of the former Jericho Street. This was a relatively early wall being built from rough-hewn sandstone blocks bonded with friable white lime mortar resting on the natural clays as a foundation.

Butting against the northeast face of [3001] were the walls which formed the divisions between properties, as well as the internal divisions between the cellars. Walls [3006] and [3008] seemed to form the main walls between the properties, while [3007] appeared to form an internal division between the cellaring. Wall [3026] was on the same alignment as the sandstone wall [3001] and appeared to form the division between the cellaring and the ground floor room to the east. Walls [3006] and [3007] were built from handmade red brick bonded with lime mortar. Wall [3008] was a substantial sandstone structure built from sub-angular blocks bonded with lime mortar. A sandstone floor surface [3046] was identified between walls [3007] and [3008], with a similar floor [3058], between walls [3006] and [3007]. Demolition rubble [3016] and [3015] within the cellars included glass bottles that date the abandonment of this property after 1912.

The ground floor room to the rear was formed by walls [3026], [3054], [3056] and [3005]. The floor surface [3067] between these walls consisted of a mixture of sandstone slab and red brick (hand and machine made). It seemed likely that the floor had been rebuilt/repared on more than one occasion. The room to the rear covered roughly the same total area as both cellars to the west. Against wall [3005] were the brick and stone remains of a fireplace [3066].

Upon excavation, it appeared that floor surface [3067], which formed the ground floor of the room to the rear of the property, carried on out of the room, becoming one with the cellar step [3063] of the easternmost cellar. The cellar step utilised red brick walls [3061], [3062] and [3068] as its foundation. In a marked difference, the cellar to the west appeared to have a red brick stairwell formed by walls [3026], [3057] and [3059]. The double skinned wall [3026] apparently formed a clear division of space between the room to the rear and the cellaring. Given the nature of the construction and the prevailing slope of the hillside, it seemed that the room to the rear had access to the eastern cellar without the need for a stairwell, while the

property to the front of the row required access to its cellar from a stairwell. Essentially, the 'ground floor' rooms of the back-to-back properties may have been on different levels.

Hand dug slots were placed within each room to investigate any sub-floor deposits and to look for potential buried soils. Two slots were placed against the northeast face of [3001], one below [3046] and one below [3058]. Another was positioned beneath floor [3067]. Beneath each of these floor surfaces was a sequence of made ground deposits around 0.7m thick in total (Fig. 8), which in turn overlay the natural mudstone/clay. The made ground deposits contained ceramic material dating from the mid and later 18th to the early 19th centuries, supporting the documentary evidence which states that this part of the site had been built on by 1808, with all of Area 3 having been developed by 1832 (Fig. 2). Upper layers [3070/3048] and [3069/3047], however, also included a small portion of mid to late 19th-century pottery, perhaps introduced during an episode of renovation (see above).

5 Artefact Record

If specialists recommended no further work at the assessment stage (see Cobbold 2008), their assessment reports are summarised here. Two categories of finds, pottery and leather items, however, required further analysis and reporting. These final reports are provided here, superseding their earlier assessments.

Pottery by C. Cumberpatch

Introduction

The pottery assemblage consists of 2308 sherds of pottery weighing 50825g representing a maximum of 1641 vessels from stratified contexts. Unstratified contexts produced 126 sherds weighing 1839g representing a maximum of 111 vessels. The pottery assemblage was also accompanied by a small quantity of wall tile and other materials. The most notable item in the latter group was the piece of a Tin Glazed earthenware wall tile shown in Plate 11. Other items of interest are shown in Plates 12-18.

The pottery

The range of pottery constituting the assemblage is familiar from other sites excavated in Upper Allen Street and across the city more generally. Full type series have been drawn up for such sites and the salient details can be found elsewhere (Cumberpatch 2007, 2009) and specifically in reports on sites 842e and 851, both located in Upper Allen Street (Cumberpatch 2008a, 2008b).

The earliest pottery in the assemblage is a single sherd of Coal Measures Purple ware from a made ground deposit [3082] for floor [3067] in Area 3. This dates to the later 15th or 16th century and is of local (Don Valley) manufacture (Cumberpatch 2004). Small quantities of

medieval and post-medieval pottery occur with a moderate degree of frequency on sites across Sheffield and attest to the presence of medieval and post-medieval activity in the area occupied by the modern city even while their residual status rarely gives any clue to the nature of this activity. Other than the sherds of imported stoneware mentioned below no pottery dating to the later 16th or 17th century was positively identified in this assemblage and the earliest material present in significant quantities is of 18th-century date.

Two sherds of German stoneware, deposits [1123] and [3051], dating to the 16th or 17th centuries are unexpected finds given the general lack of pottery dating to this period in Sheffield. Both sherds were residual in later contexts.

The 18th-century pottery is identifiable as falling into the standard tripartite pattern seen generally in Yorkshire and more widely (Cumberpatch, in prep.) with vernacular tablewares, formal tablewares and utilitarian wares all represented in the assemblage.

Vernacular tablewares are relatively sparse and while most of the major types are represented, the quantities are extremely limited. Mottled ware is represented by just three sherds, all from made ground deposits [3050], [3076] and [3082] beneath the flagged stone floors in Area 3, while Slipware is even sparser with two sherds from a general demolition deposit [3000] and a made ground deposit [3077] below floor [3058]. Slip Coated ware is absent but the closely related Late Blackware is somewhat more common with 45 sherds (representing 42 vessels) from deposits [1001, 1019, 1058, 1082, 1087, 1091, 1095, 1117, 3028, 3029, 3047, 3049, 3072, 3076, 3077 and 3082]. Some of these are of unusual character (Late Blackware type) and may represent very late examples of the type.

In contrast, formal tablewares in refined earthenware bodies are more common. Creamware, Pearlware and Edged ware are all well represented with the former constituting up to 10.9% of the total assemblage from stratified contexts while the latter two together constitute 4.5% of the total (all percentages relate to the estimated (maximum) number of vessels (ENV) figure). The absence of White Salt Glazed Stoneware from the assemblage may indicate a later 18th-century date for the creation of the archaeological deposits but given our limited understanding of the contexts of use of the vernacular and formal tablewares and the taphonomic aspects of site and deposit formation in Sheffield some caution must be exercised in relation to such explanations.

The majority of the Creamware sherds are undecorated although sherds from made ground deposits [3049] and [3076] below the floors in Area 3 are from relief banded vessels and a sherd from made ground deposit [3050] bore part of a moulded design around the rim. A sherd from deposit [3082] is decorated with thin underglaze painted lines around the rim. Transfer printed designs on Pearlware sherds include Two Temples and Willow but the majority of sherds are too small for the designs to be positively identified.

Porcelain, possibly of Chinese origin, was identified in deposits [1058, 1125, 3076 and 3082]. Further work is required on the porcelain from all sites in Sheffield as its identification

has always been difficult and the proportion of Chinese as opposed to later European material decorated in the Chinese style is unclear.

Sherds of 19th-century tableware are somewhat more abundant. Whitewares, both plain and transfer printed form up to 23.8% of the total assemblage (including some possible early to mid-20th-century sherds). A small number are datable via the evidence of maker's marks or distinctive transfer printed designs. These include a plate from deposit [1034] within hearth [1031] with the pattern name 'Antique' from Wood Challinor & Company of Tunstall in Staffordshire (1860 to 1864). Sherds bearing the distinctive Barker's 'Gem' pattern (1839-1893) from deposit [2009] within the toilet block in Area 2 probably originated from the Don Pottery (Griffin 2001). A considerable number of Don Pottery vessels were recovered from the exceptional dump of pottery recovered from site 851b, also in Upper Allen Street (Cumberpatch 2008b) including many plates bearing the Gem pattern.

A vessel commemorating the International Exhibition of 1862 of which sherds are present in both deposits [2008] and [2009] may indicate a late 19th-century date for the construction of the toilet block. Other identifiable designs (Willow, Asiatic Pheasants, Rhine and Two Temples) are undatable. The colours and quality of the printing on other transfer printed sherds suggest that they were of later 19th or early 20th-century date as indicated in Appendix 3.

The normal range of other 19th-century refined earthenwares is also present in the assemblage. Blue Banded ware, Cane Coloured ware (plain and slip-banded), Mocha ware, Sponged and Sponge Printed ware and Colour Glazed wares represent cheap and ubiquitous classes of domestic kitchen and tableware which are common sites across Sheffield and seem to have been popular with all those who could afford domestic crockery. None can be dated with any accuracy and in the absence of marked pieces, none can be attributed to specific manufacturers.

Bone china of 19th-century and 19th to early 20th-century date occurred regularly but in small quantities across the site. Vessels are principally tablewares but include at least one fragment of a souvenir vessel from a levelling deposit [1019] for tarmac, the leg of a small doll or figurine from [1019] and fragments of miniature vessels, probably toys but perhaps souvenirs from cellar fill [1064] and a levelling layer [1081] for tarmac. The commonest transfer printed design is Two Temples, present on all but one of the transfer printed sherds.

Utilitarian wares, specifically Brown Glazed Coarseware, Brown Glazed Fineware and Yellow Glazed Coarseware remain extremely difficult to date with any accuracy. There are definite indications that Brown Glazed Fineware, typically used for smaller vessels (jugs, jars etc) rapidly fell from favour in the early 19th century and were substantially replaced by utilitarian whitewares and other types of refined earthenware. In contrast, the production of coarsewares continued into the mid-20th century, although the scale of the industry declined rapidly from the early 20th century onwards. In the absence of any detailed typological study,

it is impossible to link the variability observable in the fabrics and rim shapes to any chronological scheme.

As is normally the case in Sheffield, Yellow Glazed Coarseware is rare and is represented by only six sherds from demolition deposits [3000] and [3016], all from dishes and pancheons. Brown Glazed Fineware is somewhat commoner (Appendix 3) but not as common as Brown Glazed Coarseware which represents 11.7% of the total stratified assemblage. The date ranges suggested in Appendix 3 are based on the characteristics of individual sherds and as such are generally broad, with only a few cases where some aspect of the vessel indicates a closer date. The range of vessel types is also normal with pancheons and large bowls the commonest type of vessel, but with a small number of jars. Amongst the later, the base fragment from deposit [2009] is particularly notable on account of its large diameter and very thick walls. Such vessels, sometimes known as 'big ware' (Brears 1971), represent a high degree of skill in both throwing and firing and attest to the skills of the potters who produced them in almost industrial quantities using techniques that date back to the 17th century, if not earlier.

The Brown Glazed Fineware category is represented almost exclusively by hollow wares, with a single plate from a fill [1112] associated with an early drain in Area 1 and a small pancheon from a made ground deposit [1117] below a cellar floor in Area 1.

It is perhaps unsurprising, given Sheffield's early adoption of allotment gardens (Flavell 2005), that unglazed red earthenware is a relatively common find on many sites, the present one being no exception. The majority of identifiable sherds (mainly rims and bases) are from flowerpots and other horticultural vessels and a number of examples from deposit [3028] are stamped 'Sankey Bulwell'. The manufacture of ceramic flowerpots was established in the Nottinghamshire town of Bulwell 1855 by Richard Sankey and continued until the 1980s when competition from plastic pots made ceramics uneconomic.

Flavell's observation that the majority of allotment holders were artisans rather than labourers (2005, 27) offers the intriguing possibility that the presence of a substantial number of flowerpot fragments on a site might indicate something about the socio-economic status of those living on or adjacent to the site, although the problem of systematic residuality and bulk dumping on certain sites makes this a difficult proposition to assess.

Stonewares form a significant proportion of the total stratified assemblage (17.4%) and include examples of the principal groups of stoneware regularly found on sites in Sheffield. The earliest material, setting aside the two sherds of German stoneware noted above, are fragments of 18th-century mugs and tankards (e.g. deposits [1093], [1091] and [1159]) which seem to form part of the vernacular tableware group (Cumberpatch in prep.). More numerous are sherds from 19th-century retail and transport vessels (flagons, bottles, jam and other preserve jars) and domestic cooking vessels (loaf pots, stew pots), kitchen ware (bowls and jars) and storage vessels (lidded jars). The market for stoneware cooking wares expanded

enormously with the introduction of the coal-fired domestic range and the substantial stoneware industry of north-east Derbyshire and Nottinghamshire grew to serve this demand. In the course of the 19th century, a similar expansion took place in the manufacture of jam and marmalade jars which are ubiquitous on later 19th and early 20th-century sites. Of those identified here, some bear stamped marks on the base identifying them as containers for Hartleys jam from deposits [1064, 3025 and 3016]. The bottles and flagons, which form the second major component of the retail and transport ware group, are unmarked. From drain fill [1072] came the base of a Hamilton bottle dating to pre-1845.

A number of vessels are identified as of particular interest by virtue of their individual characteristics. These include a sponged ware bowl bearing a broad arrow symbol and the initials WD (Plate 12). This mark is normally found on objects supplied to the armed forces (WD being the abbreviation for 'War Department') and the use of the broad arrow symbol stretches back to the 16th century. This example is atypical of its normal employment being both larger and much more prominent than is usual. It appears to have been overprinted on an area of sponging on the inside of the base (another deviation from normal practice as WD marks normally appear on the underside of bases) but was applied to the biscuit-fired vessel prior to glazing and glost firing. In all other respects the vessel is a standard sponged ware bowl with a ring foot base and a plain rim. The significance of the WD mark is unclear but it certainly represents a deviation from the normal employment of the broad arrow mark and the initials. This example is, to the best of the author's knowledge, unique and represents an unusual deployment of an established symbol for unknown purposes. More generally Sponged ware appears after 1830 and continued in production into the early 20th century. It was cheap and simple to produce and occurs widely on 19th century sites in Sheffield and beyond.

Other items of note include a rather crudely transfer printed plate with the pattern name Japan on the reverse (Plates 13 and 14) and a similar plate bearing a crude version of the Asiatic Pheasants pattern (Plate 15) but unfortunately without a maker's mark.

Pot discs, a regular find on sites in Sheffield as well as more generally, are well represented in the assemblage. Examples include that shown in Plate 15 and others for which dimensions are noted in the data tables in Appendix 3. The precise purpose of these objects is unclear.

Although lying outside the strict definitions of a pottery report, a note should be added on the fragment of Tin Glazed earthenware tile from demolition deposit [3028]. The fragment is shown in Plate 11. Both the pattern and the date range are unknown.

A small number of items attest to games and pastimes. It has been suggested that pot discs were gaming pieces although the lack of any sort of regularity or standardisation may cast some doubt on this popular explanation of their existence, as might the fact that purpose-made pot discs are entirely unknown at any point in their very long history. Items more clearly associated with such activities include the knurr balls (part of the popular regional

game of ‘knurr and spell’) from deposits [1058, 1120, 2007 and 3049]. Part of a larger sphere, of a similar size to a pool or billiard ball, was recovered from a levelling deposit [1019] for tarmac. This is decorated with green painted lines and a circle. Its purpose remains unknown.

A single clay marble was found in deposit [1027] associated with the hearth range and is the only find from this context. Parts of miniature vessels, most probably children’s toys (or perhaps small souvenirs), were noted in deposits [1064] and [1081] while deposit [1019] included the leg of a small doll or toy figure. Deposits [1064] and [2008] produced figurine fragments, but in neither case was it possible to identify the subject of the figurine although it was clear that these were not toys but designed to stand on a shelf or mantelpiece.

Ceramic phasing

For the purposes of this report, the ceramic phasing presented in the assessment report has been re-evaluated and updated. Table 1 lists the phases with notes on their characteristics in terms of the ceramic assemblages.

Table 1. Proposed ceramic phases

Ceramic phase	Contexts	Notes
1	1030, 1082, 1087, 1095, 1110, 1112, 1118, 1120, 1124, 1125, 3048, 3049, 3050, 3072, 3075, 3076, 3077, 3082	Mid and later 18th and early 19th-century material
2	1058, 1092, 1093, 1102, 1117, 1119, 1123, 1159, 3047	Mixed contexts containing mid/late 18th and early 19th-century material with small mid/late 19th-century elements
3	1001, 1015, 1019, 1020, 1064, 1074, 1089, 1091, 1097, 1101, 1106, 3018, 3020, 3028, 3029, 3051, 3074	Predominantly mid to late 19th-century pottery with small quantities of residual 18th-century pottery
4	1072, 1081, 1083, 1109, 2007, 2008, 2009, 3000, 3019, 3025, 3027,	Mid to late 19th-century pottery
5	1034, 1045, 3015, 3016, 3026	Mid to late 19th and early 20th-century material
Unphased	1027	Produced a single clay marble

It should be noted that some of the contexts produced only a small number of sherds, e.g. deposits [1110, 1112, 1118, 1015 and 1109], and the positions of these in the phasing should

be treated with some caution as chance factors could have played a part in determining the composition of individual context groups.

In contrast with other sites in Sheffield, the pottery assemblage from here is somewhat unusual in that it shows evidence of a variety of formation processes which resulted in the structure outlined in Table 1. Although the pottery assemblages from the contexts constituting Phases 2 and 3 exhibit a chronologically mixed character which superficially resembles the situation on other sites (Cumberpatch 2005), the existence of earlier and later phases which do not show such evidence suggests that the site was somewhat more conventional in character than were many others in Sheffield. A full understanding of the nature of sites and the variety of site formation processes operating in Sheffield should be a matter of priority as, until this is undertaken, it will be impossible to fully understand either the nature of the individual sites or the nature of the assemblages recovered from them.

Area 1

Area 1 produced the largest assemblage from any of the three areas investigated (1217 sherds weighing 28941g representing a maximum of 970 vessels).

All five of the proposed ceramic phases are present, although the latest phase, 5, is represented by only two deposits [1034 and 1045].

The pottery assemblage from the earliest ceramic phase consists of a wide range of types of pottery from utilitarian wares (Brown Glazed Coarseware and Brown Glazed Fineware) to refined earthenwares (Creamware, Pearlware and Edged ware) and two sherds of Porcelain, possibly of Chinese origin. Vernacular tablewares are present in small quantities alongside the more fashionable and expensive wares which might suggest that they were used side-by-side within households.

Ceramic phase 2 represents a large assemblage of pottery which is dominated by later 18th and early 19th-century wares which, apart from the presence of small quantities of mid to late 19th-century wares, closely resembled the material from ceramic phase 1. Creamwares are prominent with smaller quantities of Late Blackware from deposits [1058] and [1117] and later 18th to early 19th-century stoneware, e.g. deposit [1058]. Sherds of Porcelain are again present from [1058]. Deposits [1092] and [1093] are linked by two cross-context joins, both involving 19th-century wares (Cane Coloured ware and Slip Banded Cane Coloured ware), although there is nothing to indicate that these are of mid to late 19th-century date rather than early 19th-century date, both types having long lifespans.

Ceramic phase 3 produced a large and diverse assemblage which is dominated by 19th-century refined earthenwares with sizeable groups of Brown Glazed Coarsewares and stonewares from deposit [1091], stoneware jam jars from deposit [1064] and flowerpots from deposit [1019].

The assemblages from ceramic phases 4 and 5 are much smaller than the earlier groups but that from Phase 4 differs little from Phase 3 in composition (beyond the absence of later 18th to early 19th-century wares). The range of tablewares seem to lean towards the cheaper end of the spectrum in contrast to earlier phases with banded wares and the cheaper kinds of transfer printed wares (Asiatic Pheasants and Willow) common.

Area 2

The assemblage from Area 2 consists of 396 sherds of pottery weighing 7393g representing a maximum of 212 vessels. Of the ceramic phases defined in Table 1, only one, Phase 4, is represented in Area 2. Two deposits, [2008] and [2009], are strongly linked by four cross-context joins, one of which involves a dated commemorative vessel indicating that the creation of the deposits post-dated 1862. Some sherds could be as late as the early 20th century, as indicated in the data tables. With the exception of a group of Brown Glazed Coarseware and stoneware from deposit [2009], the assemblage from the area is dominated by tablewares although the presence of pie dishes and bowls perhaps suggests that this was not a highly significant distinction and that the group represents, to some degree, the range of domestic vessels which might be expected in mid to late 19th-century households.

Area 3

The assemblage from Area 3 consists of 695 sherds of pottery weighing 14492g representing a maximum of 459 vessels. As in Area 1, all five ceramic phases are represented, although that from Phase 2 is small in size.

The assemblage from Phase 1 is closely comparable with the same phase in Area 1 and included Creamware and Pearlware alongside Late Blackware and Mottled ware perhaps indicating that the two classes of ware were used alongside each other, something that has hitherto been difficult to demonstrate. Small quantities of Porcelain suggested that there was some interest in the acquisition of exotic and expensive pottery and that this was possible for the inhabitants of the area.

Ceramic phase 2 was represented by a single deposit, [3047], immediately below floor [3046] which produced a small mixed late 18th to late 19th-century group.

The pottery from ceramic phase 3 is much smaller in size than the assemblage from the same phase in Area 1. Horticultural wares are well represented, particularly in demolition deposit [3028]. Other context groups are much smaller and possibly more diverse with perhaps a higher incidence of residual sherds.

The assemblage from ceramic phase 4 is significantly larger than that from phase 3 but also includes a group of horticultural wares from demolition deposit [3027], alongside the familiar range of cheaper refined earthenwares and related kitchenwares. Brown Glazed Coarsewares are notable by their scarcity, although utilitarian stonewares are well represented and overall

the assemblage has the appearance of a domestic group with little residual or intrusive material.

The assemblage from ceramic phase 5 is broadly similar to that from phase 4, although it appears generally to be of a slightly later (late 19th to early 20th-century) date. Stonewares and horticultural wares are well represented together with small quantities of refined earthenware table and kitchenwares.

Conclusions

It has been possible to draw out some interesting aspects of the pottery assemblage from site 1136 in Upper Allen Street. The character of the assemblage suggest that, while there is a degree of residuality on the site, this is less marked than is the case of some of the larger sites excavated in Sheffield to date. It is possible that the pottery assemblage is derived, at least in part, from the buildings on the site. If this is the case, then it may be possible to draw some preliminary inferences regarding the nature of the site and of the occupancy of the buildings which formerly stood on it.

The presence of Creamwares and Pearlwares in the earliest phases of activity suggests that the inhabitants were able to acquire and use fashionable tablewares, perhaps in combination with cheaper and more traditional vernacular tablewares. The small quantity of porcelain might support this suggestion, as it is probable that some at least is of Chinese origin. That the quantities are low is perhaps not surprising given the relatively high cost of such pottery which would tend to mean that it was reserved for special use and may even have been repaired if broken, unlike cheaper and more readily available types.

The later phases of the site seem to be characterised by a range of cheaper types of pottery, perhaps indicating a decline in the social status and wealth of the inhabitants. If Flavell's suggestion that allotment horticulture was primarily the preserve of the artisan rather than the labouring classes, then the evidence of the flowerpots and other garden wares might indicate that this decline was not catastrophic or complete and that the area retained some social standing. It is possible that an examination of documentary records relating to the area might cast further light on these suggestions.

Curation and archiving

The pottery assemblage is dry and stable and the sherds have been marked with the site code and context number. No further conservation work on the assemblage is required, although careful re-packing could reduce the volume of space occupied by the assemblage.

The assemblage should be retained in its entirety with a view to the possibility of further analysis and a systematic comparison of the data with assemblages from Sheffield. Such work should focus both on resolving the many issues that remain outstanding around the archaeology of Sheffield and on developing methods for investigating aspects of social life and social practice in 18th and 19th-century Sheffield.

Clay pipe by S.D. White

The excavations at Ashton's produced a total of 703 clay tobacco pipe fragments comprising of 84 bowls, 605 stems and 14 mouthpiece fragments. The fragments were recovered from 41 different contexts and two unstratified groups.

All of the clay tobacco pipe material recovered dates from the very end of the 18th century and into the 19th century, which would tie in with the documentary evidence for occupation of the site.

The majority of the fragments are small and scrappy. Of the 41 different stratified pipe bearing deposits, 35 contain less than ten fragments each. The majority of the assemblage is made up of plain stems, which accounts for 86% of the entire assemblage.

There are just three marked fragments in the assemblage: a stem fragment with a stamped cross mark from the levelling deposit [1058] for floor [1038], a bowl stamped DUBLIN from levelling layer [1140] below [1139] (Fig. 5) and a moulded dot motif on the sides of a spur within the fill [2007] of the construction cut for the toilet block.

Of the 84 bowl fragments recovered from the site, only eight have moulded decoration on them - the rest are plain. With the exception of a small number of bowls that are likely to date from *c.* 1790-1820, including a fluted bowl from deposit [1110], the majority of the remaining bowls from the site would fit within a date range of *c.* 1830-1880.

Appendix 4 gives a context summary showing the number of bowls (B), stems (S) and mouthpieces (M) from each context as well as the number of marked or decorated fragments present. An overall date range for the pipe fragments from each context is given as well as the most likely deposition date, based on just the latest pipe fragments present (other site evidence has not been considered).

Metals by R. Mackenzie

The metals, crucible fragments and process residues recovered from the site have been examined to assess their archaeometallurgical significance and potential to provide further information about the site. Appendices 5 to 9, summarise the material assessed.

The material contained in the assemblage is entirely in keeping with the history of the site and contains very little of archaeometallurgical potential. A small number of items were referred on to Ken Hawley (Appendix 9, and see below).

Selected metal items by K. Hawley and L. Harvey

Mr Ken Hawley and Christine Ball at the Hawley Building, University of Sheffield, examined a selection of miscellaneous metal artefacts (see Appendix 9).

A number of items in this assemblage appear to be domestic in nature. They include a possible jewellery fitting from made ground deposit [1019]; a copper alloy pendant and

keyhole escutcheon from cellar fill [1045]; and a 'handbag' sized tin of cosmetic cream from demolition backfill [3051]. A possible fragment of roller-skate was also recovered from [3051]. These items probably relate to the 19th-century cellared housing on site, and the 20th-century demolition of that housing. Items of cutlery and cast iron flatware from [3029], a deposit between two walls, may also be domestic in nature and are likely to date to around the late 19th or early 20th century.

A double ended 'S' shank wrench was recovered from demolition deposit [3051] and may date to the mid or later part of the 19th century, although this item was recovered from a deposit which also contained mid-20th-century items.

There is little archaeological information that can be usefully extrapolated from this assemblage, although the wrench from deposit [3051] should be deposited with the Hawley Collection for reference.

Shell by L. Harvey

In total, 31 fragments of shell, including one worked fragment were recovered from nine stratified contexts and one unstratified context, and are described below in Appendix 10.

The shell fragments recovered are typically edible species, which are often found in large quantities on post-medieval sites. The common oyster (*Ostrea edulis*), the common mussel (*Mytilus edulis*), edible whelk (*Buccinum* indet.) and cockle (*Cerastoderma* sp.) are all represented in this sample. These are all likely to be evidence of kitchen waste and refuse disposal. A single worked shell item was recovered from cellar deposit [1064], which was a flat, four hole mother-of-pearl button. Buttons are often recovered on domestic and industrial Sheffield sites. It is likely that this item was made using a home-made 'holesaw' to cut as many buttons as possible from one large shell, and it may have been made locally.

Worked bone by L. Harvey and K. Hawley

This assemblage consists of 13 worked fragments of bone as well as three fragments of tortoiseshell, wood and probable early plastic (Appendix 11). The majority of fragments recovered were thin scales of bone and bone off-cuts with visible saw marks, most of which were undiagnostic. Three finished or near finished cutlery handles were recovered from cellar fill [1064] and one was retrieved from rubble deposit [1083]. A small fragment of material from [1064] is likely to be thinly-sliced tortoiseshell, whilst a cutlery or tableware handle blank from made ground deposit [3076] appears to be an early plastic of some kind. A small fragment from made ground [1101] may be an off-cut of hard wood veneer, possibly walnut.

Fragments from two toothbrushes were recovered from deposits [1083] and [3051]. A complete example from backfill deposit [3051] is engraved with a maker's name 'Cubley & Preston' and 'Sheffield', indicating that this is a local product. A partial example from [1083] is engraved with 'EXTRA FINE PAR...' which is likely to indicate the quality or size of the

bristles. It is likely these toothbrushes date to the early to mid-19th century. Both brushes are without bristles, which may indicate that they are brush blanks.

The items here represent different stages of bone handle and bone object manufacture, including a few examples of finished items. Other items represented here could be indicators of manufacture of other goods.

Unworked bone by S. Bell

The animal bone assemblage consists of a total of 493 fragments. These were rapidly identified and assessed to consider the assemblage's potential, on the basis of Schmid (1972). No attempt was made to discern the differences between sheep (*Ovis aires*) and goat (*Capra hircus*), with this category simply identified as Ovi-Caprid.

Anatomical elements, which are considered the more durable, the more easily identifiable and those which are potentially the most informative, form the basis of the assessment. These are: horn core, antler, mandibular cheek, occipital condyle, atlas, axis, articulation of scapula, humerus, radius, proximal half of ulna, metacarpal, pelvis (acetabulum), femur, tibia, calcaneum, astragalus, metatarsal, first phalanx, second phalanx, third phalanx. No distinction was made between the manus and pes phalanxes. Fragments which were not immediately identifiable were assigned to categories on the basis of size: large (horse/cow-sized); medium (sheep/goat/pig-sized); small (cat/rabbit-sized); or rodent-sized. All ribs and vertebrae were categorized on the basis of size.

The placing, recording and interpretation of cut-marks follows the observations of Binford (1981). Any pathologies follow the criterion of, and are described following Baker and Brothwell (1980).

The assemblage contained five fragments which were recovered from unstratified contexts. These have not been considered within the analysis or included in Appendix 12, which summarises the data.

Area 1

A total of 377 mammalian fragments were recovered from Area 1, with a total of 46 fragments for which species could be identified, and 16 fragments which could not be identified to species-level, or categorized on the basis of size. The assemblage also contained three fish bones.

The majority of the mammalian fragments were identified as Ovi-Caprid: 27 fragments. There were 105 modified fragments, though none showed evidence of being burnt. The assemblage contained 116 rib fragments and 46 vertebrae fragments, anatomical units which are usually associated with joints of meat for consumption, and a significant proportion had been chopped. In addition, there were 18 other fragments which had been chopped or sawn in a manner suggesting domestic use rather than manufacturing processes.

The assemblage also contained one horse (*Equus caballus*) metapodial.

Area 2

Only two mammalian fragments were recovered from Area 2: a pig (*Sus scrofa*) metapodial, and an unidentifiable long bone shaft fragment.

Area 3

A total of 106 mammalian fragments were recovered from Area 3 with a further c. 110 fragments identified as representing a single cat (*Felis* sp.) individual. Apart from the cat, there were a total of four fragments for which species could be identified, and 104 fragments which could not be identified to species-level.

Of the four fragments identified to species level, three were Ovi-Caprid. The assemblage contained 64 rib fragments and 24 vertebrae fragments. There were 61 fragments which showed signs of being cut, chopped or sawn, including two of the items identified to species level.

Discussion

The animal bone is fairly typical of one recovered from a site with a predominately domestic usage prior to the 20th century. The bone fragments generally represented those anatomical units usually associated with the consumption of food in a domestic context. Though there was no evidence for the excessive heating of the bone, the high incidence of evidence for cutting and chopping of bone confirms such an interpretation.

Rib and vertebrae elements indicate meat-cuts generally considered to be consumed by occupants of a lower status, though there is evidence to suggest that the standard diet was being supplemented by other smaller meat species, such as rabbit (*Orytolagus cuniculus*). It is noteworthy that the assemblage does not contain any Avian elements, and that Piscean elements are rare.

The presence of lower limb elements may indicate the presence of low-level manufacturing within the properties or the use of poor meat-utility elements to produce soups or broths. It is likely that the presence of these elements, however, indicates a mix of both activities.

Ceramic building material by L. Harvey

A total of 24 fragments of ceramic building material (CBM) were recovered (Appendix 13). The majority of fragments appear to be 19th or early 20th century in date. Deposits [1091], [3000], [3018] and [3020] all contain fragments of glazed tile. It is likely that fragments from [3020] are kitchen or bathroom tiles, whereas decorative fragments from overburden [3000] probably lined a fireplace or door surround and may be Victorian in date. These fragments suggest a domestic setting. There were no partial or complete bricks, or roof tiles recovered and so no metrical data could be taken.

Coins by L. Harvey

Four probable coins were recovered (Appendix 14), but two coins were too heavily corroded to positively identify. On the basis of size and material, the copper alloy disc from deposit [1077] in the cess tanks/soakaways is likely to be a half-penny, although the size of half-pennies remained unchanged from the 1860s to the 1950s. The corroded metal disc from silt deposit [3049] beneath floor [3046] appears to be ferrous, rather than copper alloy and has no surface detail at all. This may indicate that this is actually a token or other coin-like object.

Of the two identifiable coins, the George III half-penny from deposit [1125] under floor [1021] is the earliest in date, providing a terminus post quem of 1799. The half-penny coins issued in this year would have continued in circulation for a number of years into the early 19th century. The Edward VII half-penny recovered from made ground deposit [1117] beneath floor [1048] provides a terminus post quem of 1906 for this deposit, and is likely to have been deposited in the early 20th century.

Leather by Q. Mould

The leather was principally dry and clean when examined and recorded, with some items being slightly damp. Currently it is packed in self-sealed polythene bags within a plastic storage box: it has not been conserved. Following the assessment (see Appendix 15), a detailed catalogue of the leather is given below. The entries are listed in context order. All measurements are in millimetres (mm). A plus (+) indicates an incomplete measurement. Shoe sizing has been calculated according to the modern English Shoe-Size from insole measurements rounded up to the nearest size as necessary, continental sizing is provided in brackets. No allowance has been made for shrinkage. Leather species were identified by hair follicle pattern using a low-powered magnification. Where the grain surface of the leather was heavily worn, identification was not always possible. The grain pattern of sheep and goat skins are difficult to distinguish and have been grouped together as sheep/goat when the distinction could not be made. Similarly, the term bovine has been used when uncertainly arose between mature cattle hide and immature calfskin. Shoe bottom components and repairs are assumed to be of cattle hide unless stated otherwise.

Summary

A small assemblage of leather was recovered from four deposits: demolition rubble [1045], cellar fill [1064], cess tank/soakaway fill [1077] and a fill [2009] of a toilet block. The leather appears to be the result of casual domestic rubbish disposal. Much of the leather is discarded footwear with a small amount of material deriving from other domestic items, unfortunately occurring in too fragmentary a state to be readily identified. Other finds within these fills dated principally from the mid to the late 19th century (Cobbold 2008, 12) and the footwear appears to be contemporary.

The remains of at least eleven individual shoes were recovered. Shoes to fit both small children and adults are present with a particularly high proportion of shoes to fit young

children being noted. All are of brass riveted construction, a construction popularly used for cheaper footwear, with low, D-shaped, stacked leather heels, those of adult size being no more than an inch to an inch and a quarter high (a maximum of 30mm high), with the children's shoes comprising only a single lift being under a quarter of an inch high. The shoes to fit small children were made straight, that is they could be worn on either foot, as they were not distinctly shaped for either the left or right foot, and did not exhibit heavy wear. These features may both be the result of their very small size particularly as they would very quickly be outgrown; one shoe being the equivalent to a child size 1(16), with others to child size 4(20) and 5(22). The shoes of adult size had been heavily worn and several had large holes worn through at the tread. Nine shoes in sizes to fit both children as well as adults, and a stacked leather heel from a ladies shoe, had iron hobnailing to make them more hard wearing indicating that they been everyday working wear.

The remains of three shoes of adult size were found in fill [2009] within the spaced formed between walls 2002 and 2003 of the external toilet block in Area 2. One shoe (2009/1) of adult size 4(37) is of an elegant, narrow shape with square toe (Plate 19), while the other two shoes (2009/2, 2009/3) are of adult male size (adult size 9(43) and estimated adult size 8 respectively) with blunt toes of square shape with rounded corners. The smaller, more elegant, shoe (2009/1) had the sides of the waist area of the sole shaped to produce a 'rounded arch'. The 'rounded arch' also occurs on one (2009/2) of the two shoes of men's sizes found in the same context and a ladies front-lacing boot (1045/3) from deposit 1045 in Area 1. Features of the three shoes from fill [2009] suggest they date to the middle years of the 19th century (probably no later than the 1860s/70s) and are possibly slightly earlier in date than those recovered from Area 1.

Leather was recovered from three deposits [1045], [1064] and [1083] in Area 1. A ladies front lacing boot (1045/3) and the remains of two shoes to fit small children (1045/1 and 1045/2) were recovered from fill 1045 in the cellar space of one of the back-to back houses located in the south-east corner of the site (Plate 20 and 21). Unlike the majority of the footwear recovered, the ladies boot (1045/3) has much of its upper surviving allowing the style to be recognised. The oval-toed derby boot laces up the front through twelve pairs of lace holes with brass eyelets, the leg extending to just below calf height, what we would term an ankle boot today, with a decoratively-shaped curved top. The boot upper is of brown leather with a decorative stamped grain surface; the top of the leg, the foot and the lace holes are lined. The heel is missing. The two other shoes from fill 1045 are of very small size with round toes. One (1045/1), of black polished leather and likely to have fastened with a strap around the ankle, is of child size 1(16), the smallest size in the modern shoe scale and so likely to be a baby's first shoe. The other (1045/2) is more fragmentary but is no larger than a child size 4(20).

A mixed group of domestic material was found in fill [1064] between walls [1040] and [1041] and an internal stairwell support [1042] of one of the back-to back houses. Four small

children's shoes were present: three (1064/1, 1064/2, 1064/3) of child size 5(22), the other (1064/5) of smaller size. Though their uppers did not survive well they are all likely to have been short boots of varying styles. One (1064/1), with an oval toe, has the remains of side seams visible (Plate 22), while another (1064/2), with a blunt round toe, has no seam in the surviving right side of the upper implying a galosh. Both appear to have been of black patent leather. A third example (1064/3), also with an oval toe, has a galosh and a lined button piece with deeply scalloped edges suggesting a button boot or a barette boo (Plate 23). It is of calfskin, now brown/black in colour. An oval/round toed shoe of adult size (1064/1) of brown polished calfskin is of a 'whole cut' cutting pattern (Swann 1982, 91) front lacing through four pairs of laces holes with brass eyelets with a round-ended tongue below. A lace hole facing from another adult front lacing shoe was also found (1064/9). Other leather items are present in the group. Two small pieces of strap (1064/7) with saddle stitched edges come from a strap or belt roughly an inch wide. A narrower strap of cattle hide (1064/10), tapering from 15 to 11mm in width, is attached with a brass rivet and a round washer to a second fragment of cattle hide broken from an unknown object. Pieces torn from another unidentified item (1064/6), the largest folded, another adhering to a fragment of iron strap or blade, had a decorative surface treatment now cracked and with a brown/black colour on the outer face, with a turquoise/blue/grey beneath that may be patent or 'japanned'. In addition, six scraps of textile were noted with a heavy nap and now of a ginger brown colour, again much folded with one scrap adhering to a fragment of flat-sectioned iron, and another to a lump of cindery clinker or slag.

Components from a small stacked leather heel or heels from adult female-sized footwear were found in a rubble deposit [1083] to the west of the brick wall [1080] part of the toilet block in Area 1. The individual lifts are dried out and distorted and while they may possibly all derive originally from a single heel, this could not now be convincingly demonstrated.

Catalogue (in context order)

Context [1045]

1045/1 Leather shoe, riveted construction, made straight, ankle-strap style, small child size

Shoe bottom: made straight and broken at the toe and exterior seat with a round toe, medium tread tapering slightly toward the seat with no distinct waist. Shoe bottom comprises an insole, lasting margin of upper, red 'cardboard-like' midsole/filling and sole with a single row of copper alloy (brass) rivets spaced 3-4mm apart running around the edge. The heel comprises a single lift/top piece 3.5mm thick. Upper: the back part of the upper survives on the left side with small areas torn just above the lasting margin around the toe and right side. The upper survives to a height of 38+mm and has a row of fine machine stitched grain/flesh stitching, stitch length 1mm, running along the top edge and what appears to be the torn remains of an ankle strap, c.5mm wide, springing from close to centre back. Upper leather has a black finely cracked surface suggesting it was black polished. Surviving bottom unit

length 110mm. Estimated length of insole 106mm; actual width tread 39mm, waist 31mm, seat 32mm. Child size 1(16).

1045/2 Leather shoe, riveted construction, made straight, child size

Shoe bottom: made straight and broken at the centre of the tread with a round toe, medium tread, wide waist only slightly defined and a wide seat. Comprises a sole with a single row of copper alloy (brass) rivets each spaced 6mm apart running around the edge and a low D-shaped heel with one lift and a top piece, total height 5mm. The remains of the lasting margin of the upper present around the edge a max of 13mm wide with red 'filling' material lying directly above. A fragment of midsole (105+x42+x1.41mm) with a length of original edge with rubbed rivet/nail holes present may come from this shoe. A fragment torn from the tread area of an insole (72+x43+mm) of worn cattle hide 2.66mm thick with worn rivet holes along the surviving edge, all other edges torn also likely to come from this shoe. Sole length 135mm, width tread 50mm, waist 35mm, seat 38mm. No larger than a child size 4(20).

1045/3 Leather ladies front-lacing boot, riveted construction, right foot, adult size

Shoe bottom: the bottom is fragmentary and two principal areas remain. 1. The waist area of a right footed sole broken obliquely across the lower tread and worn/broken away across the seat with a single row of copper alloy (brass) rivets each spaced 5mm apart running down the sides. The edges of the waist of the sole are distinctly shaped to produce a curved profile. A line across the upper seat marks the former position of a separate heel, now missing, and two nail holes across the seat suggest it was also iron hobnailed originally. 2. The forepart of a shoe bottom with an oval toe, broken away at the great toe area of the tread and down the left side with a relatively narrow waist area surviving 32mm wide. This comprises the toe area of the sole with brass rivets and shanks from iron hobnails, with areas of the insole and midsole present at the toe and down the right side. Upper: Left and right quarters and left side of the vamp are present. The quarters of a front lacing boot of lower calf height, 150mm high, joining with a closed back seam, stitch length 2mm. Lacing through twelve pairs of lace holes with brass eyelets with a lace hole facing 20mm wide and a shaped top edge raised at the front opening dropping toward the back and lined to a depth of 40mm. The front seams are curved, lapped and triple stitched with a closed tab. A heel stiffener and lining are broken away and missing above the lasting margin. The upper is of brown leather with a decorative grain surface stamped with raised dots/pellets 1.61mm thick. Surviving sole length 135+mm, sole waist 38mm.

Context [1064]

1064/1 Leather shoe, riveted construction, made straight, small child size

Shoe bottom: made straight but the position of the slight wear suggests it may have been worn on the right foot. The bottom has an oval toe, natural tread, medium waist and seat, comprising an insole, lasting margin of upper with a red/orange coloured material between,

possible middle packing and a sole. A single row of copper alloy (brass) rivets runs around the edge of the bottom, each rivet c. 6mm apart. The impression from a separate heel lift (now missing) is visible at the seat. The sole is worn away at the tip of the toe and the end of the seat; iron corrosion products in those areas indicate iron hobnails were added in these areas. Upper: the lower part of the upper survives to a maximum height of 13mm above the lasting margin around the edge of the bottom. The lower part of two side seams survive at the lower tread/high waist area of the bottom, with butted edge/flesh seams, stitch length 2mm. Upper leather has a black, shiny, cracked outer surface suggesting a patent leather, 1.35mm thick. Insole length 137mm, width tread 49mm, waist 32mm, seat 38mm. Estimated child size 5(22).

1064/2 Leather shoe, riveted construction, made straight, small child size

Shoe bottom: made straight, worn away at the toe and down the left side, probably worn on the right foot. The bottom has a round, blunt toe, medium tread, medium/wide waist and seat, comprising part of the waist and left side of upper seat area of insole, edge packing running along the line of the lasting margin in the form of red/orange material with red tabby weave textile lying above orange/yellow fibrous material, area of midsole along the lasting margin on the right side, and the right side of the tread, waist and seat area of the sole. A half sole, worn away at the toe and down the right side, is added to the sole at the tread. A single row of copper alloy (brass) rivets spaced 6mm apart runs around the edge of the bottom. The left side of a worn heel lift present. Iron corrosion products suggest iron hobnails around the edge of the heel originally. Upper: the toe area and right side of a galosh survives with a small area around the seat with remains of the edge/flesh back seam, all broken away just above the lasting margin. Upper leather has a black, shiny, cracked outer surface suggesting patent leather 1.30mm thick. Insole length c 140mm (estimated from surviving sole).

1064/3 Leather button boot, riveted construction, left foot, small child size

Shoe bottom: oval toe, natural tread, medium waist and seat with a low D-shaped stacked leather heel with one lift and a top piece, the top piece worn down on the left side. Bottom comprises and insole, midsole, lasting margin of upper with middle packing between and the sole. A single row of copper alloy (brass) rivets spaced 6mm apart around the edge of the bottom and iron hobnails on same line as the rivets running around the heel. Upper: oval toe and left side of galosh survive with a double stitched lapped seam to join to the button piece. The deeply scalloped left button piece has a separate lining. Part of the boot leg present on the right side. Upper galosh black/brown colour bovine leather 1.54mm thick, button piece brown bovine (calfskin) 0.93mm thick, lining brown leather possibly sheep/goatskin 0.93mm thick. The upper is likely to have been black polished. Insole length 141mm, width tread 50mm, waist 34mm, seat 36mm. Child size 5(22).

1064/4 Leather front-lacing shoe, riveted construction, right foot, adult size

Shoe bottom: oval/blunt rounded toe, natural tread, medium/wide waist with seat area missing, with a hole worn through the toe and tread areas. The bottom comprises an insole, lasting margin of upper, middle packing between the lasting margin and a sole. A scored line across the sole marked the position of a separate heel now missing. A single row of copper alloy (brass) rivets spaced 6mm apart runs around the bottom. Upper: vamp with triple stitched lapped side seams at the waist area, a round throat with a double stitched edge opening down the centre front and with four pairs of lace holes with brass eyelets; a fragment of leather lace 3mm survives *in situ*. A double line of stitching marks the former position of a straight toe cap, with another double line of stitching running from the lower end of the lace holes extending to the side seam and a single line along the side of the lace holes marking the former position of a lining. A blunt, round-ended tongue lies beneath the central opening. Upper leather brown, polished, bovine (calfskin) 1.69mm thick. Insole incomplete but more than 174++mm long.

1064/5 Leather shoe, riveted construction, small child size

Shoe bottom: toe and tread missing, waist and broken seat area only survives. The impression from a D-shaped heel lift present on the sole seat. A single row of copper alloy (brass) rivets spaced 6mm apart runs around the edge with iron corrosion products suggesting iron hobnails around the edge of heel originally. The lasting margins of the upper are present with a central line of middle packing, 10mm wide, between. Surviving length 81+mm, width waist 36mm, seat 41mm. Sole cattle hide 5.32mm thick.

1064/6 Leather fragments, stitched, broken from an unknown object

Folded fragment with all edges broken, slightly tapering in width with a single row of grain/flesh stitching, stitch length 2mm, with thread impression on the upper surface only; appears machine stitched. The outer surface is shiny, cracked and of brown/black colour with a turquoise blue/grey shiny surface beneath. 76+x31+x0.89mm thick. A flat fragment from the same item with a line of similar stitching running along a surviving straight edge, all other edges torn. 50+x19+x1.01mm thick. Small fragment of similar leather adhering to one side of a fragment of broken iron blade or strap of lentoid section with straight sides, all edges broken. Iron 27+x22+x4.52mm thick.

1064/7 Leather strap fragments

Two fragments of strap with a row of oblique grain/flesh stitching, stitch length 3mm, running along each side 4mm from the edge. One has a straight cut end and a torn end 64+x30x3.98mm thick, the other broken across a large oval-shaped central hole has both ends broken 53+x27x2.72mm. Leather bovine grain surface worn away.

1064/8 Textile fragments, scrap

Six fragments of a felt-like textile, possibly baize, now brown in colour. One fragment has a straight cut edge, another is much folded; one fragment adheres to a fragment of iron plate, a fourth to a lump of cindery clinker or slag.

75+x17(folded)x1.52mm; 78+68+x1.52mm; 101+x80+x1.00mm adhering to iron plate fragment; 83+x62+(folded)x1.15mm much folded; 125+x82+x1.11mm; 90+x72+x1.07mm adhering to clinker/slag.

1064/9 Leather shoe, lace-hole facing

Lace hole facing, slightly tapering in width, with five lace holes surviving and the beginning of a sixth cutting across the wider (lower) end. Each lace hole has the impression from an eyelet visible. A row of fine grain/flesh stitching, stitch length 2mm, runs along each side and the ends, the narrower end has stitching from a triple stitched lapped seam. The leather is brown in colour 1.20mm thick with no grain pattern present suggesting a polished surface. Length 80mm, width min. 11mm, max. 20mm.

1064/10 Leather narrow strap, brass riveted

Narrow strap, 15mm wide, partly broken away along one side and tapering slightly in width, with a gently rounded terminal at one end broken at the other. The rounded terminal is joined to a second piece directly below by a brass rivet passing through a round washer 9mm in diameter. Grain surface is worn, 2.39mm thick presumed to be cattle hide. Length 57+mm, width min 11mm, max 15mm, combined (total) thickness 5.66mm.

Context [1083]

1083/1 Leather stacked leather heel components for ladies shoe/s

Components of small D-shaped stacked leather heels, dried out and distorted. 1. small D-shaped stacked heel of two lifts remaining; wear suggests it came from a left footed shoe. Closely-spaced copper alloy (brass) rivets present around the edge and across the breast, iron corrosion products present suggest iron hobnails had also been used. Length 39mm, width 33mm, height 6mm. 2. single lift of slightly larger size than 1 above with closely spaced copper alloy (brass) rivets along the edge and across the breast. The wear and curvature suggests it may come from a right footed shoe. Length 44mm, width 37mm, height 4mm. 3. worn jump (half lift) from stacked leather heel of riveted construction. Potentially from the same heel but the individual components do not now fit convincingly together.

Context [2009]

2009/1 Leather shoe bottom, riveted construction, left foot, adult size

Shoe bottom: narrow shape with square toe, long, narrow tread, long medium waist, more pronounced on the medial side, and medium seat. The bottom comprises an insole, middle packing, midsole and sole; the sole worn through at the tread. A single row of copper alloy (brass) rivets spaced 5mm apart runs around the edge. The edge of waist area of the sole is distinctly rounded to produce an arch at the waist. The remains of a low D-shaped stacked leather heel is present with a single lift and a top piece with iron hobnailing around the surviving edge. The heel has a surviving height of c. 12mm, c. 50mm long and 53mm wide. Insole length 240mm, width toe 43mm, tread 60mm, waist 38mm, seat 50mm. Adult size 4(37).

2009/2 Leather shoe bottom, riveted construction, right foot, large adult size

Shoe bottom: large shoe bottom completely worn through at the centre of the tread with a square/blunt rounded toe, medium tread, wide but long waist and seat. The bottom comprises an insole, midsole and sole with a single row of copper alloy (brass) rivets each spaced 6mm apart running around the edge and a large, low, D-shaped heel of two lifts and a top piece. Iron concretion suggests that iron hobnails were used at the heel. The heel is 22mm (c.1inch) high, 60mm long and 65mm wide. The edge of the waist area of the sole is rounded to give an arched waist. Upper: a small amount of the shoe upper survives at the toe and protruding from above the lasting margin from which it has been broken away. Upper leather is brown in colour 1.37mm thick no grain pattern visible. Insole length 285mm, width toe 56mm, tread 80mm, waist 53mm, seat 60mm. Adult size 9(43).

2009/3 Leather shoe bottom, fragmentary, riveted construction, left foot, adult size

Four pieces broken from a shoe bottom with an estimated insole length of 275mm, adult size 8(42):

Square/blunt rounded shaped toe with part of the shoe upper remaining at the toe. The tread area of the bottom is completely worn through at the centre. The bottom comprises a midsole, middle packing and sole. Surviving length c. 140+mm.

Left side of forepart with the waist area of insole, edge of midsole and sole, details of the construction obscured by corrosion products. Surviving length 168+mm, width of waist 50mm.

Lower waist and upper seat area of adult size with a single row of copper alloy (brass) rivets present, comprising lasting margin of upper, midsole, sole and heel lift. Surviving length c. 130+mm.

Large seat area comprising a midsole and sole with a D-shaped stacked leather heel, the exact number of lifts obscured by iron corrosion products indicating it was iron hobnailed around the sides and breast of the heel. The heel is 28mm high (c. 1-1 ¼ ins). Wear on the heel suggests it was worn on a left footed shoe. A small amount of the upper survives around the seat of bovine leather (cattle hide) 3.34mm thick.

Stone by L. Harvey

A total of 13 stone objects were recovered (Appendix 16). The fragments of stone are common finds on post-medieval Sheffield sites. The slate fragments from deposit [2009] are likely to be from roof tiles. The worked stone item from [2009] could be a mould or even a support for a door or gate post. The grinding or sanding wheel from deposit [3018] could be stone or a synthetic stone material and is likely to date to the 20th century.

Glass by L. Harvey and C. Coulter, reviewed by H. Wilmott

In total 513 glass fragments were recovered, from 32 stratified contexts and one unstratified context (Appendix 17). The vast majority of the assemblage (74.5%, n=380) is 'container' glass, including 50 fragments of complete or near complete bottles. Around 14% (n=73) of the assemblage is made up of tablewares or 'other' fragments. Around 11.7% (n=60) of the assemblage is window glass.

Containers

Of the 380 container fragments, 50 (10%) are from complete or near-complete bottles. These include an iridescent press-moulded wine or beer bottle from deposit [2008], which is likely to be 19th century in date. There were also two mineral water, or soda, bottles from deposit [3015], Codd bottles from deposits [3025] and [3051], and two poison or medicine bottles from deposits [3025] and [3028]. Deposit [3016] contained a clear pressed medicine jar, sauce bottle, two soda or water bottles and three beer bottles. These complete bottles are a good cross-section of the assemblage, in which beer/wine/water, medicine and sauce bottle fragments occur in most deposits.

Beverages

Almost every context in this assemblage contained fragments of undiagnostic wine, beer or water bottles. Many fragments are embossed with partially readable makers' names and locations. Several complete bottles or bottles with *in situ* bottle tops retain whole inscriptions. Eight 'Rider Wilson' bottle fragments were recovered, from four deposits including [3016], [3027], [3025] and [3051]. Most of these are labelled as containing tablewaters, although the example from [3051] appears to be a Codd bottle and may have contained sparkling water or soda. One of the Rider Wilson bottles in this assemblage has a screw threaded rubber stopper reading 'G.H GARLEY/ SHEFFIELD', which may suggest bottle and stopper re-use on a domestic or manufacturing level.

A single beer bottle from deposit [3015] has an *in situ* stopper reading ‘TENNANT BROs Ltd/ SHEFFIELD/ EXCHANGE/ W/ BREWERY/ 1912’. Robert Jasper Tennant, brewer, is listed in the Whites Sheffield & District directory as residing at Broom Bank and Clarkehouse Road in 1871.

Although several fragments of glass in the assemblage may have come from spirit bottles, only a single fragment is labelled as such. A press-moulded bottle base fragment reading ‘LIQUOR/BOTTLE/SCOTLAND’ was recovered from deposit [3000].

Medicine and poison bottles

Several interesting examples of medicine bottles are present. A square bottle from deposit [3025] is labelled ‘FIG SYRUP’ and is likely to have been a laxative product. A green medicine bottle from deposit [3016] is labelled with ‘VENOS/LIGHTNING/COUGH/CURE’ and was probably manufactured in Manchester, between 1898 and 1922, by the Veno Drug Company. A small clear jar embossed with ‘Boots/ Cash/...mists’ also from [3016] could well have been made for use in the first Boots chemist shop opened outside Nottingham, at Snig Hill in Sheffield. The ‘cash chemists’ referred to on the bottle may refer to the practise of asking for cash payment rather than granting credit to customers, which became a Boots policy post-1871.

Poison bottles are also present in the sample, usually identified by the vertical ribbing on hexagonal shaped bottles. Cobalt blue poison bottle fragments were found in deposit [1064] and green fragments in deposit [2009]. A near-complete square bottle from deposit [3025] is embossed ‘POSION/ THIS BOTTLE.../ PROPERTY OF THE SHEFFIELD CORPORATION’. The Sheffield Corporation became prominent in the 19th century and was later replaced in the 20th century by the City Council. The Corporation was responsible for a variety of municipal services, including public health and housing. This bottle is moulded, with an applied collar and is probably associated with the 19th-century work of the Corporation.

Comestible containers

A number of fragments of sauce/relish bottles, milk bottles and jars were recovered. At least ten fragments are identified as sauce or relish bottles, of which three near-complete examples are clearly labelled ‘HENDERSONS/ RELISH/ SHEFFIELD’ from deposit [3016].

Hendersons started manufacturing this sauce in the later part of the 19th century and it is likely that these bottles date to that time. The occurrence of these bottles in a deposit may indicate domestic refuse.

Tableware and other fragments

In total, 73 fragments of vessel and ‘other’ glass were recovered, comprising around 14.2% of the total glass assemblage. Ten fragments are identified as tableware. These include three clear wine glass bases from deposit [1083] and fragments of ‘cut glass’ effect, or pressed,

bowls, from deposits [1081] and [1083]. These fragments all appear to be 19th or 20th century in date.

The ‘other’ fragments recovered are an assortment of lamp shade and ornament fragments, bottle stoppers, bowl or vase fragments, marbles, and miscellaneous, decorative coloured fragments. Lampshade fragments from both the shade and its base are recovered from three deposits: made ground [1019], rubble deposit [1083], and fill [1064]. All fragments are clear and one fragment from [1083] is acid-etched with a floral design. Acid etching became popular in the mid-19th century. Lamp fragments are not too frequently recovered from post-medieval sites in Sheffield and it is likely these are associated with a domestic setting.

Nine fragments from ornaments or possible ornaments were recovered. One is a machine-made amber coloured fragment from deposit [1064] in the shape of a wheelbarrow wheel. All the ornamental glass appears to date to the 19th or 20th century.

Three marbles were recovered, one of which is ceramic. It is likely these are all associated with childhood leisure activities. It was common for children in the 19th and early 20th century to smash Codd bottles to release the marbles.

Vessel and undiagnostic coloured glass fragments accounts for a great deal of the ‘other’ glass assemblage. Many fragments have pressed patterns simulating a more expensive cut glass appearance and are likely to have come from bowls, vases or candlesticks. Several fragments of ruby coloured, opaque aquamarine and opaque grey glass from cellar fill [1064] may indicate a domestic origin for this deposit. A fragment of yellow-green uranium glass was recovered from fill [3016]. Uranium glass was mass produced during the 19th and early 20th century, with this kind of yellow-green hue being particularly popular in the 1920s.

Window glass

Sixty fragments of window glass were recovered, comprising just 11.7% of the total glass assemblage. Around half (5.3%, n=27) of this is plate glass over 5mm in thickness, whilst half (6.4%, n=33) is sheet glass less than 5mm thick. Several of the thicker glass fragments are wire reinforced, such as five from rubble overburden (1001). The thicker fragments are usually associated with more industrial settings, whilst the thinner fragments are probably ordinary window glass. All fragments are clear and appear to be machine made, dating to the late 19th or 20th century.

Stratigraphic discussion

No glass fragments have been identified as earlier than 19th century. It seems likely that activity on-site was primarily in the 19th and early 20th centuries. Bottle inscriptions and bottle tops can occasionally provide a terminus post quem for contexts when the date of manufacture is clearly visible. For example, demolition rubble [3015] within a cellar is likely to have been deposited after 1912, with the preceding fill [3016] deposited sometime after 1901.

Miscellaneous by L. Harvey and K. Hawley

A total of 24 miscellaneous items were recovered including wood, carbon, plastic, rubber and textile, and are described in Appendix 18.

The miscellaneous items presented here are for the most part 19th or 20th-century objects. Vulcanised rubber bottle tops are a common find on both industrial and domestic post-medieval Sheffield sites. Five were recovered here. An interesting hexagonal example from cellar deposit [1064] is impressed with the phrase 'Bird and Fenby's Patent' and a 'caduceus' design but this could not be traced in Sheffield trade directories, which may suggest that this is a non-local product. It is likely to have stoppered a medicine or restorative bottle. A bottle top from deposit [3016] labelled with 'THOs RAWSON & Co' is local however, produced by Thomas Rawson and Co, a company which operated from Pond Street, Sheffield throughout the 19th and 20th centuries. It is variously listed as a brewers, maltsters, porters, bottlers and mineral water manufacturers during this time. A plain screw threaded bottle top, apparently made of wood, was also recovered from [3016]. Two other stoppers from this context reading 'BRADLEY / SHEFFIELD' and 'R.WILSON / SHEFFIELD' could not be further traced. A stopper from demolition backfill [3051] is embossed with a stylised 'A' which could not be identified as a trade mark or logo. A number of bottle stoppers were also recovered *in situ* in their associated glass bottles and have been included within the glass report.

Two small carbon rods, consistent with use in dry cell batteries were recovered from fill [1064] and made ground [1101] and do not appear to have been reused. They are likely to be late 19th or early 20th century in date.

Cutlery or tableware handles made of both early plastic and wood were recovered. A xylonite knife handle from deposit [1064] indicates a post-1869 date for that deposit, as does a xylonite form handle from backfill deposit [3051]. Wooden handle fragments were recovered from an unstratified deposit [1087] and deposit [3018]. The fragment from [3018] may be the handle to a steak knife or similar. Tableware and cutlery, including handles of various material types, are ubiquitous finds on post-medieval Sheffield sites, both domestic and industrial.

6 Discussion

The archaeological work which took place on this site was intended to identify and characterise any archaeological features relating to the 19th-century domestic arrangements within the development area. These included back-to-back housing arranged around the former Crosslands' Square, an area of back-to-back housing along the line of the former Jericho Street, the actual courtyards between any areas of housing, any outdoor toilet blocks or other sanitation arrangements, as well as any earlier features which may have pre-dated this construction.

Within Areas 1 and 3, good preservation of archaeological features was encountered. Area 1 offered a complete chronological sequence highlighting the site's development from before the construction of any structures through to the present day. The earliest feature identified was a stone-filled field drain, associated with 18th-century pottery, which was likely to pre-date any development on site. This was followed by the construction of back-to-back residential properties, of earlier 19th-century date, arranged around a courtyard and a toilet block with cess tanks. A separate toilet block in the vicinity or at the end of the row was a common occurrence for early terraces (Muthesius 1982, 107), and Sheffield in particular was known for a yard at the back, a completely open space with no division, that housed a group of toilets (Muthesius 1982, 115; Fig. 2, 1892 Ordnance Survey map). There were phases of repair seen within these toilets, including the abandonment of the cess tanks and the introduction of ceramic drains. These modifications most probably occurred during the mid to late 19th century (cf. 1852 and 1892 Ordnance Survey mapping, Fig. 2), as the toilet block had been demolished by 1905. A tarmac yard surface was identified and assigned to a later phase as widespread use of tarmac had not been adopted at the time of the properties' construction. A sequence of made ground was encountered overlying all the features and this formed the foundation for the modern concrete ground surface.

Area 3 identified a well preserved row of cellar bottoms, as well as ground floor rooms to the rear of the cellaring, a substantial wall which would have formed the line of the former Jericho Street, and a small part of the courtyard to the rear of the properties. Useful dating evidence in the form of ceramic artefacts was found in the stratified deposits below the cellar floors, confirming construction in the early 19th century as indicated by documentary sources.

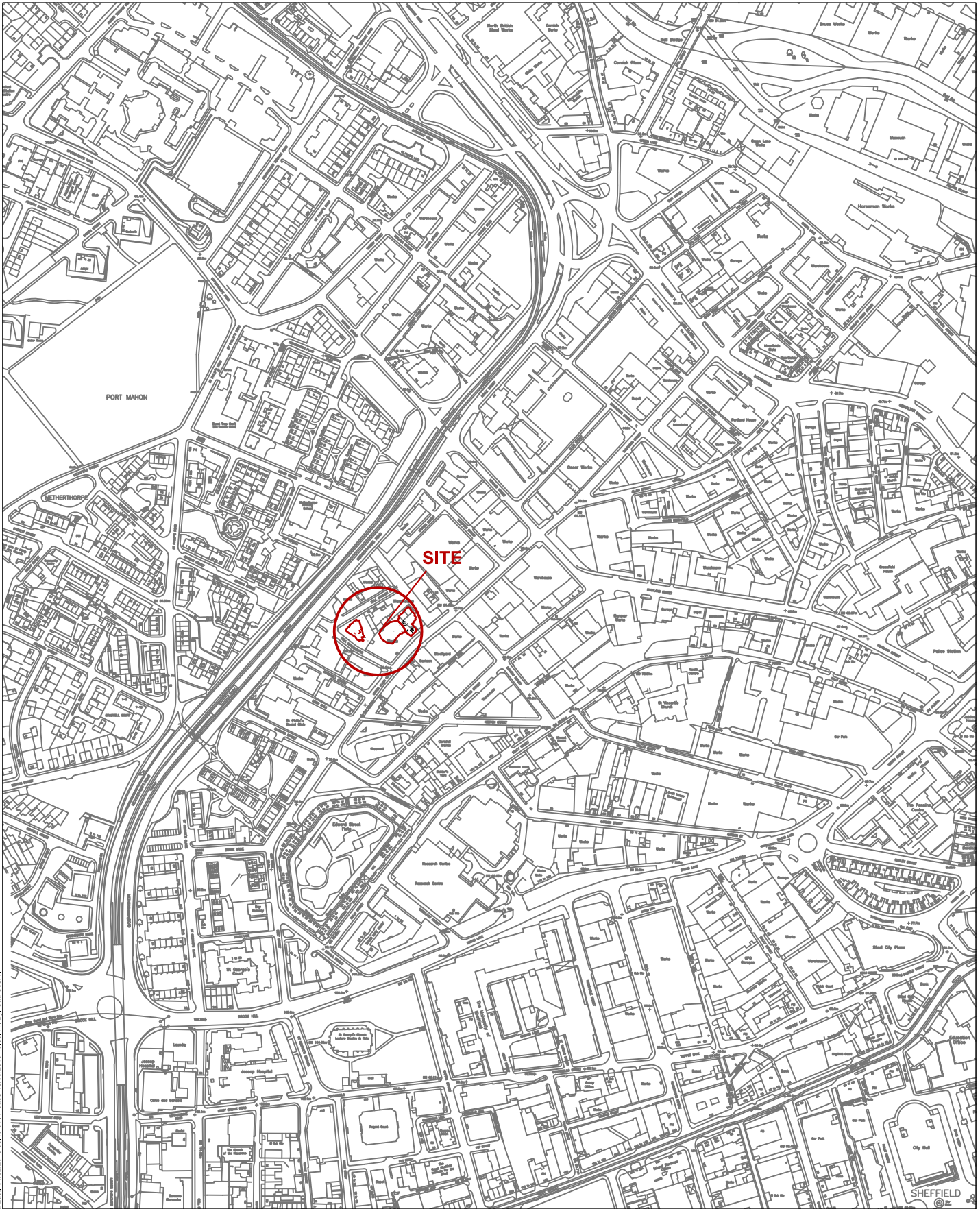
Area 2 had low preservation due to severe truncation from the 20th-century building, but the fragmentary remains of the lowest parts of a toilet block were encountered. Infilling of the construction cut for these toilets suggests a date of the mid to late 19th century.

The back-to-back housing encountered on this site was particularly interesting and potentially unusual. This was because most back-to-back housing identified in Sheffield had cellaring at a lower level than the 'ground floor' rooms. This meant that each of the back-to-back properties would have had access to the split cellaring via a stairwell leading down from the ground floor. The housing identified on this site appeared to have split cellaring on the street-side of the properties, with a 'ground-floor' room to the rear of the properties. As mentioned in the results above, it appeared that the room to the rear of the properties had direct access from the same level into one half of the split cellaring, while the street-side room appeared to access the cellar via a stairwell. This implies that, unusually, the 'ground floor' rooms of the properties were on different levels. This was probably due to the housing being built into the hillside and making use of the prevailing slope to minimise the amount of terracing that needed to be dug, allowing the accommodation to be constructed more quickly.

7 Conclusions

Investigations of the former Ashtons site confirmed the presence of an 18th-century field drain that pre-dated the construction of red brick terrace housing with cellars, parts of courtyards and sanitary provision in the form of outdoor toilet blocks. One toilet block provided evidence of modifications, with the earlier cess tanks replaced by a system of ceramic drains, during the second half of the 19th century.

Brick-built houses, with cellars, were constructed during the first half of the 19th century. Floors were flagged in sandstone, and the remains of two kitchen ranges were identified. Unusually, some cellars were accessed via a stairwell, while others were accessed directly from the 'ground floor' rooms. The pottery assemblage suggests that some fashionable tablewares were in use during earlier phases of activity, but that social status may have declined over time given the range of cheaper pottery types available from later phases. The other finds, metal objects, decorative tiles, leather shoes/boots, glass bottles, worked bone, and food waste (bones and shells), reflect the domestic nature of the properties investigated.



Reproduced from Ordnance Survey data, with the permission of HMSO Crown Copyright 2007. All rights reserved. Licence No AL 50228A

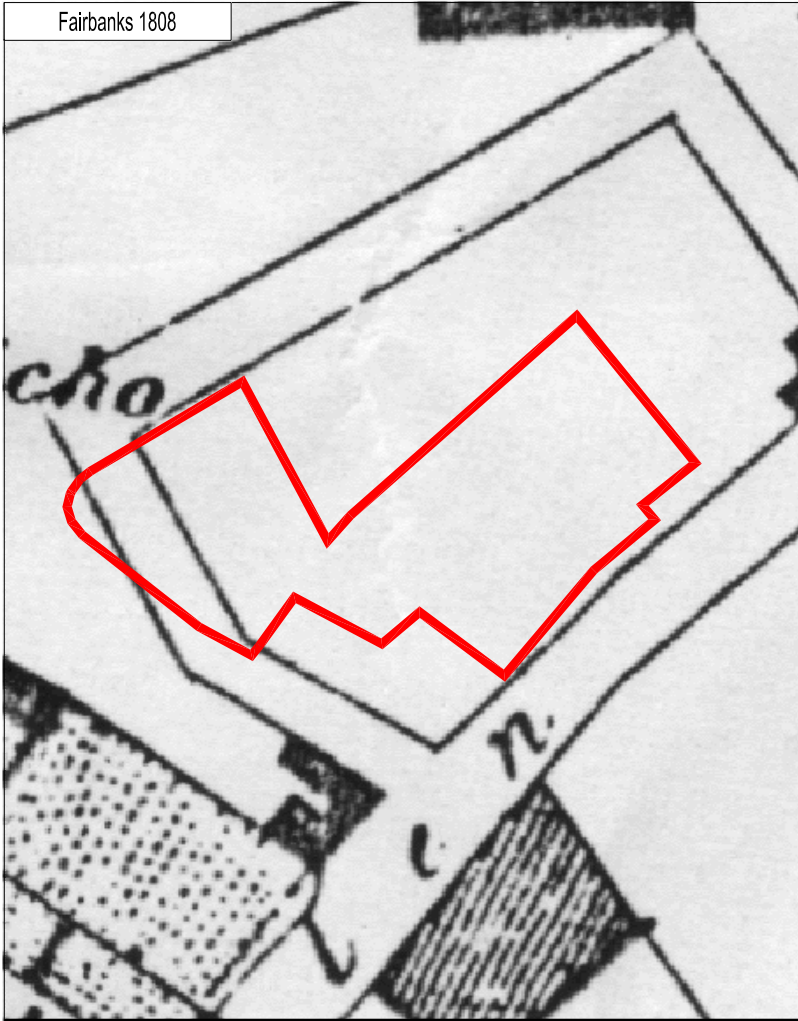
N:\3304_UAS\AS\WYAS\report\3304_fig1_1-2.dwg - Saved Last: 04/02/2013 08:43:51 - Plotted: 18/03/2013 15:38:44, By: Carl Usart.



Unit R6, Riverside Block
 Sheaf Bank Business Park
 Prospect Road
 Sheffield S2 3EN
 Tel: 0114 2225106
 Fax: 0114 2797158

Project:	Scale	Date
Ashtons, Upper Allen Street, Sheffield	1:5000	June 2008
Title	NGR	Drawn
Site location map	SK 3465 8772	K.Speight
	Project No.	Illustration No.
	1136	1

Fairbanks 1808



Taylors 1832



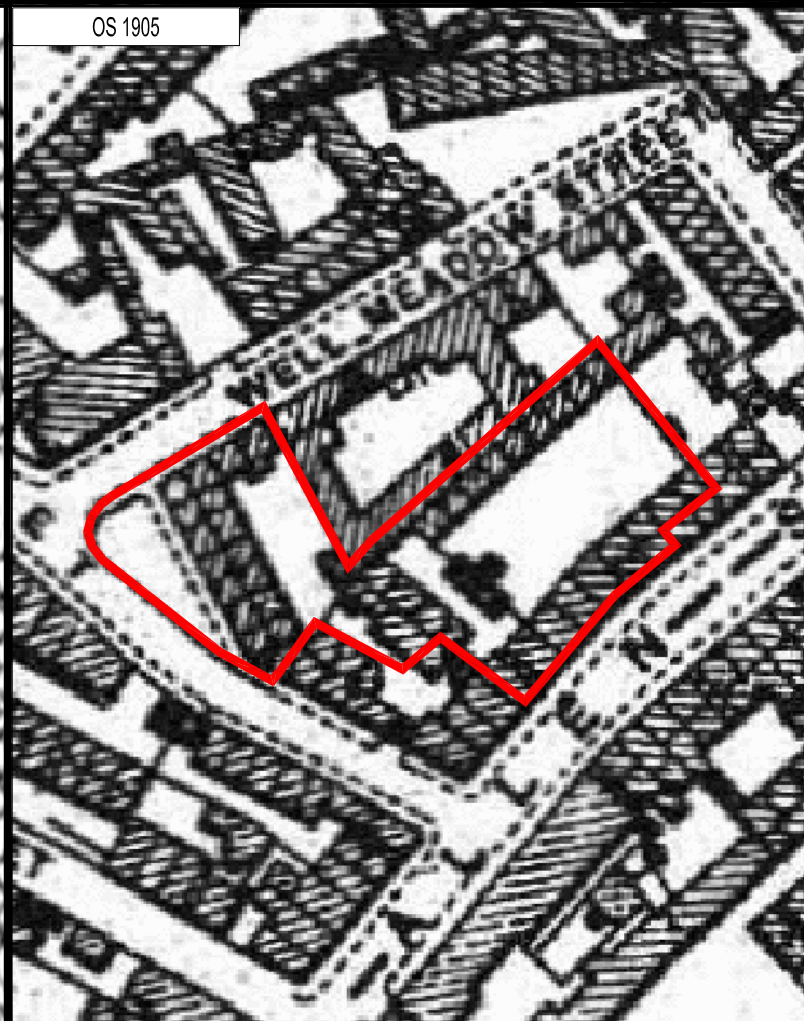
OS 1852



OS 1892



OS 1905



OS 1923



Reproduced from Ordnance Survey data, with the permission of HMSO Crown Copyright 2007. All rights reserved. Licence No AL 50228A



Unit R6, Riverside Block
Sheaf Bank Business Park
Prospect Road
Sheffield S2 3EN
Tel: 0114 2225106
Fax: 0114 2797158



Project:
**Ashtons, Upper Allen Street,
Sheffield**

Title
**Historic maps showing site
development**

Scale
1:1000

Date
July 2008

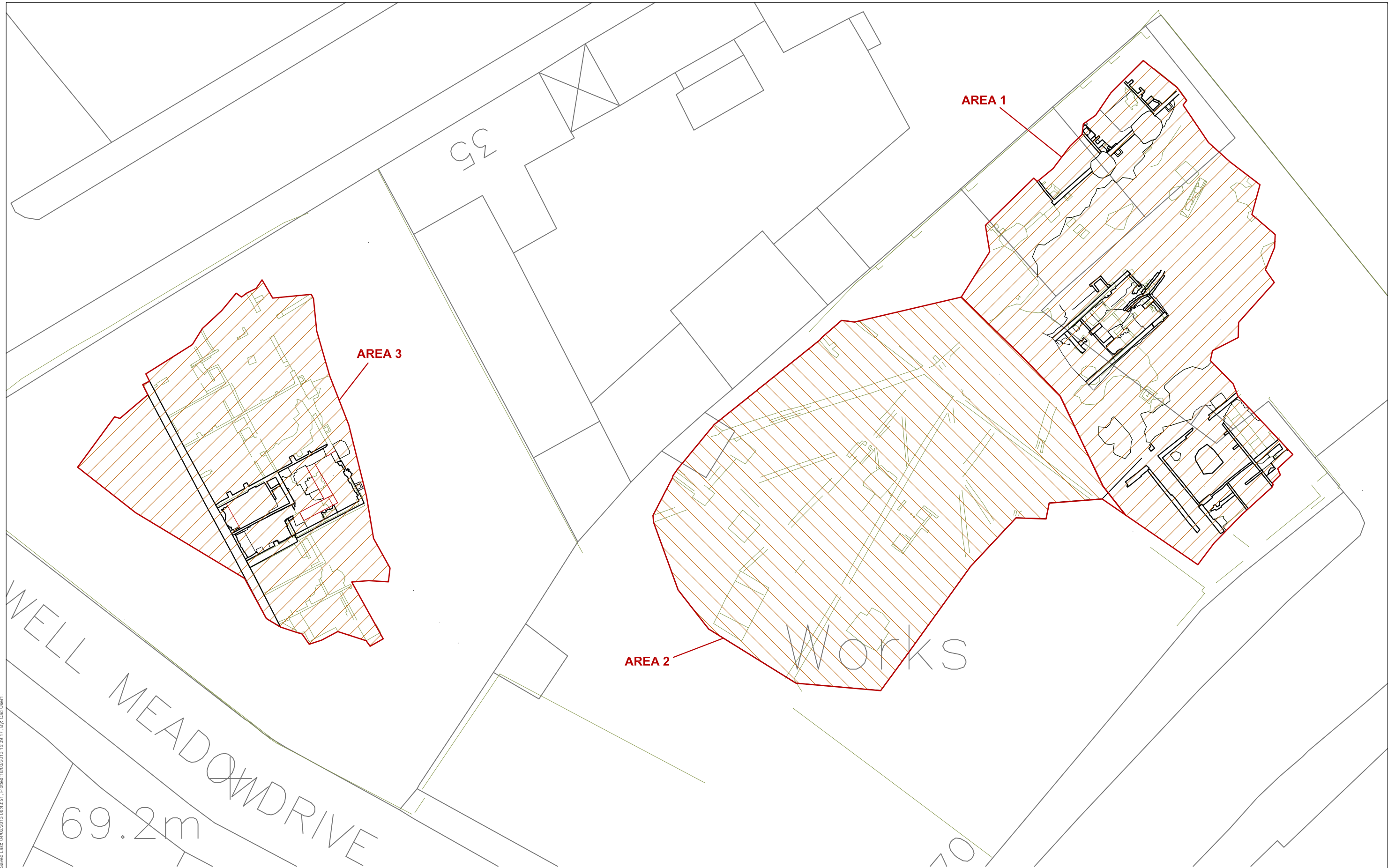
NGR
SK 3465 8772

Drawn
TES

Project No.
1136

Ill. No.
2

N:\3504_UAC\ASHTONS\ASHTONS.dwg, 2 AG EDT, Sheet: Lamin: 13/03/2013 16:29:52, Plotdate: 18/03/2013 15:08:21, Dr: Carl Usher



K:\3004\UNSA\SWYAE_report\0304_fig_1-2.dwg, Saved: Sat, 04/02/2013 08:43:51, Plot: 18/02/2013 10:38:17, By: Carl Usher.

Reproduced from Ordnance Survey data, with the permission of HMSO Crown Copyright 2007. All rights reserved. Licence No AL 50228A



Unit R6, Riverside Block
Shear Bank Business Park
Prospect Road
Sheffield S2 3EN
Tel: 0114 2225106
Fax: 0114 2797156

Project:	Ashtons, Upper Allen Street, Sheffield
Title	Site plan showing excavation Areas 1, 2 and 3

Scale	1:500
NGR	SK 3465 8772
Project No.	1136

Date	June 2008
Drawn	K.Speight
Illustration No.	3



N:\1904_UAS\AS\WYAS_report\3\04_fig_3.dwg - Saved Last: 01/02/2013 12:48:49 - Plotter: 04/02/2013 08:46:23 - By: Carl User1.

- Red Brick Standing Structure
- Red Brick Surface
- Concrete Standing Structure
- Concrete Surface
- Stone Standing Structure
- Stone Surface
- Fire Brick Standing Structure
- Fire Brick Surface
- Metal



Project:
Ashtons, Upper Allen Street, Sheffield
 Title:
**Plan of room recorded north of
 Crosslands Square**

Scale	1:20	Date	June 2008
NGR	SK 3465 8772	Drawn	K.Speight
Project No.	1136	Illustration No.	4



N:\3904_UAS\WYAS\reports\3904_fig_3-dwg.dwg - Sheet List: 01/02/2013 12:48:49 - Plotter: 04/02/2013 08:46:45 - By: Civil User1

	Red Brick Standing Structure		Stone Surface
	Red Brick Surface		Fire Brick Standing Structure
	Concrete Standing Structure		Fire Brick Surface
	Concrete Surface		Metal
	Stone Standing Structure		

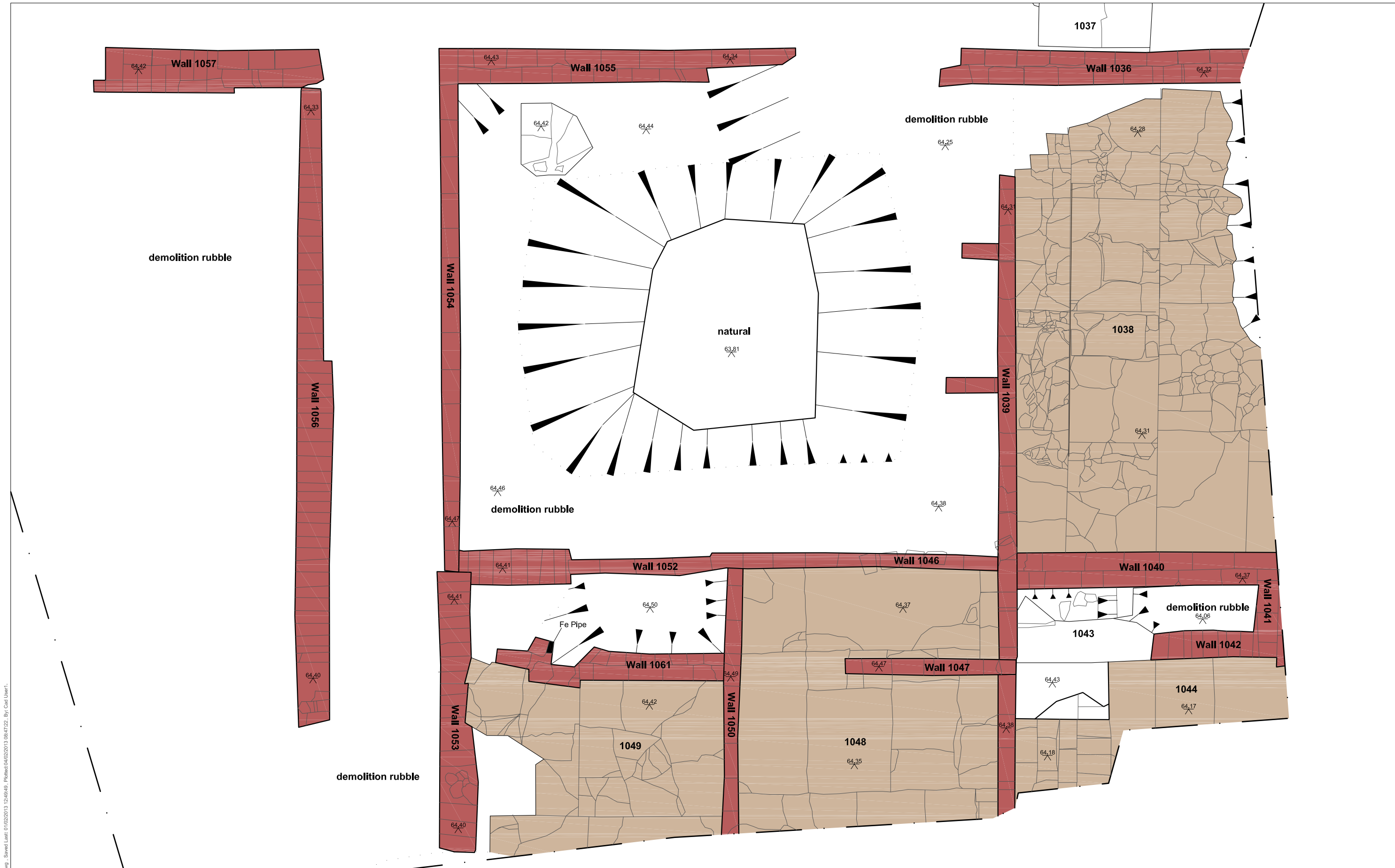


ARCUS
 Unit R6, Riverside Block
 Sheaf Bank Business Park
 Prospect Road
 Sheffield S2 3EN
 Tel: 0114 2225106
 Fax: 0114 2797158

Project:	Ashtons, Upper Allen Street, Sheffield
Title:	Plan of earliest phase of toilet block in Crosslands Square

Scale:	1:20
NGR:	SK 3465 8772
Project No.:	1136

Date:	June 2008
Drawn:	K.Speight
Illustration No.:	5



- Red Brick Standing Structure
- Red Brick Surface
- Concrete Standing Structure
- Concrete Surface
- Stone Standing Structure
- Stone Surface
- Fire Brick Standing Structure
- Fire Brick Surface
- Metal



ARCUS
 Unit R6, Riverside Block
 Sheaf Bank Business Park
 Prospect Road
 Sheffield S2 3EN
 Tel: 0114 2225106
 Fax: 0114 2797158

Project: Ashtons, Upper Allen Street, Sheffield	Scale 1:25	Date June 2008
Title Plan of housing recorded along Upper Allen Street	NGR SK 3465 8772	Drawn K.Speight
	Project No. 1136	Illustration No. 6

N:\3904_UAS\AS\WY\AS_report\3904_fig_3-dwg.dwg - Saved Last: 01/02/2013 12:48:49 - Plotter: 04/02/2013 08:47:22 - By: Carl User1.

N:\3004_UAS\AS\WY\AS_report\3004_fig_3-dwg.dwg - Saved Last: 01/02/2013 12:48:49 - PlotSet: 04/02/2013 08:47:52 - By: Carl User1.



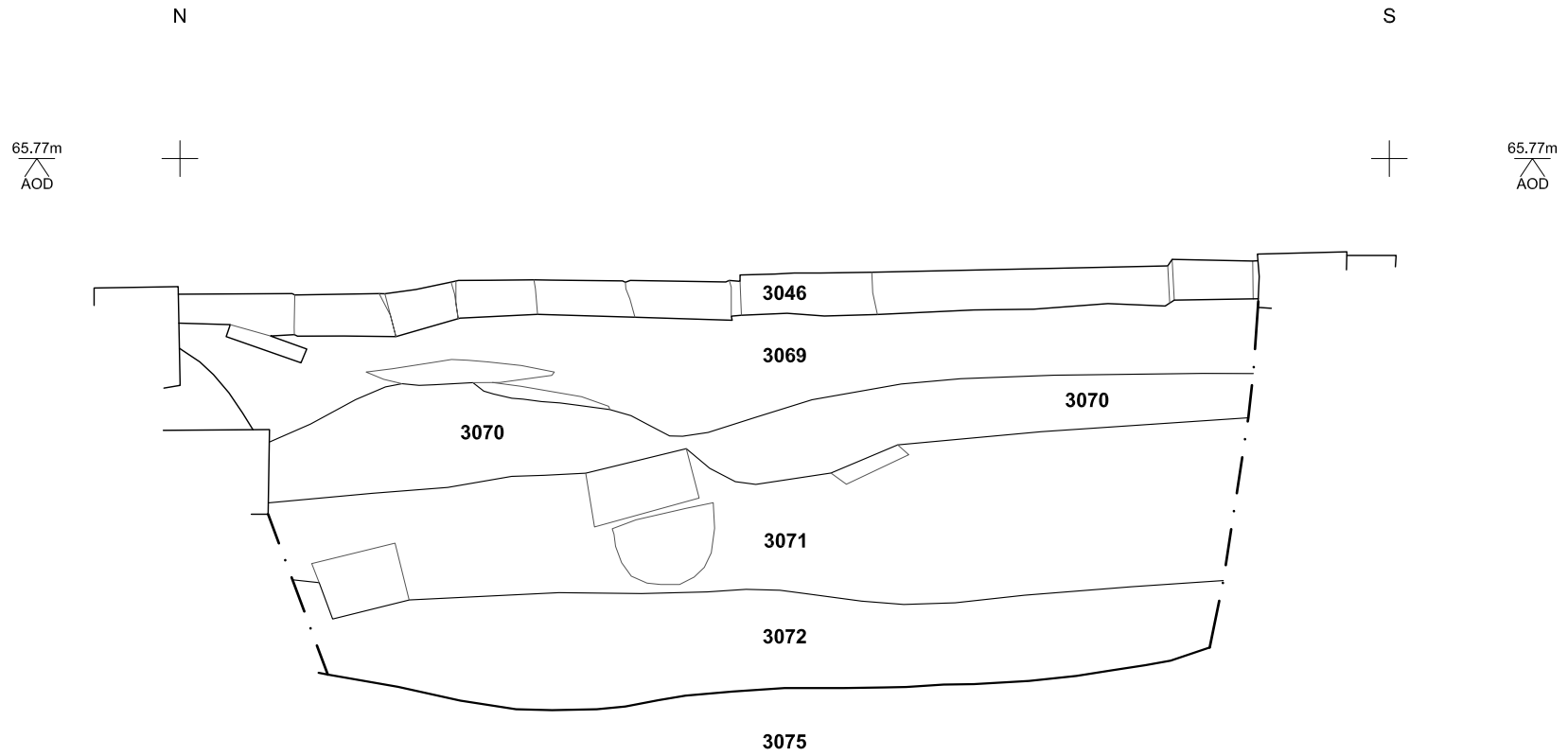
	Red Brick Standing Structure		Stone Surface
	Red Brick Surface		Fire Brick Standing Structure
	Concrete Standing Structure		Fire Brick Surface
	Concrete Surface		Metal
	Stone Standing Structure		



ARCUS
 Unit R6, Riverside Block
 Sheaf Bank Business Park
 Prospect Road
 Sheffield S2 3EN
 Tel: 0114 2225106
 Fax: 0114 2797158

Project:	Ashtons, Upper Allen Street, Sheffield
Title	Plan of back-to-backs along former Jericho Street

Scale	1:25	Date	June 2008
NGR	SK 3465 8772	Drawn	K.Speight
Project No.	1136	Illustration No.	7



N:\3304_UAS\AS\W\AS_report\3084_figs-3-6.dwg:dwg, Saved Last: 01/02/2013 12:48:49, Plotter: 04/02/2013 08:48:23, By: Carl User1.



Unit R6, Riverside Block
Sheaf Bank Business Park
Prospect Road
Sheffield S2 3EN
Tel: 0114 2225106
Fax: 0114 2797158

Project:
Ashtons, Upper Allen Street, Sheffield

Title
East-facing section showing made ground deposits below floor 3046

Scale 1:10	Date June 2008
NGR SK 3465 8772	Drawn K.Speight
Project No. 1136	Illustration No. 8



Plate 1. Stone-filled field drain [1111], looking east



Plate 2. Crossland's Square – open area between housing, looking northwest



Plate 3. Upmost surviving elements of toilet block in Area 1, looking southeast



Plate 4. Lowest surviving elements of toilet block in Area 1, looking northeast



Plate 5. Range/hearth looking southwest



Plate 6. Range/hearth looking southwest



Plate 7. Cellar bottoms along Upper Allen Street looking northeast



Plate 8. Toilet block in Area 2 looking northwest



Plate 9. Cellar bottom in Area 3, looking southwest



Plate 10. Ground floor room in Area 3, looking southwest



Plate 11. Fragment of Tin Glazed Earthenware wall tile (Context 3028)



Plate 12. Interior of a Sponged ware bowl with overprinted broad arrow and WD symbol (Context 3027)



Plate 13. Japan plate interior (Context 1083)



Plate 14. Japan plate showing pattern name (Context 1083)



Plate 15. Unusual sepia printed Asiatic Pheasants design (Context 1064)



Plate 16. Pot disc in Brown Glazed Coarseware (Context 3082)



Plate 17. Rim of a porcelain bowl, interior (Context 3082)



Plate 18. Rim of a porcelain bowl, exterior (Context 3082)



Plate 19. Adult shoe (2009/1)



Plate 20. Ladies front lacing boot (1045/3)



Plate 21. Children's shoes (1045/1 and 1045/2)



Plate 22. Child's shoe with side seam (1064/1)



Plate 23. Child's shoe, perhaps a button boot or a barette boo (1064/3)

Appendix 1: Inventory of primary archive

File/Box No	Description	Quantity
File no.1	Context register sheets	11
	Context sheets	219
	Finds register sheets	21
	Photo register sheets	12
	Drawing sheets	2
	Drawing register sheets	2
File no. 2	Colour slides (sheets of slides plus CDs)	9
	B&W negative strips	5

Appendix 2: Concordance of contexts

Context	Context type	Description
1000	structure	concrete ground surface
1001	deposit	rubble overburden
1002	structure	E-W RB wall, NE area 1
1003	structure	concrete between [1002] and [1004]
1004	structure	E-W RB wall between [1003] and [1005]
1005	structure	concrete between [1004] and [1006]
1006	structure	E-W RB wall, runs to step [1007]
1007	structure	doorstep between [1006] and [1008]
1008	structure	RB wall. W side of [1007]
1009	structure	RB and ceramic drain, butts S face of [1006]
1010	structure	RB and ceramic drain, butts S face of [1004]
1011	structure	RB and ceramic drain, butts S face of [1002]
1012	structure	N-S RB wall, keyed into [1002]
1013	structure	N-S RB wall, probably keyed into [1004]
1014	structure	N-S RB wall, keyed into [1006]
1015	deposit	fill of space E of [1012]
1016	deposit	fill of space between [1012] and [1013]
1017	deposit	fill of space between [1013] and [1014]
1018	deposit/structure	tarmac yard surface S of [1004], [1006], [1008]
1019	deposit	clinker rich made ground/surface S of [1018]
1020	deposit	black fill below [1016] and above stone floor [1021]
1021	structure	sandstone floor below [1020]
1022	structure	N-S RB wall, S of [1024], N of [1004]
1023	structure	E-W RB wall, W of [1022], N of [1004]
1024	structure	N-S RB wall, N of [1022], S of [1025]
1025	structure	square RB structure N of [1024]
1026	deposit	fill of space within [1013], [1022], [1023], [1024], [1025]
1027	deposit	black fill below [1026] and above RB surface [1028]
1028	structure	RB surface below [1027]
1029	structure	E-W RB wall N of [1025] and S of [1030]
1030	structure	E-W RB structure N of [1029] and S of [1031]
1031	structure	flue structure of chimney N of [1030] and S of [1032]
1032	structure	E-W RB structure N of [1031]
1033	structure	Ferrous metal grate N of [1030], S of [1032]
1034	deposit	black soot rich fill below [1033] and above stone floor [1035]
1035	structure	sandstone base of hearth below [1034]
1036	structure	broadly E-W RB wall, S side of courtyard
1037	structure	sandstone block/step, butts N side of [1036]
1038	structure	sandstone flagstone surface S side of [1036]
1039	structure	RB wall. Butted to the E by floor [1038]
1040	structure	RB wall. Runs E from [1039] Located S of [1038]

Context	Context type	Description
1041	structure	RB wall, runs S from [1040]
1042	structure	RB internal stairwell support
1043	structure	sandstone steps into cellar space
1044	structure	sandstone and RB floor below [1042] and [1043]
1045	deposit	fill of cellar space SE corner of site
1046	structure	RB wall, butts W face of [1039]
1047	structure	part of RB stairwell structure keyed into W face of [1039]
1048	structure	sandstone floor surface W of [1039]
1049	structure	sandstone floor surface W of [1050]
1050	structure	RB wall between [1048] and [1049]
1051	void	
1052	structure	RB wall, W from and on same line as [1051]
1053	structure	RB wall, runs S from W end of [1052]
1054	structure	RB wall, runs N from W end of [1052]
1055	structure	RB wall, runs E from N end of [1054]
1056	structure	RB wall, W of and parallel to [1053] and [1054]
1057	structure	RB wall, runs W from the N end of [1056]
1058	deposit	made ground below [1038]
1059	deposit	made ground below [1058]
1060	structure	RB step below [1043]
1061	structure	RB stairwell structure keyed into W face [1050]
1062	deposit	clay NATURAL
1063	deposit	fill between [1061] and [1052]
1064	deposit	fill between [1040], [1041], [1042]
1065	group	toilet block
1066	structure	W wall of [1065] RB, runs N-S
1067	structure	S wall of [1065] RB, runs E-W
1068	structure	N wall of [1065] RB, runs E-W
1069	structure	E-W wall within [1065] N
1070	structure	E-W wall within [1065] S
1071	cut	cut for drain [1072]
1072	structure	ceramic drain and fill in cut [1071]
1073	structure	sandstone capped drain within [1065]
1074	deposit	clay within [1068], [1069], [1078]
1075	deposit	clay within [[1069], [1070], [1079]
1076	deposit	clay within [1070], [1067], [1080]
1077	deposit	clay W of [1080] in [1070]/[1067]
1078	structure	N-S RB wall between [1068] and [1069]
1079	structure	N-S RB wall between [1069] and [1070]
1080	structure	N-S RB wall between [1070] and [1067]
1081	deposit	ashy deposit, W end [1065]
1082	deposit	fill below [1064]

Context	Context type	Description
1083	deposit	rubble deposit below [1077], within cess tank
1084	structure	Brick floor of cess tank below [1083]
1085	structure	Sandstone lining of [1068],[1069]. W of [1078]
1086	deposit	clean yellow/grey clay under [1085]
1087	void	void
1088	structure	E-W RB structure N of [1032]
1089	deposit	fill below [1082]
1090	structure	lower soakaway of [1073]
1091	deposit	rubbly deposit under the E of [1068]
1092	deposit	hard clinker type deposit under [1091]
1093	deposit	very hard grey clay under [1092]
1094	deposit	brown sand under [1093]
1095	deposit	grey clay/dirty natural under [1094]
1096	cut	construction cut for wall [1078]
1097	deposit	fill of [1096]
1098	deposit	rubble above the E of [1091]
1099	deposit	natural below [1095]
1100	deposit	rubble, same as [1098], but S of [1098]
1101	deposit	mortar rich made ground under [1020]
1102	deposit	greyer darker deposit below [1101]
1103	deposit	rubbly deposit under [1075]
1104	void	void
1105	void	void
1106	deposit	rubble in N end of cess tank
1107	structure	sandstone base of cess tank
1108	structure	E-W RB wall E of [1022] and N of [1004]
1109	structure	lead (Pb) pipe within [1108] and [1004]
1110	deposit	brown ashy deposit under [1019]
1111	cut	field drain, roughly E-W cut into natural
1112	deposit	fill of [1111]
1113	structure	sandstone capped drain E end of Area 1
1114	deposit	Fill of [1113]
1115	deposit	blue/grey deposit under [1110]
1116	deposit	yellow clay natural near [1111] and [1113]
1117	deposit	grey/brown rubble rich deposit below [1048]
1118	deposit	thin lens of RB rubble below [1117]
1119	deposit	firm yellow/brown clay at E end of slot through [1048]
1120	deposit	black clay deposit
1121	deposit	light brown clayey sand below [1120]
1122	deposit	yellow clay, probably natural
1123	deposit	loose brown deposit under [1102]
1124	deposit	thin hard clay layer under [1123]

Context	Context type	Description
1125	deposit	blue smelly clay under [1124]
1126	deposit	very compact rubble under [1125]
1127	deposit	natural yellow clay under [1126]
1128	void	void
1129	structure	RB drain E of [1078]/[1079]
1130	structure	RB drain W of [1078]/[1079]
1131	structure	metal blocking between [1129] and [1130]
1132	deposit	grey clay S of [1086]
1133	deposit	continuation of [1132] beyond [1134]
1134	deposit	rubble associated with later concrete
1135	structure	N-S RB wall between [1067] and [1068]
1136	structure	short E-W RB wall runs E from [1135]
1137	structure	short E-W RB wall runs E from [1135]
1138	deposit	fill between [1136] and [1137]
1139	deposit	clay fill between [1136] and [1137]
1140	deposit	fill beneath [1139]
1141	structure	sandstone floor to cess tank under [1140]
1142	structure	sandstone upright lining adjacent to [1068]
1143	structure	RB floor S of [1141] similar to [1084]
1144	structure	RB wall running S from [1086]
1145	structure	short RB wall, runs E from [1144]
1146	structure	sandstone surface between [1135] and [1144]
1147	structure	sandstone surface W of [1144]
1148	deposit	beneath [1146]
1149	structure	square structure N of [1068]
1150	cut	cut for drain [1129]
1151	deposit	fill of drain cut [1150]
1152	cut	cut for drain [1129]
1153	cut	cut for [1134]
1154	structure	RB and stone drain between [1141] and [1143]
1155	structure	RB wall same line as [1068]
1156	cut	large construction cut into natural for [1065]
1157	deposit	packing material within [1156]
2000	deposit	yellow clay natural
2001	structure	E-W RB wall
2002	structure	N-S return of [2001] at W end
2003	structure	short N-S wall leading N from [2001]
2004	structure	short N-S wall leading S from [2001]
2005	structure	N-S wall at E end of [2001]
2006	cut	construction cut for [2001] - [2005]
2007	deposit	fill of [2006]
2008	deposit	fill between [2002] and [2003]

Context	Context type	Description
2009	deposit	deposit beneath [2008]
3000	deposit	general rubble overburden
3001	structure	large sandstone wall-line of former Jericho Street
3002	structure	RB wall, butts NE face of [3001]
3003	structure	RB wall, butts NE face of [3001] S of [3002]
3004	structure	RB wall, butts NE face of [3001] S of [3003]
3005	structure	RB wall, butts NE face of [3001] S of [3004]
3006	structure	RB wall, butts NE face of [3001] S of [3005]
3007	structure	RB wall, butts NE face of [3001] S of [3006]
3008	structure	sandstone wall - same alignment as [3001-3007] S of [3007]
3009	structure	RB wall on same alignment but S of [3008]
3010	structure	RB wall on same alignment but S of [3009]
3011	structure	RB wall on same alignment but S of [3010]
3012	structure	RB wall NW-SE, butts N face of [3002]
3013	structure	RB wall NW-SE, runs between [3002] and [3004]
3014	structure	RB wall, runs SE from S face of [3004]
3015	deposit	fill between [3002] and [3003]
3016	deposit	fill immediately to W of [3013]
3017	deposit	fill between [3003] and [3004]
3018	deposit	fill between [3004] and [3005]
3019	deposit	fill immediately to W of [3014]
3020	deposit	later disturbance between [3014] and [3021]
3021	structure	RB wall, runs NW from N face of [3006]
3022	deposit	fill immediately to W of [3021]
3023	deposit	fill between [3005] and [3006]
3024	void	void
3025	deposit	fill immediately to W of [3026]
3026	structure	RB wall, runs SE from S face of [3006]
3027	deposit	fill immediately to W of [3026]
3028	deposit	fill between [3007] and [3008]
3029	deposit	fill between [3008] and [3009]
3030	deposit	layer between [3009] and [3010], below flagstones
3031	deposit	layer between [3010] and [3011]
3032	cut	later disturbance filled by [3020]
3033	deposit	dirty clay W of [3001]
3034	structure	RB wall running N from [3002] part of cellar stairwell
3035	deposit	fill N of [3002]
3036	deposit	fill between [3034], [3012] and [3002]
3037	structure	L-shaped RB structure on line E of [3002]
3038	deposit	fill between [3013], [3004], [30037] and [3039]
3039	structure	back wall of housing E of [3038]
3040	structure	N continuation of [3039], S of [3041]

Context	Context type	Description
3041	deposit	fill between [3012], [3037] and [3040]
3042	structure	RB E-W wall on alignment with [3002] and [3037]
3043	structure	continuation of [3003] for steps [3044]
3044	structure	steps to cellar between [3002] and [3003]
3045	structure	flagstone floor in cellar between [3002] and [3005]
3046	structure	flagstone floor between [3007] and [3008]
3047	deposit	see [3069] duplicate
3048	deposit	see [3070] duplicate
3049	deposit	see [3071] duplicate
3050	deposit	see [3072] duplicate
3051	deposit	demolition backfill between [3007] and [3006]
3052	structure	flagstone floor beneath [3051]
3053	structure	drain NE of wall [3054]
3054	structure	NE wall of house
3055	structure	sandstone internal step, abutts [3054]
3056	structure	E-W RB wall, abutts [3006]
3057	structure	N-S single skin wall between [3057] and [3052]
3058	structure	bricks forming cellar base
3059	structure	E-W wall between [3024] and [3057]
3060	deposit	lower deposit S of [3024]
3061	structure	N-S wall, E end of [3008]
3062	structure	E-W wall, N end of [3061]
3063	structure	step above [3062]
3064	deposit	brown clay below [3063]
3065	structure	E-W wall S of [3064]
3066	structure	poss Rb and sandstone structure, N side of [3065]
3067	deposit	rubble fill of in E most room
3068	structure	wall W side of [3067]
3069	deposit	orange clay under [3046]
3070	deposit	gritty rubble under [3069]
3071	deposit	grey silt under [3070]
3072	deposit	humic blue-grey silt-clay under [3071]
3073	deposit	grey natural clay under [3072]
3074	deposit	clay under [3058]
3075	deposit	beneath [3074]
3076	deposit	beneath [3075]
3077	deposit	beneath [3076]
3078	deposit	natural under [3077]
3079	deposit	dirty black clay below floor [3067]
3080	deposit	dirty yellow clay with RB inclusions below [3067]
3081	deposit	brown-black clay beneath [3080]
3082	deposit	brown-black sandy clay below [3081]

Context	Context type	Description
3083	deposit	yellow grey clay below [3083] NATURAL

Appendix 3: Pottery

Pottery from stratified contexts

Context	C-Phase	Type	No	Wt	ENV	Part	Form	Decoration	Date range	Notes
1030	1	Brown Salt Glazed Stoneware	1	2	1	BS	Hollow ware	U/Dec	C18th - EC19th	
1082	1	Brown Salt Glazed Stoneware	1	39	1	BS	Hollow ware	Rouletted wavy lines ext	C19th	
1082	1	Brown Salt Glazed Stoneware	1	32	1	BS	Hollow ware	U/Dec	C18th – EC19th	
1082	1	Creamware	1	1	1	BS	Hollow ware	U/Dec	c.1740 - c.1820	
1082	1	Late Blackware	1	9	1	BS	Hollow ware	Black glaze int & ext	C18th	
1082	1	Late Blackware	1	4	1	Rim	Hollow ware	Black glaze int & ext	C18th	Everted rim
1082	1	Pearlware	1	3	1	BS	Flatware	U/Dec	c.1780 - c.1840	
1082	1	TP Pearlware	1	1	1	BS	Flatware	U/ID TP design int	c.1780 - c.1840	
1087	1	Creamware	1	2	1	Rim	Hollow ware	U/Dec	c.1740 - c.1820	
1087	1	Late Blackware	1	1	1	BS	Hollow ware	Black glaze int & ext	C18th	
1095	1	Brown Glazed Coarseware	1	14	1	Base	Bowl	Brown glaze int	C18th - C19th	Small footed base
1095	1	Brown Glazed Coarseware	2	17	2	BS	Bowl	Brown glaze int	C18th – C19th	
1095	1	Creamware	1	1	1	Rim	Flatware	U/Dec	c.1740 - c.1820	
1095	1	Creamware?	1	1	1	BS	Hollow ware	U/Dec	?c.1720 – c.1820	Crazed and discoloured
1095	1	Late Blackware	1	2	1	BS	Hollow ware	Brown glaze int & ext	C18th	
1095	1	Pearlware	1	5	1	BS	Hollow ware	U/Dec	c.1780 - c.1840	
1110	1	Edged ware	1	8	1	Rim	Plate	Moulded wavy edge with blue paint	c.1810 - c.1830	
1112	1	Brown Glazed Fineware	2	14	1	Rim	Plate	Brown glaze int; slightly mottled but not Mottled ware	C18th	Wheel thrown plate
1118	1	Brown Glazed Fineware	1	20	1	BS	Hollow ware	Black glaze int & ext	C18th - C19th	
1120	1	Brown Glazed Coarseware	1	6	1	Base	Bowl	Brown glazed int	C18th - C19th	Use-wear on underside
1120	1	Brown Salt Glazed Stoneware	1	1	1	BS	Hollow ware	U/Dec	C18th - EC19th	
1120	1	Creamware	1	1	1	BS	Hollow ware	U/Dec	c.1740 - c.1820	
1120	1	Knurr ball	1	11	1	Complete	Knurr ball	U/Dec	LC18th - C19th	Cream glazed ball
1120	1	Pearlware	1	3	1	BS	Flatware	U/Dec	c.1780 - c.1840	
1124	1	Brown Glazed Coarseware	1	11	1	BS	Bowl/pancheon	Brown glaze int, rilled ext	C18th - EC19th	
1124	1	Brown Glazed Fineware	1	7	1	BS	Hollow ware	Brown glaze int & ext	C18th - EC19th	
1124	1	Brown Salt Glazed Stoneware	3	18	3	BS	Hollow ware	Incised lines and stamped designs ext	LC18th - C19th	
1124	1	Creamware	1	4	1	Rim	Plate	Beaded rim	c.1740 - c.1820	
1124	1	Creamware	1	3	1	BS	Flatware	U/Dec	c.1740 - c.1820	
1124	1	Creamware	2	10	2	BS	Hollow ware	U/Dec	c.1740 - c.1820	

Context	C-Phase	Type	No	Wt	ENV	Part	Form	Decoration	Date range	Notes
1124	1	Pearlware	2	2	2	BS	Hollow ware	One sherd with a thin blue line ext	c.1780 - c.1840	
1125	1	Brown Glazed Fineware	1	13	1	Base	Hollow ware	Brown glaze int	C18th - EC19th	Footed base
1125	1	Brown Salt Glazed Stoneware	1	28	1	Base	Bowl	U/Dec	LC18th - C19th	Footed base
1125	1	Brown Salt Glazed Stoneware	1	4	1	BS	Hollow ware	U/Dec	LC18th - C19th	
1125	1	Creamware	6	15	6	BS	Hollow ware	U/Dec	c.1740 - c.1820	Flaked & spalled
1125	1	Porcelain	1	12	1	Ring foot base	Dish	Overglaze painted flowers int	C18th - EC19th	?Chinese / European
1125	1	Porcelain	1	4	1	BS	Hollow ware	Underglaze painted blue and orange design	C18th - EC19th	?Chinese / European
1058	2	Brown Glazed Coarseware	3	16	3	BS	Bowl	Brown glaze int only	C18th - C19th	Bright orange fabric
1058	2	Brown Salt Glazed Stoneware	1	11	1	Rim	Bowl	Sharply everted rim w/ shallow groove on underside	LC18th - C19th	
1058	2	Brown Salt Glazed Stoneware	1	14	1	Rim	Dish	Incised lines ext; sharply everted rim	LC18th - C19th	Burnt
1058	2	Brown Salt Glazed Stoneware	1	4	1	Rim	Bowl	U/Dec	LC18th - C19th	Beaded rim
1058	2	Brown Salt Glazed Stoneware	1	59	1	Base	Bowl	U/Dec	LC18th - C19th	
1058	2	Brown Salt Glazed Stoneware	1	7	1	BS	Hollow ware	U/Dec	LC18th - C19th	
1058	2	Creamware	1	6	1	Rim	Plate	U/Dec	c.1740 - c.1820	Much more abraded than other sherds from this context
1058	2	Creamware	2	61	1	Ring foot base	Bowl	U/Dec	c.1740 - c.1820	Angular ring foot base
1058	2	Creamware	2	80	1	Ring foot base	Bowl	U/Dec	c.1740 - c.1820	Rounded ring foot base
1058	2	Creamware	7	38	7	BS	Hollow ware	U/Dec	c.1740 - c.1820	
1058	2	Creamware	2	17	1	Ring foot base	Hollow ware	U/Dec	c.1740 - c.1820	Short angular ring foot base
1058	2	Creamware	5	16	5	BS	Flatware	U/Dec	c.1740 - c.1820	
1058	2	Creamware	1	19	1	Rim	Plate/soup bowl	U/Dec	c.1740 - c.1820	Wide rim, deep bowl
1058	2	Creamware	1	11	1	Recessed base	Plate	U/Dec	c.1740 - c.1820	
1058	2	Creamware	9	16	8	Rim & BS	Plate	U/Dec	c.1740 - c.1820	Very fine finish; thin plate; probably one vessel
1058	2	Creamware	1	7	1	DB	Bowl	U/Dec	c.1740 - c.1820	Folded rim, fractured along join
1058	2	Creamware	1	2	1	Ring foot base	Bowl	U/Dec	c.1740 - c.1820	Angular ring foot
1058	2	Creamware	1	2	1	Rim	Plate	U/Dec	c.1740 - c.1820	
1058	2	Creamware	1	1	1	Footring base	Plate	U/Dec	c.1740 - c.1820	
1058	2	Fine Redware	1	8	1	BS	Hollow ware	U/Dec	LC18th - C19th	
1058	2	Knurr ball	1	9	1	Complete	Knurr ball	U/Dec	LC18th - EC19th	Glazed ball

Context	C-Phase	Type	No	Wt	ENV	Part	Form	Decoration	Date range	Notes
1058	2	Late Blackware	1	22	1	Footed base	Hollow ware	Black glaze int only	C18th	Bright orange fabric
1058	2	Late Blackware	1	7	1	Rim	Hollow ware	Black glaze int & ext	C18th	Round beaded rim
1058	2	Late Blackware	2	68	2	BS	Hollow ware	Black glaze int & partially ext	C18th	
1058	2	Late Blackware	2	5	2	BS	Hollow ware	Black glaze int & ext	C18th	Bright orange fabric
1058	2	Late Blackware	1	4	1	BS	Hollow ware	Black glaze int & ext	C18th	Fine dark red fabric
1058	2	Pearlware	1	17	1	Recessed base	Plate	U/Dec	c.1780 - c.1840	
1058	2	Porcelain	1	2	1	Rim	Dish	Red overglaze painted design int	C18th - EC19th	?European
1058	2	Porcelain	1	2	1	BS	Dish	Blue hand painted underglaze design	C18th	?Chinese
1058	2	TP Pearlware	2	5	1	BS	Hollow ware	Sepia printed arboreal pattern w/ green hand painted detailing	c.1780 - c.1840	
1058	2	TP Whiteware	1	3	1	Recessed base	Small jar	U/ID TP design ext	M – LC19th	
1058	2	TP Whiteware	2	2	2	BS	Hollow ware	U/ID TP designs ext	M – LC19th	
1092	2	Brown Glazed Coarseware	1	18	1	BS	Pancheon	Brown glaze int	C18th - C19th	
1092	2	Brown Glazed Coarseware	1	8	1	BS	Pancheon	Brown glaze int	C18th - C19th	Possible ovoid pot disc; 28.1x20.6mm
1092	2	Brown Salt Glazed Stoneware	3	7	3	BS	Hollow ware	U/Dec	C18th - C19th	
1092	2	Brown Salt Glazed Stoneware	1	6	1	BS	Hollow ware	Incised lines and moulded band	C18th - C19th	
1092	2	Brown Salt Glazed Stoneware	2	3	1	BS	Hollow ware	Incised lines ext	C18th - C19th	
1092	2	Cane Coloured ware	1	1	1	BS	Hollow ware	U/Dec	C19th	
1092	2	Colour Glazed ware	1	3	1	Ring foot base	Hollow ware	Brown glaze on buff body	LC18th - C19th	
1092	2	Creamware	1	3	1	Rim	Plate	Beaded rim	c.1740 - c.1820	
1092	2	Creamware	1	1	1	Footring base	Plate	U/Dec	c.1740 - c.1820	
1092	2	Creamware	3	4	3	BS	Flatware	U/Dec	c.1740 - c.1820	
1092	2	Creamware	5	11	5	BS	Hollow ware	U/Dec	c.1740 - c.1820	
1092	2	Creamware	1	6	1	Ring foot base	Bowl	U/Dec	c.1740 - c.1820	Flaked & chipped
1092	2	Creamware	2	2	2	BS	Flatware	U/Dec	c.1740 - c.1820	
1092	2	Mocha ware	1	3	1	BS	Carinated bowl	Brown slip lines and brown mocha tree on slip band	C19th	
1092	2	Pearlware	1	2	1	Recessed base	Plate	Trace of hand painted design int	c.1780 - c.1840	
1092	2	Pearlware	1	2	1	BS	Hollow ware	U/Dec	c.1780 - c.1840	
1092	2	Slip Banded CC ware	1	2	1	Rim	Bowl	Broad brown slip band with white slip bands over	C19th	
1092	2	TP Whiteware	1	2	1	BS	U/ID	U/ID TP design int & ext	M – LC19th	
1093	2	Brown Glazed Coarseware	2	11	2	BS	Bowl	Brown glaze int only	C18th – C19th	
1093	2	Brown Glazed Coarseware	1	10	1	BS	Hollow ware	Brown glaze int & ext	C18th - C19th	

Context	C-Phase	Type	No	Wt	ENV	Part	Form	Decoration	Date range	Notes
1093	2	Brown Salt Glazed Stoneware	4	12	1	Rim	Hollow ware	Everted rim with incised lines below rim	C18th	
1093	2	Brown Salt Glazed Stoneware	2	4	2	BS	Hollow ware	U/Dec	C18th	
1093	2	Brown Salt Glazed Stoneware	1	11	1	Handle stump	Mug/tankard	Incised lines ext; handle attachment smoothed onto body	C18th	
1093	2	Brown Salt Glazed Stoneware	1	4	1	Handle stump	Mug/tankard	Moulded handle stump	C18th	
1093	2	Creamware	4	20	1	Rim	Pie dish	Moulded Grass pattern rim but no paint	c.1740 - c.1820	Crazed & discoloured
1093	2	Creamware	5	11	5	BS	Hollow ware	U/Dec	c.1740 - c.1820	
1093	2	Creamware	3	11	3	BS	Flatware	U/Dec	c.1740 - c.1820	
1093	2	Pearlware	1	2	1	BS	Flatware	U/Dec	c.1780 - c.1840	
1093	2	Pearlware	3	9	2	Footring base	Plate	U/Dec	c.1780 - c.1840	Probably the same vessel
1093	2	Sponged ware	1	3	1	Ring foot base	Plate	Blue sponging int	c.1830+	
1093	2	Unglazed Red Earthenware	1	11	1	Base	Hollow ware	U/Dec	C18th - C19th	
1102	2	Brown Glazed Coarseware	3	54	2	BS	Hollow ware	Brown glaze int	C18th - C19th	Heavily concreted with a white substance; fresh break
1102	2	Brown Salt Glazed Stoneware	1	10	1	Rim	Bowl	Small clubbed or beaded rim	LC18th - C19th	
1102	2	Brown Salt Glazed Stoneware	1	2	1	BS	Hollow ware	Stamped decoration ext w/ incised lines	LC18th - C19th	
1102	2	Brown Salt Glazed Stoneware	1	29	1	BS	Hollow ware	U/Dec	LC18th - C19th	
1102	2	Creamware	1	4	1	Rim	Plate	U/Dec	c.1740 - c.1820	
1102	2	Creamware	4	12	1	Recessed base	Plate	U/Dec	c.1740 - c.1820	
1102	2	Creamware	1	2	1	BS	Hollow ware	U/Dec	c.1740 - c.1820	
1102	2	Stoneware	1	34	1	BS	Bottle	Buff stoneware	C19th - EC20th	
1102	2	TP Pearlware	1	7	1	BS/handle	Cup	Two Temples	c.1780 - c.1840	
1102	2	TP Pearlware	1	1	1	BS	Cup/bowl	U/ID TP design int	c.1780 - c.1840	
1117	2	Brown Glazed Coarseware	2	240	2	Base	Pancheon	Brown glaze int	C18th - C19th	White deposit on underside w/ cloth impressions
1117	2	Brown Glazed Fineware	2	45	1	BS	Pancheon	Brown glaze int	C18th - C19th	Fresh break
1117	2	Brown Salt Glazed Stoneware	1	21	1	Base	Bowl	U/Dec	LC18th - C19th	Small footed base
1117	2	Brown Salt Glazed Stoneware	3	64	3	BS	Hollow ware	U/Dec	LC18th - C19th	One possible pot disc
1117	2	Brown Salt Glazed Stoneware	1	11	1	BS	Hollow ware	U/Dec	C18th - EC19th	Possible irregular pot disc; 39x43mm
1117	2	Brown Salt Glazed Stoneware	2	17	1	Base	Bowl	U/Dec	C18th - EC19th	Small footed base

Context	C-Phase	Type	No	Wt	ENV	Part	Form	Decoration	Date range	Notes
1117	2	Creamware	2	7	2	Rim	Plate	U/Dec	c.1740 - c.1820	
1117	2	Late Blackware	1	47	1	Footed base	Hollow ware	Black glaze int, footed base	C18th	
1117	2	Late Blackware	1	27	1	BS & handle stump	Hollow ware	Black glaze int & ext	C18th	Narrow strap handle
1117	2	Late Blackware	1	7	1	BS	Hollow ware	Black glaze int & ext	C18th	
1117	2	Pearlware	2	14	1	BS	Flatware	U/Dec	c.1780 - c.1840	
1117	2	Pearlware	1	4	1	Rim	Cup/bowl	Hand painted green leaf motifs and black dots	c.1780 - c.1840	
1117	2	TP Pearlware	1	1	1	Rim	Cup/bowl	U/ID Chinese landscape	c.1780 - c.1840	
1117	2	TP Whiteware	1	3	1	BS	Flatware	Vermicelli-like design with small dots	M - LC19th	cf. cxt 1119
1119	2	Brown Glazed Coarseware	1	43	1	BS	Pancheon	Brown glaze int	C18th - C19th	Slight rilling ext
1119	2	Brown Glazed Fineware	1	11	1	BS	Hollow ware	Brown glaze int & ext	C18th - EC19th	Bright orange fabric
1119	2	Brown Salt Glazed Stoneware	1	9	1	Rim	Bowl	Beaded rim with incised lines below rim	LC18th - C19th	
1119	2	Colour Glazed ware	1	2	1	BS	Hollow ware	Dark brown glaze ext	C18th - C19th	
1119	2	Creamware	1	16	1	Recessed base	Plate/soup bowl	U/Dec	c.1740 - c.1820	
1119	2	Creamware	1	2	1	Rim	Plate	Beaded rim	c.1740 - c.1820	
1119	2	TP Whiteware	1	5	1	Rim	Saucer	Vermicelli-like design with small dots	M - LC19th	cf. cxt 1117
1123	2	Brown Glazed Coarseware	2	32	1	BS	Pancheon	Brown glaze int	C18th - C19th	Fresh break; Thick concretion
1123	2	Brown Salt Glazed Stoneware	2	37	1	Rim	Bowl	Stamped designs ext	LC18th - C19th	Small everted rim
1123	2	Brown Salt Glazed Stoneware	1	10	1	Rim	Bowl	Incised lines below small beaded/clubbed rim	LC18th - C19th	
1123	2	Creamware	1	2	1	BS	Hollow ware	U/Dec	c.1740 - c.1820	
1123	2	German stoneware	1	26	1	BS	Hollow ware	Mottled salt glaze ext	C17th - C18th	?Frechen - Koln
1123	2	TP Pearlware	1	1	1	Base	Flatware	?Willow	c.1780 - c.1840	
1123	2	TP Pearlware	1	2	1	BS	Hollow ware	Willow border	c.1740 - c.1820	
1123	2	TP Whiteware	2	8	2	Rim	Cup/bowl	Two Temples	M - LC19th	
1159	2	Bone China	2	5	1	Rim	Hollow ware	U/Dec	M - LC19th	
1159	2	Brown Glazed Coarseware	1	86	1	Rim	Pancheon	Brown glaze int	C18th - C19th	Sharply everted wide rim w/ prominent groove ext
1159	2	Brown Glazed Coarseware	2	122	1	Base	Pancheon	Brown glaze int	C18th - C19th	Use-wear on underside
1159	2	Brown Glazed Coarseware	1	85	1	Rim	Pancheon	Brown glaze int	C18th - C19th	Elaborate square-sectioned rim
1159	2	Brown Glazed Coarseware	1	60	1	Rim	Pancheon	Brown glaze int only	C18th - C19th	Diamond profile rim
1159	2	Brown Glazed Coarseware	1	110	1	Rim	Pancheon	Brown glaze int w/ splashes ext	C18th - C19th	Heavy square-sectioned rim w/ slight groove ext
1159	2	Brown Glazed Coarseware	2	15	2	BS	Pancheon	Brown glaze int only	C18th - C19th	
1159	2	Brown Salt Glazed Stoneware	2	61	2	Rim	Bowl	Incised lines ext	LC18th - C19th	Small beaded rims
1159	2	Brown Salt Glazed	1	30	1	Base	Bottle	U/Dec	LC18th - C19th	

Context	C-Phase	Type	No	Wt	ENV	Part	Form	Decoration	Date range	Notes
		Stoneware								
1159	2	Brown Salt Glazed Stoneware	1	9	1	BS	Hollow ware	U/Dec	LC18th - C19th	
1159	2	Brown Salt Glazed Stoneware	2	10	2	Rim	Hollow ware	U/Dec	C18th	Everted rims
1159	2	Creamware	1	3	1	BS	Plate	U/Dec	c.1740 – c.1820	Discoloured
1159	2	Creamware	3	7	3	BS	Hollow ware	U/Dec	c.1740 - c.1820	
1159	2	Creamware	1	8	1	Rim	Small jar	U/Dec	c.1740 - c.1820	Clubbed rim
1159	2	Slip Banded Redware	1	6	1	BS	Hollow ware	White slip int, thin black and white slip lines ext	LC18th - C19th	Fine Redware fabric
1159	2	TP Pearlware	1	6	1	Ring foot base	Dish	U/ID Chinese landscape int; fine print	c.1780 - c.1840	Angular ring foot base
1092&1093	2	Cane Coloured ware	2	11	1	Handle	Mug/jug	U/Dec	C19th	
1092&1093	2	Slip Banded CC ware	2	5	1	Rim	Bowl	Thin white slip lines below rim	C19th	
1001	3	Blue Banded ware	3	30	1	Rim & BS	Bowl	Blue slip lines and bands ext	C19th	Three joining sherds crazed and discoloured
1001	3	Blue Banded ware	1	4	1	BS	Bowl	Thin diffuse blue lines ext	C19th	
1001	3	Brown Glazed Coarseware	4	167	4	BS	Pancheon	Brown glaze int	C18th - C19th	
1001	3	Cane Coloured ware	1	15	1	Rim	Pie dish	U/Dec	C19th	
1001	3	Colour Glazed ware	1	9	1	Ring foot base	Teapot	Brown finish on buff body	C19th	
1001	3	Colour Glazed ware	1	1	1	BS	Hollow ware	Green ext, yellow int	C19th	
1001	3	Creamware	3	23	1	Base	Hollow ware	U/Dec	c.1740 - c.1820	Egg shaped vessel
1001	3	Late Blackware	2	9	2	BS	Hollow ware	Black glaze int & partial ext	C18th	
1001	3	Mocha ware	1	5	1	BS	Hollow ware	Blue Mocha tree on white slip band ext	C19th	
1001	3	Stoneware	2	57	2	BS	Jam jar	U/Dec	C19th	Grey stoneware
1001	3	Stoneware	2	25	1	Lid	Teapot lid	Concentric incised lines on top and decorative knob	C19th	Buff stoneware with shiny brown glaze
1001	3	Stoneware	1	6	1	BS	Bottle/jar	Green finish int & ext	C19th	
1001	3	TP Whiteware	1	10	1	Footring base	Plate	Chinese landscape int	M - LC19th	
1001	3	TP Whiteware	1	4	1	Base	Flatware	Willow	M - LC19th	
1001	3	TP Whiteware	1	15	1	BS	Plate	Asiatic Pheasants	M - LC19th	
1001	3	Whiteware	1	16	1	Footring base	Plate	Thin red overglaze painted line int	M - LC19th	
1001	3	Whiteware	1	4	1	Base	Mug/tankard	Footed base	M - LC19th	
1001	3	Whiteware	2	16	1	Footring base	Flatware	U/Dec	M - LC19th	
1001	3	Whiteware	5	7	5	BS & flakes	Hollow ware	U/Dec	M - LC19th	
1015	3	Stoneware	3	187	2	Base & BS	Bottle/flagon	Grey stoneware	C19th	
1019	3	Blue Banded ware	1	1	1	BS	Hollow ware	Blue band ext	C19th	
1019	3	Blue Banded ware	1	1	1	BS	Hollow ware	Blue slip lines ext	C19th	
1019	3	Blue Banded ware	1	10	1	BS	Carinated bowl	Blue lines ext	C19th	

Context	C-Phase	Type	No	Wt	ENV	Part	Form	Decoration	Date range	Notes
1019	3	Blue Banded ware	1	19	1	BS	Hollow ware	Thin pale blue lines ext	C19th	
1019	3	Blue Banded ware	1	4	1	BS	Hollow ware	Rilled band with blue paint ext	C19th	
1019	3	Blue Banded ware	3	4	3	Rim & BS	Hollow ware	Blue band ext	C19th	
1019	3	Blue Banded ware	1	3	1	BS	Hollow ware	Blue lines ext	C19th	
1019	3	Bone China	1	5	1	Part	Toy	Moulded leg of doll or similar toy	C19th	
1019	3	Bone China	1	4	1	Rim	Hollow ware	Overglaze painted leaf design ext; letters 'PRES...'	LC19th - EC20th	Probably a souvenir
1019	3	Bone China	1	5	1	BS	Flatware	U/Dec	M - LC19th	
1019	3	Bone China	1	12	1	Profile	Saucer/small plate	U/Dec	M - LC19th	
1019	3	Brown Glazed Coarseware	1	171	1	Rim	Pancheon	Brown glaze int	C18th - C19th	Flat topped overhanging rim
1019	3	Brown Glazed Coarseware	1	134	1	Base	Jar	Black glaze int & ext	C18th - C19th	
1019	3	Brown Glazed Coarseware	1	32	1	Base	Pancheon	Brown glaze int	C18th - C19th	
1019	3	Brown Glazed Coarseware	1	12	1	BS	Hollow ware	Black glaze int	C18th - C19th	
1019	3	Brown Glazed Coarseware	11	1429	1	Rim & BS	Jar	Black glaze ext & partially int	LC18th - C19th	Distinctive rim with ridge below clubbed rim
1019	3	Brown Salt Glazed Stoneware	2	22	2	BS	Hollow ware	U/Dec	C19th	
1019	3	Brown Salt Glazed Stoneware	2	26	2	BS	Hollow ware	Stamped designs ext	C19th	
1019	3	Brown Salt Glazed Stoneware	1	9	1	Base	Hollow ware	Brown ext, pale grey int	C19th	
1019	3	Brown Salt Glazed Stoneware	1	46	1	Base	Hollow ware	Brown ext, pale grey int	C19th	
1019	3	Colour Glazed ware	1	15	1	Recessed base	Hollow ware	Green finish int & ext	C19th	
1019	3	Colour Glazed ware	1	2	1	BS	Hollow ware	Green ext, unglazed int, rilled band	C19th	
1019	3	Colour Glazed ware	1	142	1	Lid	Teapot	Dark brown glaze int & ext	C19th	
1019	3	Colour Glazed ware	1	51	1	Rim	Teapot	Dark brown glaze int & ext	C19th	Lid-seated rim & handle stump
1019	3	Colour Glazed ware	1	8	1	BS	Hollow ware	Dark glaze int & ext on white body	C19th	
1019	3	Creamware	1	39	1	Rim	Chamber pot	U/Dec	c.1740 - c.1820	Spalled
1019	3	Creamware	2	10	2	Rim	Plate	U/Dec	c.1740 - c.1820	
1019	3	Creamware	1	9	1	Recessed base	Hollow ware	U/Dec	c.1740 - c.1820	
1019	3	Creamware	4	23	4	BS	Flatware	U/Dec	c.1740 - c.1820	
1019	3	Creamware	1	1	1	BS	Flatware	U/Dec	c.1740 - c.1820	
1019	3	Creamware	5	5	5	BS/.Flakes	Hollow ware	U/Dec	c.1740 - c.1820	
1019	3	Creamware?	2	5	1	BS	Flatware	U/Dec	c.1740 - c.1820	
1019	3	Creamware?	1	2	1	Flat base	Dish	U/Dec	c.1740 - c.1820	Discoloured
1019	3	Late Blackware	1	184	1	Footed base	Hollow ware	Black glaze int & partially	C18th	Unabraded

Context	C-Phase	Type	No	Wt	ENV	Part	Form	Decoration	Date range	Notes
1019	3	Late Blackware type	1	93	1	Profile	Bowl	Black glaze int & partially ext	C18th / C19th	Late Blackware in style but may be later
1019	3	Pearlware	1	7	1	Footring base	Plate/saucer	U/Dec	c.1780 – c.1840	
1019	3	Pearlware	1	2	1	Recessed base	Plate	U/Dec	c.1780 - c.1840	Fresh break
1019	3	Pearlware	1	3	1	Recessed base	Plate	U/Dec	c.1780 – c.1840	
1019	3	Sponged ware	1	2	1	BS/Flake	U/ID	Blue sponging	c.1830+	
1019	3	Stoneware	2	76	1	Rim	Jam jar	Fluted body	C19th	Grey stoneware
1019	3	Stoneware	1	22	1	Base	Jam jar	Fluted body	C19th	Stamped words on base; N[ot] GENUINE BE...
1019	3	Stoneware	1	28	1	Rim	Jar	Iron wash ext	C19th	
1019	3	Stoneware	1	50	1	BS	Flagon	Grooves on shoulder	C19th	
1019	3	Stoneware	1	14	1	BS	Hollow ware	U/Dec	C19th	Brown int; grey underside
1019	3	Stoneware	1	126	1	Base	Flagon/jar	U/Dec	C19th	
1019	3	Stoneware	1	48	1	BS	Bottle	Dark brown band at one end of bottle, remainder grey	C19th	
1019	3	Stoneware	1	14	1	Rim	Bottle	Grey stoneware int & ext	C19th	Flanged rim
1019	3	Stoneware	2	12	2	BS	Hollow ware	Green stoneware	C19th	
1019	3	Stoneware	1	4	1	Rim	Jam jar	U/Dec	C19th	
1019	3	TP Pearlware	1	3	1	Recessed base	Plate	Chinese landscape int' ?Two Temples	c.1780 - c.1840	
1019	3	TP Whiteware	1	14	1	BS	Mug	Visual pun mug; Man and Ass	M - LC19th	Parallels exist on other sites
1019	3	TP Whiteware	6	130	5	Rim & BS	Plate	Asiatic Pheasants	M - LC19th	One heavily crazed & discoloured
1019	3	TP Whiteware	3	11	3	Rim & BS	Plate	Willow	M – LC19th	
1019	3	TP Whiteware	2	14	2	BS	Tureen/dish	Willow	M - LC19th	
1019	3	TP Whiteware	5	30	1	BS	?Jug	Leaf and tendril design int & ext	M – LC19th	See also base
1019	3	TP Whiteware	1	12	1	Rim	Lid	U/ID geometric design ext	M - LC19th	Flanged lid
1019	3	TP Whiteware	1	9	1	Footring base	Plate	U/ID scene with boat int	M - LC19th	
1019	3	TP Whiteware	1	1	1	Rim	Cup/bowl	Geometric border int & ext	M - LC19th	
1019	3	TP Whiteware	1	5	1	Recessed base	Mug/jar	Leaf design ext	LC19th -EC20th	
1019	3	TP Whiteware	1	2	1	Rim	Plate	Moulded rim, TP floral design int	M - LC19th	Fine moulding & print
1019	3	TP Whiteware	2	8	2	BS	U/ID	Floral design int & ext	M - LC19th	
1019	3	TP Whiteware	1	1	1	BS	Hollow ware	U/ID TP design ext	M - LC19th	
1019	3	TP Whiteware	1	19	1	Base	?Jug	Leaf and tendril design ext	M - LC19th	See also body sherds
1019	3	TP Whiteware	1	4	1	Footring base	Plate	U/ID design w/ trees int	M – LC19th	
1019	3	TP Whiteware	1	1	1	BS	Flatware	?Two Temples int	M – LC19th	Maker's mark on underside; 'SEMI

Context	C-Phase	Type	No	Wt	ENV	Part	Form	Decoration	Date range	Notes
1019	3	TP Whiteware	1	1	1	BS	U/ID	U/ID TP design int	M – LC19th	CHINA' in a simple border
1019	3	Unglazed Red Earthenware	5	390	5	BS	Hollow ware	U/Dec	C18th - C19th	Some extensively spalled
1019	3	Unglazed Red Earthenware	4	488	4	Collared rims	Jar	U/Dec	C18th - C19th	Flaked and spalled; collared rims
1019	3	Unglazed Red Earthenware	1	48	1	Clubbed rim	Jar	U/Dec	C18th – C19th	
1019	3	Unglazed Red Earthenware	1	17	1	Rim	?Dish	U/Dec	LC18th – C19th	Small clubbed rim; shallow dish; horticultural vessel
1019	3	Unglazed Red Earthenware	1	58	1	Rim	Jar	Spots of glaze in rim; ?accidental	LC18th - C19th	Flat-topped slightly everted rim
1019	3	Unglazed Red Earthenware	1	23	1	Rim	?Jar	U/Dec	C19th	Clubbed rim
1019	3	Whiteware	1	5	1	Rim	Dish	Hand painted blue stylised floral design int	M - LC19th	
1019	3	Whiteware	1	10	1	Rim	Dish	Underglaze red printed and coloured leaf design int	M - LC19th	
1019	3	Whiteware	1	16	1	Footring base	Small plate	Red printed line int	M – LC19th	
1019	3	Whiteware	1	24	1	Footring base	Small plate		M - LC19th	Scratches & striations int
1019	3	Whiteware	1	2	1	Rim	Saucer	Blue line on rim and int	M - LC19th	
1019	3	Whiteware	1	25	1	Fragment	Ball	Green painted lines and a circle ext	M - LC19th	Much larger than a knurr ball
1019	3	Whiteware	1	1	1	Rim	Saucer	Hand painted green and yellow design ext	M - LC19th	
1019	3	Whiteware	3	5	3	BS	Hollow ware	U/Dec	M - LC19th	
1019	3	Whiteware	5	50	1	Footring base	Plate	U/Dec	M - LC19th	
1019	3	Whiteware	1	4	1	Rim	Hollow ware	Fluted body, gold line below wavy rim	M - LC19th	
1019	3	Whiteware	1	2	1	Recessed base	Plate	U/Dec	M - LC19th	
1019	3	Whiteware	1	2	1	Rim	Saucer	U/Dec	M - LC19th	
1019	3	Whiteware	3	7	3	BS	Flatware	U/Dec	M - LC19th	
1019	3	Whiteware	1	22	1	BS	Flatware	U/Dec	C19th	Very heavily discoloured and crazed
1019	3	Whiteware	1	2	1	BS	Hollow ware	Thin overglaze line ext	LC19th – EC20th	
1019	3	Whiteware	1	2	1	BS	Hollow ware	U/Dec	M – LC19th	
1019	3	Whiteware	1	1	1	Ring foot base	Cup/bowl	U/Dec	M – LC19th	
1020	3	Brown Glazed Coarseware	1	146	1	BS	Hollow ware	Brown glaze int	C18th - C19th	Pitted ext; flaked int
1020	3	TP Whiteware	1	10	1	Rim	Plate	Small frag of TP design int	M - LC19th	
1020	3	Unglazed Red Earthenware	1	113	1	Collared rims	Jar	U/Dec	C18th - C19th	Collared rim w/ flat top & beaded lip
1064	3	Banded ware	1	7	1	BS	Hollow ware	Pale grey bands	C19th	
1064	3	Blue Banded ware	6	75	1	Rim & BS	Bowl	Blue lines above & below	C19th	Round not carinated

Context	C-Phase	Type	No	Wt	ENV	Part	Form	Decoration	Date range	Notes
								wide blue band ext		bowl
1064	3	Blue Banded ware	1	9	1	Rim	Bowl	Blue band below rim, blue lines on body	C19th	
1064	3	Blue Banded ware	2	28	2	BS	Bowl	Blue lines ext	C19th	
1064	3	Bone China	1	92	1	Profile	Cup	Red overglaze line around rim	LC19th – EC20th	
1064	3	Bone China	2	81	2	Ring foot base	Hollow ware	U/Dec	MC19th – EC20th	
1064	3	Bone China	9	92	9	BS	Hollow ware	U/Dec	MC19th – EC20th	
1064	3	Bone China	1	4	1	Rim & body	Miniature jug	Moulded fluting	M - LC19th	Toy vessel
1064	3	Bone China	1	2	1	Rim	Hollow ware	Relief moulded thin walled vessel	C19th	
1064	3	Bone China	1	10	1	Handle	Hollow ware	Moulded handle	M - LC19th	
1064	3	Brown Glazed Coarseware	18	2003	4	Rim & BS	Pancheon	Red-brown glaze int	C18th – C19th	Heavy rounded clubbed rim
1064	3	Brown Glazed Coarseware	1	244	1	Rim	Jar	Brown glaze int only	C18th - C19th	Flat-topped clubbed rim
1064	3	Brown Glazed Coarseware	4	355	1	BS	Pancheon	Black glaze int only	C18th - C19th	Rounded rims
1064	3	Brown Glazed Coarseware	4	94	4	BS	Pancheon	Red-brown glaze int only	C18th – C19th	
1064	3	Brown Salt Glazed Stoneware	4	232	1	Base & BS	Bowl	Double rouletted line ext; brown ext, pale grey int	MC19th – EC20th	
1064	3	Cane Coloured ware	2	11	2	BS	Hollow ware	U/Dec	C19th	
1064	3	Cane Coloured ware?	2	51	2	BS	Hollow ware	U/Dec	C19th	Not standard Cane Coloured ware
1064	3	Creamware	1	7	1	BS	Flatware	U/Dec	c.1740 – c.1820	
1064	3	Figurine	5	88	2	Fragments	Figurine	Moulded figurine	C19th	Free-standing ornament
1064	3	Object	1	57	1	Fragment	Object	Marbled finish ext	C19th	Pump or flush handle
1064	3	Stoneware	1	3	1	BS	Hollow ware	Brown iron wash ext	MC19th – EC20th	
1064	3	Stoneware	1	76	1	Recessed base	Jar	Pale grey fabric	MC19th – EC20th	
1064	3	Stoneware	2	24	2	Base	Jar	Pale grey stoneware	MC19th – EC20th	
1064	3	Stoneware	1	22	1	Rim	Jar	Grey stoneware	MC19th – EC20th	
1064	3	Stoneware	1	22	1	BS	Jam jar	Fluted body	MC19th – EC20th	
1064	3	Stoneware	2	12	2	Rim	Jam jar	Fluted body	MC19th – EC20th	
1064	3	Stoneware	1	34	1	BS	Jam jar	Fluted body; pale white/grey	MC19th – EC20th	
1064	3	Stoneware	5	77	5	BS	Jam jar	Fluted body; pale grey/white	MC19tjh – EC20th	
1064	3	Stoneware	1	43	1	Base	Jam jar	Fluted body; pale grey/white	MC19th – EC20th	
1064	3	Stoneware	2	1	2	Rim	Jam jar	Fluted body; pale grey/white	MC19th – EC20th	
1064	3	Stoneware	2	107	1	Rim & body	Jam jar	Fluted body	MC19th – EC20th	
1064	3	Stoneware	2	36	1	Base	Jam jar	Fluted body, grey finish	MC19th – EC20th	
1064	3	Stoneware	1	53	1	Base	Jam jar	Fluted body	MC19th – EC20th	Part of a W.P. Hartley stamp on underside
1064	3	Stoneware	4	31	4	BS	Jam jar	Fluted body	MC19th – EC20th	
1064	3	Stoneware	3	138	1	Rim & BS	Jam jar	Fluted body	MC19th – EC20th	

Context	C-Phase	Type	No	Wt	ENV	Part	Form	Decoration	Date range	Notes
1064	3	Stoneware	2	189	2	BS	Flagon	Rouletted line & iron wash around shoulder	MC19th – EC20th	
1064	3	Stoneware	1	55	1	Fragment	Lid	Iron wash on top	MC19th – EC20th	
1064	3	Stoneware	4	201	1	Profile	Jar	Grey-green stoneware w/ narrow iron wash around rim	MC19th – EC20th	
1064	3	Stoneware	1	78	1	Rim	Jar	Short vertical neck w/ clubbed rim	MC19th – EC20th	
1064	3	Stoneware	9	166	9	BS	Hollow ware	Grey-green stoneware	MC19th – EC20th	
1064	3	Stoneware	1	65	1	Rim	Jar	Grey-green stoneware w/ brown iron-wash band around rim	MC19th – EC20th	
1064	3	Stoneware	2	30	2	Base	Jam jar	Fluted body	MC19th – EC20th	
1064	3	Stoneware	2	73	2	Rim	Jar	Fluted body	MC19th – EC20th	
1064	3	TP Whiteware	9	196	1	Profile	Mug	Middle Eastern (?Biblical) scene ext	LC19th - EC20th	
1064	3	TP Whiteware	4	59	4	Rim & base	Plate	Asiatic Pheasants	M - LC19th	
1064	3	TP Whiteware	1	71	1	Profile	Small plate	Asiatic Pheasants	M - LC19th	Crazed & discoloured
1064	3	TP Whiteware	4	149	1	Profile	Pie dish	Asiatic Pheasants	M - LC19th	Deep pie dish; crazed & discoloured
1064	3	TP Whiteware	4	77	1	Profile	Small plate	Asiatic Pheasants; unusual brown print	M - LC19th	Quality of engraving is poor but colour is very dark
1064	3	TP Whiteware	1	12	1	Rim	Plate	Black printed scroll design on zig-zag border	M - LC19th	
1064	3	TP Whiteware	2	6	2	BS	Hollow ware	U/ID TP design ext	M - LC19th	
1064	3	TP Whiteware	1	39	1	Base	Mug	Trace of red TP design ext	MC19th – EC20th	
1064	3	Unglazed Red Earthenware	1	16	1	BS	Hollow ware	U/Dec	C18th - C19th	Lump of iron attached
1064	3	Whiteware	11	99	1	BS	Hollow ware	Moulded leaf and tendril design on a stippled background	M - LC19th	
1064	3	Whiteware	1	68	1	Ring foot base	Bowl	U/Dec	M - LC19th	
1064	3	Whiteware	3	26	3	BS	Hollow ware	U/Dec	M - LC19th	
1064	3	Whiteware	1	3	1	Handle stump	Mug	Moulded handle	M - LC19th	
1074	3	Brown Salt Glazed Stoneware	1	52	1	BS	Hollow ware	Rouletted line ext	C19th	
1074	3	Brown Salt Glazed Stoneware	1	42	1	Base	Bowl	U/Dec	C19th	
1074	3	Cane Coloured ware	1	8	1	BS	Hollow ware	U/Dec	C19th	
1074	3	Creamware	2	5	2	BS	Hollow ware	U/Dec	c.1740 - c.1820	Very pale cream colour
1074	3	Edged ware	1	3	1	Rim	Plate	Moulded edge with blue paint	c.1810 - c.1830	
1074	3	Mocha ware	1	31	1	Rim	Bowl	Pale blue Mocha design on a white slip band	C19th	Cane coloured body
1074	3	Mocha ware	1	10	1	BS	Hollow ware	Blue Mocha tree ext	C19th	Heavily abraded and

Context	C-Phase	Type	No	Wt	ENV	Part	Form	Decoration	Date range	Notes
										flaked
1074	3	Unglazed Red Earthenware	5	102	4	BS	U/ID	U/Dec	C19th	Flaked
1089	3	Bone China	1	1	1	Rim	Cup/bowl	U/Dec	C19th	
1089	3	Brown Glazed Coarseware	1	14	1	Base	Pancheon	Brown glaze int	C18th - C19th	
1089	3	Brown Glazed Coarseware	1	20	1	BS	Pancheon	Brown glaze int	C18th - C19th	
1089	3	Creamware	5	10	1	Flat base	Dish	U/Dec	c.1740 - c.1820	Flat base
1089	3	TP Whiteware	1	2	1	BS	Hollow ware	Fibre/Sea Grass design	M - LC19th	
1091	3	Blue Banded ware	3	32	1	Rim	Bowl	Blue bands & lines ext	C19th	Flaked & shattered
1091	3	Blue Banded ware	1	14	1	Rim	Bowl	Blue bands and lines ext	C19th	
1091	3	Blue Banded ware	1	3	1	Rim	Bowl	Blue band ext	C19th	
1091	3	Blue Banded ware	1	3	1	Recessed base	Hollow ware	Part of blue band above base	C19th	
1091	3	Blue Banded ware	1	4	1	BS	Carinated bowl	Blue band ext	C19th	
1091	3	Blue Banded ware	1	6	1	BS	Bowl	Blue bands & lines ext	C19th	
1091	3	Bone China	1	8	1	Rim	Small plate	Blue sprigged motifs int	C19th	
1091	3	Bone China	1	5	1	Rim	Plate	Lustre red line around rim	LC19th - EC20th	
1091	3	Bone China	1	11	1	Ring foot base	U/ID	Low relief moulded grid pattern int	M - LC19th	
1091	3	Brown Glazed Coarseware	12	807	7	Rim & BS	Pancheon	Brown glaze int only	C18th - C19th	Collared, clubbed rim
1091	3	Brown Glazed Coarseware	4	525	1	Rim	Pancheon	Brown glaze int	C18th - C19th	Folded diamond profile rim, fractured along join
1091	3	Brown Glazed Coarseware	2	291	2	Rim	Pancheon	Brown glaze int	C18th - C19th	Angular, square-sectioned rim
1091	3	Brown Glazed Coarseware	4	592	4	Rim	Pancheon	Brown glaze int only	C18th - C19th	Sharply everted rectangular-section rims
1091	3	Brown Glazed Coarseware	3	126	3	Base	Pancheon	Brown glaze int only	C18th - C19th	Slight use-wear on underside
1091	3	Brown Glazed Coarseware	3	223	1	Base	Pancheon	Brown glaze int	C18th - C19th	Use wear on underside
1091	3	Brown Glazed Coarseware	1	503	1	Base	Pancheon	Brown glaze int	C18th - C19th	Use wear on underside
1091	3	Brown Glazed Coarseware	9	315	9	BS	Pancheon	Brown glaze int	C18th - C19th	Flaked internally
1091	3	Brown Glazed Coarseware	16	1078	16	BS	Pancheon	Brown glaze int	C18th - C19th	
1091	3	Brown Glazed Coarseware	8	91	8	BS	Pancheon	Brown glaze int	C18th - C19th	Flaked sherds; one surface missing
1091	3	Brown Glazed Coarseware	1	100	1	BS	Pancheon	Brown glaze int	C18th - C19th	Knife trimmed ext
1091	3	Brown Glazed Coarseware	2	49	1	BS	Jar	Brown glaze ext	C18th - C19th	
1091	3	Brown Salt Glazed Stoneware	5	501	3	Base	Bowl	Ridge on body; footed base	LC18th - C19th	Large lump of iron attached int
1091	3	Brown Salt Glazed Stoneware	4	253	1	Base	Bowl	Two parallel incised lines ext	LC18th - C19th	
1091	3	Brown Salt Glazed Stoneware	3	67	3	Base	Bowl	U/Dec	LC18th - C19th	
1091	3	Brown Salt Glazed Stoneware	2	70	1	Base	Bowl	Double incised line ext	LC18th - C19th	

Context	C-Phase	Type	No	Wt	ENV	Part	Form	Decoration	Date range	Notes
1091	3	Brown Salt Glazed Stoneware	2	131	1	Rim	Dish/bowl	Rouletted patterns ext	LC18th - C19th	Sharply everted flat topped rim
1091	3	Brown Salt Glazed Stoneware	4	75	2	Rim	Jar	U/Dec	C19th	Clubbed rim on short neck
1091	3	Brown Salt Glazed Stoneware	3	66	1	Rim	Bowl	Incised lines ext	C19th	Small slightly everted clubbed rim
1091	3	Brown Salt Glazed Stoneware	2	29	1	Rim	Bowl	U/Dec	C19th	Clubbed rim
1091	3	Brown Salt Glazed Stoneware	2	59	1	BS	Hollow ware	Stamped and rouletted decoration ext	C19th	
1091	3	Brown Salt Glazed Stoneware	4	94	4	BS	Hollow ware	Stamped star designs and rouletted lines ext	C19th	Probably two vessels
1091	3	Brown Salt Glazed Stoneware	1	29	1	BS	Jar	Rouletted line ext	C19th	
1091	3	Brown Salt Glazed Stoneware	1	23	1	BS	Hollow ware	U/Dec	C19th	
1091	3	Brown Salt Glazed Stoneware	5	126	1	Rim, handle & BS	Jug/jar	Low relief rouletted lines on body & neck	C19th	Vertical neck/rim on shouldered body
1091	3	Brown Salt Glazed Stoneware	1	9	1	Handle stump & BS	Mug/tankard	Ridge on body; folded handle stump	C18th	
1091	3	Brown Salt Glazed Stoneware	8	62	7	BS	Hollow ware	U/Dec	C18th	
1091	3	Brown Salt Glazed Stoneware	3	11	3	BS/Shoulder	Jar	U/Dec	LC18th – C19th	
1091	3	Cane Coloured ware	2	74	1	Rim	Bowl	Raised blobs on everted rim	C19th	
1091	3	Cane Coloured ware	1	95	1	Ring foot base	Hollow ware	U/Dec	C19th	Rounded ring foot base
1091	3	Cane Coloured ware	2	61	1	Ring foot base	Hollow ware	U/Dec	C19th	Rounded ring foot base
1091	3	Cane Coloured ware	1	23	1	Ring foot base	Hollow ware	U/Dec	C19th	Rounded ring foot base
1091	3	Cane Coloured ware	1	3	1	Ring foot base	Hollow ware	U/Dec	C19th	Rounded ring foot base
1091	3	Cane Coloured ware	2	12	2	Splayed base	Hollow ware	U/Dec	C19th	
1091	3	Cane Coloured ware	6	48	6	BS	Carinated bowl	U/Dec	C19th	
1091	3	Cane Coloured ware	6	33	6	BS	Hollow ware	U/Dec	C19th	
1091	3	Cane Coloured ware	3	46	3	Rim	Pie dish	U/Dec	C19th	
1091	3	Cane Coloured ware	1	14	1	BS	?Bowl	U/Dec	C19th	Heavily crazed & discoloured
1091	3	Cane Coloured ware	2	2	2	Flakes	U/ID	U/Dec	C19th	
1091	3	Colour Glazed ware	3	24	2	Rim	Hollow ware	Relief moulded grape and vine leaf pattern; cane coloured glaze ext w/ brown rim	C19th	Probably a jug
1091	3	Colour Glazed ware	1	10	1	BS	Hollow ware	Brown mottled glaze int & ext	C19th	
1091	3	Colour Glazed ware	1	1	1	BS	Hollow ware	Relief moulded with yellowish glaze int & ext	C19th	
1091	3	Edged ware	3	113	1	Rim & body	Pie dish	Moulded 'Grass' pattern edge	c.1810 - c.1830	Crazed and discoloured

Context	C-Phase	Type	No	Wt	ENV	Part	Form	Decoration	Date range	Notes
1091	3	Edged ware	4	26	3	Rim	Plate	with blue paint One moulded, all with blue paint	c.1810 - c.1830	
1091	3	Edged ware	1	6	1	Rim	Hollow ware	Blue feather-edge paint, no moulding	EC19th	Possibly a jug
1091	3	Late Blackware type	1	41	1	Base	Jar	Brown glaze int	C18th - C19th	Thin walled jar; Late Blackware/Brown Glazed Fineware
1091	3	Late Blackware type	2	52	2	BS	Hollow ware	Brown glaze int & partially ext	C18th – C19th	
1091	3	Mocha ware	3	48	2	Rim & BS	Jug	Blue Mocha trees on a white slip band w/ blue lines above & below	C19th	Short vertical rim on a sloping-shouldered body
1091	3	Mocha ware	3	41	1	Rim & body	Carinated bowl	Black mocha trees on a red-brown slip band	C19th	Unusual combination of colours
1091	3	Mocha ware	5	53	3	Rim & BS	?Bowl	Blue Mocha trees on a wide white slip band	C19th	Probably one vessel
1091	3	Mocha ware	4	22	3	Rim	Bowl	Blue Mocha trees on a wide white slip band	C19th	Probably one vessel
1091	3	Mocha ware	2	16	1	Rim	Bowl	Dark blue Mocha tree on a wide white slip band	C19th	Glaze crazed & partially flaked
1091	3	Mocha ware	1	4	1	Rim	Bowl	Light blue Mocha tree on white slip	C19th	
1091	3	Mocha ware	1	5	1	BS	Hollow ware	Blue Mocha tree on white slip ext	C19th	
1091	3	Mocha ware	1	20	1	BS	Carinated bowl	Blue Mocha tree on a wide white slip band	C19th	
1091	3	Mocha ware	1	9	1	BS/Spout	Jug	Blue Mocha tree on a white slip band & a thin brown line	C19th	
1091	3	Mocha ware	1	2	1	Rim	Bowl	Blue Mocha tree on a white slip band	C19th	
1091	3	Slip Banded CC ware	1	30	1	Rim	Bowl	White slip band ext w/ a thin brown line	C19th	
1091	3	Slip Banded CC ware	1	14	1	BS	Carinated bowl	White slip band on body	C19th	
1091	3	Slip Banded CC ware	4	18	4	Rim	Hollow ware	Thin white slip lines ext	C19th	
1091	3	Slip Banded CC ware	1	18	1	Rim	Jug/jar	Thin white slip lines ext	C19th	Short vertical rim w/ three thin white lines on sloping shoulder
1091	3	Slip Banded CC ware	1	6	1	Rim & spout	Jug	Thin white slip lines ext	C19th	
1091	3	Slip Banded CC ware	1	62	1	Splayed base	Hollow ware	Thin white slip lines ext	C19th	
1091	3	Slip Banded CC ware	2	17	2	BS	Hollow ware	Thin blue and white slip lines ext	C19th	
1091	3	Slip Banded CC ware	4	27	3	Rim	Bowl	Plain rim w/ thin white slip lines below rim ext	C19th	
1091	3	Slip Banded CC ware	12	58	10	BS	Hollow ware	Thin white slip lines ext	C19th	
1091	3	Slip Banded CC ware	2	8	2	BS & spout	Jug	Thin white slip lines ext	C19th	

Context	C-Phase	Type	No	Wt	ENV	Part	Form	Decoration	Date range	Notes
1091	3	Slip Banded CC ware	1	7	1	BS	Carinated bowl	Thin white slip lines ext	C19th	Flaked & spalled
1091	3	Slip Banded CC ware	1	4	1	BS	Hollow ware	White slip band ext	C19th	
1091	3	Sponged ware	2	33	2	Rim & BS	Saucer	Blue sponging int	c.1830+	
1091	3	Sponged ware	3	9	3	Rim & BS	Plate/saucer	Blue sponging int	c.1830+	
1091	3	Sponged ware	1	5	1	Rim	Flatware	Blue sponging int	c.1830+	
1091	3	Sponged ware	1	6	1	Rim	Lid	Blue sponging on top	c.1830+	
1091	3	Stoneware	2	98	1	Base	Hollow ware	U/Dec	C19th	Misfired green glaze ext
1091	3	Stoneware	5	78	5	BS	Bottle	Green finish int & ext	C19th	
1091	3	TP Bone China	2	21	2	Rim	Dish/bowl	Two Temples	C19th	Probably one vessel
1091	3	TP Bone China	1	5	1	Ring foot base	Bowl	Two Temples	C19th	
1091	3	TP Bone China	1	3	1	Base	Flatware	Two Temples	C19th	
1091	3	TP Whiteware	7	127	3	Rim	Plate	U/ID design with floral border	M - LC19th	Crazed and discoloured; could be TP Pearlware
1091	3	TP Whiteware	5	43	1	Rim	Jug	Stylised leaf scroll pattern int & ext	M - LC19th	
1091	3	TP Whiteware	1	2	1	Rim	Hollow ware	Two Temples	M - LC19th	
1091	3	TP Whiteware	4	34	1	Handle	Hollow ware	Red printed floral design on handle	M - LC19th	
1091	3	TP Whiteware	9	21	9	BS	Hollow ware	Red printed rural/cottage design ext	M - LC19th	
1091	3	TP Whiteware	1	75	1	Splayed pedestal base	Hollow ware	Blue printed design around splayed foot	M - LC19th	
1091	3	TP Whiteware	2	7	2	Rim	Saucer	Two Temples	M - LC19th	
1091	3	TP Whiteware	1	9	1	BS	Cup/bowl	Small section of design ext; floral element	M - LC19th	
1091	3	TP Whiteware	1	6	1	Ring foot base	Dish/bowl	U/ID TP design int	M - LC19th	
1091	3	TP Whiteware	2	12	2	BS	Hollow ware	U/ID rural scene ext	M - LC19th	
1091	3	TP Whiteware	1	5	1	Spout	Jug	Flow Blue	c.1840+	
1091	3	TP Whiteware	1	14	1	Base	Flatware	Rural scene w/ female figure int	M - LC19th	Impressed circle on underside
1091	3	TP Whiteware	1	9	1	Rim	Plate	U/ID TP design (flaked int)	M - LC19th	Flaked & spalled int
1091	3	TP Whiteware	1	5	1	BS	?Dish	U/ID angular linear design int	M - LC19th	
1091	3	TP Whiteware	4	30	4	BS	Hollow ware	Various U/ID TP designs ext	M - LC19th	Crazed and discoloured
1091	3	TP Whiteware	3	8	3	BS	Flatware	Various U/ID TP designs int	M - LC19th	
1091	3	TP Whiteware	5	41	1	Rim & base	Server/carver	Willow	M - LC19th	
1091	3	TP Whiteware	1	33	1	Flat base	Server/carver	Willow	M - LC19th	
1091	3	TP Whiteware	2	28	1	Flat base	Server/carver	Willow	M - LC19th	
1091	3	TP Whiteware	3	21	2	Double footring base	Plate	Willow	M - LC19th	
1091	3	TP Whiteware	1	20	1	Base	Server/carver	Willow	M - LC19th	
1091	3	TP Whiteware	1	9	1	Footring base	Plate	Willow	M - LC19th	

Context	C-Phase	Type	No	Wt	ENV	Part	Form	Decoration	Date range	Notes
1091	3	TP Whiteware	3	25	3	Rim	Plate	Willow	M – LC19th	
1091	3	TP Whiteware	4	35	4	Base	Flatware	Willow	M – LC19th	
1091	3	TP Whiteware	1	6	1	Flat base	Plate	Willow	M – LC19th	
1091	3	TP Whiteware	5	4	5	BS/Flake	Flatware	Willow	M – LC19th	
1091	3	Unglazed Red Earthenware	3	373	3	Rim	Jar	U/Dec	C18th - C19th	Collared rim; chipped & abraded
1091	3	Unglazed Red Earthenware	2	14	1	Rim	?Flowerpot	U/Dec	C18th - C19th	Clubbed rim
1091	3	Unglazed Red Earthenware	15	615	15	BS	Hollow ware	U/Dec	C18th - C19th	Some sherds sooted int; chipped & abraded
1091	3	Unglazed Red Earthenware	1	48	1	Base	Hollow ware	U/Dec	C18th - C19th	Chipped & flaked
1091	3	Unglazed Red Earthenware	2	86	2	Base	Flowerpot	U/Dec	C18th - C19th	
1091	3	Whiteware	2	42	1	Flat base	Pie dish	U/Dec	M – LC19th	
1091	3	Whiteware	2	37	1	Flat base	Pie dish	U/Dec	C19th	Crazed & discoloured; could be part of Edged ware pie dish
1091	3	Whiteware	1	4	1	BS	Flatware	U/Dec	M - LC19th	Possible pot disc
1091	3	Whiteware	5	92	1	Profile	Small plate	Relief moulded int	MC19th - EC20th	Stamped 'IRONSTONE CHINA' on underside; crazed & discoloured
1091	3	Whiteware	7	103	2	Profile	Plate	Relief moulded int	MC19th - EC20th	Thick saucer, matches plate; crazed
1091	3	Whiteware	1	6	1	Rim	Flatware	Relief moulded design on rim	M - LC19th	
1091	3	Whiteware	1	2	1	Footring base	Flatware	U/Dec	M - LC19th	
1091	3	Whiteware	4	18	4	BS	Flatware	U/Dec	M - LC19th	Two crazed and discoloured
1091	3	Whiteware	1	3	1	BS	Hollow ware	U/Dec	M - LC19th	
1091	3	Whiteware	1	7	1	Rim	Hollow ware	U/Dec	M - LC19th	Everted rim
1091	3	Whiteware	1	7	1	Rim	Hollow ware	U/Dec	M - LC19th	Small beaded rims
1091	3	Whiteware	2	23	2	Fragments	Figurine	Press moulded figurine	LC18th - C19th	
1091	3	Whiteware	2	23	2	Profile	Saucer/plate	Moulded int with green line around rim int	LC19th - EC20th	
1091	3	Whiteware	1	8	1	Footring base	Saucer/plate	U/Dec	M – LC19th	
1091	3	Whiteware	4	9	4	BS/Flakes	U/ID	U/Dec	M – LC19th	
1097	3	Brown Glazed Coarseware	1	79	1	Rim	Pancheon	Brown glaze int only	C18th – C19th	Flake ext; fired inverted
1097	3	Brown Glazed Coarseware	1	131	1	Rim	Pancheon	Brown glaze int only	C18th – C19th	Wide everted rim w/ shallow groove ext
1097	3	Brown Glazed Coarseware	4	176	3	BS	Pancheon	Brown glaze int	C18th - C19th	
1097	3	Brown Glazed Coarseware	1	110	1	Rim	Pancheon	Brown glaze int	C18th - C19th	Heavy diamond-shaped rim
1097	3	Brown Glazed Coarseware	1	32	1	Rim	Bowl	Brown glaze int & on underside of rim	C18th – C19th	Wide rim w/ slightly clubbed lip
1097	3	Brown Salt Glazed	1	2	1	Rim	Hollow ware	Incised lines ext	C19th	

Context	C-Phase	Type	No	Wt	ENV	Part	Form	Decoration	Date range	Notes
		Stoneware								
1097	3	Cane Coloured ware	2	12	2	BS	Carinated bowl	U/Dec	C19th	Crazed and discoloured
1097	3	Cane Coloured ware	1	8	1	Recessed base	Hollow ware	U/Dec	C19th	Beaded base, crazed and discoloured
1097	3	Edged ware	1	42	1	Profile	Pie dish	Moulded 'Grass' pattern rim with blue paint	c.1810 - c.1830	Crazed and discoloured
1097	3	Edged ware	1	15	1	Rim	Plate	Blue feather edged painted rim, no moulding	E – MC19th	Crazed and discoloured
1097	3	Mocha ware	3	26	3	Rim & BS	Bowl	Blue mocha trees on a white slip band	C19th	Crazed and discoloured
1097	3	Slip Banded CC ware	1	6	1	BS	Hollow ware	Thin white slip lines ext	C19th	Crazed & discoloured
1097	3	Slip Banded CC ware	1	8	1	BS	Bowl	Broad white slip band ext	C19th	Crazed & discoloured
1097	3	Slip Banded CC ware	2	23	1	Rim & body	Carinated bowl	Wide slip band below rim	C19th	Crazed and discoloured
1097	3	Slip Banded CC ware	1	10	1	Rim	Bowl	Narrow blue band & thin white slip lines ext	C19th	Crazed
1097	3	Slip Banded CC ware	2	18	1	BS	Hollow ware	Thin white slip line and part of brown band ext	C19th	Flaked, crazed and discoloured
1097	3	Slip Banded CC ware	2	24	1	Rim	Bowl	Thin white slip lines below rim	C19th	
1097	3	Sponged ware	1	3	1	Rim	Hollow ware	Blue sponging int & next	c.1840+	Crazed and discoloured
1097	3	Sponged ware	1	2	1	BS	Dish/saucer	Blue sponging int	c.1840+	Crazed and discoloured
1097	3	Stoneware	1	2	1	BS	Hollow ware	Green stoneware	C19th	
1097	3	TP Whiteware	1	12	1	Rim	Plate	Willow	M – LC19th	Crazed & discoloured
1097	3	TP Whiteware	1	19	1	Rim	Server/carver	Willow	M - LC19th	Crazed and discoloured
1097	3	TP Whiteware	2	16	1	Rim	Flatware	Willow; maker's mark; 'Staffordshire Stone China'; u/id maker	M - LC19th	Crazed, flaked and discoloured
1097	3	TP Whiteware	1	18	1	Rim	Server/carver	?Albion	M - LC19th	Crazed and discoloured
1097	3	TP Whiteware	1	6	1	BS	Hollow ware	U/ID TP design ext	M - LC19th	Discoloured
1097	3	TP Whiteware	1	6	1	BS	Hollow ware	U/ID purple TP design ext with figure of a woman	M - LC19th	Discoloured
1097	3	TP Whiteware	1	2	1	Rim	Flatware	TP tendril design int	M - LC19th	Crazed and discoloured
1097	3	TP Whiteware	1	4	1	BS	Flatware	Black printed figurative design possibly linked with Emancipation movement	M - LC19th	Discoloured, ?Pearlware
1097	3	TP Whiteware	2	7	2	Rim & BS	Plate	Two Temples	M - LC19th	Discoloured
1097	3	Unglazed Red Earthenware	2	24	2	BS	Hollow ware	U/Dec	C18th - C19th	
1097	3	Whiteware	2	11	2	Footring base	Plate	U/Dec	M - LC19th	Flaked & discoloured
1097	3	Whiteware?	1	7	1	BS	Hollow ware	U/Dec	M - LC19th	Crazed and discoloured
1101	3	Banded Whiteware	1	11	1	Rim	Plate	Green line around the edge of the plate	LC19th – EC20th	
1101	3	Blue Banded ware	1	2	1	BS	Hollow ware	Blue bands with diffuse edges	C19th	

Context	C-Phase	Type	No	Wt	ENV	Part	Form	Decoration	Date range	Notes
1101	3	Blue Banded ware	1	1	1	BS	Hollow ware	Rilled band with blue paint ext	C19th	
1101	3	Brown Glazed Coarseware	1	249	1	Rim	Large jar	Brown glaze int only	C18th - C19th	Collared rim
1101	3	Brown Glazed Coarseware	1	80	1	Rim	Pancheon	Brown glaze int	C18th - C19th	Sharply everted rim w/ oval profile
1101	3	Brown Glazed Coarseware	7	110	7	BS	Pancheon	Brown glaze int	C18th - C19th	
1101	3	Brown Glazed Coarseware	1	6	1	Base	Flake	Traces of brown glaze ext	C18th - C19th	
1101	3	Brown Glazed Fineware	1	5	1	Rim	Hollow ware	Brown glaze int & ext	C18th - C19th	
1101	3	Brown Salt Glazed Stoneware	1	11	1	BS	Hollow ware	Green int & ext	C19tjh	Concretion int & ext
1101	3	Brown Salt Glazed Stoneware	1	6	1	Rim	Bowl	U/Dec	C19th	Sharply everted rim
1101	3	Brown Salt Glazed Stoneware	1	20	1	Rim	Bowl	Square rouletted lines ext	C19th	Clubbed rim
1101	3	Brown Salt Glazed Stoneware	1	5	1	BS	Hollow ware	Stamped wheel/star motifs ext	C19th	
1101	3	Brown Salt Glazed Stoneware	4	26	4	BS	Hollow ware	U/Dec	C19th	
1101	3	Brown Salt Glazed Stoneware	2	24	2	Base	Bowl	U/Dec	C19th	
1101	3	Cane Coloured ware	1	5	1	Rim	Jug	U/Dec	C19th	
1101	3	Cane Coloured ware	2	33	1	Base	Hollow ware	U/Dec	C19th	Splayed ring foot base
1101	3	Creamware	1	8	1	BS	Hollow ware	Chips of colour ext, resembling encrusted ware but smooth	c.1740 – c.1820	
1101	3	Creamware?	4	10	4	BS	Various	U/Dec	c.1740 – c.1820?	
1101	3	Pearlware	2	12	1	Rim	Bowl	Hand painted brown, orange and green leaf and flower motif ext	c.1780 - c.1840	
1101	3	Pearlware	2	5	2	BS	Flatware	U/Dec	c.1780 - c.1840	Footring base
1101	3	Pearlware	3	4	3	Rim & BS	Hollow ware	U/Dec	c.1780 – c.1840	
1101	3	Pearlware?	1	6	1	BS	Shouldered jar	U/Dec	c.1780 - c.1840	
1101	3	Pearlware?	1	4	1	BS	Flatware	U/Dec	c.1780 - c.1840	
1101	3	Slip Banded CC ware	1	7	1	Rim	Bowl	Thin white slip lines below rim	C19th	
1101	3	Slip Banded ware	2	8	1	BS	Hollow ware	Brown slip band with incised cream lines ext	C18th - EC19th	
1101	3	Sponge Printed ware	1	2	1	Rim	Flatware	Blue printed flower motif and blue lines around the rim int	c.1840+	
1101	3	Sponged ware	2	13	1	Rim	Saucer	Blue sponging int	c.1830+	
1101	3	Sponged ware	1	2	1	BS	Hollow ware	Blue sponging ext	c.1830+	
1101	3	Stoneware	6	46	6	BS	Hollow ware	Green int & ext	C19th	
1101	3	TP Pearlware	1	1	1	Rim	Hollow ware	U/ID Chinese landscape ext;	c.1780 - c.1840	

Context	C-Phase	Type	No	Wt	ENV	Part	Form	Decoration	Date range	Notes
1101	3	TP Whiteware	2	22	2	Base	Flatware	border int Willow	M - LC19th	
1101	3	TP Whiteware	1	9	1	Handle	Mug/jug	Floral design on ext spine of handle	M - LC19th	
1101	3	TP Whiteware	2	29	1	Splayed base	Hollow ware	Floral frieze around ext edge of splayed foot	M - LC19th	
1101	3	TP Whiteware	2	8	1	BS	Carinated vessel	Purple TP rural design ext	M - LC19th	
1101	3	TP Whiteware	1	2	1	Handle	Mug/jug	U/ID stippled / dendritic design on spine of handle	M - LC19th	
1101	3	TP Whiteware	3	4	3	BS	Hollow ware	Various designs, U/ID	M - LC19th	
1101	3	TP Whiteware	1	8	1	Footring base	Flatware	Grey-blue leaf design int	M - LC19th	
1101	3	TP Whiteware	1	19	1	Rim	Large plate	TP tendril/grass pattern on rim	M - LC19th	
1101	3	TP Whiteware	1	19	1	Rim	Plate	Leaf design int	M - LC19th	Discoloured
1101	3	Unglazed Red Earthenware	3	93	3	BS	BS/Flake	U/Dec	C18th - C19th	Some may be Brown Glazed Coarseware with surfaces removed
1101	3	Whiteware	1	4	1	BS	Flatware	Hand painted stylised floral design int	C19th	
1101	3	Whiteware	3	12	3	BS	Flatware	U/Dec	M - LC19th	
1101	3	Whiteware	1	3	1	Recessed base	Jar	U/Dec	M - LC19th	
1101	3	Whiteware	3	8	3	Rim	Hollow ware	U/Dec	M - LC19th	
1101	3	Whiteware	3	14	3	BS	Various	U/Dec	M - LC19th	
1106	3	Bone China	1	2	1	BS	Hollow ware	Printed letter 'A' on one side	M - LC19th	
1106	3	Pearlware	1	3	1	BS	Flatware	U/Dec	c.1780 - c.1840	
1106	3	TP Whiteware	12	453	1	Rim, base & BS	Bowl	Asiatic Pheasants	M - LC19th	Part of jug and bowl set
1106	3	TP Whiteware	1	7	1	Rim	Hollow ware	Fluted body with u/id TP design ext	LC19th - EC20th	
1106	3	TP Whiteware	1	4	1	Rim	Plate	Asiatic Pheasants	M - LC19th	
1106	3	TP Whiteware	1	16	1	BS	Hollow ware	Small part of red painted design with the word 'GAIETY ...'	M - LC19th	
1106	3	TP Whiteware	2	12	1	Rim	Flatware	Blue-green leaf pattern ext	MC19th - EC20th	
1106	3	TP Whiteware	1	11	1	BS	Hollow ware	Brown printed leaf pattern ext	M - LC19th	Crazed and discoloured
1106	3	Whiteware	2	3	1	Rim	Plate	Three thin blue lines around ext of rim	LC19th - EC20th	
1106	3	Whiteware	1	2	1	BS	Hollow ware	Relief moulded pattern w/ stippling ext	M - LC19th	
1106	3	Whiteware	1	2	1	BS	Hollow ware	U/Dec	M - LC19th	
1072	4	Brown Glazed Coarseware	7	191	7	BS	Pancheon	Brown glaze int	C18th - C19th	
1072	4	Brown Glazed Coarseware	1	144	1	Base	Pancheon	Brown glaze int only	C18th - C19th	
1072	4	Brown Salt Glazed	1	63	1	Base	Hamilton bottle	Dark brown ext; green int	LC18th - 1845	Hamilton bottle; Askey

Context	C-Phase	Type	No	Wt	ENV	Part	Form	Decoration	Date range	Notes
		Stoneware								1998;114
1072	4	Brown Salt Glazed Stoneware	2	14	2	BS	Hollow ware	U/Dec	C19th	
1072	4	Brown Salt Glazed Stoneware	1	88	1	Lid-seated rim	Jar	Rilled shoulder & rouletted designs on shoulder/body	C19th	Shouldered jar; pickle jar or stewpot
1072	4	Brown Salt Glazed Stoneware	1	5	1	BS	Hollow ware	Stamped star motifs ext	C19th	Brown ext, pale green int
1072	4	Brown Salt Glazed Stoneware	1	21	1	BS	Bottle	U/Dec	C19th	?Part of the Hamilton bottle
1072	4	Cane Coloured ware	1	66	1	Ring foot base	Bowl	U/Dec	C19th	Crazed & discoloured
1072	4	Cane Coloured ware	1	10	1	Rim	Pie dish	U/Dec	C19th	
1072	4	Cane Coloured ware	1	11	1	Ring foot base	Bowl	U/Dec	C19th	Flaked
1072	4	Slip Banded CC ware	1	8	1	Rim	Bowl	Multiple thin white slip lines ext below rim	C19th	
1072	4	Stoneware	2	29	2	BS	Hollow ware	Green finish int & ext	C19th	
1072	4	TP Whiteware	2	24	2	Footring base & BS	Plate	Asiatic Pheasants	M - LC19th	
1072	4	TP Whiteware	1	21	1	Flat base	Dish/server	Willow	M - LC19th	
1072	4	TP Whiteware	1	11	1	Rim	Plate	Rim decoration includes cartouches w/ oriental scenes int	M - LC19th	
1072	4	TP Whiteware	1	5	1	Rim	Plate	Ribbon/scroll frieze around rim	LC19th – EC20th	
1072	4	Unglazed Red Earthenware	2	46	2	BS	Hollow ware	U/Dec	C18th - C19th	
1072	4	Unglazed Red Earthenware	1	39	1	Handle	Jar	U/Dec	C18th - C19th	Lateral lug handle, broken at join
1072	4	Whiteware	1	6	1	BS	Hollow ware	U/Dec	M - LC19th	Possibly part of a bowl
1072	4	Whiteware	1	5	1	BS	Plate	U/Dec	M – LC19th	
1081	4	Bone China	2	9	1	Rim	Ornament	Small decorative jug or similar	M - LC19th	Decorative or souvenir vessel
1081	4	Brown Salt Glazed Stoneware	2	14	1	BS	Hollow ware	U/Dec	C19th	
1081	4	TP Whiteware	3	7	2	Rim	Plate	Willow	M - LC19th	
1081	4	TP Whiteware	1	6	1	Footring base	Plate	Willow	M - LC19th	
1083	4	Blue Banded ware	2	7	1	Rim & BS	Bowl	Blue lines and bands ext	C19th	
1083	4	Blue Banded ware	1	12	1	BS	Hollow ware	Broad blue band ext above moulded line	C19th	
1083	4	Cane Coloured ware	1	5	1	BS	Hollow ware	U/Dec	C19th	
1083	4	Stoneware	9	369	1	Base	Jam jar	U/Dec	C19th	Buff stoneware
1083	4	Stoneware	1	148	1	Complete	Lid	Buff-greenish stoneware	C19th	
1083	4	Stoneware	1	96	1	Base	Jam jar	Printed label; Keiller Marmalade	C19th	Stamped Maling on underside
1083	4	TP Whiteware	3	69	1	Profile	Small plate	Asiatic Pheasants	M - LC19th	Very heavily crazed and discoloured; differentially so between

Context	C-Phase	Type	No	Wt	ENV	Part	Form	Decoration	Date range	Notes
										sherds
1083	4	TP Whiteware	1	5	1	Rim	Plate	Asiatic Pheasants	M - LC19th	
1083	4	TP Whiteware	9	156	1	Footring base	Plate	Rather crude floral design int	M - LC19th	Printed design name 'JAPAN' on underside
1083	4	TP Whiteware	2	24	2	Rim	Hollow ware	Fluted body with TP Chinese landscape ext	M - LC19th	
1083	4	TP Whiteware	1	3	1	Rim	Plate	Asiatic Pheasants	M - LC19th	Thick plate/server
1083	4	TP Whiteware	2	9	2	Footring base	Plate	Asiatic Pheasants	M - LC19th	
1083	4	Whiteware	2	8	2	BS	Hollow ware	U/Dec	M - LC19th	
1083	4	Whiteware	1	2	1	BS	Plate	?Asiatic Pheasants	M - LC19th	
1109	4	TP Whiteware	1	3	1	Rim	Plate	Wild Rose	M - LC19th	
1034	5	TP Whiteware	4	647	1	Complete	Plate	Geometric with Greek Key border; pattern name ANTIQUE on underside	1860 - 64	Maker WC & Co; Wood Challinor & Co, Tunstall Staffs.
1034	5	TP Whiteware	3	90	1	Profile	Plate	Grass and leaf pattern int	MC19th - EC20th	Blurred print
1034	5	TP Whiteware	1	15	1	Rim	Plate	Asiatic Pheasants	M - LC19th	Crazed & discoloured
1034	5	TP Whiteware	1	1	1	BS	Hollow ware	U/ID design	M - LC19th	
1045	5	Bone China	1	11	1	Rim	Hollow ware	Overglaze printed floral motifs ext	LC19th - EC20th	
1045	5	Brown Salt Glazed Stoneware	1	17	1	BS	Hollow ware	Incised lines ext	C18th - C19th	Lump of iron attached
1027	Unphased	Clay marble	1	4	1	Complete	Marble	Unglazed clay marble	C19th	
2007	4	Blue Banded ware	5	51	3	Rim & BS	Bowl	Blue band below rim and blue lines on body	C19th	
2007	4	Bone China	1	3	1	BS	Hollow ware	Overglaze blue floral design	LC19th - EC20th	
2007	4	Brown Salt Glazed Stoneware	1	23	1	Rim	Lid	U/Dec	C19th	
2007	4	Brown Salt Glazed Stoneware	1	19	1	BS	Hollow ware	U/Dec	C19th	
2007	4	Cane Coloured ware	2	13	1	Rim	Bowl	Moulded rim	C19th	
2007	4	Cane Coloured ware	3	25	3	BS	Hollow ware	U/Dec	C19th	
2007	4	Edged ware	9	88	6	Rim & BS	Plate	Blue feather edged painted rim, no moulding	M - LC19th	Late Edged ware; probably one vessel
2007	4	Fine Redware	8	64	1	Lid	Teapot	Brown glaze on a bright red body	C19th	A coarser body than is normal for teapots
2007	4	Knurr ball	1	7	1	Fragment	Knurr ball	U/Dec	LC18th - EC19th	
2007	4	Relief Banded ware	1	7	1	BS	Hollow ware	Relief banding ext	C19th	
2007	4	Sponge Printed ware	5	45	2	Rim	Saucer	Sponge printed cog-like designs inside rim	c.1840+	Probably one vessel; crazed & discoloured
2007	4	Sponge Printed ware	3	12	2	Rim	Saucer	Sponge printed cog-like designs inside rim	c.1840+	Probably one vessel
2007	4	Sponge Printed ware	5	34	1	Rim	Saucer	Sponge printed holly leaf and berry style designs int.	c.1840+	

Context	C-Phase	Type	No	Wt	ENV	Part	Form	Decoration	Date range	Notes
2007	4	Sponged ware	2	7	1	BS	Hollow ware	Blue sponged ext	c.1830+	
2007	4	Stoneware	1	33	1	BS	Bottle	Green stoneware	C19th	
2007	4	TP Whiteware	1	8	1	BS	Hollow ware	Printed design with words 'THE RUINS OF MA...'	M - LC19th	Souvenir vessel
2007	4	TP Whiteware	2	16	1	Rim	Hollow ware	Brown printed curvilinear design int & ext	MC19th – EC20th	
2007	4	TP Whiteware	3	14	1	BS	Hollow ware	Green printed design ext; fence & foliage	M - LC19th	
2007	4	TP Whiteware	1	11	1	Rim	Plate	Asiatic Pheasants	M - LC19th	Crazed & discoloured
2007	4	TP Whiteware	1	2	1	Rim	Plate	Chinese landscape int	M - LC19th	
2007	4	TP Whiteware	1	4	1	Footring base	Plate	Willow	M - LC19th	Crazed & discoloured
2007	4	TP Whiteware	1	6	1	BS	Flatware	Willow	M - LC19th	Crazed & discoloured
2007	4	TP Whiteware	1	4	1	BS	Hollow ware	Asiatic Pheasants	M - LC19th	Crazed & discoloured
2007	4	Whiteware	7	83	1	Rim & BS	Mug	U/Dec	M - LC19th	Crazed and discoloured
2007	4	Whiteware	1	5	1	Rim	Small jar	U/Dec	C19th	
2007	4	Whiteware	1	8	1	Footring base	Plate	U/Dec	M – LC19th	Crazed & discoloured
2007	4	Whiteware	1	7	1	Rim & handle	Mug/jug	U/Dec	M - LC19th	
2007	4	Whiteware	1	4	1	Footring base	Plate	U/Dec	M - LC19th	Crazed and discoloured
2007	4	Whiteware	1	9	1	Rim	Mug	U/Dec	MC19th – EC20th	
2007	4	Whiteware	2	7	2	BS	Hollow ware	U/Dec	M – LC19th	
2008	4	Blue Banded ware	17	238	1	Rim, base & BS	Bowl	Blue slip lines and bands ext	C19th	Crazed & discoloured
2008	4	Blue Banded ware	2	5	2	BS	Hollow ware	Blue ext	C19th	
2008	4	Brown Glazed Coarseware	2	58	1	BS	Pancheon	Brown glaze int	C18th - C19th	
2008	4	Brown Glazed Coarseware	1	89	1	Rim	Pancheon	Brown glaze int	C18th - C19th	Abraded but with use-wear on ext of rim
2008	4	Brown Salt Glazed Stoneware	2	95	1	Base	Small bowl	Brown int & ext	LC18th – C19th	
2008	4	Brown Salt Glazed Stoneware	1	28	1	Base	Jar	Brown ext, green int	C19th	
2008	4	Brown Salt Glazed Stoneware	1	38	1	BS	Hollow ware	U/Dec	LC18th - C19th	
2008	4	Brown Salt Glazed Stoneware	1	7	1	BS	Hollow ware	Stamped 'wheel' patterns ext	C19th	Light buff fabric; fresh breaks
2008	4	Brown Salt Glazed Stoneware	2	15	2	BS	Hollow ware	Brown ext, green int	C19th	
2008	4	Brown Salt Glazed Stoneware	1	10	1	BS	Hollow ware	Brown ext, cream int	C19th	
2008	4	Cane Coloured ware	2	68	1	Flat base	Pie dish	U/Dec	C19th	
2008	4	Cane Coloured ware	3	20	2	BS	Hollow ware	U/Dec	C19th	
2008	4	Colour Glazed ware	1	2	1	BS	Hollow ware	Red-brown glaze int & ext	C19th	
2008	4	Edged ware	2	57	1	Profile	Plate	Low relief moulded rim with dark blue paint	c.1810 - c.1830	
2008	4	Figurine	2	13	2	Fragment	Figurine	U/Dec	C19th	Press moulded figurine

Context	C-Phase	Type	No	Wt	ENV	Part	Form	Decoration	Date range	Notes
2008	4	Relief Banded ware	1	18	1	Base	Mug	Relief banded body with splayed footed base	C19th	Could be Pearlware
2008	4	Slip Banded CC ware	1	3	1	Rim	Bowl	Thin white slip lines ext and blue band below rim	C19th	
2008	4	Sponge Printed ware	3	30	3	Rim & footring base	Plate	Blue sponge printed flower motifs	c.1840+	
2008	4	Sponged ware	1	10	1	Rim	Dish	Blue sponging	c1830+	
2008	4	TP Whiteware	1	6	1	Rim	Saucer	Fibre/Sea Grass grey printed design int	M - LC19th	
2008	4	TP Whiteware	1	10	1	BS & handle stump	Hollow ware	Blue floral design int & ext	M - LC19th	
2008	4	TP Whiteware	2	16	2	BS	Hollow ware	Green printed scroll and leaf design ext	M - LC19th	
2008	4	TP Whiteware	6	46	2	Rim & base	Plate	Asiatic Pheasants	M - LC19th	Crazed and discoloured
2008	4	TP Whiteware	2	5	2	Rim & BS	Plate	Asiatic Pheasants	M - LC19th	
2008	4	TP Whiteware	3	12	3	Rim & BS	Plate	Willow	M - LC19th	Blurred print
2008	4	TP Whiteware	1	24	1	Rim	Carver/server	Willow	M - LC19th	
2008	4	TP Whiteware	1	73	1	Base	Hollow ware	Black printed floral frieze around edge of splayed base	M - LC19th	May be part of the black printed jug/commemorative vessel
2008	4	Unglazed Red Earthenware	1	60	1	BS	U/ID	U/Dec	C18th - C19th	Sooted int
2008	4	Whiteware	5	28	1	Footring base	Plate	U/Dec	M - LC19th	
2008	4	Whiteware	1	5	1	Rim	Plate	Relief moulded pattern of daisies on int of rim	M - LC19th	Same pattern is found in Pearlware
2008	4	Whiteware	5	11	4	BS	Hollow ware	U/Dec	M - LC19th	Crazed and discoloured
2008	4	Whiteware	27	381	1	Profile	Plate	U/Dec	M - LC19th	Crazed and discoloured
2008	4	Whiteware	1	54	1	Ring foot base	Bowl	U/Dec	M - LC19th	
2008	4	Whiteware	1	15	1	Rim	Plate	U/Dec	MC19th – EC20th	Crazed & discoloured
2009	4	Blue Banded ware	3	38	2	Rim & BS	Bowl	Broad blue bands and lines ext	C19th	
2009	4	Blue Banded ware	3	20	1	Rim & BS	Jug?	Broad blue bands ext	C19th	
2009	4	Blue Banded ware	2	14	2	Rim	Bowl	Blue lines and bands ext	C19th	
2009	4	Blue Banded ware	2	28	2	BS	Hollow ware	Broad blue bands ext	C19th	
2009	4	Blue Banded ware	1	19	1	Base	Mug	Blue band above splayed footed base	C19th	
2009	4	Blue Banded ware	1	3	1	Rim & handle scar	Mug/jug	Broad blue bands ext	C19th	
2009	4	Blue Banded ware	2	16	2	BS	Bowl	Broad blue bands ext	C19th	
2009	4	Blue Banded ware	2	5	2	BS	Hollow ware	Blue lines ext	C19th	
2009	4	Blue Banded ware	1	2	1	Rim	Bowl	Blue lines & a band ext	C19th	
2009	4	Bone China	1	3	1	BS	Hollow ware	Hand painted overglaze flower design	C19th	
2009	4	Bone China	1	3	1	Rim	Hollow ware	Sprigged rose ext, blue	C19th	
2009	4	Bone China	1	4	1	Rim	Saucer	U/Dec	C19th	

Context	C-Phase	Type	No	Wt	ENV	Part	Form	Decoration	Date range	Notes
2009	4	Bone China	1	20	1	BS	Hollow ware	Relief moulded floral design ext	C19th	
2009	4	Brown Glazed Coarseware	1	1156	1	Base	Large jar	Brown glaze int	C18th - C19th	Use wear on underside; unusually large and thick-walled vessel
2009	4	Brown Glazed Coarseware	2	440	2	Base	Pancheon	Red-brown glaze int	C18th - C19th	Use wear on underside
2009	4	Brown Glazed Coarseware	5	419	2	Rim	Pancheon	Red-brown glaze int	C18th - C19th	Rounded rims
2009	4	Brown Glazed Coarseware	3	243	1	Rim	Pancheon	Black glaze int	C18th - C19th	Heavy flat-topped rim with a rounded rectangular shape
2009	4	Brown Glazed Coarseware	4	227	2	BS	Pancheon	Black glaze int	C18th - C19th	
2009	4	Brown Glazed Coarseware	1	64	1	Rim	Pancheon	Black glaze int & on rim	C18th - C19th	Square sectioned rim w/ shallow groove on top
2009	4	Brown Glazed Coarseware	1	54	1	Base	Pancheon	Black glaze int	C18th - C19th	Use-wear on underside
2009	4	Brown Salt Glazed Stoneware	1	36	1	BS	Hollow ware	Rouletted line ext	C19th	
2009	4	Brown Salt Glazed Stoneware	2	197	1	Profile	Bowl	U/Dec	LC18th - C19th	Folded clubbed rim
2009	4	Brown Salt Glazed Stoneware	3	35	2	Base & BS	Jar	Brown ext, green int	C19th	
2009	4	Brown Salt Glazed Stoneware	1	62	1	Base	Bottle	Pale brown ext	C19th	
2009	4	Brown Salt Glazed Stoneware	2	4	2	BS	Hollow ware	U/Dec	C19th	
2009	4	Brown Salt Glazed Stoneware	1	21	1	BS	Hollow ware	Rouletted band ext	C19th	See ext 2008 for similar sherds
2009	4	Brown Salt Glazed Stoneware	1	9	1	Handle	Mug/jug	Grooves on ext of handle	C18th - EC19th	
2009	4	Brown Salt Glazed Stoneware	1	12	1	BS	Hollow ware	Stamped star motifs with rouletted line ext	C19th	
2009	4	Brown Salt Glazed Stoneware	1	10	1	BS	Hollow ware	Incised lines ext	C19th	
2009	4	Cane Coloured ware	4	56	2	Rim	Pie dish	U/Dec	C19th	Sharply everted narrow rim
2009	4	Cane Coloured ware	2	17	2	BS	Hollow ware	U/Dec	C19th	
2009	4	Cane Coloured ware	1	25	1	Flat base	Pie dish	U/Dec	C19th	
2009	4	Cane Coloured ware	5	79	2	Rim	Dish	U/Dec	C19th	Plain rim
2009	4	Colour Glazed ware	4	39	4	BS	Hollow ware	Shiny brown Rockingham type glaze int & ext	C19th	
2009	4	Slip Banded CC ware	1	6	1	BS	Hollow ware	Thin white slip lines ext	C19th	Crazed & discoloured
2009	4	Sponge Printed ware	2	16	1	Rim	Shallow dish/saucer	Blue/purple sponge-printed cog or flower motifs int	c.1840+	cf ext 2008
2009	4	Sponge Printed ware	3	6	1	Tim	Saucer	Blue printed flower motifs inside rim	c.1840+	
2009	4	Sponged ware	7	55	4	Rim. Base & BS	Bowl	Fine blue sponging ext	c.1830+	Ring foot base; sponging

Context	C-Phase	Type	No	Wt	ENV	Part	Form	Decoration	Date range	Notes
2009	4	Sponged ware	3	76	1	Rim & BS	Jug	Blue sponging ext and on int of rim	c.1830+	ext & on int of rim
2009	4	Sponged ware	4	18	4	Rim & BS	Hollow ware	Blue sponging ext	c.1830+	
2009	4	TP Bone China	2	11	1	Profile	Saucer	Two Temples	C19th	
2009	4	TP Bone China	1	2	1	BS	Hollow ware	Chinese landscape ext	C19th	
2009	4	TP Whiteware	1	4	1	BS	Plate	Willow	C19th	
2009	4	TP Whiteware	1	50	1	Rim	Carver/server	Barker's Gem	1839 – 1893	
2009	4	TP Whiteware	15	108	11	Rim, base & BS	Plate	Asiatic Pheasants	M - LC19th	Crazed and discoloured
2009	4	TP Whiteware	2	29	2	Rim	Plate	Barker's Gem	1839 – 1893	
2009	4	TP Whiteware	2	17	1	Profile	Plate	Willow	M - LC19th	
2009	4	TP Whiteware	1	9	1	Footring base	Plate	Willow	M – LC19th	
2009	4	TP Whiteware	1	4	1	Rim	Plate	Willow	M – LC19th	
2009	4	TP Whiteware	1	11	1	Rim	Plate	Albion	M - LC19th	
2009	4	TP Whiteware	1	37	1	Rim	Plate	Wild Rose	M - LC19th	
2009	4	TP Whiteware	1	37	1	BS	?Jug/gravy boat	U/ID TP design ext	M - LC19th	
2009	4	TP Whiteware	1	18	1	Rim	Cup	Purple printed design; abstract floral motifs	M - LC19th	
2009	4	TP Whiteware	2	38	1	Rim	Bowl	Purple printed rural scene ext, oak leaf and acorn frieze int	M - LC19th	
2009	4	TP Whiteware	1	8	1	BS	Hollow ware	Purple TP design; Greek Key and curvilinear designs	M - LC19th	Crazed & discoloured
2009	4	TP Whiteware	1	4	1	BS	Hollow ware	U/ID purple TP leaf and geometric border design	MC19th – EC20th	
2009	4	TP Whiteware	1	17	1	BS	Hollow ware	Green printed scroll and relief moulded design ext	M - LC19th	
2009	4	TP Whiteware	1	4	1	Footring base	Plate	U/ID TP design int	M – LC19th	
2009	4	Whiteware	4	109	4	Rim, base & BS	?Jug	Moulded wickerwork effect ext body	C19th	
2009	4	Whiteware	1	11	1	Rim	Cup	Thin blue and red lines below rim	LC19th – EC20th	
2009	4	Whiteware	1	9	1	Rim	Cup	Thin blue & red lines ext w/ curvilinear blue lobate pattern	LC19th – EC20th	
2009	4	Whiteware	6	55	5	Footring base	Plate	U/Dec	M - LC19th	
2009	4	Whiteware	1	13	1	Base	Mug	Footed base	M - LC19th	Crazed & discoloured
2009	4	Whiteware	1	32	1	Rim	Plate	U/Dec	M - LC19th	
2009	4	Whiteware	2	16	2	Base	U/Dec	U/Dec	M - LC19th	Crazed and discoloured
2009	4	Whiteware	2	21	1	Rim	Flatware	Wavy edge	M - LC19th	
2009	4	Whiteware	6	44	6	BS	Hollow ware	U/Dec	M - LC19th	Includes crazed & discoloured sherds
2009	4	Whiteware	1	17	1	Footed base	Mug	U/Dec	M - LC19th	Discoloured

Context	C-Phase	Type	No	Wt	ENV	Part	Form	Decoration	Date range	Notes
2009	4	Whiteware	1	7	1	Footed base	Mug	U/Dec	M – LC19th	
2009	4	Whiteware	2	6	2	BS	U/ID	U/Dec	M – LC19th	
2009	4	Whiteware	1	3	1	BS	Hollow ware	Small ridge ext	M – LC19th	
2008&2009	4	Colour Glazed ware	18	453	1	Rim, handle & BS	Teapot	Moulded body with mottled brown glaze int & ext	C19th	See cxt 2008 for other sherds from this teapot
2008&2009	4	Colour Glazed ware	24	265	1	Profile	Teapot	Moulded wood-effect body, honey-coloured glaze on a white body	C19th	
2008&2009	4	TP Whiteware	3	47	1	Rim	Jug	Black printed floral frieze int & ext of rim/spout	M - LC19th	Rather poor quality black print; crazed & abraded
2008&2009	4	TP Whiteware	22	150	1	BS	Hollow ware	Part of a commemorative design; '... EXHIBITION OF 1862'	1862+	Could be part of the jug spout & splayed base from 2008&2009
3048	1	Brown Glazed Coarseware	1	5	1	BS	Pancheon	Brown glaze int	C18th - C19th	
3048	1	Creamware	1	7	1	BS	Flatware	U/Dec	c.1740 - c.1820	
3048	1	Creamware	1	2	1	BS	Flatware	U/Dec	c.1740 – c.1820	Flaked & spalled
3048	1	Creamware type?	1	2	1	Rim	Bowl	Light cane coloured bowl with red lines on top of rim and inside	C18th - C19th	See also 3049 for similar but non-joining sherd
3048	1	Pearlware?	1	3	1	BS	Plate	U/Dec	c.1780 – c.1840?	
3048	1	TP Whiteware	1	1	1	Rim	Cup/bowl	U/ID TP design ext & border int	M - LC19th	
3049	1	Brown Glazed Coarseware	6	149	6	BS	Pancheon	Brown glaze int only	C18th – C19th	
3049	1	Brown Glazed Coarseware	1	60	1	Base	Jar	Brown glaze int	C18th - C19th	
3049	1	Brown Glazed Coarseware	3	193	1	Base	Pancheon	Brown glaze int	C18th - C19th	Use-wear on underside of base
3049	1	Brown Glazed Coarseware	1	26	1	Base	Pancheon	Brown glaze int	C18th - C19th	
3049	1	Brown Glazed Coarseware	2	214	2	Rim	Pancheon	Brown glaze int	C18th - C19th	Incised groove on ext edge of wide everted rim
3049	1	Brown Salt Glazed Stoneware	2	61	2	Base	Bowl	Incised lines define bases	LC18th - C19th	
3049	1	Brown Salt Glazed Stoneware	2	27	2	BS	Hollow ware	U/Dec	C18th – EC19th	
3049	1	Creamware	1	6	1	Flat base	Dish/bowl	U/Dec	c.1740 - c.1820	Crazed & discoloured
3049	1	Creamware	1	4	1	BS	Hollow ware	U/Dec	c.1740 - c.1820	Crazed & discoloured
3049	1	Creamware	2	23	2	Footring base	Plate	U/Dec	c.1740 - c.1820	
3049	1	Creamware	1	12	1	Footring base	Plate	U/Dec	c.1740 - c.1820	Stamped 'S' on underside
3049	1	Creamware	1	23	1	Rim	Bowl	U/Dec	c.1740 - c.1820	Narrow, sharply everted rim
3049	1	Creamware	1	16	1	Rim	Hollow ware	Low relief banded decoration	c.1740 - c.1820	
3049	1	Creamware	1	4	1	Rim	Hollow ware	U/Dec	c.1740 - c.1820	Slightly everted rim
3049	1	Creamware	2	13	2	Rim	Plate	Beaded rim	c.1740 - c.1820	

Context	C-Phase	Type	No	Wt	ENV	Part	Form	Decoration	Date range	Notes
3049	1	Creamware	4	39	4	BS	Flatware	U/Dec	c.1740 - c.1820	Crazed and discoloured
3049	1	Creamware type?	1	9	1	Profile	Dish	Light cane-coloured finish int & ext w/ thin red lines int	LC18th - E/MC19th	Footring base on shallow bowl; see also 3048
3049	1	Edged ware	1	9	1	Rim	Plate	Wavy-edged plate w/ moulded rim & blue-feather-edged paint	c.1810 - c.1840	
3049	1	Knurr balls	3	19	3	Profile	Ball	U/Dec	LC18th - C19th	Two complete and one fragmentary glazed ball
3049	1	Late Blackware	3	17	3	BS	Hollow ware	Black glaze int & ext	C18th	
3049	1	Late Blackware	1	10	1	Handle & BS	Hollow ware	Black glaze int & ext, small finger impression below handle	C18th	Sooted ext
3049	1	Late Blackware	2	18	1	Rim	Hollow ware	Black glaze int & ext	C18th	Short vertical rim on sloping shoulder
3049	1	Pearlware	1	1	1	Rim	Hollow ware	U/Dec	c.1780 - c.1840	
3049	1	Stoneware	1	10	1	BS	Hollow ware	Mottled brown salt glaze ext	?C17th - EC18th	?German stoneware
3049	1	TP Pearlware	1	3	1	Rim	Dish	Chinese landscape border int	c.1780 - c.1840	
3049	1	TP Pearlware	1	5	1	Base	U/ID	Small dendritic design in centre of base; dendritic	c.1780 - c.1840	
3050	1	Brown Salt Glazed Stoneware	1	30	1	Base	Bowl	U/Dec	LC18th - C19th	Oval pot disc; 47.2x40.5mm
3050	1	Brown Salt Glazed Stoneware	2	8	2	BS	Hollow ware	U/Dec	LC18th - C19th	
3050	1	Creamware	2	16	1	Ring foot base	Bowl	U/Dec	c.1740 - c.1820	Angular ring foot base
3050	1	Creamware	2	10	2	Rim	Plate	U/Dec	c.1740 - c.1820	
3050	1	Creamware	1	12	1	Footring base	Plate	U/Dec	c.1740 - c.1820	
3050	1	Creamware	2	5	1	Rim	Bowl	U/Dec	c.1740 - c.1820	
3050	1	Creamware	1	1	1	Flake	U/ID	U/Dec	c.1740 - c.1820	
3050	1	Creamware	1	12	1	BS	Hollow ware	U/Dec	c.1740 - c.1820	
3050	1	Creamware	1	2	1	Rim	Plate	Relief moulded design around rim	c.1740 - c.1820	
3050	1	Mottled ware	1	20	1	Base	Hollow ware	Mottled glaze int only	C18th	Footed base
3050	1	Pearlware	1	1	1	BS	Hollow ware	Brown band and U/ID hand painted blue design ext	c.1780 - c.1840	
3072	1	Brown Glazed Fineware type	1	28	1	BS	Hollow ware	Black glaze int & ext, rilled body	C18th - C19th	
3072	1	Brown Salt Glazed Stoneware	1	6	1	BS	Hollow ware	Incised lines ext	C18th - C19th	
3072	1	Late Blackware	1	4	1	BS	Hollow ware	Black glaze int & ext	C18th	Fine hard dark red fabric
3075	1	Brown Glazed Coarseware	1	32	1	Base	Dish/pancheon	Black glaze int; thin red slip ext	C18th - C19th	
3075	1	Brown Salt Glazed Stoneware	1	14	1	Rim	Dish	Profiled rim	C18th - C19th	Sharply everted wide bowl rim
3075	1	Brown Salt Glazed	1	25	1	BS	Hollow ware	U/Dec	C18th - EC19th	

Context	C-Phase	Type	No	Wt	ENV	Part	Form	Decoration	Date range	Notes
		Stoneware								
3075	1	Creamware	2	4	2	BS	Hollow ware	U/Dec	c.1740 - c.1820	
3075	1	Creamware?	1	3	1	Rim	Cup/bowl	U/Dec	c.1740 - c.1820	
3075	1	Unglazed Red Earthenware	1	15	1	BS	Hollow ware	U/Dec	C18th - C19th	Irregular pot disc; 37x38.9mm
3076	1	Banded Creamware	1	32	1	Ring foot base	Bowl	Broad brown band on body	c.1740 - c.1820	
3076	1	Blue Banded ware	1	2	1	BS	Bowl	Rilled band with blue paint ext	LC18th -C19th	
3076	1	Brown Glazed Coarseware	4	239	4	BS	Pancheon	Brown glaze int; rilled ext	C18th - C19th	
3076	1	Brown Glazed Coarseware	1	24	1	Rim	Pancheon	Brown glaze int only	C18th - C19th	Elaborate profiled rim
3076	1	Brown Glazed Coarseware	4	184	4	Base	Pancheon	Brown glaze int	C18th - C19th	
3076	1	Brown Glazed Coarseware	1	71	1	Base	Pancheon	Brown glaze int & red slip ext	C18th - C19th	Use-wear on underside
3076	1	Brown Glazed Coarseware	2	45	2	Base	Pancheon	Brown glaze int	C18th - C19th	
3076	1	Brown Glazed Coarseware	1	112	1	Rim	Pancheon	Brown glaze int	C18th - C19th	Square sectioned rim
3076	1	Brown Glazed Coarseware	1	12	1	BS	Bowl/pancheon	Brown glaze int only	C18th - C19th	Irregular pot disc; 41.6x36.7mm
3076	1	Brown Salt Glazed Stoneware	2	34	2	BS	Hollow ware	Incised lines & rouletted wavy lines ext	LC18th - C19th	
3076	1	Brown Salt Glazed Stoneware	1	28	1	Rim	Hollow ware	Beaded rim & incised lines ext	C18th - EC19th	Tall, slightly everted rim
3076	1	Brown Salt Glazed Stoneware	4	38	4	BS	Hollow ware	U/Dec	C18th - C19th	
3076	1	Brown Salt Glazed Stoneware	1	7	1	Rim	Bowl	U/Dec	C18th - C19th	Wide everted rim
3076	1	Brown Salt Glazed Stoneware	2	18	2	BS	Hollow ware	Deep double incised line & single wavy rouletted lines ext	C19th	
3076	1	Brown Salt Glazed Stoneware	1	14	1	BS	Hollow ware	Three deep incised lines ext	C19th	
3076	1	Brown Salt Glazed Stoneware	1	17	1	BS	Hollow ware	Very pale brown finish int & ext	C18th - EC19th	
3076	1	Creamware	2	5	2	BS	?Flatware	U/Dec	c.1740 - c.1820	Flaked & abraded
3076	1	Creamware	3	12	3	Rim	Plate	Beaded rim	c.1740 - c.1820	
3076	1	Creamware	1	25	1	Rim	Pie dish	U/Dec	c.1740 - c.1820	
3076	1	Creamware	1	26	1	Ring foot base	Bowl	U/Dec	c.1740 - c.1820	
3076	1	Creamware	8	30	8	BS	Hollow ware	U/Dec	c.1740 - c.1820	
3076	1	Creamware	2	9	1	Rim	Plate	U/Dec	c.1740 - c.1820	Plain rim
3076	1	Creamware	9	75	9	Flat base	Dish	U/Dec	c.1740 - c.1820	
3076	1	Creamware	1	17	1	Rim	Flatware	U/Dec	c.1740 - c.1820	
3076	1	Edged ware	1	2	1	Rim	Plate	Painted edge, no moulding	c.1810 - c.1830	
3076	1	Late Blackware	2	20	2	BS	Hollow ware	Black glaze int & ext	C18th	Hard, fine red fabric
3076	1	Mottled ware	1	7	1	BS	Hollow ware	Mottled glaze int & ext	C18th	

Context	C-Phase	Type	No	Wt	ENV	Part	Form	Decoration	Date range	Notes
3076	1	Pearlware	1	4	1	Base	Flatware	U/Dec	c.1780 – c.1840	
3076	1	Pearlware	3	12	1	Rim	Small jar	Overglaze painted floral design	c.1780 – c.1840	Shouldered jar w/ small vertical rim
3076	1	Pearlware	1	3	1	BS	Hollow ware	Hand painted brown line & stylised green leaf pattern ext	c.1780 - c.1840	
3076	1	Pearlware	1	2	1	Footring base	Hollow ware	Hand painted blue design ext	c.1780 - c.1840	
3076	1	Pearlware?	1	3	1	Rim	Dish	U/Dec	c.1780 – c.1840	
3076	1	Porcelain	1	1	1	Rim	Cup/bowl	Hand painted red linear design int	C18th	?Imported
3076	1	TP Pearlware	1	3	1	Footring base	Hollow ware	U/ID TP design ext	c.1780 – c.1840	
3076	1	TP Pearlware	3	8	3	Rim & BS	Cup/bowl	U/ID Chinese landscape & border int only	c.1780 - c.1840	
3076	1	TP Pearlware	1	1	1	Rim	Cup/bowl	Blurred pale blue TP design int & ext	c.1780 - c.1840	Could be TP Whiteware
3076	1	TP Pearlware?	3	14	1	Rim & BS	Cup/bowl	Rural scene ext; floral border int	c.1780 – c.1740	Crazed & discoloured; could be Whiteware
3076	1	Unglazed Red Earthenware	1	31	1	Base	Hollow ware	U/Dec	C18th - C19th	
3076	1	Unglazed Red Earthenware	3	38	3	Rim & BS	U/Dec	U/Dec	C18th – C19th	
3077	1	Brown Glazed Fineware	3	20	3	BS	Hollow ware	U/Dec	C18th - EC19th	
3077	1	Brown Salt Glazed Stoneware	1	6	1	Rim	Bowl/dish	U/Dec	C18th	
3077	1	Creamware	1	1	1	BS	Flatware	U/Dec	c.1740 - c.1820	
3077	1	Late Blackware	1	32	1	BS	Hollow ware	Black glaze int & partially ext	C18th	
3077	1	Late Blackware type	1	4	1	BS	?Bowl	Brown glaze int only	C18th	Smoothed & striated ext
3077	1	Pearlware	1	17	1	Footring base	Plate	U/Dec	c.1780 - c.1840	
3077	1	Slipware	1	20	1	BS	Bowl/dish	Brown and white slip decoration int	C18th	Press moulded dish
3082	1	Brown Glazed Coarseware	1	14	1	Base	Pancheon	U/Dec	C18th – C19th	
3082	1	Brown Glazed Coarseware	6	104	6	BS	Pancheon	Brown glaze int only	C18th - C19th	
3082	1	Brown Glazed Coarseware	1	12	1	BS	Pancheon	Brown glaze int	C18th - C19th	Oval pot disc; 39x30mm
3082	1	Brown Glazed Coarseware	1	94	1	Base	Pancheon	Brown glaze int	C18th - C19th	
3082	1	Brown Glazed Coarseware	1	22	1	Rim	Pancheon	Brown glaze int	C18th - C19th	Angular rim
3082	1	Brown Salt Glazed Stoneware	5	58	5	BS	Hollow ware	U/Dec	LC18th - C19th	
3082	1	Brown Salt Glazed Stoneware	1	12	1	Base	Hollow ware	U/Dec	LC18th - C19th	Small footed base
3082	1	Brown Salt Glazed Stoneware	1	3	1	Rim	Hollow ware	U/Dec	LC18th -C19th	Beaded rim
3082	1	Coal Measures Purple ware	1	14	1	BS	Hollow ware	Purple glaze ext	LC15th - C16th	Hard, dense reduced fabric; Residual
3082	1	Creamware	3	20	3	Rim	Plate	U/Dec	c.1740 - c.1820	Plain plate/soup bowl rims
3082	1	Creamware	2	18	1	Rim	Plate	Thin green underglaze	c.1740 - c.1820	

Context	C-Phase	Type	No	Wt	ENV	Part	Form	Decoration	Date range	Notes
3082	1	Creamware	1	5	1	Rim	Plate	Painted line around edge of rim, thin blue line int	c.1740 – c.1820	
3082	1	Creamware	1	11	1	Rim	Dish/bowl	Beaded rim	c.1740 – c.1820	
3082	1	Creamware	1	9	1	Footring base	Plate	Narrow beaded rim	c.1740 – c.1820	
3082	1	Creamware	1	11	1	Flat base	Dish	U/Dec	c.1740 - c.1820	
3082	1	Creamware	3	8	3	BS	Plate	U/Dec	c.1740 - c.1820	
3082	1	Creamware	1	1	1	Rim	Dish	U/Dec	c.1740 - c.1820	Very narrow rim
3082	1	Late Blackware	4	27	4	BS	Hollow ware	Black glaze int & ext	C18th	
3082	1	Late Blackware	1	45	1	Footed base	Hollow ware	Black glaze int only	C18th	Large footed base; thick-walled vessel
3082	1	Late Blackware	1	23	1	Footed base	Hollow ware	Black glaze int only	C18th	Footed base
3082	1	Mottled ware	1	6	1	Footed base	Cup/bowl	Mottled glaze int & ext, dark ext	C18th	Light yellowish-buff fabric
3082	1	Pearlware	2	3	1	BS	Hollow ware	Hand painted green leaf design & thin blue line ext	c.1780 - c.1840	
3082	1	Pearlware	1	6	1	Recessed base	Plate	U/Dec	c.1780 - c.1840	
3082	1	Porcelain	1	1	1	BS	Hollow ware	U/Dec	C18th	Very thin, fine bone china or porcelain
3082	1	Porcelain	1	1	1	Rim	Cup/bowl	Blue floral design ext; blue geometric frieze int	C18th	?Chinese
3082	1	Unglazed Red Earthenware	1	43	1	Base	Hollow ware	U/Dec	C19th	
3047	2	Brown Glazed Coarseware	1	15	1	BS	Hollow ware	Brown glaze int	C18th - EC19th	
3047	2	Brown Salt Glazed Stoneware	2	7	2	BS	Hollow ware	U/Dec	LC18th - C19th	
3047	2	Creamware	5	12	5	BS	Hollow ware	U/Dec	c.1740 - c.1820	
3047	2	Edged ware	1	2	1	Rim	Plate	Blue paint on moulded edge	c.1810 - c.1830	
3047	2	Late Blackware type	3	46	1	Footed base	Jar	Black glaze int & partially ext	C18th	Fine light orange fabric
3047	2	Pearlware	1	1	1	BS	Hollow ware	One blue line ext	c.1780 - c.1840	
3047	2	TP Whiteware	2	5	1	Rim	Cup/bowl	Sepia printed leaf and flower design int & ext	M - LC19th	
3047	2	Whiteware	1	4	1	Handle	Cup	Brown flash on spine of handle	M - LC19th	
3018	3	Brown Glazed Coarseware	1	75	1	Rim	Pancheon	Groove on ext edge of wide rim, brown glaze int	C18th - C19th	
3018	3	Brown Salt Glazed Stoneware	1	27	1	Base	Bowl	U/Dec	LC18th - C19th	Stacking scar on underside of base
3020	3	Brown Glazed Coarseware	2	58	2	BS	Pancheon	Brown glaze int	M - LC19th	
3020	3	Creamware	1	11	1	Rim	Plate	U/Dec	c.1740 - c.1820	
3020	3	TP Whiteware	1	2	1	Rim	Plate	Asiatic Pheasants	M - LC19th	
3028	3	Bone China	15	79	1	Profile	Saucer	Gold over-glaze lines int	LC19th - EC20th	
3028	3	Late Blackware	1	27	1	BS	Hollow ware	Black glaze int and patchy	C18th	Hard dark red fabric

Context	C-Phase	Type	No	Wt	ENV	Part	Form	Decoration	Date range	Notes
3028	3	Pearlware	1	12	1	Flat base	Dish	U/Dec ext	c.1780 – c.1840	
3028	3	TP Whiteware	7	74	3	Rim	Plate	Willow	M - LC19th	
3028	3	Unglazed Red Earthenware	7	158	7	Rim	Flowerpot	Stamped 'Sankey / Bulwell' ext	C19th -EC20th	Clubbed rim
3028	3	Unglazed Red Earthenware	7	96	7	BS	Flowerpot	Stamped 'Sankey Bulwell' ext	C19th - EC20th	
3028	3	Unglazed Red Earthenware	5	58	3	Rim	Flowerpot	U/Dec	C19th - EC20th	Clubbed rims
3028	3	Unglazed Red Earthenware	11	96	11	BS	Flowerpot	U/Dec	C19th – EC20th	
3028	3	Unglazed Red Earthenware	1	40	1	Base	Flowerpot	U/Dec	C19th – EC20th	
3029	3	Colour Glazed ware	3	63	1	Rim	Pie dish	Brown shiny Rockingham style glaze on a buff body	C19th	
3029	3	Late Blackware	3	48	3	BS	Hollow ware	Black glaze int & ext on a hard, fine dark red body	C18th	
3029	3	TP Whiteware	1	10	1	Rim	Plate	Asiatic Pheasants	M - LC19th	
3051	3	Blue Banded ware	1	8	1	Rim	Bowl	Two blue lines below rim and broad blue band on body	C19th	
3051	3	Blue Banded ware	2	31	2	Rim & BS	Bowl	Blue slip lines and bands ext	C19th	
3051	3	Brown Glazed Coarseware	5	31	5	BS	Hollow ware	Brown glaze int	C18th - C19th	
3051	3	Brown Glazed Fineware	1	4	1	BS	Hollow ware	Brown glaze ext, clear glaze int	C18th - C19th	
3051	3	Brown Salt Glazed Stoneware	1	16	1	Base	Bottle	U/Dec	C19th	Ink or blacking bottle
3051	3	Brown Salt Glazed Stoneware	1	9	1	Base	Hollow ware	U/Dec	C19th	Small beaker
3051	3	Brown Salt Glazed Stoneware	2	19	2	BS	Hollow ware	U/Dec	C19th	
3051	3	Brown Salt Glazed Stoneware	1	36	1	Rim	Loaf pot	U/Dec	C19th	
3051	3	Creamware	1	4	1	BS	Hollow ware	U/Dec	c.1740 - c.1820	
3051	3	Fine Redware	1	4	1	BS	Base	White slip internally on a fine red body	C19th	
3051	3	German stoneware	1	8	1	BS	Hollow ware	U/Dec	C16th - C17th	Probably Frechen-Koln
3051	3	Stoneware	1	69	1	Base	Jam jar	Fluted ext	C19th	
3074	3	Brown Salt Glazed Stoneware	1	13	1	BS	Hollow ware	U/Dec	LC18th - C19th	Probable pot disc
3000	4	Blue Banded ware	3	6	3	BS	Hollow ware	Blue lines & bands ext	C19th	One sherd from a carinated bowl
3000	4	Bone China	1	7	1	BS	Handled bowl	U/Dec	M – LC19th	
3000	4	Brown Glazed Coarseware	1	50	1	BS	Hollow ware	Metallic brown glaze int & ext	C18th – C19th	
3000	4	Brown Glazed Coarseware	1	18	1	BS	Hollow ware	Brown glaze int only	C18th - C19th	
3000	4	Fine Redware	1	10	1	BS	Hollow ware	Clear glaze int & ext on red body	C19th	

Context	C-Phase	Type	No	Wt	ENV	Part	Form	Decoration	Date range	Notes
3000	4	Slipware	1	4	1	BS	Dish	Brown and white banded slip int	C18th	Press moulded dish; fine streaky fabric
3000	4	TP Whiteware	8	58	3	Rim & BS	Carinated bowl	Two Temples	M - LC19th	
3000	4	TP Whiteware	1	1	1	BS	Hollow ware	U/ID TP design ext	M - LC19th	
3000	4	Whiteware	1	72	1	BS	Bowl	U/Dec	LC19th - EC20th	Unusually thick body sherd
3000	4	Whiteware	1	27	1	Footring base	Bowl	U/Dec	M - LC19th	Use-wear on base
3000	4	Whiteware	2	10	2	BS	Hollow ware	U/Dec	M - LC19th	
3000	4	Whiteware	1	7	1	Recessed base	Hollow ware	U/Dec	M - LC19th	
3000	4	Whiteware	1	2	1	Rim	Hollow ware	U/Dec	M - LC19th	
3000	4	Whiteware	1	3	1	Footring base	Plate	U/Dec	M - LC19th	
3000	4	Yellow Glazed Coarseware	1	11	1	Rim	Dish	Thin white slip int, slightly mottled	C18th - EC19th	Beaded rim
3019	4	TP Whiteware	2	38	1	Footring base	Flatware	Asiatic Pheasants	M - LC19th	
3025	4	Bone China	1	20	1	Rim	Cup	Moulded faceted shape	C19th	
3025	4	Bone China	1	5	1	Base	Hollow ware	U/Dec	C19th	
3025	4	Brown Glazed Coarseware	4	120	4	BS	Pancheon	Brown glaze int	C18th - C19th	
3025	4	Brown Glazed Fineware type	1	6	1	BS	Hollow ware	Dark glaze int	C18th - EC19th	Unusually hard, dense fabric
3025	4	Brown Salt Glazed Stoneware	1	17	1	BS	Hollow ware	U/Dec	C19th	
3025	4	Brown Salt Glazed Stoneware	1	6	1	Handle	Tankard	Ridged handle	C18th - EC19th	
3025	4	Colour Glazed ware	1	15	1	BS	Hollow ware	Dark metallic glaze int & ext	C19th	
3025	4	Creamware	1	7	1	BS	Plate	U/Dec	c.1740 - c.1820	
3025	4	Stoneware	14	319	1	Profile	Jam jar	Widely spaced vertical fluting	MC19th - EC20th	Hartley's Lighthouse stamp on underside (?Date)
3025	4	Stoneware	1	34	1	Rim	Jar	Plain body, constricted neck, unlike jam jars	MC19th - EC20th	Grey stoneware
3025	4	Stoneware	4	71	1	Base	Jam jar	Widely spaced fluting	MC19th - EC20th	Semi-recessed base
3025	4	Stoneware	18	174	15	Rim, base & BS	Jam jar	Widely spaced shallow fluting	MC19th - EC20th	Probably one vessel
3025	4	Stoneware	3	38	3	Base & BS	Jar	U/Dec	MC19th - EC20th	
3025	4	TP Whiteware	1	8	1	Recessed base	Hollow ware	U/ID TP design ext	M - LC19th	Bluing on underside but probably TP Whiteware
3025	4	TP Whiteware	1	4	1	Base	Flatware	U/ID TP design ext	M - LC19th	
3025	4	Whiteware	1	2	1	BS	Hollow ware	U/Dec	M - LC19th	
3025	4	Whiteware	1	11	1	Recessed base	Jar	U/Dec	M - LC19th	
3027	4	Blue Banded ware	33	496	1	Profile	Handled bowl	Blue lines and bands ext, moulded handle terminals	C19th	
3027	4	Bone China	5	83	1	Profile	Plate	Hand painted, overglaze green line around rim w/ red	M - LC19th	Decoration is very crude

Context	C-Phase	Type	No	Wt	ENV	Part	Form	Decoration	Date range	Notes
3027	4	Brown Salt Glazed Stoneware	1	32	1	Handle	Flagon	& green linear pattern Grooves down handle	M - LC19th	
3027	4	Brown Salt Glazed Stoneware	1	26	1	Handle	Jar	Grooves along lateral handle	C19th	
3027	4	Brown Salt Glazed Stoneware	2	28	1	BS	Hollow ware	Rouletted bands and lines ext	C19th	
3027	4	Brown Salt Glazed Stoneware	2	16	2	BS	Hollow ware	U/Dec	C19th	
3027	4	Brown Salt Glazed Stoneware	1	34	1	Rim	Bowl	Rouletted and stamped designs ext	C19th	Small everted rim
3027	4	Late Edged ware	20	61	14	Rim	Plate	Blue painted edge	M - LC19th	Includes joining & non-joining sherds probably from a single plate Flaked glaze & slip
3027	4	Slip Banded CC ware	2	13	1	Rim & BS	Hollow ware	Thin white slip lines ext	C19th	
3027	4	Sponged ware	14	167	6	Rim, handle & BS	Bowl	Blue sponging int & ext; printed 'WD; w/ broad arrow int	c.1830+	
3027	4	Sponged ware	2	19	1	BS	Hollow ware	Blue sponging ext	c.1830+	
3027	4	Sponged ware	1	2	1	BS	Hollow ware	Blue sponging ext	c.1830+	
3027	4	Sponged ware	1	11	1	Handle	Jug	Blue sponging ext	c.1830+	
3027	4	Stoneware	2	34	1	Handle/spout	Jug	Green stoneware	C19th	Tube handle or spout
3027	4	TP Bone China	2	21	1	Profile	Saucer	Two Temples	M - LC19th	
3027	4	TP Whiteware	8	116	1	Ring foot base & rim	Dish	Rhine	M - LC19th	Pattern name on underside
3027	4	TP Whiteware	24	335	1	Rim & BS	Bowl	Floral design int & ext	M - LC19th	Part of a jug and bowl set
3027	4	TP Whiteware	11	83	7	Rim & BS	Pie dish	Willow	M - LC19th	
3027	4	TP Whiteware	8	41	1	Profile	Plate	Willow	M - LC19th	
3027	4	TP Whiteware	7	42	6	Rim & BS	Plate	Willow	M - LC19th	
3027	4	TP Whiteware	3	13	3	BS	?Dish	Willow	M - LC19th	
3027	4	TP Whiteware	3	13	3	Rim & BS	Hollow ware	U/ID purple TP design int & ext	M - LC19th	
3027	4	TP Whiteware	2	5	1	Rim	Bowl	U/ID dark blue TP floral design int	M - LC19th	
3027	4	TP Whiteware	1	1	1	Rim	Flatware	U/ID TP design	M - LC19th	
3027	4	TP Whiteware	1	1	1	BS	Flatware	U/ID TP design	M - LC19th	
3027	4	Unglazed Red Earthenware	2	63	2	Base	Flowerpot	U/Dec	C19th - EC20th	
3027	4	Unglazed Red Earthenware	2	10	2	Rim	Flowerpot	U/Dec	C19th - EC20th	Plain rims
3027	4	Unglazed Red Earthenware	4	31	4	Rim	Flowerpot	Two plain, two w/ incised liens ext	C19th - EC20th	
3027	4	Unglazed Red Earthenware	2	14	2	Rim	Flowerpot	Clubbed rim	C19th - EC20th	
3015	5	Brown Salt Glazed Stoneware	1	60	1	BS	Hollow ware	Stamped and rouletted decoration ext	C19th - EC20th	Brown ext, grey int

Context	C-Phase	Type	No	Wt	ENV	Part	Form	Decoration	Date range	Notes
3015	5	Industrial vessel	1	75	1	Rim	Hollow ware	U/Dec	Undated	Coarse gritty fabric with extensive sooting int & ext
3015	5	TP Whiteware	5	106	5	BS	Hollow ware	Purple TP decoration ext; rural scene w/ floral pattern	LC19th - EC20th	
3015	5	TP Whiteware	2	18	1	BS	Hollow ware	Overglaze transfer print w/ figures	E - MC20th	
3015	5	Whiteware	2	39	2	Rim & BS	Hollow ware	Moulded rim with gold overglaze decoration	LC19th - E/MC20th	
3016	5	Blue Banded ware	1	10	1	Rim	Bowl	Broad blue band and line below rim	C19th	
3016	5	Bone China	6	81	3	Rim, base & BS	Cup/mug	U/Dec	LC19th – EC20th	Probably one vessel
3016	5	Bone China	1	22	1	Rim	Jar	U/Dec	LC19th – MC20th	Lid seated rim
3016	5	Brown Glazed Coarseware	1	11	1	BS	Pancheon	Clear glaze int	C19th	
3016	5	Brown Salt Glazed Stoneware	12	1467	1	Profile	Bowl	Stamped and rouletted bands of angular decoration ext	C19th	Clubbed rim; brown ext, grey int
3016	5	Brown Salt Glazed Stoneware	1	72	1	Rim	Loaf pot	Grey int, brown ext	M - LC19th	Plain rim
3016	5	Brown Salt Glazed Stoneware	26	1904	1	Profile	Bowl	Stamped and rouletted decoration ext; stylised tendrils	C19th	Clubbed rim; grey int, brown ext
3016	5	Brown Salt Glazed Stoneware	1	46	1	Rim	Bowl	Stamped and rouletted decoration ext	C19th	Clubbed rim
3016	5	Brown Salt Glazed Stoneware	3	213	1	Rim & body	Bowl	Stamped & rouletted angular decoration ext	C19th	
3016	5	Colour Glazed ware	2	42	1	Profile	Teapot lid	Brown Rockingham style glaze	C19th	
3016	5	Colour Glazed ware	1	32	1	Rim	Hollow ware	Relief moulded below wavy rim, dark green rim, yellow green body	C19th	
3016	5	Colour Glazed ware	2	45	1	Base	Hollow ware	Green finish ext	C19th	
3016	5	Stoneware	6	370	1	Profile	Jam jar	Narrow fluting ext; iron-wash band around rim	MC19th – EC20th	
3016	5	Stoneware	5	570	1	Profile	Jam jar	Iron wash band around rim	MC19th – EC20th	Plain body, no fluting
3016	5	Stoneware	10	426	1	Profile	Jam jar	Plain body	MC19th – EC20th	
3016	5	Stoneware	8	186	2	Rim & Base	Jam jar	Wide fluted body	MC19th – EC20th	Wm P Hartley stamped label on underside
3016	5	Stoneware	1	64	1	BS	Flagon	Iron wash on shoulder	MC19th – EC20th	
3016	5	Stoneware	1	3	1	Rim	Jar	Iron-wash on rim	MC19th – EC20th	
3016	5	TP Whiteware	1	19	1	Rim	Hollow ware	Two Temples	M - LC19th	Discoloured
3016	5	TP Whiteware	1	25	1	Recessed base	Mug	Blue black printed leaf/tendril design ext	M - LC19th	Crazed and discoloured
3016	5	TP Whiteware	1	2	1	BS	Hollow ware	U/ID purple design ext	M - LC19th	
3016	5	Unglazed Red Earthenware	6	164	1	Rim	Flowerpot	Single incised line ext	C19th – EC20th	Collared rim
3016	5	Unglazed Red Earthenware	1	175	1	Rim	Flowerpot	Small ridge below rim	C19th – EC20th	Large horticultural

Context	C-Phase	Type	No	Wt	ENV	Part	Form	Decoration	Date range	Notes
3016	5	Unglazed Red Earthenware	2	84	2	Base	Flowerpot	U/Dec	C19th – EC20th	vessel w/ heavy clubbed rim
3016	5	Unglazed Red Earthenware	3	55	3	Rim	Flowerpot	U/Dec	C19th – EC20th	Plain rim
3016	5	Unglazed Red Earthenware	7	94	7	BS	Flowerpot	U/Dec	C19th – EC20th	
3016	5	Unglazed Red Earthenware	1	32	1	Perforated base	Flowerpot	U/Dec	C19th – EC20th	
3016	5	Unglazed Red Earthenware	2	100	1	Perforated base	Flowerpot	U/Dec	C19th – EC20th	
3016	5	Whiteware	3	153	1	Profile	Mug	Overglaze Christmas decoration; Robin and holly design	MC19th – MC20th	Crazed and discoloured
3016	5	Whiteware	1	5	1	Base	Hollow ware	U/Dec	M - LC19th	Crazed
3016	5	Yellow Glazed Coarseware	5	301	5	BS	Pancheon	White slip int under clear glaze	C18th - C19th	White deposit ext
3026	5	Unglazed Red Earthenware	1	16	1	BS	Flowerpot	U/Dec	C19th – EC20th	
Total			2308	50825	1641					

Pottery from unstratified contexts

Context	Type	No	Wt	ENV	Part	Form	Decoration	Date range	Notes
U/S	Whiteware	5	152	1	Rim & base	Jam jar	U/Dec	LC19th – EC20th	Stamped on underside 'CHIVE .../ CAM ...'
U/S Cleaning toilet block	Colour Glazed ware	1	93	1	Lid-seated rim	Teapot	Brown Rockingham style glaze	C19th – EC20th	Fine red fabric
U/S Cleaning toilet block	Colour Glazed ware	1	41	1	Base	Teapot	Brown Rockingham style glaze	C19th - EC20th	Fine pale red fabric
U/S Cleaning toilet block	Banded ware	2	14	1	Rim	Mug/jug	Broad green band ext	C19th – EC20th	
U/S Cleaning toilet block	Colour Glazed ware	2	13	2	BS	Mug/jug	Salmon pink ext	MC19th – EC20th	
U/S Cleaning toilet block	Stoneware	3	48	1	Base	Bottle/jar	Pale grey-green stoneware	C19th – EC20th	
U/S Cleaning toilet block	TP Whiteware	1	133	1	Rim	Bowl	Asiatic Pheasants	MC19th – EC20th	Everted rim
U/S Cleaning toilet block	TP Whiteware	1	14	1	Rim	Plate	Albion	M – LC19th	
U/S Cleaning toilet block	TP Whiteware	2	18	1	Rim	Plate	Asiatic Pheasants	M – LC19th	
U/S Cleaning toilet block	TP Whiteware	1	11	1	BS	Plate	Floral design	M – LC19th	
U/S Cleaning toilet block	Whiteware	2	14	2	Handle	Mug/jug	U/Dec	M – LC19th	
U/S Cleaning toilet block	Bone China	1	23	1	Recessed base	Mug/jug	U/Dec	LC19th – EC20th	Printed mark ext; Phoenix rising; '...TSON BROS'
U/S Cleaning toilet block	BGCW	1	69	1	Rim	Pancheon	Brown glaze int	C18th – C19th	Rounded rim
U/S Cleaning toilet block	BGCW	1	29	1	Rim	Pancheon	Brown glaze int only	C18th – C19th	Angular rim
U/S Cleaning toilet block	Whiteware	1	20	1	Ring foot base	Bowl	U/Dec	M – LC19th	
U/S Cleaning toilet block	Blue Banded ware	3	9	3	Rim	Bowl	Blue slip lines ext	C19th	
U/S Cleaning toilet block	Blue Banded ware	1	2	1	BS	Hollow ware	Blue band ext	C19th	

Context	Type	No	Wt	ENV	Part	Form	Decoration	Date range	Notes
U/S Cleaning toilet block	TP Whiteware	1	5	1	Recessed base	Jar	U/ID TP design & thin gold line ext	MC19th -EC20th	
U/S Cleaning toilet block	Bone China	1	3	1	Base	Hollow ware	U/Dec	C19th – EC20th	
U/S Cleaning toilet block	Bone China	1	9	1	Ring foot base	Hollow ware	U/Dec	C19th – EC20th	
U/S Cleaning toilet block	Whiteware	1	14	1	Recessed base	Jar	U/Dec	M – LC19th	
U/S Cleaning toilet block	Whiteware	1	4	1	BS	Hollow ware	Relief moulded floral design ext	M – LC19th	
U/S Cleaning toilet block	Cane Coloured ware	1	3	1	BS	Hollow ware	U/Dec	C19th	Crazed & discoloured
U/S Cleaning toilet block	Bone China	1	3	1	BS	Hollow ware	U/Dec	C19th	
U/S Cleaning toilet block	Colour Glazed ware	1	2	1	BS	Hollow ware	Red ext	MC19th – EC20th	
U/S Machining through toilet block	Bone China	2	8	2	Rim	Cup	Willow	M – LC19th	Dark blue print on fluted body
U/S Machining through toilet block	BGCW	1	42	1	Rim	Pancheon	Clear (red-brown) glaze int	C18th – C19th	
U/S Machining through toilet block	Banded ware	2	21	1	Rim	Mug	Green & red lines ext	LC19th – EC20th	
U/S Machining through toilet block	Blue Banded ware	1	10	1	BS	Bowl	Thin blue lines ext	C19th	
U/S Machining through toilet block	Bone China	2	28	2	Rim	Cup	Blue TP floral design ext w/ gold detailing	LC19th – MC20th	
U/S Machining through toilet block	BGCW	1	76	1	Base	Pancheon	Brown glaze int only	C18th - C19th	
U/S Machining through toilet block	BSGSW	1	57	1	Base	?Bottle/jar	U/Dec	C19th	
U/S Machining through toilet block	Cane Coloured ware	2	26	1	Ring foot base	Bowl	U/Dec	C19th	
U/S Machining through toilet block	Cane Coloured ware	1	5	1	BS	Hollow ware	U/Dec	C19th	
U/S Machining through toilet block	Whiteware	2	72	1	Rim	Hollow ware	All-over blue int; relief moulded decoration ext	LC19th – EC20th	
U/S Machining through toilet block	Stoneware	1	69	1	BS	Flagon	Green int & et	MC19th – EC20th	
U/S Machining through toilet block	Stoneware	1	8	1	BS	Hollow ware	Green int & ext	MC19th – EC20th	Blistered ext
U/S Machining through toilet block	Fine Redware	1	9	1	BS	Hollow ware	White slip int; clear glaze ext	C19th	
U/S Machining through toilet block	Edged ware	1	19	1	Rim	Plate	Low relief moulding on edge w/ narrow dark blue paint on rim	EC19th	
U/S Machining through toilet block	TP Whiteware	1	12	1	Rim	Mug	Blue TP design ext w/ two children	M – LC19th	Possibly a child's mug or cup
U/S Machining through toilet block	TP Whiteware	1	13	1	Base	Flatware	Willow	M – LC19th	
U/S Machining through toilet block	TP Whiteware	1	5	1	BS	Plate	Willow	M – LC19th	
U/S Machining through toilet block	TP Whiteware	1	3	1	Rim	Plate	Asiatic Pheasants	M – LC19th	

Context	Type	No	Wt	ENV	Part	Form	Decoration	Date range	Notes
U/S Machining through toilet block	Bone China	1	26	1	Base	Jar	U/Dec	C19th	
U/S Machining through toilet block	Blue Banded ware	1	2	1	Rim	Mug/jug	Pale blue band ext	C19th	
U/S Machining through toilet block	TP Whiteware	1	1	1	BS	Flatware	Geometric dendritic design int	M – LC19th	
U/S Machining through toilet block	Whiteware	1	16	1	Base	Figurine/ornament	U/Dec	C19th	Press-moulded figurine
U/S Machining through toilet block	Banded ware	1	10	1	Base	Hollow ware	Pale band ext	C19th	
U/S Machining through toilet block	Whiteware	1	8	1	Base	Hollow ware	U/Dec	C19th	
U/S Machining through toilet block	Whiteware	1	8	1	Base	U/ID	U/Dec	C19th	
U/S Machining through toilet block	Whiteware	1	7	1	BS	Saucer	U/Dec	M – LC19th	
U/S Machining through toilet block	Whiteware	1	2	1	BS	Hollow ware	U/Dec	M – LC19th	
Probably U/S	BSGSW	1	31	1	Rim	Dish	Groove around ext edge of rim	C19th	
Probably U/S	BSGSW	1	17	1	Rim	Bowl	Clubbed rim	C19th	
Probably U/S	BSGSW	1	5	1	Rim	Jar	U/Dec	C19th	
Probably U/S	BSGSW	1	7	1	BS	Hollow ware	U/Dec	C19th	
Probably U/S	BGCW	4	102	4	BS	Pancheon	Brown glaze int only	C18th – C19th	
Probably U/S	Banded ware	1	6	1	Rim	Saucer	Green line inside rim	LC19th – EC20th	
Probably U/S	Edged ware	3	21	2	Rim	Plate	Wavy edge w/ low relief moulding & blue painted lip	E – MC19th	
Probably U/S	Edged ware	1	7	1	Rim	Plate	Moulded edge w/ pale blue paint	E – MC19th	
Probably U/S	Edged ware	1	2	1	Rim	Plate	Low relief moulding w/ blue painted edge	MC19th	
Probably U/S	TP Whiteware	2	22	2	Rim	Plate	Willow	M – LC19th	
Probably U/S	TP Whiteware	1	11	1	Footring base	Plate	Willow	M – LC19th	
Probably U/S	TP Whiteware	3	13	3	BS	Flatware	Willow	M – LC19th	
Probably U/S	Sponged ware	1	2	1	Rim	Flatware	Blue sponging int only	c.1830+	
Probably U/S	TP Whiteware	2	20	1	BS	Hollow ware	U/ID TP design ext	M – LC19th	
Probably U/S	TP Whiteware	1	9	1	BS	Hollow ware	U/ID Floral & geometric design int & ext	M – LC19th	
Probably U/S	TP Whiteware	1	7	1	Rim	Plate	Stylised leaf & scroll design	M – LC19th	
Probably U/S	TP Whiteware	1	3	1	BS	Hollow ware	Dark blue floral design int & ext	M – LC19th	
Probably U/S	TP Whiteware	2	9	2	BS	Hollow ware	U/ID red painted design ext	M – LC19th	
Probably U/S	Stoneware	1	5	1	BS	Hollow ware	Rouletted design ext; pale grey int	C19th	
Probably U/S	Whiteware	1	4	1	BS	Hollow ware	Low relief design ext	M – LC19th	
Probably U/S	URE	1	8	1	Perforated base	Flowerpot	U/Dec	MC19th – MC20th	

Context	Type	No	Wt	ENV	Part	Form	Decoration	Date range	Notes
Probably U/S	URE	3	57	3	BS	Flowerpot	U/Dec	MC19th – MC20th	
Probably U/S	URE	1	23	1	BS	Hollow ware	U/Dec	C18th – C19th	Flaked & abraded
Probably U/S	Whiteware	1	5	1	Footring base	Plate	U/Dec	M – LC19th	
Probably U/S	TP Bone China	1	7	1	Footring base	Flatware	Two Temples	C19th	
Probably U/S	TP Bone China	2	11	2	Rim	Dish/saucer	Two Temples	C19th	
Probably U/S	Bone China	2	11	1	Ring foot base	Dish	Blue sprigged decoration int	C19th	
Probably U/S	Cane Coloured ware	1	13	1	Rim	Bowl	Moulded rim	C19th	
Probably U/S	Slip Banded CC ware	1	7	1	Rim	Bowl	Multiple thin white slip lines ext	C19th	
Probably U/S	Slip Banded CC ware	2	10	2	BS	Hollow ware	Multiple thin white slip lines ext	C19th	
Probably U/S	Slip Banded CC ware	1	6	1	BS	Carinated bowl	Multiple thin white slip lines ext	C19th	
Probably U/S	Slip Banded CC ware	2	15	1	BS & handle	Mug/jug	Multiple thin white slip lines ext; moulded handle terminal	C19th	
Probably U/S	Slip Banded CC ware	1	8	1	BS & handle stump	Mug/jug	Multiple thin white slip lines ext; plain handle terminal	C19th	
Probably U/S	Cane Coloured ware	2	8	2	BS	Hollow ware	U/Dec	C19th	
Probably U/S	Slip Banded CC ware	1	9	1	BS	Bowl	Broad white slip band ext	C19th	
Probably U/S	Slip Banded CC ware	1	9	1	BS	Hollow ware	Multiple thin white slip lines & one brown line ext	C19th	
Probably U/S	Cane Coloured ware	2	10	2	Ring foot base	Bowl	U/Dec	C19th	
Probably U/S	Mocha ware	1	7	1	Rim	Bowl	Blue Mocha tree on a wide white slip band	C19th	
Probably U/S	Banded ware	1	3	1	Rim	Bowl	White slip lines on a brown body ext	C19th	
Total		126	1839	111					

Ceramic building material and other finds

Context	Type	No	Wt	ENV	Part	Form	Decoration	Date range
1019	Clay tobacco pipe	1	2	1	Bowl	Tobacco pipe	U/Dec	Undated
1072	Tile	1	65	1	Fragment	Roof tile	N/A	Undated
2009	Glass	6	41	1	Fragments	Figurine	Moulded translucent glass 3D figurine	Undated
3027	Plaster	1	1	1	Fragment	N/A	N/A	Undated
3028	TGE wall tile	1	24	1	Fragment	Wall tile	Hand painted blue design	C17th - C18th
3028	Wall tile	1	9	1	Fragment	Wall tile	U/Dec	C20th
3050	Wall tile	1	8	1	Fragment	Wall tile	U/Dec	LC19th – C20th
U/S	Wall tile	1	7	1	Fragment	Wall tile	Geometric red & black design on one side	C20th

Appendix 4: Clay pipes

Ctxt	B	S	M	Tot	Date Range	Dep	Marks	Qty Mkd	Decoration	Qty Dec	Comments
1001	1	101009		11	1790-1860	1790-1860			Unidentified X1	1	Small group of mainly plain stems of late C18th or C19th type. There is a very small bowl fragment with traces of moulded decoration, but not enough survives to be able to identify the decorative scheme.
1015		1		1	1750-1820	1750-1820					Single plain stem most likely late C18th or early C19th.
1019	7	64	1	72	1790-1830	1790-1830			Leaf decorated seams x2	2	A good sized group of fragments. The stems are plain and three have traces of green glaze. There is a single mouthpiece fragment. Two of the bowl fragments have leaf decorated seams the rest are plain and are most likely to be from the early C19th.
1027	1	1		2	1800-1900	1800-1900					Small bowl fragment and a single plain stem, both most likely to be C19th types.
1058	2	13	1	16	1790-1860	1830-1860	Cross x1	1	Flutes x1		All, but two of the stems in this group are plain; one has green glaze and another is ground at both ends and also has a stamped mark (c1780-1840). The single mouthpiece is covered with brown glaze. There are two bowl fragments, one is just a spur fragment the other is a very crudely made fluted bowl.
1064	1	2		3	1780-1910	1850-1910					Two plain stems late C18th or C19th types. The bowl is a nicely finished heavy Irish style bowl with a wiped rim.
1072		5		5	1780-1880	1780-1880					Group of plain stems of late C18th or C19th type one has heavy iron rich concretion adhering.
1074	1	2		3	1790-1880	1790-1880					Two plain stems most likely to be C19th types. The bowl fragment includes the full length of a short-stem and a nipple mouthpiece. The way in which the mouthpiece has been finished suggests this may be a continental import.
1082		2		2	1800-1900	1800-1900					Plain stems of C19th type.
1083		1		1	1800-1900	1800-1900					Plain stem of C19th type.

Ctxt	B	S	M	Tot	Date Range	Dep	Marks	Qty Mkd	Decoration	Qty Dec	Comments
1091	3	15		18	1790-1880	1830-1880			Decorated spur x1; laurel wreath and leaf decorated seams x1	2	All the stem fragments are plain, some are abraded, but all appear to be C19th types. There are three small bowl fragments - two spurs, one of which is decorated, and a rim fragment which is also decorated. Not enough of the designs survive to be able to identify the full decorative scheme.
1092		28		28	1790-1860	1790-1860					Group of very small and scrappy bits of plain stem; mixed late C18th to C19th.
1093	2	7		9	1830-1880	1830-1880					All of the fragments in this group are quite small and scrappy but would appear to be C19th types.
1094		1		1	1800-1910	1800-1910					Plain stem fragment with traces of green glaze.
1095		1		1	1780-1850	1780-1850					Plain stem of late C18th or C19th type.
1097		1		1	1800-1900	1800-1900					Plain stem of C19th type with large iron rich concretion adhering.
1101	56	400	11	467	1790-1820	1790-1820					This is a very large and contemporary looking group, most likely to be late C18th or early C19th. All of the stems are plain, two are attached to a piece of slaggy concretion; 11 have traces of glaze (10 green, 1 yellow/brown); one appears to be water rolled. There are 11 mouthpieces, 7 of which are plain; 2 have green glaze and one is badly burnt so it is impossible to identify its finish. The bowl fragments are also plain and all except one fragment appears to have been unsmoked. A range of unusual bowl forms are represented most likely c1790-1820, but unfortunately few of these are complete.
1102		2		2	1800-1900	1800-1900					Plain stems of C19th type.
1110	1	2		3	1790-1860	1790-1820			Flutes x1	1	Two plains stems of C19th type. The single bowl is flutes and has a mould line round the rim suggesting the mould has been altered or repaired during its lifetime.
1117		2		2	1800-1900	1800-1900					Plain stems of C19th type.
1120		1		1	1800-1900	1800-1900					Plain stem of C19th type.
1123		2		2	1750-1850	1750-1850					Plain stems C18th or C19th types.

Ctxt	B	S	M	Tot	Date Range	Dep	Marks	Qty Mkd	Decoration	Qty Dec	Comments
1125		1		1	1800-1900	1800-1900					Plain stem of C19th type.
1140	1			1	1880-1920	1880-1920	DUBLIN x1	1			Single heavy Irish style bowl with the word DUBLIN facing the smoker.
1159		4		4	1800-1900	1800-1900					Plain stems of C19th type.
2007	1	4		5	1780-1880	1830-1860	Dots x1	1	Flutes and leaf decorated seams x1	1	Small group of small fragments. The stem fragments are plain but one is curved and would almost certainly have come from a coiled pipe. The single bowl fragment has a crudely executed fluted design but has been whittled down.
2008	2	5		7	1800-1900	1830-1880			Eagle claw x1	1	Plain C19th stems. There are two bowls one plain and one that is almost certainly part of an eagle claw, most likely mid to late C19th type.
2009	2	2		4	1830-1880	1830-1880					Two plain stem fragments of C19th type. The bowl fragments are also plain. One is very small but appears to have a cut rim. The other appears to be a spurless form from the mid C19th.
3000		5		5	1800-1900	1800-1900					Plain stems of C19th type.
3022		2		2	1750-1900	1800-1900					Two plain stems one clearly C19th but the other appears to be a little earlier, possibly mid C18th. The C19th fragment has concretion adhering.
3025		3		3	1800-1900	1800-1900					Plain stems of C19th type.
3027		2		2	1800-1900	1800-1900					Plain stems of C19th type.
3028		2		2	1780-1900	1780-1900					Plain stems of late C18th or C19th type.
3029		1		1	1800-1900	1800-1900					Quite a large bore but appears to be a C19th type.
3047		2		2	1800-1900	1800-1900					Plain stems of C19th type.
3049		1		1	1800-1900	1800-1900					Plain stem of C19th type.
3050			1	1	1750-1900	1750-1900					Mouthpiece of C18th or C19th type.
3074		1		1	1800-1900	1800-1900					Plain stem of C19th type.
3075		1		1	1800-1900	1800-1900					Plain stem of C19th type.
3076		2		2	1800-1900	1800-1900					Plain stems of C19th type.

Ctxt	B	S	M	Tot	Date Range	Dep	Marks	Qty Mkd	Decoration	Qty Dec	Comments
3092		3		3	1800-1900	1800-1900					Plain stems of C19th type, one with traces of brown glaze.
u/s	1			1	1850-1880	1850-1880					Plain spurless bowl, most likely 3rd quarter of the C19th.
u/s	2	1		3	1800-1900	1800-1900					Single plain stem and two bowl fragments, all C19th types.
Totals:	84	605	14	703				3		8	

Appendix 5: Crucible fragments

Context	Description	Number of pieces
1001	Small fragment of possible non-ferrous metal crucible	1
1001	Fragment of used steelmaking crucibles	1
1072	Fragments of used steelmaking crucibles	6
1091	Fragments of used steelmaking crucibles, including lid fragment	5
1101	Fragments of used steelmaking crucibles	2
3049	Fragments of used steelmaking crucibles	2

Appendix 6: Metals

Context	Description	Number of pieces
1001	Iron fire-bar, approx 12" long	1
1001	Length of angle iron, 1"x1"x15"	1
1001	Ferrous metal hook ended rod	1
1001	Fragment of broken metal window frame. Fragment of broken engineers file. Heavily corroded fragment of ferrous metal (undiagnostic)	3
1001	Ferrous metal nails	2
1001	Fragments of corroded ferrous metal strip (undiagnostic)	5
1001	Undiagnostic strip of copper, approx 4½" x 1¾", two screw holes at one end. One tin disc (lid?), approx 2½" diameter	2
1016	Undiagnostic fragments of heavily corroded ferrous metal	1
1016	Possible fragment of window fitting	1
1019	Ferrous metal fire bar, approx. 12" long	1
1019	Possible bracelet	1
1020	Undiagnostic fragments of heavily corroded ferrous metal	7
1020	Crushed remnants of enamelled tin lampshade	1
1020	Non-ferrous nails (probable upholstery nails)	7
1045	Ferrous nails, fragment of broken file, undiagnostic fragments of heavily corroded ferrous metal, 3" diameter retaining ring	9
1045	Damaged face of pocket watch, approx 1¾" diameter	1
1045	Trapezoidal fragment of ferrous metal	1
1045	Length of copper wire and fragment of possible light fitting	2
1045	Small pear shaped brass disc, possible key hole cover/furniture fitting, approx 1¾"x1¼"	1
1045	Possible brass decorative/furniture fitting	1
1058	Brass pin	1
1064	Fragments of corroded ferrous metal strip (undiagnostic)	9
1064	Possible punch, approx 3½" long	1
1064	Fragment of furniture latch	1
1064	Ferrous metal bolt, 1¼" diameter	1
1064	Ferrous metal hook ended rod	1
1064	Head of small pick axe, approx 12" long, possibly a coal pick	1
1064	Fragment of broken cast iron drain pipe	1
1064	Fragment of broken engineers file	1
1064	Ferrous nails	3
1064	Undiagnostic heavily corroded fragment of ferrous bar	1
1064	Undiagnostic fragment of ferrous metal strip	1
1064	Heavily corroded fragment of knife blade	1
1064	Ferrous metal concretions, with brass cog wheels embedded within them. Cog wheels are approx 1" diameter and are probably from clockwork mechanism	2

Context	Description	Number of pieces
1064	Undiagnostic fragments of heavily corroded ferrous metal	7
1064	Ferrous metal furniture fitting, ferrous metal washers, threaded brass bolt, approx 10BA diameter/thread	4
1064	2 Brass gears, probably from clockwork mechanism, 1 brass split ring, 1 brass furniture handle, 1 used gun/rifle cartridge (brass), 1 copper nail, 1 fragment of undiagnostic strip, 1 bottle cap, 1 short length ¼" brass tube	9
1064	Brass washers, copper nails, fragments of undiagnostic non-ferrous metal strip	9
1064	Blob of partially melted lead	1
1064	Undiagnostic fragment of non-ferrous metal	1
1083	Undiagnostic concretion with fragment of brass tube embedded within it	1
1083	Undiagnostic fragment of non-ferrous metal, possibly brass	1
1101	Fragments of heavily corroded ferrous metal rod/possible nails	6
1117	Heavily corroded nails, fragment of broken engineers 'three-square' file, undiagnostic fragments of ferrous metal.	6
1117	Fragments of broken cast iron window frame	2
1117	Undiagnostic strip of corroded ferrous metal strip	1
1117	Ferrous nails	2
1136	Length of heavily corroded metal, approx 8" long	1
1136	Undiagnostic fragment of ferrous metal	1
1136	Ferrous metal nails	2
1136	Ferrous metal nail	1
3000	Undiagnostic ferrous metal structural fitting	1
3000	Broken fragment of hacksaw blade	1
3000	Ferrous nails	12
3000	Blob of solidified lead	1
3000	Nickel plated teaspoon	1
3015	Broken drain cover, wrought iron nail	2
3016	Undiagnostic strips of ferrous metal/possible strapping from wooden bucket or container	7
3016	Fragments of table knife blades	2
3016	Pieces of lock	2
3018	Broken desert spoon	1
3019	Brass window fitting	1
3019	Sheet metal pressing, approx 7¼" x 5¼", possibly ornamental/decorative piece	1
3020	Ferrous metal nails	30
3020	Fragment of corroded furniture spring	1
3020	Fragment of iron chain	1
3020	Fragments of corroded ferrous metal strip (undiagnostic)	4
3020	Ferrous metal bar ½"x½"x12" – visual appearance suggests wrought iron	1
3022	Nail, screw and broken trolley/dolls pram wheel	3

Context	Description	Number of pieces
3025	Offcut of ferrous metal rod, approx 2¼" diameter and ⅞" thick	1
3025	Fragments of coil spring, probable furniture spring	12
3025	Ferrous nails	4
3025	Fragment of ferrous metal tube, fragment of ferrous metal structural fitting (undiagnostic)	2
3025	Brass pan from scales, approx 4½" diameter	1
3025	Brass hose fitting and short length copper wire	2
3027	1½" ferrous metal washer, 1 nail	2
3028	Fragments of bucket handle	3
3028	Ferrous nails	4
3028	Corroded tin can	1
3028	Heavily corroded nail	1
3029	16 pieces heavily corroded cutlery	16
3029	Fragment of broken buckle	1
3051	'S' shaped spanner	1
3051	Possible front 'truck' from a roller skate	1
3051	Stainless steel knife blade	1
3051	Undiagnostic pieces of heavily corroded ferrous metal	3
3051	Ferrous metal fire iron, approx 12" long	1
3051	Fragments of corroded bucket handle	2
3051	Shoe repair 'anvil' fitting	1
3051	Broken fragment of 'half-round' engineers file	1
3051	Possible suspension arm from motorcycle sidecar	1
3051	Fragment of possible bottle top	1
3051	Bent panel pin	1
3051	Small crushed tin of cosmetics, possibly face cream	1
u/s	Strip of lead	1

Appendix 7: Process residues

Context	Description	Number of pieces
1022	Undiagnostic slag/probable fuel ash slag	1
1091	Undiagnostic slag/probable fuel ash slag	17
1091	Undiagnostic/possible metalliferous slag, one fragment of vitrified and clinkered refractory stone	5
1094	Possible bulk iron or steelmaking slag	5
1117	Undiagnostic slag/probable fuel ash slag	1
1136	Undiagnostic slag/probable fuel ash slag, one with clay pipe stem inclusions	5
u/s	Undiagnostic slag	1

Appendix 8: Other metal artefacts

Context	Description	Number of pieces
1064	Undiagnostic concretion with fragment of glass embedded within it – glass has part of name in its surface	1
1091	Mortar	1
1136	Iron rich concretions with fragments of broken glass, bone or clay pipe and part of a very heavily corroded table fork.	2

Appendix 9: Metals viewed by K Hawley

Context	Items	Description	Date
1019	1	Copper alloy object, could be clip or jewellery fitting. Twisted oval 'wire' with three squares welded equidistant from each other along lower section.	19 th – 20 th C
1045	3	Dial from a small time piece, seems to be early plastic on ferrous metal. Roman numerals and second dial, with '...ORMA..' mark visible in centre. Teardrop shaped pendant, some kind of copper alloy. Pierced at top. Copper alloy key surround, probably a box or cupboard fitting. Distinct keyhole in centre and decorative, with bird motif.	20 th C
3000	2	1 nickel silver spoon, teaspoon sized. Stamped 'STAINLESS NICKEL' on reverse. Small lump of lead.	19 th – 20 th C
3018	1	Part of a nickel silver dessert spoon.	19 th – 20 th C
3029	17	15 cast iron fork fragments, all with long flat tangs. 1 5" round point table knife, scale tang with a wooden handle, possibly some kind of hardwood (?cocobola) 1 miscellaneous ferrous object, could be a fitting or buckle part.	?19 th C
3051	1	Small tin of 'Snowfire Vanishing Cream'. Circular silver coloured tin, with clearly visible logo on top. Diameter 40mm.	1940/50s
3051	2	Double open ended spanner, 'S' shank. Fairly corroded. Two wheels on either end of a short axel, very corroded. Could be part of a rollerskate?	Late 19 th – early 20 th C
TOTAL	27		

Appendix 10: Shell

Context	Context information	No.	Date	Description
Unstrat	Unstratified	5	-	3 fragments mussel, 1 small fragment cockle and 1 medium whelk (60mm).
1019	Made ground	3	-	1 oyster shell, 2 small fragments burnt shell.
1034	Deposit above floor [1035]	1	-	Mussel shell fragment.
1064	Fill between walls [1040], [1041] and [1042]	4	?19 th C	2 mussel shells, 1 small fragment of cockle. 1 worked shell button; flat sew through, four hole; teal coloured mother-of-pearl; diameter 22mm.
1091	Rubble deposit	1	-	1 oyster shell.
1097	Fill of [1096]	1	-	Mussel shell fragment.
2008	Fill between [2002] and [2003]	9	-	1 complete and 8 mussel shell fragments.
2009	Deposit [2008] beneath	5	-	1 oyster shell, 4 mussel shell fragments.
3076	Deposit [3075] beneath	1	-	1 oyster shell.
3092	?	1	-	1 fragment oyster shell.
TOTAL		31		

Appendix 11: Worked bone

Context	Context information	No.	Date	Description
1064	Fill between walls [1040], [1041] and [1042]	7	?19 th C	1 small bone off-cut; 2 thin bone scales; 1 small thin section tortoiseshell; stag horn/antler handle, drilled for tang and sawn lengthways; 1 long scale with copper alloy rivet at one end; 1 table knife/fork handle with 'forebuck' pattern.
1083	Rubble below [1077]	2	?19 th	1 bone toothbrush, engraved 'EXTRA FINE PAR...'. 1 knife/fork handle with five copper alloy (brass) rivets.
1087	?	1	-	Thin scale of bone, 'coffin shaped' with slightly bevelled edges.
1101	Made ground under [1020]	1	-	Off cut, possibly wood veneer. Very fine circular saw marks visible. ?Walnut.
1159	?	1	-	Broken fragment, circular saw marks visible.
3028	Fill between [3007] and [3008]	1	-	Bone handle waster fragment.
3051	Demolition backfill between [3007] and [3006]	2	?19 th C	2 fragments of bone toothbrush (fit together) measures 163mm x 15mm. Engraved with 'CUBLEY & PRESTON SHEFFIELD'
3076	Deposit beneath [3075]	1	?19 th C	Short rectangular section of material, possibly early plastic, broken at one end 65mm x 20mm. Saw marks visible on two sides.
TOTAL		16		

Appendix 12: Unworked bone

Area 1

Ctxt	Sp	AU	PF	DF	Butchery	Notes
1001	large	rib			Chopped	
1001	medium	rib			Chopped	
1001	medium	rib			Chopped	
1001	medium	rib				
1001	medium	rib				
1001	Ovi-Caprid	H		Fused		
1001	Piscean	rib				
1001	small	P				
1001	small	P				
1001	small	rib				
1001	small	U1				
1019	Equus	Mt	Fused	Fused		
1019	large	At			Chopped	
1019	medium	rib			Shaft chopped	
1019	Ovi-Caprid	Md				M2 & M3 present
1027	?	?			Chopped	
1027	?	?				
1027	?	?				
1027	?	?				
1027	?	?				
1027	?	?				
1027	medium	rib			Chopped	
1027	medium	rib			Chopped	
1027	medium	rib			Chopped	
1027	Ovi-Caprid	Phx				
1027	small	H				
1027	small	H				
1027	small	U1				
1034	medium	rib			Chopped	

Ctxt	Sp	AU	PF	DF	Butchery	Notes
1045	Ovi-Caprid	R		Fused	Sawn shaft	Ulna present
1045	Ovi-Caprid	Ast	Fused	Fused		
1045	Ovi-Caprid	Cal	Fused	Fused		
1045	Ovi-Caprid	H		Fused		
1045	Ovi-Caprid	H		Unfused		
1045	Ovi-Caprid	T		Fused		
1045	Ovi-Caprid	T		Unfused		Unfused epiphyses
1058	?	skull				Fragment
1058	large	rib				
1058	large	T				Fragment
1058	medium	long bone				Fragment
1058	medium	rib				
1064	?	skull				Fragment
1064	?	skull				Fragment
1064	?	skull				Fragment
1064	?Bos	long bone				Neo-natal
1064	?Bos	long bone				Neo-natal
1064	Bos	At			Chopped	
1064	Bos	Ax				
1064	Bos	Phx	Fusing	Fused		
1064	Bos	Phx	Fused	Fused		
1064	Bos	Phx	Fused	Fused		
1064	Bos	Phx	Fused	Fused		
1064	Bos	Phx	Fused	Fused		
1064	Bos	Phx	Fused	Fused		
1064	Bos	Phx	Fused	Fused		
1064	large	long bone			Chopped	Unfused epiphyses
1064	large	rib			Chopped	
1064	large	rib			Chopped	
1064	large	T			Chopped	Shaft fragment
1064	large	vertebrae			Chopped	
1064	large	vertebrae			Chopped	

Ctxt	Sp	AU	PF	DF	Butchery	Notes
1064	medium	?				Fragment
1064	medium	?				Fragment
1064	medium	?				Fragment
1064	medium	?				Fragment
1064	medium	?				Fragment
1064	medium	?				Fragment
1064	medium	H/F				Epiphyses
1064	medium	long bone				Fragment
1064	medium	long bone				Fragment
1064	medium	long bone				Fragment
1064	medium	long bone				Fragment
1064	medium	long bone				Fragment
1064	medium	rib				
1064	medium	rib				
1064	medium	rib				Fragment
1064	medium	rib				Fragment
1064	medium	rib				Fragment
1064	medium	rib				Fragment
1064	medium	rib				Fragment
1064	medium	rib				
1064	medium	rib				
1064	medium	rib				
1064	medium	rib				
1064	medium	rib				
1064	medium	rib				
1064	medium	rib				
1064	medium	rib				
1064	medium	rib				Gnawed by carnivore
1064	medium	rib				Gnawed by carnivore
1064	medium	rib				
1064	medium	rib				
1064	medium	rib				

Ctxt	Sp	AU	PF	DF	Butchery	Notes
1064	medium	rib				
1064	medium	rib				
1064	medium	rib				
1064	medium	rib				
1064	medium	rib				
1064	medium	rib				
1064	medium	rib				
1064	medium	rib				
1064	medium	rib				
1064	medium	rib				
1064	medium	rib				
1064	medium	rib				
1064	medium	rib				
1064	medium	T				Shaft fragment
1064	medium	vertebrae				
1064	medium	vertebrae				
1064	medium	vertebrae				
1064	medium	vertebrae				
1064	medium	vertebrae				
1064	medium	vertebrae				
1064	medium	vertebrae				
1064	medium	vertebrae				
1064	medium	vertebrae				
1064	Ovi-Caprid	H			Chopped	
1064	Ovi-Caprid	Sc			Chopped	
1064	Ovi-Caprid	T			Cross-section of sawn shaft	
1064	Ovi-Caprid	Cal	Fused	Fused		
1064	Ovi-Caprid	fibula				
1064	Ovi-Caprid	incisor				
1064	Ovi-Caprid	incisor				
1064	Ovi-Caprid	Phx	Fused	Fused		
1064	Ovi-Caprid	Phx	Unfused	Fused		
1064	Ovi-Caprid	Phx	Unfused	Fused		

Ctxt	Sp	AU	PF	DF	Butchery	Notes
1064	Ovi-Caprid	Phx	Unfused	Fused		
1064	Ovi-Caprid	Phx	Fused	Fused		
1064	Ovi-Caprid	R		Unfused		
1064	Ovi-Caprid	T				Epiphysial fragment
1064	Ovi-Caprid	T		Unfused		
1064	Piscean	rib				
1064	Piscean	vertebrae				
1064	rodent	rib				
1064	rodent	skull				
1064	small	F				
1064	small	F				
1064	small	H				
1064	small	long bone				
1064	small	long bone				Fragment
1064	small	long bone				
1064	small	P				
1064	small	rib				
1064	small	rib				
1064	small	rib				
1064	small	Sc				
1064	small	Sc				
1064	small	skull				Fragment
1064	small	T				
1064	small	T				
1064	small	vertebrae				
1064	small	vertebrae				
1064	small	vertebrae				
1064	Sus	molar			Chopped	
1064	Sus	R	Fused		Chopped	
1064	Sus	incisor				
1064	Sus	U1	Fused	Unfused		
1081	large	rib				

Ctxt	Sp	AU	PF	DF	Butchery	Notes
1081	large	rib				
1081	medium	R				Fragment
1081	medium	rib				
1081	medium	rib				
1082	medium	rib				
1082	small	vertebrae				
1083	?	?				
1083	?	?				
1083	?	?				
1083	?	?				
1083	large	rib			Chopped	
1083	large	rib			Sawn	
1083	large/medium	long bone				
1083	large/medium	long bone				
1083	large/medium	long bone				
1083	medium	rib			Chopped	
1083	medium	rib			Chopped	
1083	medium	rib			Chopped	
1083	medium	rib				
1083	Ovi-Caprid	H		Fused		
1083	small	F				
1083	Sus	U1			Shaft sawn or chopped	
1083	Sus	Mp	Unfused	Unfused		
1091	large/medium	blade			Chopped	
1091	medium	vertebrae			Chopped	
1092	large/medium	?				Fragment
1092	large/medium	long bone				Fragment
1097	?	?			Sawn	Fragment
1101	medium	rib			Chopped	
1101	Ovi-Caprid	T		Fused		

Area 2

Ctxt	Sp	AU	PF	DF	Butchery	Notes
2008	Sus	Mt III	Fused	Fused		
2009	small	long bone				Shaft fragment

Area 3

Ctxt	Sp	AU	PF	DF	Butchery / Working	Notes
3000	?	long bone				Fragment
3000	?	long bone				Fragment
3000	?	long bone				Fragment
3000	?	long bone				Fragment
3000	large	rib			Sawn shaft	
3000	medium	rib			Shaft chopped	
3000	medium	rib				
3000	Ovi-Caprid	Ax	Unfused	Unfused		
3000	small	H/F				
3000	Sus	Ul			Undiagnostic cut marks	
3015	medium	vertebrae			Chopped	
3025	medium	rib			Cut marks on shaft	
3025	medium	rib			Shaft chopped	
3025	medium	rib			Shaft chopped	
3025	medium	long bone			Square cut fragment	
3025	medium	vertebrae				Fragment
3025	medium	vertebrae				Fragment
3025	Ovi-Caprid	F	Fused			
3025	small	vertebrae				
3027	<i>Felis</i> sp.					c. 110 fragments
3027	large	rib			Shaft sawn both ends to create trapezoidal shape	
3027	large	rib			Shaft sawn both ends to create trapezoidal shape	
3027	large	rib			Shaft sawn both ends to create trapezoidal shape	
3027	medium	vertebrae			Chopped longitudinally	

Ctxt	Sp	AU	PF	DF	Butchery / Working	Notes
3027	medium	rib				Fragment
3027	medium	rib				Fragment
3027	medium	rib				Fragment
3027	medium	rib				Fragment
3028	medium	rib			Shaft chopped	
3028	medium	rib			Shaft chopped	
3028	medium	rib			Shaft chopped	
3028	small	H				
3028	small	H				
3028	small	rib				
3029	medium	rib			Sawn shaft	
3029	medium	rib			Shaft chopped	
3029	medium	rib				Fragment
3029	small	F				
3029	small	H/F				
3050	Ovi-Caprid	Sc			Dismembering cut marks on blade	
3051	medium	rib			Shaft chopped	
3092	large	rib			Sawn shaft	

Appendix 13: Ceramic building material

Context	Context information	No.	Date	Description and measurements
Unstrat	Unstratified	1	19/20 C	Very small fragment of CBM, undiagnostic.
Unstrat	Unstratified	1	20 C	Small fragment modern looking concrete.
1019	Made ground	1	19/20 C	1 small fragment heavily fired brick, undiagnostic.
1064	Fill between [1040], [1041], [1042]	4	19/20 C	1 fragment grey mortar with plastic adhering to one side, 1 very small red ceramic fragment, 2 small possible stone fragments.
1091	Rubble deposit	1	?20 C	Brown glazed tile fragment, fairly fine fabric.
1101	Made ground	3	19/20 C	Concrete like concretion with fragment of clay pipe adhering; two very small fragments abraded CBM.
1117	Rubble deposit below [1048]	3	19/20 C	3 fragments of coarse brick, undiagnostic.
3000	Overburden	2	19/20 C	2 fragments polychrome glazed tile, one with floral design and concrete mortar adhering. From fireplace surround or similar.
3015	Fill between walls [3002] and [3003]	2	19/20 C	2 small fragments of white plaster, with white paint adhering to one side.
3018	Fill between walls [3004] and [3005]	2	19/20 C	1 fragment black glazed tile, 1 fragment black/white glazed tile; kitchen or bathroom type.
3020	Disturbance between walls [3014] and [3021]	1	19/20 C	Fragment of white glazed bathroom/kitchen type tile.
3029	Fill between walls [3008] and [3009]	1	19/20 C	1 very small fragment of CBM, with small amount of black ash mortar adhering.
3051	Demolition backfill	1	19/20 C	Ceramic object; cylindrical, depth 18mm, diameter 30mm. Fabric is fairly coarse, friable but fired. Possible kiln furniture or waste from brick making?
3092	?	1	19/20 C	Small fragment brick; dark red fabric.
TOTAL		24		

Appendix 14: Coins

Context	Context information	No.	Deposition date	Description and measurements
1083	Rubble deposit below (1077)	1	?1860 - 1950s	Heavily corroded copper alloy disc, no surface detail visible. Half-penny size; diameter 25mm. Could date between the mid nineteenth to mid twentieth century.
1117	Rubble deposit below [1048]	1	Post 1906	Corroded Edward VII half-penny coin; bronze issue; 1906 date clearly visible on reverse, Diameter 25mm.
1125	Blue clay under (1124)	1	Post 1799	Corroded George III half-penny coin; copper or copper alloy; inscriptions point to 1799 as year of manufacture. Diameter 30mm.
3049	Grey silt under (3070)	1	-	Very corroded metal disc, possibly ferrous. Diameter 27mm. No detail visible.

Appendix 15: Leather

Context	Context information	No.	Date	Description and measurements
1045	Fill of cellar space	14	-	Remains of at least 4 shoes/boots, including two child size shoe soles (110mm and 140mm in length). Two fragments of boot front quarter with copper eyelets and several miscellaneous fragments.
1064	Fill between walls [1040], [1041], [1042]	c. 25	?19 C	Remains of at least 5 shoes/boots, most appear child size, ranging in length between 140 – 150mm.
1064	Fill between walls [1040], [1041], [1042]	1	-	Part of leather strap, rounded at one end with copper rivet or 'popper' attached to a small circular patch of leather. Could be shoe fitting or from garment?
1083	Rubble deposit below [1077]	2	?19 C	Leather heel fragments, with copper alloy tacks visible. May be from same item. 42 x 38mm, child size.
2009	Deposit beneath (2008)	6	-	Remains of c.3 adult shoes. Largest measures 300mm x 100mm at its widest point, with ferrous clad heel area. Probably work shoe/boot sole. Second complete sole measures 250 mm x 65mm at its widest point. Both have copper alloy tacks visible around sole and show signs of wear. 4 fragments may be from same large shoe, which also has ferrous clad heel area.
TOTAL		48		

Appendix 16: Stone

Context	Context information	No.	Date	Description and measurements
1117	Rubble deposit below [1048]	1	-	Fragment of burnt shale.
2008	Fill between [2002] and [2003]	3	-	2 fragments of mica rich sandstone. 1 fragment of burnt shale.
2009	Deposit beneath [2008]	4	-	3 slate fragments, all grey, one burnt. Probably from tiles. 1 large fragment of worked fine grained grey sandstone, with rectangular indent. Possible mould?
3018	Fill between [3004] and [3005]	4	20 th C	Possibly stone, or synthetic stone amalgam, grinding wheel, 140mm diameter. 3 fragments polished green stone – work surface fragments?
3092	?	1	-	Rounded sandstone fragment, possibly worked?
TOTAL		13		

Appendix 17: Glass

Context	Containers					Window		Vessel	Other	Etching, embossing, labels	Complete dimensions			Notes
	Frag	complete/nr complete bottles	base fragments	body fragments	neck	fragments >5mm	fragments <5mm	table ware fragments	other fragments		Height (MM)	Width/circumference of base (mm)	Date (century)	
1001	9					9						20	8 plate glass frags, 3 plain clear and iridescent; 5 wire reinforced with wire (4 of those ribbed), 1 ribbed	
1001	2			2								19-20	1 clear, 1 green; undiagnostic	
1001	1				1							19-20	Vertical seam, applied collar, press moulded.	
1015	2						2					19-20	Clear, iridescent.	
1015	1			1								19-20	Green, undiagnostic.	
1019	2		2									19-20	1 AB medicine, 1 olive green thick and heavy, probably beer.	
1019	3						3					19-20	Clear.	
1019	4								4			19-20	1 thin undiagnostic, possible lamp glass, clear with iridescence; 1 curvy lip of decorative probably bowl, very thick; 2 fragments white opaque glass, fit together, probably ornament.*	
1020	5					1	4					19-20	All clear	
1026	5								5			19-20	Ruby glass, with one heavy base fragment, possible bowl or ornament. *	
1045	1				1							19-20	Clear plate fragment	

Context	Containers				Window		Vessel	Other	Etching, embossing, labels	Complete dimensions			Notes
	Frag	complete/nr complete bottles	base fragments	body fragments	neck	fragments >5mm	fragments <5mm	table ware fragments		other fragments	Height (MM)	Width/circumference of base (mm)	
1045	6			6								19-20	2 green, 3 clear, 1 AB with measure ribs on front.
1045	2				2							19-20	1 from medicine bottle, unfinished lip, AG. 1 green wine bottle, machine made.
1045	5		5									19-20	3 AG; one of which is medicine bottle embossed '..OID' on side; 1 green and 1 clear.
1045	4								4			19-20	1 AG teardrop/mushroom shaped stopper from medicine or perfume bottle; 1 cut glass multi-sided base, clear, probably from small bowl or candlestick type; 1 smooth conical object, clear no idea of use; 1 cut glass fragment from possible bowl. *
1064	16				16							19-20	6 AB, mostly short necks with flat rounded lips. 1 with vertical seams, 1 without probable turn mould. 1 clear, flattened lip, no seams visible. 1 machine made with double collar. 4 AG, 2 iridescent, 2 with applied double collar, press moulded. 5 clear; 3 with flattened lips, 1 with thick ring lip. Mostly medicine or spirit bottles.
1064	7				7							19-20	Cobalt blue medicine/poison bottle fragments including neck, vertical ribbing on side. Short neck. Iridescent and applied collar, press moulded.
1064	6		6									19-20	1 green beer, 1 blue medicine, 1 AB medicine, 3 AG; 1 medicine, 1 sauce, 1 liquor. All undiagnostic.
1064	3								3			19-20	3 glass stoppers, probable from medicine bottles. 2 AG, 1 clear. Clear has scalloped edge, others plain.*
1064	3					2	1					19-20	All clear.

Context	Containers				Window		Vessel	Other	Etching, embossing, labels	Complete dimensions			Notes
	Frag	complete/nr complete bottles	base fragments	body fragments	neck	fragments >5mm	fragments <5mm	table ware fragments		other fragments	Height (MM)	Width/circumference of base (mm)	
1064	1							1				19-20	Rim fragment of possible drinking glass/tumbler. Clear. Heavy.
1064	3			3								19-20	AB, undiagnostic.
1064	1			1					Embossed 'NDON'			19-20	Amber, undiagnostic.
1064	12			12					One embossed 'SHEFF' one with 'DAM...'			19-20	Green; one acid etched 'THOM...'
1064	36			36								19-20	AG, undiagnostic,
1064	7			7								19-20	Clear, undiagnostic
1064	4							4				19-20	3 from clear lampshade, 1 is body fragment other two are necks or base with diameters 45mm and 25mm. 1 round hollow base, diameter 45, possible lamp base. *
1064	2							2				19-20	Ruby glass, undiagnostic. *
1064	2							2				19-20	Opaque, one aquamarine and one grey, undiagnostic.
1064	7							7				19-20	7 clear cut glass, 4 different wavy rims represented. Suggests at least 4 vessels (bowls etc?)
1064	1							1				19-20	Amber fragment from ornament, in shape of wheel (from wheelbarrow?)
1072	1	1										19-20	Clear, undiagnostic
1081	3			3								19-20	Aqua green body
1081	3							3				19-20	Cut glass, ribbed with curved lip, clear, probably decorative bowl.
1082	1					1						19-20	Clear window frags

Context	Containers				Window	Vessel	Other	Etching, embossing, labels	Complete dimensions			Notes	
	Frag	complete/nr complete bottles	base fragments	body fragments	neck	fragments >5mm	fragments <5mm		table ware fragments	other fragments	Height (MM)		Width/circumference of base (mm)
1083	7			7								19-20	4 clear; 1 blue embossed "GHA"; 1 green, all undiagnostic.
1083	2								2			19-20	Both cut glass, one with diamond pattern, one with vertical lines and wavy rim. Bowls?
1083	7								7			19-20	Very thin clear fragments, probably lamp, some staining.
1083	9			9								19-20	2 green; 3 AG; 4 clear (3 from same iridescent medicine bottle) all undiagnostic.
1083	3		3									19-20	1 clear, 1 green embossed KCB / 5402 on base, machine made, 1 AG.
1083	3				3							19-20	Possible medicine or sauce bottles? All AG; two possible turn mould with applied collar. 1 press moulded with applied collar.
1083	7								7			19-20	Lamp shape fragments, clear with staining. One acid etched with floral design. 1 could be base or top.*
1083	1								1			19-20	1 AG stopper, diameter 60mm, could be from ointment jar, metallic residue congealed on top. *
1083	6							6				19-20	All clear, 3 cut glass with wavy rim, probable bowl. 3 wine glass bases, 2 with stem. 1 has diameter of base 70mm, one with 55mm. Glass is straight sided.
1087	2						2					19-20	Clear
1087	2			2								19-20	Clear, undiagnostic
1087	2			2								19-20	Green, undiagnostic.
1087	1								1			19-20	Possible rim of vessel, very straight. Clear.

Context	Containers				Window		Vessel	Other	Etching, embossing, labels	Complete dimensions			Notes
	Frag	complete/nr complete bottles	base fragments	body fragments	neck	fragments >5mm	fragments <5mm	table ware fragments		other fragments	Height (MM)	Width/circumference of base (mm)	
1095	1			1								19-20	Green, undiagnostic.
1097	2						2					19-20	Clear iridescent window glass.
1097	1			1								19-20	Green, undiagnostic.
1101	5						5					19-20	Clear
1101	3			3								19-20	Green body, undiagnostic, iridescent.
1159	1			1									1 green body frag, undiagnostic.
2007	4			4								?19	2 green body frags, one with '...PERIAL...' embossed. 2 AG, one very bubbly.
2007	1				1							19-20	AG, iridescent with applied double collar. Possible turn mould.
2008	1	1										19	Complete green wine or beer bottle, heavy and iridescent with deep kick up. Poss turn mould, applied single collar.
2008	2							2				19-20	1 small lens, diameter 30mm. 1 clear decorated cut glass type fragment, from dish/bowl?
2008	2			2								19-20	1 AG, 1 green body frags, undiagnostic
2008	1				1							19-20	1 clear neck fragment, probably from jar.
2008	2		2									19-20	2 base fragments, iridescent, probably same bottle. AG. Undiagnostic.

Context	Containers				Window	Vessel	Other	Etching, embossing, labels	Complete dimensions			Notes	
	Frag	complete/nr complete bottles	base fragments	body fragments	neck	fragments >5mm	fragments <5mm		table ware fragments	other fragments	Height (MM)		Width/circumference of base (mm)
2009	4			4								19-20	All iridescent, 3 AG from hexagonal possible medicine bottle. 1 green, possible wine bottle fragment.
2009	1				1							19-20	1 long neck fragment, from wine bottle, possible turn mould, with applied collar.
2009	3		3									19-20	2 wine bottle base fragments, heavy with kick-ups. 1 round phial base, clear.
3000	2		2					"LIQUOR / BOTTLE / SCOTLAND"				20	1 clear round bottle base, liquor bottle. 1 small AG phial base.
3000	4			4								20	4 clear body frags, modern looking
3000	2						2					19-20	Window
3000	1								1			19-20	Yellow/white marble
3015	2				2			One reads "THOs RAWSON & Co / SHEFFIELD / POND STREET / 1901", other reads "TENNANT BROs Ltd / SHEFFIELD / EXCHANGE/ W/ BREWERY/ 1912"				20	1 green wine bottle top with vulcanised rubber stopper, 1 olive green with rubber stopper. Both applied double collar. *
3015	1						1					20	Clear

Context	Containers				Window		Vessel	Other	Etching, embossing, labels	Complete dimensions			Notes	
	Frag	complete/nr complete bottles	base fragments	body fragments	neck	fragments >5mm	fragments <5mm	table ware fragments		other fragments	Height (MM)	Width/circumference of base (mm)		Date (century)
3015	1	1							One side "SHEFFIELD / MINERAL WATER//SYNDICATE" with central lion holding flask and crest logo and TRADE MARK. Other side "HOLDERS / OF/ 18 / GOLD MEDALS"			19-20	Missing neck. AG bottle, mould made. Wavy line around base and "SM/SM" logo on base.*	
3015	3	3							Vertical embossing reads "1899 / HOLDERS OF /18/...DALS/...MINERAL/ WATER SY LIMITED..."			19-20	Green bottle fragments, fit together. Lion holding flask and crest logo visible. Mould made.*	
3015	2			2								19-20	1 olive green, 1 clear fragment	
3015	1											1	19-20	Clear fragment, moulded decoration, probably from vessel?
3015	2											2	19-20	2 clear glass stoppers. 1 large, screw threaded with decorative floral pattern top, probably machine made. 1 is small, probably from medicine bottle tope, round top with bubble in centre.
3016	3							3						Clear window frags
3016	11				11								19-20	7 aqua blue, 2 green, 1 amber, 1 clear. Most appear to be medicine or sauce/relish bottles. 2 relish, unfinished lip. Several machine made.
3016	9			9					One embossed 'GOLD ME...'				19-20	Green body fragments
3016	2			2					ROF..' and '..MEA..'				19-20	Amber fragments.

Context	Containers				Window		Vessel	Other	Etching, embossing, labels	Complete dimensions			Notes
	Frag	complete/nr complete bottles	base fragments	body fragments	neck	fragments >5mm	fragments <5mm	table ware fragments		other fragments	Height (MM)	Width/circumference of base (mm)	
3016	14			14					One frag with '...IDER WILSO..' and one with horizontal ribs for measures from medicine bottle			19-20	Aqua green fragments, mostly undiagnostic. Some probably from medicine or sauce bottles.
3016	3		3						One embossed on front 'VENOS / LIGHTNING/COUGH/CURE'			19-20	Green base fragments, one from medicine bottle. *
3016	1		1						ATTERCLIFFE' on front, 'REDFEARN BROS / BOTTLE MAKERS / BARNESLEY' from H. Meadowcroft bottle			19-20	Amber fragment. *
3016	4		4									19-20	Aqua blue base frags; 1 with ribbed tablespoons embossed 'OONS'; two Henderson Relish bottles, embossed 'HENDERSONS/RELISH/SHEFFIELD'; probable mould made.
3016	5		5						1 embossed 'ABLE WATERS LTD / SHEFFIELD'			19-20	Aqua green base frags
3016	1		1									19-20	Clear phial base, no apparent seams
3016	2							2				20	Undiagnostic; 1 yellow green uranium glass and 1 fragment cut glass.
3016	1	1							HENDERSONS/ RELISH/ SHEFFIELD'	65	35	19-20	Hendersons Relish bottle, aqua blue, two seams. No neck. *
3016	1	1							Embossed 'Boots / Cash / ...mists'	80	40	19-20	1 clear jar, screw top machine made. *
3016	2	2							BRADLEY & Co / SHEFFIELD' one with '1904' near base	220	65	19-20	AG; one with 1904 has two vertical seams with applied collar suggest mould made. *

Context	Containers				Window		Vessel	Other	Etching, embossing, labels	Complete dimensions			Notes
	Frag	complete/nr complete bottles	base fragments	body fragments	neck	fragments >5mm	fragments <5mm	table ware fragments		other fragments	Height (MM)	Width/circumference of base (mm)	
3016	2	2							"SHEFFIELD / TRADEMARK/MINERAL WATER/ SYNDICATE" with wavy line at base. Other embossed vertically "SHEFFIELD / MINERAL WATER / SY LTD / TRADE MARK / 1901 / HOLDERS / OF / 18 GOLD MEDALS" with wavy line at base. Base embossed 'SM/SM'.	230	65	20	AG; both same lion and crest logo, embossed in different styles. Both mould made, screw top. One with bottle top reading 'Wm STONES / CANNON BREWERY / SHEFFIELD' *
3016	1	1							Embossed ' RIDER WILSONS / TABLE WATERS / SHEFFIELD' Stopper with 'G.H. GARLEY / SHEFFIELD'	220	55	19-20	AG; double seams, applied collar *
3016	4	4							One green with stopper 'THOS RAWSON & CO / LIMD / POND STREET / 1900 / SHEFFIELD'	220	65	19-20	Green; three identical embossed vertically 'H.MEADOWCROFT/ SHEFFIELD' and on rear 'REDFEARN BROS / BOTTLE MAKERS/ BARNESLEY' all screw top with vertical seams with applied lip. One olive green, embossed 'H. MEADOWCROFT / ATTERCLIFFE' on front with same Redfearn embossing on rear. Two vertical seams with applied collar, slightly smaller than others. *
3019	3						3					19-20	Clear window frags
3020	3			3								19-20	Clear body fragments, one with '...HEFFI...' embossed
3020	2								2				Melted glass fragments
3020	1						1					20	Window frag
3020	4				4							20	Four fragments of clear bottle neck, from different vessels. One machine made.

Context	Containers				Window	Vessel	Other	Etching, embossing, labels	Complete dimensions			Notes	
	Frag	complete/nr complete bottles	base fragments	body fragments	neck	fragments >5mm	fragments <5mm		table ware fragments	other fragments	Height (MM)		Width/circumference of base (mm)
3022	11			11								19-20	11 AB and clear body fragments, mould seams visible. *
3022	3		3									19-20	3 AG base fragments from two round vessels, appear machine made. *
3022	2				2							19-20	2 AG, 1 possible wine, 1 possible soda. Soda with applied lip.
3024	10					10						?20	Clear plate glass
3025	10			10								19-20	Misc AB fragments, some very bubbly.
3025	6			6								19-20	Misc clear body frags.
3025	2			2								19-20	Clear body fragments from square medicine bottle. *
3025	13	13										19	Remains of a square green poison bottle. Mould made, applied collar. *
3025	9				9							19-20	5 rim fragments from clear wide neck jar (2 jars represented); 2 Codd bottle tops, both applied collar, and one with 'RIDE...TAB..' embossing; 1 AG sauce bottle, 1 possible medicine, clear. *
3025	12	12										19-20	Remains of AG Codd bottle, with parts of 'RIDER WILSONS / TABLEWATERS / SHEFFIELD' embossed. *
3025	6			6								19-20	3 round AG bases, 1 probably Codd bottle base frag, 1 flat/oval bottle (liquor?) and 1 clear

Context	Containers				Window		Vessel	Other	Etching, embossing, labels	Complete dimensions			Notes
	Fragms	complete/nr complete bottles	base fragments	body fragments	neck	fragments >5mm	fragments <5mm	table ware fragments		other fragments	Height (MM)	Width/circumference of base (mm)	
													square bottle base.
3025	2	2							Round bottle "RIDER WILSONS/ TABLEWATERS Ltd / SHEFFIELD", Codd bottle with same embossing	230	60	19-20	1 AG Codd bottle, complete with applied collar. 1 AG round base bottle, missing neck, heavy and iridescent. Mould made? *
3025	1							1				19-20	Actually ceramic: marble from Codd bottle.
3027	2		2									19-20	1 AG square base, with circular push-up; base embossed '3264' and one AB rectangular base.
3027	18			18								19-20	11 AG body fragments, undiagnostic. 3 clear with 'SHEFFIELD' and some other letters embossed. 3 AB fragments from medicine bottle with horizontal measure marks.
3027	2				2							19-20	1 AB medicine bottle, with flat lip. 1 possible liquor or large medicine bottle, possible turn mould and applied collar.
3028	6					3	3					19-20	3 clear plate, two with pink paint adhering. 3 window.
3028	1		1									19-20	1 circular base fragment, clear, probably machine made.
3028	2				2							19-20	1 machine made clear wide neck, similar milk bottle. 1 small AG sauce bottle type top fragment.
3028	6	6							Vertical ribbing and "...O BE TAKEN..."			19-20	6 fragments from cobalt blue medicine/poison bottle, unfinished lip. *
3028	12			12								19-20	10 clear fragments, one with horizontal measure lines. 2 misc green. 2 green, from medicine or

Context	Containers				Window	Vessel	Other	Etching, embossing, labels	Complete dimensions			Notes	
	Frag	complete/nr complete bottles	base fragments	body fragments	neck	fragments >5mm	fragments <5mm		table ware fragments	other fragments	Height (MM)		Width/circumference of base (mm)
													poison bottle with "...TO BE TAKEN" embossed and vertical ribbing. *
3051	2				2							19-20	1 brown, machine made beer bottle top. 1 aqua green, possible sauce bottle top.
3051	3		3									19-20	1 green square base, with vertical ribbing. 1 hexagonal cobalt blue, with vertical ribbing. 1 clear oval. Probably medicine or liquor bottles.
3051	2					2						19-20	Clear plate fragments
3051	1			1								19-20	Brown, undiagnostic.
3051	1	1						"...ER WILSONS ...WATERS Ltd ...HEFFIELD"	/	170	65	19-20	AG Codd bottle, missing shoulder/top.
3051	1								1			19-20	White, opaque fragment with applied iridescent dot pattern. May have been painted green. From ornament.
3076	2		2									18-19?	Heavily iridescent base fragments, with kick-up. Green, fairly heavily.
3077	1			1								19-20	Green body fragment, undiagnostic.
Unstrat	1				1			"...SM.." on front				19	AG Codd bottle neck/top, mould made with applied collar.
Unstrat	3			3								19-20	2 clear/aqua green, 1 olive green; undiagnostic/
Unstrat	2		2									19-20	1 AG, 1 brown base fragments, undiagnostic
Unstrat	1								1			19-20	AG marble, very scuffed.
TOTALS	513	50	57	205	68	27	33	10	63				

Appendix 18: Miscellaneous

Material	Context	Context information	No.	Date	Description and measurements
Carbon	1064	Fill between walls	1	?20 th C	Short section of carbon rod, probably from dry cell battery.
Carbon	1101	Made ground	1	?20 th C	Short section of carbon rod, probably from dry cell battery.
Other	3051	Demolition backfill	1	20 th C	Could be non-ferrous alloy? White coloured rod, 95mm long.
Plastic	1064	Fill between walls	1	Post 1869	- Plastic. Probably xylonite, cutlery handle.
Plastic	3051	Demolition backfill	1	Post 1869	- Plastic. Probably xylonite, fork handle.
Rubber	Unstrat	Unstratified	1	20 th C	Small ring of pink coloured rubber – Codd bottle seal?
Rubber	1064	Fill between walls	1	?19 th C	Screw threaded bottle top, vulcanised rubber. Hexagonal, with 'BIRD AND FENBY'S • PATENT •' and centrally placed caduceus (winged staff and serpent logo) and 'TRADE MARK' impressed.
Rubber	1064	Fill between walls	1	19 / 20 th C	Small fragment disintegrated rubber.
Rubber	3016	Fill west of wall [3013]	3	19 / 20 th C	Screw threaded bottle tops, all vulcanised rubber. One oval in shape, with 'THOS / RAWSON & Co / SHEFFIELD / - / PAT. 12942' impressed. One with 'R. WILSON / SHEFFIELD'. One with 'BRADLEY / SHEFFIELD'
Rubber	3051	Demolition backfill	1	19 / 20 th C	Screw threaded bottle top, vulcanised rubber. Circular with centrally placed 'A' logo, with 'B34' underneath.
Rubber?	3051	Demolition backfill	2	19 / 20 th C	Rubber or plastic. Two shoe/boot heels,
Textile	1064	Fill between walls	1	19 / 20 th C	Textile. Small patch of fine woven fabric, probably from a garment or cloth.
Textile	3028	Fill between [3007] and [3008]	1	?20 th C	Short paintbrush bristles, could be synthetic. From 1" brush.
Wood	Unstrat	Unstratified	2	-	2 fragments burnt wood, possibly shaped. Could be handle fragment.
Wood	1064	Fill between walls	1	-	Small fragment light coloured wood.
Wood	1087	??	1	-	Wooden cutlery or tableware handle with evidence of tang hole.
Wood	2009	Deposit between walls [2002] and [2003]	1	-	Short section of dowelling or similar.
Wood	3016	Fill west of wall [3013]	1	?19 th C	Screw threaded wooden bottle top.
Wood	3018	Fill between [3004] and [3005]	2	-	Wooden handle, possibly cutlery or tableware. Hole towards bottom of handle. Veneered plywood object. Flat, probably circular with central square cut-out area.
TOTAL			24		

Bibliography

- ARCUS, 2008, Former Astons Site, Upper Allen Street, Sheffield. Unpublished assessment report ARCUS/University of Sheffield
- Baker, S, 2007, Project Design for archaeological evaluation and mitigation at the former Ashton's site, Upper Allen Street, Sheffield. ARCUS unpublished report
- Baker, J. and Brothwell, D., 1980, *Animal Diseases in Archaeology*
- Binford, L., 1981, *Bones: Ancient Men and Modern Myths*
- Brears, P.C.D., 1971, *The English Country Pottery*
- Cobbold, T, 2008, Assessment report for Former Ashtons Site, Upper Allen Street, Sheffield. ARCUS unpublished report 1136.1(1)
- Cumberpatch, C.G., 2004, Medieval and post-medieval pottery production in the Rotherham area. http://ads.ahds.ac.uk/catalogue/specColl/ceramics_eh_2003/
- Cumberpatch, C.G., 2005, Pottery from excavations in Sheffield; a review and assessment of the resource Paper delivered at the Theoretical Archaeology Group Conference, Sheffield 2005 <http://independent.academia.edu/ChrisCumberpatch/Talks>
- Cumberpatch, C.G., 2007. Pottery from excavations in Blonk Street, Sheffield (BSS06). Unpublished archive report for Archaeological Services WYAS
- Cumberpatch, C.G., 2008a, Pottery from excavations in Upper Allen Street (ARCUS 842e). Unpublished archive report for ARCUS (University of Sheffield)
- Cumberpatch, C.G., 2008b, Pottery from excavations in Upper Allen Street, Sheffield (ARCUS 851b). Unpublished archive report for ARCUS (University of Sheffield)
- Cumberpatch, C.G., 2009, Early modern and recent pottery from the 'E-Campus', Sheffield Bus Station, Sheffield (ECA07). Unpublished archive report for Archaeological Services WYAS
- Cumberpatch, C.G., in prep. 'Tradition and change: the production and consumption of early modern and recent pottery in South and West Yorkshire', in P.W. Blinkhorn and C.G. Cumberpatch (eds) *The Chiming of Crack'd Bells: Recent Approaches to Artefacts in Archaeology*
- Department of Environment, 1990. 'PPG 16 – Planning Policy Guidance: Archaeology and Planning'
- Flavell, N., 2005, 'Eighteenth century allotment gardens in Sheffield', *Transactions of the Hunter Archaeological Society* 23, 19-30
- Griffin, J., 2001, *The Don Pottery 1801-1893*. Doncaster Museum and Art Gallery
- John Samuels Archaeological Consultants, 2006. A desk-based archaeological assessment of Upper Allen Street/Well Meadow Drive, Sheffield. Unpublished report 1350/06/01 July 2006
- Muthesius, S., 1982, *The English Terraced House*
- Schmid, E., 1972, *Atlas of Animal Bones*
- Soil Survey of England and Wales, 1980, *Soils of Northern England Sheet 1*

Swann, J., 1982, *Shoes*