

**Broadway Centre, Bradford,
West Yorkshire**

Medieval and later pottery

C.G. Cumberpatch BA PhD

Report No. 1799



ARCHAEOLOGICAL
SERVICES
WYAS

Report Information

Client: Westfield Shoppingtowns Ltd

Address:

Report Type: Specialist Report

Location: Bradford

County: West Yorkshire

Grid Reference: SE166332

Period(s) of activity represented: Medieval / Post medieval

Report Number: 1799

Project Number: 2228 / 2796

Site Code: BCB

Planning Application No.: 99/02070/OUT & 02/03/03872/FUL

Museum Accession No.:

Date of fieldwork: June 2002

Date of report: Sept 2006

Project Management: Paul Wheelhouse BA MIFA, Alistair Webb BA MIFA

Fieldwork supervisor: Antony Brown BA

Report: Chris Cumberpatch

Illustrations: Chris Philo

Photography: Chris Cumberpatch

Research:

Specialists:

Produced by: Archaeological Services WYAS, PO Box 30,
Nepshaw Lane South, Morley, Leeds LS27 0UG
Telephone: 0113 383 7500
E-mail: admin@aswyas.com

Authorisation for
distribution: -----

ISOQAR ISO 9001:2000

Certificate No. 125/93

© Archaeological Services WYAS

Contents

Report information	ii
Contents.....	iii
List of Illustrated Pottery.....	iv
List of Plates.....	v
List of Tables	v
Acknowledgements	v

1 Introduction.....	1
2 Type series.....	1
3 Site formation and taphonomic processes	25
4 Discussion	26
5 Conclusions.....	36

Figures

Plates

Bibliography

List of Illustrated Pottery

- 1 Rim and upper body of a 17th-century Coarseware jar (context 1251)
- 2 Part of an Early Yellow ware candlestick (context 1245)
- 3 Early Yellow ware bowl or small pancheon (context 1260)
- 4 Yellow ware handled bowl with finger impressions (context 1282)
- 5 Yellow ware jar (context 1267)
- 6 Mottled Coarseware bowl (context 1121)
- 7 Redware bowl rim (context 1214)
- 8 Redware bowl rim (context 1214)
- 9 Slip Coated ware jar (contexts 1133 and 1157)
- 10 Slip Coated ware dish (context 1133)
- 11 Slipware hollow ware vessel (context 1072)
- 12 Near-stoneware small jar (context 1150)
- 13 White Salt Glazed Stoneware dish (context 1161)
- 14 White Salt Glazed Stoneware dish (context 1122)
- 15 White Salt Glazed Stoneware dish with wickerwork style moulding
- 16 Bone china teapot spout (context 1051) with painted decoration

List of Plates

- 1 Decorated Cistercian ware cup or tyg (context 1278)
- 2 Type 1 Slipware bowl (context 1239)
- 3 Tin Glazed Earthenware plate (context 1017)
- 4 Porcelain bowl (context 1126)
- 5 Porcelain bowl (context 1130)
- 6 White Salt Glazed Stoneware bowl with enamelled decoration (context 1161)
- 7 Unidentified design on a Pearlware plate (context 259)
- 8 Maker's mark (Belle Vue pottery, Hull) on a Pearlware plate (context 259)
- 9 Transfer printed Whiteware plate (context 259); maker's mark
- 10 Transfer printed Whiteware plate (context 259); Alexandra motif
- 11 Transfer printed Whiteware plate (context 259); maker's mark
- 12 Transfer printed Whiteware plate (context 259); Florentine design
- 13 Late Blackware type cistern (context 259)

List of Tables

- 1 Probable cross-context joins noted during the assessment
- 2 Pottery from Phase 1
- 3 Pottery from Phase 2
- 4 Pottery from Phase 3
- 5 Pottery from Phase 4
- 6 Pottery from Phase 5
- 7 Proposed chronological subdivisions within Phase 5
- 8 Pottery from Phase 6

- 9 Pottery from Phase 7
- 10 Pottery from unphased contexts
- 11 Proposed phases for unphased contexts
- 12 Pottery from unstratified contexts
- 13 Key to Tables 1 to 9

Acknowledgements

Thanks are due to Anne Boyle for the reference to the autobiography of Benjamin Franklin cited in connection with the Late Blackware vessels.

1 Introduction

The pottery assemblage from the Broadway Centre, Bradford (BCE05) was examined by the author between the 19th June and 14th August 2007. It consisted of a total of 2784 sherds of pottery weighing 55,720 grams and representing a maximum of 2433 vessels. In addition, it included a substantially complete vessel (an 18th-century cistern) which was too heavy to weigh and so is omitted from the combined statistics. Its occurrence in context 259 is discussed below. The data are summarised in Tables 1 to 10. Abbreviations used in the data tables are explained in Table 13. Six sherds of pottery, recovered from an environmental sample (sample number 24; context number 1022) and noted during the assessment phase could not be located at the time of the full analysis and have therefore been omitted from the discussion.

The assemblage is of considerable interest and regional importance as it includes a substantial 17th to early 18th-century group together with later medieval and post-medieval material. A mid to later 19th-century group from both the evaluative and main phase of the excavation also formed part of the assemblage.

2 Type series

It is normal in a type series to present a coherent set of definitions which split a pottery assemblage into specific groups based upon variations in manufacturing technique, fabric and vessel form. In the case of the assemblage from Bradford this has proved difficult in a number of cases. A significant part of the pottery assemblage belongs to the period between the 15th and 17th centuries, a period which saw the establishment of the distinctive post-medieval pottery tradition and a move towards the early modern vernacular tableware tradition (Cumberpatch 2003; in prep). While it has been possible to define a number of specific types, based upon earlier work, there remains a significant part of the assemblage which consists of material that does not fit easily into existing categories but possesses characteristics which can be ascribed to more than one ware type. Thus the larger Blackware vessels (Coarse Blackware) are barely distinguishable from Midlands Purple or Purple Glazed wares and further overlaps are possible between Brown Glazed Finewares and some of the Purple Glazed wares. The precise distinction between Brown Glazed Coarsewares and Mottled Coarsewares is also vague and depends to a considerable extent on the characteristics of the glaze on individual vessels. In part this should be expected, given the general lack of detailed research on Coarsewares of the post-medieval and later periods. Although the majority of known potteries remain unpublished (Cumberpatch 2000), it is clear that pottery manufacture was widespread in West Yorkshire in the later medieval and post-medieval periods, as it was in South Yorkshire. While the evidence available has allowed us to move on from the days when, for example, all slipwares were routinely described as of Staffordshire or south-east English origin, we are not yet at a situation in which it is possible to ascribe all wares to known manufacturers, or to distinguish between variations which are

the result of change over time as potters changed sources of clay or techniques of production. Similarly, we know all too little of the organisation (or mode) of production and the extent of variation over time or between different manufacturers which might have led to the adoption of different working practices, resulting in the manufacture of superficially similar wares which vary significantly in detail (including the types cited above). As a result of this, there is some degree of overlap between the types named in the data tables, and one of the aims of the type series presented below is to establish the extent of this variation and the extent to which the types defined represent points on a continuum rather than mutually exclusive types with clearly defined characteristics. For this reason, although the text is structured by the traditional type names, an attempt has been made to indicate the extent to which these types blur into each other and this is further reflected in the data tables where the suffix 'type ware' is used to indicate sherds or groups of sherds with ambiguous characteristics. Further work, beyond the narrowly focused scope of commercial archaeology is required before the full complexity of the data can be understood and before the information can make a significant contribution to the social and industrial archaeology of the post-medieval, early modern and recent periods.

Medieval pottery

Although medieval pottery formed part of the assemblage, it was, in the majority of cases residual within later contexts. Only two contexts in the first phase of the site (1287 and 1315) contained medieval pottery alone and here the quantities were so small that it would be hazardous to assert that these contexts were of medieval date solely on the basis of the pottery evidence.

The range of medieval wares was wide but generally unremarkable and reflects the wider picture of pottery use derived from other medieval sites in West Yorkshire. It does, however, establish the existence of medieval activity, most probably occupation, within the general area of the site. In this respect it is similar in character to the majority of medieval pottery sherds from Sheffield and its condition and context are indicative of some of the problems of understanding medieval settlement which precedes the establishment of post-medieval and early modern industrial cities in Yorkshire.

The largest group of medieval pottery consists of *Coal Measures wares* (described in detail elsewhere; Cumberpatch 2004a) and includes a small number of sherds of the earlier Coal Measures Fineware and Coal Measures Whiteware (later 13th to later 14th-century) and a larger quantity of the later purple glazed type, Coal Measures Purple ware (15th and 16th-century). The later may be contemporary with the Cistercian wares described below and forms part of the transformation of medieval pottery which has been discussed in detail elsewhere (Cumberpatch 2003). The distinction between the Coal Measures Whitewares and Coal Measures Purple wares reflects the extent of variability within this type of pottery which appears to characterise the products of individual potteries as well as distinctions between them. Although manufactured in the Don Valley, Coal Measures wares are not uncommon in

West Yorkshire and have, for example, been identified at Pontefract Castle (Cumberpatch 2002) and on sites in Huddersfield (Cumberpatch 1999).

Other types of medieval pottery fell into the two principal regional manufacturing and use traditions: gritty wares and sandy wares (Cumberpatch 1997).

The Gritty wares included a number of sherds unidentifiable to any specific group within the tradition (*Reduced Gritty ware*; context 1315, *Gritty ware*; context 1078, *Late Medieval Gritty ware*; context 190) as well as an example of the later medieval (13th to 15th-century) *Northern Gritty ware* (context 1245). It is notable that the very distinctive Hillam type ware and its variants which date to the earlier part of the medieval period (mid-11th to 13th-century) were absent from the assemblage.

Sandy wares included generic types (*Reduced Sandy ware*; contexts 1264, 1315, *Oxidised Sandy ware*; context 1287 and *Micaceous Sandy ware*; context 1297). Sherds of *Humberware* were present in contexts 1315, 1035 and 282. Although manufactured in east Yorkshire (Holme-upon-Spalding Moor, West Cowick), these wares achieved a very wide regional distribution and formed a major part of the medieval pottery assemblage from Pontefract Castle (Cumberpatch 2002).

Later medieval or early post-medieval wares in the medieval tradition consisted of sherds of *Green Glazed Sandy ware* from contexts 1267 and 1105. This should be seen as contemporary with the Cistercian wares and the Coal Measures Purple wares.

Cistercian ware

Useful accounts of the Cistercian ware industry have recently been published, establishing the range of vessel types and the broad outlines of the organisation of production and circulation (Moorhouse and Slowikowski 1992; Spavold and Brown 2005; Boyle 2002-3; Boothroyd and Courtney 2004) with some limited consideration of the wider context of the industry by the present author (Cumberpatch 2003). Further work, unpublished to date, has indicated that the conventional dating of the start of the Cistercian ware industry may be somewhat too late and that it should be seen as appearing from about 1450-1460 (Boyle, unpublished) and this dating has been adopted here in preference to the traditional date which sees production beginning in the 1480s. There is no reason to suppose that the Cistercian ware from the site is of other than local or regional origin, although manufacture was widespread throughout the Midlands (Boyle, unpublished). The range of vessels is unremarkable with cups or tygs predominant and unidentified vessels being principally hollow wares. Parallels for specific vessels, notably those with pipe clay decoration, are given as appropriate in the data tables. One vessel, more highly decorated than most, is shown in Plate 1.

As outlined elsewhere (Cumberpatch 2002) distinguishing between small body sherds of Cistercian ware and Blackware can be difficult, particularly given the unresolved issues

surrounding the range of fabric types. Where doubts exist as to the attribution of individual sherds, these are indicated as appropriate.

Blackware and Coarse Blackware

Blackware, a typological and, to some extent, technological, development of Cistercian ware, is normally considered to be a characteristic product of the 17th-century pottery industry (Moorhouse and Slowikowski 1992; Cumberpatch 2002; Spavold and Brown 2005). The term *Coarse Blackware* has been applied to the larger, thicker walled vessels (typically jars and small cisterns) as described at Wrenthorpe. The name Blackware has been retained for the drinking vessels and tablewares (mainly cups and multi-handle tygs).

An important group of Blackwares from mid-17th-century demolition deposits at Pontefract Castle have been published elsewhere (Cumberpatch 2002) and where possible the Bradford material was related to this group. There was some considerable variety in the fabrics within the present assemblage from the typical very fine dark red fabric which is associated with Wrenthorpe and was the commonest fabric at Pontefract Castle (Blackware 1; Cumberpatch 2002, 186-7) to brighter brick red to orange fabrics similar in colour to some of those from the Castle (Blackwares 3 and 4). Other fabrics were not directly comparable to examples from Pontefract Castle but were still within the known range of variation within the Blackware class.

Excavations at Wrenthorpe and Potovens (Moorhouse and Roberts 1992; Brears 1967; Bartlett 1971) have revealed the location of potteries dating to the 16th, 17th and early 18th centuries the products of which included Blackwares. The typological distinctions between Blackwares and Late Blackwares (described in more detail below) are reasonably well established but the range of differences within the broad Blackware fabric type is less clear. In the Bradford assemblage the hard, fine dark red fabrics typical of Cistercian ware and Blackware (Cumberpatch 2002) were well represented but there were also a number of lighter red and dark orange fabrics bearing dark brown, purple or black glaze. In some cases these sherds were typologically similar to known Blackware forms but in others would more easily be encompassed within the Late Blackware group. The converse was also true in a smaller number of cases. Such instances are noted in the data tables, but the possibility remains that some sherds identified as Blackware (17th-century) may be slightly later in date. In each case however, a core group of sherds and vessels are unmistakably of one type or the other, and the existence of ambiguous sherds may be evidence of the fact that the assemblage derives in part from periods when manufacturing practices and consumer demand were altering, leading to the production of vessels which do not fit comfortably into established typological groups. This matter is further complicated by the existence of the Slip Coated wares, described below, in which red slip was employed on buff or other light bodies to produce a finish resembling that of the Late Blackwares.

The larger *Coarse Blackware* vessels (cf. Moorhouse and Slowikowski 1992, figs 62, 63 and 72) can be difficult to distinguish from wares which elsewhere would be considered to be 'Purple Glazed wares' or 'Midlands Purple wares'. Indeed, the latter terms are generally rather poorly defined and tend to be used to cover a range of ware types, a matter discussed in greater detail below. Specific examples of such ambiguous wares include those from context 1245 (listed as Coarse Blackware type) which have characteristics of both Coarse Blackwares and early Brown Glazed Coarseware. As suggested above in the case of the Blackware/Late Blackware distinction, it is possible that some of this ambiguity derives from the fact that the assemblage dates to a period within which traditions of pottery manufacture were in a state of change and when potters were experimenting with techniques and practices in response to the demands of an emerging and growing market.

Seventeenth-century Coarseware

The very distinctive 17th-century Coarseware was a common element within the assemblage and is defined by its characteristic and highly distinctive coarsely tempered fabric which contains abundant non-crystalline rock fragments, often flat and platy in shape. These are large enough to protrude through the surface, giving a rough, pimply appearance. Vessel types appear to be limited to medium sized jar-like vessels and are almost without exception, heavily sooted externally and glazed internally. The purpose of these jars is unknown and, in spite of the name, their exact date range is also unknown. The type does not seem to be widespread but has been found on sites in Leeds and elsewhere. An example of the typical heavy, clubbed rim and upper body is illustrated (No. 1).

Brown Glazed Coarseware

Brown glazed utilitarian wares (pancheons, jars and cisterns) form a major part of pottery assemblages dating to between the 17th and early 20th centuries but remain the least investigated of any major class of domestic pottery within this period. For this reason, and in spite of clear differences in both the details of vessel form and fabric, it is exceptionally difficult to provide adequate date ranges for particular sub-types. The suggested range (normally 17th to later 19th-century) represents the maximum possible range and where more closely datable material (normally tablewares) can be identified, this is a more reliable indicator of the possible date of the group or assemblage.

Two groups of wares have been identified within the larger utilitarian ware group. The origin of the commonest, *Brown Glazed Coarsewares*, can be traced back to the 16th and early 17th centuries (Cumberpatch 2003; Watkins 1987, 115) and similar wares remained in production throughout the 18th and 19th centuries and into the early years of the 20th century. The commonest vessel form is the pancheon, a narrow-based wide-mouthed bowl, typically glazed internally. The numbers of these vessels excavated in South and West Yorkshire is vast and it seems that they must have fulfilled a variety of domestic functions. Production is poorly understood and documented but must have played a significant part in the economy of the region throughout the period of their use. A smaller number of large jars usually glazed

internally and externally, has been noted on a variety of sites. Cisterns are a rarer form but also seem to have continued in use into the 19th century although by the 19th century stoneware water coolers and cisterns were also in use.

The date ranges ascribed to the Brown Glazed Coarsewares and set out in the data tables are based on the characteristics of the individual vessels. In only two cases was it possible to link the fabrics with the regional type series (contexts 1285 and 1297; see Cumberpatch 2004a) although given that the examples included in the type series were derived from the site type series compiled for the site of 16-20 Church Street, Bawtry (Dunkley and Cumberpatch 1996), this is perhaps not surprising. Pottery production in West Yorkshire is well attested in the post-medieval and early modern periods (Cumberpatch 2000) although few of the excavated sites have yet been published. The close correlation between the date ranges proposed for the pottery and those for the contexts based upon the clay tobacco pipe data would seem to confirm the general validity of the pottery dating. This outcome is of some significance given the evident importance of this class of pottery in the economy of the area.

Brown Glazed Finewares form a distinctive group within the utilitarian ware tradition consisting mainly of smaller hollow wares (jars, jugs etc) and appear to be principally of later 17th and 18th-century date and to occur in 19th-century contexts principally as a residual element. Hitherto, however, this proposed date range has been based principally on the characteristics of the vessels themselves. The clay tobacco pipe data suggests that in some cases the proposed dating might be somewhat too late (see, for example, contexts 1122, 1240, 1241 and 1152) and a 17th rather than a 17th to 18th-century date should be preferred. There is a clear need for a comprehensive programme of study to focus on the production, circulation and use of these wares which should include the characterisation of the fabrics both macroscopically and microscopically. Such a task lies outside the scope of this report.

Early Yellow ware, Yellow ware and Yellow Glazed Coarseware (YGCW)

The *Yellow wares* from the site are characterised by a very hard, dense fabric with thin, hard glaze which rarely flakes away from the body. Vessels tend to be smaller hollow wares (bowls and small to medium sized jars). Early Yellow wares appear to have been manufactured alongside Cistercian ware and are contemporary with them. In those cases where it has been possible to relate individual vessels to examples from Wrenthorpe, these parallels have been noted in the data tables.

Moorhouse and Slowikowski have drawn a distinction between *Early Yellow wares* and *Yellow wares* (1992, 95) with white slip under the glaze being a feature of the later wares. This having been said, it is exceptionally difficult to distinguish between the two types when considering body sherds and, given the white clay body used for the vessels, detecting the white slip can be extremely difficult. It was certainly not apparent in the majority of cases within the assemblage under discussion as to whether individual sherds were of the early or

later variety. In spite of this the terms defined in the context of the Wrenthorpe assemblage have been employed as far as possible in the present report, with those sherds which bore white slip identified as Yellow ware and other sherds listed as Early Yellow ware. This having been established, it has to be acknowledged that the distinction is far from being a definite one and it would perhaps be unwise to depend upon the distinction between the two sub-types as a conclusive issue in the dating of any individual context. This is perhaps clearest in the Phase 3 contexts (e.g. 1251, 1260, 1267 and 1282) where what appear to be Early Yellow wares occur alongside later Blackwares and Type 1 Slipwares.

Where recognisable, vessel forms tended to be bowls or dishes, sometimes with handles but the numbers of other vessel types were very limited. They included a candlestick in Early Yellow ware (context 1245; No. 2). An example of a Yellow ware bowl or small pancheon is shown as No. 3. No. 4 shows the base of a handled bowl with three small fingernail impressions on the handle terminal (cf. Moorhouse and Slowikowski 1992, fig. 67, no. 317). A Yellow ware jar is shown (Fig. 5).

Yellow Glazed Coarsewares are distinguished internally from their brown glazed counterparts by a layer of white slip, overlying the generally softer pinkish, white or pale orange fabrics which are entirely different to the fabrics of the Early Yellow and Yellow wares described above (see, for example, the vessels from context 1282). Under the clear glaze the slip appears to be yellow in colour and gives the wares their distinctive appearance and name. Sherds are often abraded and the glaze has a tendency to crazing and sometimes to flaking. Pancheons and large bowls are the commonest form but the reason for the distinction between these and the brown glazed types is unclear. It is most probably related to vessel function and in this regard it may be significant that the yellow wares appear to be commoner on rural sites than on urban ones. The commonest vessels were pancheons, bowls and dishes with a smaller number of sherds from unidentified hollow wares. As with the Brown Glazed Coarsewares, the dating of the Yellow Glazed wares is poorly understood and in particular the relationship with the Early Yellow wares and Yellow wares (described above) is unclear. Yellow Glazed Coarseware vessels tend to be larger and with much softer fabrics. The range of vessel types is much more limited than is the case with the Yellow wares of both types and is limited to pancheons and large bowls.

Generally speaking it would seem that Yellow Glazed Coarseware has a similar date range to the Brown Glazed Coarseware with a 17th-century date seemingly confirmed by the evidence from contexts 1282 and 1251 (Phase 3). Unlike the Brown Glazed Coarsewares the origins of the Yellow Glazed Coarsewares are unclear. While the technology of the brown glazed wares links them with the earlier Humberwares (Cumberpatch 2003), no similar link with an earlier type can be postulated in the case of the yellow glazed wares. The relationship with the Yellow wares is somewhat ambiguous as Yellow Glazed Coarseware occurs in different and larger vessel forms suggesting that the relationship is based more upon the colour of the vessels and its symbolic associations (Cumberpatch 1997; 2003) than on vessel function. A

variant on the typical Yellow Glazed Coarseware is represented by the Mottled Coarseware category which is distinguished by brown mottled glaze on white slip, generally on the inside of bowls and small pancheons. An example is shown (No. 6).

Redware, Slipware type 1 and Fine Redware

The terms *Redware* and *Redware type* are used in this report somewhat more widely than they were in connection with the 17th-century assemblage from Pontefract Castle (Cumberpatch 2002). The Redware group includes vessels with a pale buff fabric, and internal clear glaze, and less commonly, an external one giving a red or orange finish. It is also used for the commoner and seemingly more conventional Redwares which have a brighter orange fabric under the characteristic clear glaze. The distinction between the two is likely to relate principally to the sources of clay used in their manufacture but a programme of analysis would be required to investigate this suggestion and its implications.

Redware dishes and bowls formed a significant proportion of the assemblage from the site. Hollow wares were also present but only in small quantities. The function of the dishes and bowls is unclear. A small number of sherds bore sooting on the underside but the majority did not, and it must be presumed that they played roles in the preparation and serving of food which did not involve cooking. Examples of two Redware bowl rims are shown (Nos 7 and 8).

Type 1 Slipwares closely resemble the conventional Redwares in terms of the range of fabrics and in terms of finish but have the addition of white trailed slip patterns under the clear glaze (Plate 2). In the absence of the slip decoration it is impossible to determine which group a sherd should belong to and in these cases such sherds have been allocated to the Redware group. The decorative motifs are generally limited to linear patterns; zig-zags, wavy lines, intersecting lines and 'star-burst' patterns applied both around the rim (normally concentric zig-zag or wavy lines) and to the interior of the vessel (Plate 2). Hollow wares have similar types of decoration but applied to the external surface of the vessels. The use of slip decoration suggests a use as tablewares but whether this means that the undecorated Redwares had a purely utilitarian function or whether both types were used as tablewares is unclear.

Both Redware and Type 1 Slipwares appear to originate in the 17th century and may owe something to the popularity of imported Low Countries Redwares and Slipwares, (which are commonly found in ports such as Newcastle) although a definite link between imported wares and indigenous wares has yet to be established conclusively.

Brears has dated the use of slip decoration at Potovens to c.1650 (1967, 9) and he seems to include both the trailed slipwares as well as the feathered and 'joggled' decoration in this, implying that the larger, heavier wheel-thrown Type 1 Slipwares were contemporary with the smaller, lighter press moulded Slipware dishes (discussed below). This is less evident from the evidence provided by sites including Pontefract Castle where Type 1 Slipwares were

considerably commoner than were the press moulded slipwares. Indeed, it seems that the only examples of press-moulded slipware dishes were from a context (Constable Tower context 028) in which post-demolition wares were present as an intrusive element (Cumberpatch 2002, 217).

Conversely, sites which have produced significant quantities of press moulded slipware dishes and bowls have tended to produce less Type 1 Slipware (including Sheffield Cathedral (Cumberpatch 2007a) and Scholes Lodge Farm (Cumberpatch 2007b). It is on this basis that the two types are considered to be earlier and later with a short period, at present of undetermined duration, of overlap when both types were in production and use.

A small number of sherds were identified as *Fine Redware*. This is a much later type, unrelated to the 17th and 18th-century wares and is discussed in greater detail below.

Purple Glazed wares and Midlands Purple ware

Midlands Purple ware is a very broad group which includes a wide variety of individual wares manufactured in potteries across the Midlands and into Yorkshire. Typically it is characterised by very hard, dense, semi-vitrified fabrics containing quartz grit and varying types and proportions of other types of inclusions (cf. Young *et al.* 2005, 225). Attempts to produce a coherent type series (Cumberpatch 1996; 2004a) have proved only partially successful because of the diversity of the fabrics, the widely dispersed nature of production and a lack of investment in the inter-site comparative study of this important class of pottery. What is clear is that it forms part of the post-medieval ‘ceramic revolution’ which saw the traditions of medieval pottery manufacture replaced relatively rapidly by distinctively ‘post-medieval’ wares (Cumberpatch 2003). The widespread occurrence of purple glazed wares in the later medieval and post-medieval periods and the lack of cross-referencing between reports mean that the term, with its wide applicability derived from its ostensibly simple primary referent (the purple glaze), has been applied to disparate groups of pottery which a closer regional study would almost certainly split into a considerable number of specific ware types.

The Midlands Purple ware tradition can be said to encompass not only those wares widely described as such, but also parts of the Coarse Blackware group, poorly defined Purple Glazed wares and probably parts of the Brown Glazed Coarseware and Fineware groups in situations where the glaze has a colour which is closer to purple than to brown. The relationship to other types, notably Purple Glazed Humberwares and Coal Measures wares is less direct although it is suggested that they form part of the same tradition.

For the present purpose, sherds of vessels which appeared to be similar to the coarsewares from Wrenthorpe (Moorhouse and Slowikowski 1992) have been classified as Coarse Blackwares (described above) while the term Midlands Purple ware has been reserved for sherds with the distinctive hard, dense, semi-vitrified fabric which do not appear to be part of the Coarse Blackware group. In those few instances where similarities were noted, sherds

have been related explicitly to examples in the regional ceramics reference collection (Cumberpatch 2004). In some cases this process actually increased the problem of differentiating the types. In context 282 for example, sherds with a body similar to that classified as MPG02 in the reference collection bore patchy brown glaze externally, closer to Brown Glazed wares than to Midlands Purple ware. In the majority of cases however, the Brown Glazed Finewares were characterised by a thinner, patchy brown glaze on softer, sandier textured orange to red fabrics and so are readily distinguished from the Midlands Purple wares.

In terms of dating, the Midlands Purple and Purple Glazed wares pose a number of problems, not only because of the variety of variations within the class but also because of the lack of attention paid to larger medieval/early post-medieval coarsewares in the past.

In Lincoln Midlands Purple-type ware is first found (stratified) in small quantities in contexts dating to the mid to late 14th century (described as a 'light-firing MP' ware) but is rare until the early to mid-16th century after which it persists until the early to mid-17th century (Young *et al.* 2005, 225-227). It is of relevance to note that the authors comment that:

Vessels with a fine, semi-vitrified fabric similar to Staffordshire-type wares of the 17th and 18th century, and previously referred to as Midland Purple types, have been recorded as a type of Blackware (Young *et al.* 2005, 227).

In his account of excavations at Potovens near Wakefield, Peter Brears has described Coarsewares, including cisterns and jars, as being contemporary with late Cistercian wares (1967, 22, see also Fig. 7) with production continuing into the 17th century. Recent excavations in Burslem (Staffordshire) where Coarsewares were associated with the manufacture of Cistercian wares have been dated to the late 15th to mid-16th centuries (Boothroyd and Courtney 2004, 95). A broader overview of the situation in Staffordshire suggests that wares of Midlands Purple type were in production from the later 15th to the 18th centuries (Barker and Ford 1999).

In the light of this evidence, Coppack's dating of the type from Full Street in Derby to the early 13th century is unusually early (Coppack 1972, 75) and it is suggested that this date may be in need of reconsideration, given the lack of comparable evidence for such an early date from other sites in the wider region.

The evidence from Bradford indicates that Purple Glazed wares were present in Phase 2 contexts, although the small size of the Phase 1 assemblage may be a factor in its absence from these contexts. In the light of this, the site cannot be considered to contribute very much to the study of the origins of these wares. The type was most common in Phase 2 and appeared in only one context in Phase 3 (1251) which might suggest a relatively limited lifespan within the later 15th and 16th centuries but only a limited persistence into the 17th century. This is consistent with the data from Pontefract Castle where the numbers of sherds were extremely low (Cumberpatch 2002, 190). In contrast the Coarse Blackwares were

commoner in Phase 3 and into Phases 4 and 5, although the effects of residuality have to be taken into account in these later contexts.

Late Blackware

Late Blackware represents an 18th-century development of the 17th-century Blackwares (described above) and is distinguished by its hard, dense fabric, usually dark red in colour, and the internal and external black glaze. Typically, hollow ware vessels (the commonest vessel type in this ware type) have a small foot to the base and the external glaze ends above the foot, leaving an unglazed band on the lowest part of the body and the foot. This suggests that the vessels were dipped in glaze either before or after the interior had been glazed. The dark fabric with clear glaze gives a dark red to black finish and seems to have been judged as a desirable finish, to the extent that the lighter bodied Slip Coated wares described below were slipped in order to obtain a similar effect.

Complete Late Blackware vessels are rare, but the general impression gained from the bases and body sherds is that the typical form was a globular vessel with a handle; these may have been small jars, jugs and porringers. This typical globular handled form was formerly known as a *meeas* (or *meace* or *mease*) pot and has been described by Kenworthy in his early (1928) account of the Midhope and Midhopstones pottery near Sheffield (Kenworthy 1928, 88-93). Eighteenth-century mugs and tankards tend to be straight-sided and so it is probably unlikely that these globular vessels were used for drinking. A possible indication of one of the uses of these vessels (as well as their relative values) is provided by Benjamin Franklin who wrote in his autobiography:

It was lucky for me that I had [a wife] as much dispos'd to industry and frugality as myself. ... We kept no idle servants, our table was plain and simple, our furniture of the cheapest. For instance, my breakfast was a long time bread and milk (no tea), and I ate it out of a twopenny earthen porringer, with a pewter spoon. But mark how luxury will enter families, and make a progress, in spite of principle: being call'd one morning to breakfast, I found it in a China bowl, with a spoon of silver! They had been bought for me without my knowledge by my wife, and had cost her the enormous sum of three-and-twenty shillings, for which she had no other excuse or apology to make, but that she thought her husband deserv'd a silver spoon and China bowl as well as any of his neighbors. This was the first appearance of plate and China in our house, which afterward, in a course of years, as our wealth increas'd, augmented gradually to several hundred pounds in value (Franklin 2005, 51).

Late Blackwares are part of the larger group of vernacular tablewares which also include Mottled wares, various kinds of Slipware and Slip Coated ware (discussed below) and represent a continuation of the post-medieval traditions of eating and drinking which persisted throughout the 18th century, alongside the formal tablewares that come to dominate domestic pottery assemblages from the mid-18th century onwards (Cumberpatch 2003; in prep.).

Late Blackwares appear to have been manufactured widely in Yorkshire (Cumberpatch 2004b, 7, appendix 1; 2006a) but to date there is no reliable method of linking individual sherds or vessels with particular potteries as there have been no detailed comparative studies of either the fabrics or the vessel forms.

Slip Coated ware

The term Slip Coated ware has been applied to two groups of vessels. The first and most significant in terms of the numbers of vessels are distinguished by their buff to white body coated with a dark slip. A smaller group has white to buff slip over a darker clay body, effectively the reverse of the darker vessels and probably intended to resemble Yellow ware vessels (e.g. contexts 1120, 1146 and 1150).

The term has been applied principally to hollow wares (No. 9), but may also be applied to dishes and other flatwares where only a single layer of slip has been employed to cover the light body of the vessel (No. 10). Examples include wheel-thrown plates and dishes of the type manufactured at Silkstone (Cumberpatch 2004b) and Barwick in Elmet (Cumberpatch 2006a). In the case of a hollow ware vessel, once the pot had been thrown and allowed to dry, it was dipped into a coloured slip, the dry but porous surface allowing a thin, generally even, layer of slip to stick to the body of the pot. If the intention was to coat the inside of the pot (whether flat or hollow) slip would have been poured in and immediately poured out again, leaving a similar thin layer. Once glazed, the visual effect on light-bodied vessels with a dark slip would resemble that of the Late Blackwares where the dark body underlying the clear glaze was obtained by the use of a dark red firing body.

There is some degree of variation in the pattern of slip application. Some vessels seem to have a more or less complete external coverage, only ending immediately above the base while other vessels have irregular patches and stripes of dark red slip under a clear glaze, giving a streaky mottled effect which has led these vessels to be classified as a form of Mottled ware (described below).

The dark-slipped hollow wares overlap in terms of vessel form and overall appearance with the Late Blackwares described above and are closely related to them (to the extent that the distinction would probably have been hard to detect in complete vessels and most probably irrelevant to the purchasers and users of the vessels although involving an additional production step for the potters who made them). Typical vessel forms appear generally similar to those of the Late Blackwares: globular vessels with small footed bases. Such vessels are extremely common on sites of all types of later 17th and 18th-century date but they are rarely found either complete or reconstructable and the bases and lower bodies are the commonest identifiable elements. Some certainly had handles and it is probable that they were handled porringers similar to the Late Blackware forms. Somewhat rarer are the wheel-thrown plates (e.g. contexts 1133 and 1164) which are similar to examples manufactured at

Silkstone and Barwick in Elmet (Cumberpatch 2004b; 2006a). A small number of vessels (e.g. contexts 1110 and 1056) combined a dark slip coating with white trailed slip decoration.

Slipware

The term Slipware has been applied to vessels bearing trailed, combed or feathered and 'joggled' slip decoration (Barker 1993). It covers both the press moulded and wheel-thrown dishes as well as a relatively small number of hollow wares which bear trailed decoration (other than those defined as Type 1 Slipwares and described above). For the purposes of description and analysis, Slipwares have been distinguished from the Slip Coated wares described above.

Trailed and feathered slip decoration is typically found on press-moulded plates or dishes. These were made by pressing a flat sheet of clay into a fired clay mould and allowing the porous clay of the mould to absorb some of the water in the clay sheet. The shrinkage of the clay allows the moulded vessel to be removed from the mould once it has reached the leather hard stage. The rims were usually finished with a tool giving the distinctive 'pie-crust' or scalloped effect. This seems to have been both practical and decorative in nature as dishes could be stacked rim-to-rim in the kiln with the scalloping preventing (or minimising) adhesion during firing. Coloured slip was applied to the inside of the dish (prior to firing), coating the surface, and the excess poured off. A basic colour gave a ground upon which decorative motifs in slips of contrasting colour could be applied. The commonest procedure seems to have been to apply a coat of dark red slip to a clay body that was generally white or pale buff in colour. White slip and red-brown slip were then applied over this to achieve a range of decorative effects. Examination of the sherds in cross section with a hand lens or microscope clearly shows the layering effect achieved in this fashion. The commonest designs were based upon trailed lines and bands (with the slip contained in a horn or other receptacle with a narrow aperture) which were then modified with the use of a feather or pointed instrument to produce the characteristic 'Bakewell Tart' effect or were joggled whilst still liquid to produce a swirled effect. A maximum of three colours (white, red-brown and dark red) seems to have been used. Other sherds were bi-coloured (usually dark red or brown and white) or simply coated with a single layer of white slip. Loops, zig-zags and wavy lines either alone or combined with feathering were the commonest motifs. Generally speaking there do not seem to be any distinctive designs which set individual potteries apart or distinguished the products of individual potters, other than in exceptional cases such as that of Thomas Toft.

Other slipwares bore more complex designs, including low relief dot and line designs (e.g. contexts 1025 and 1216), lobate linear designs (e.g. context 1239) and trailed designs (No. 11). Unfortunately, in the majority of these cases the sherds were too small for the full design to be comprehensible.

In terms of dating, the press moulded Slipwares and related types appear to be a characteristic of the 18th century; no definite examples of production in the 17th century are known from South or West Yorkshire, although this is not to rule out earlier production elsewhere in the country.

Mottled ware

Mottled wares are defined by their glaze which is typically honey coloured and includes manganese which gives the finish a distinctive mottled appearance. Glazes may vary in colour from a very dark brown in which the mottling is almost invisible, to a very light, almost yellow colour with highly prominent mottling. On occasion there can be considerable variation in colour between the interior and the exterior of the vessel. The fabric is typically a buff to pale cream colour, sometimes with fine quartz or black inclusions visible under a hand lens or with a microscope.

Mottled ware is a standard part of most 18th-century pottery assemblages and, although Barker and Ford (1999) have no conclusive evidence for production in Staffordshire into the later 18th century, there is good evidence it was manufactured throughout the century in South Yorkshire (Cumberpatch 2004b, 13, table 5). Production at the Sheffield Manor and Silkstone potteries dates to the early 18th century and later 18th century respectively. It is likely that it was also manufactured in West Yorkshire, although conclusive evidence of this has yet to be published.

Mottled wares form part of the vernacular tableware tradition which developed out of the post-medieval tradition at the end of the 17th century (Cumberpatch 2003). The commonest vessels are mugs and tankards although mottled plates were manufactured at Silkstone (Cumberpatch 2004b, 8-9). Production at Barwick in Elmet appears to have included a range of minor variants including wares with a layer of slip beneath the glaze (Cumberpatch 2006a, 20-21). Slip coated mottled wares were also present amongst the Bradford assemblage (contexts 1224, 1124 and U/S) although they were not identical to the Barwick sherds and were probably manufactured elsewhere. They were distinguished not only by the method of manufacture but also by the fact that the group includes flatwares while the 'conventional' Mottled wares were universally mugs, cups, tankards or other hollow wares.

While conventional Mottled wares are small tablewares, a distinct but related category have been termed Mottled Coarsewares. These are larger vessels, similar in size to the Brown Glazed Coarsewares but which bear mottled brown or dark honey coloured glaze, similar to that on the smaller Mottled wares. Jars, cisterns and other utilitarian vessels form part of this generally poorly documented group. The best example from the present site is a large cistern with dark brown mottled glaze appearing internally and on the upper third of the body (Plate 13). The unusual survival of this vessel is discussed in greater detail below. It illustrates some of the problems of adequately defining individual ware types based upon their physical characteristics when these characteristics themselves vary between individual vessels.

Cisterns were an important class of vessel used for beer and other beverages and also for storing water for use in houses which shared communal water sources. They are common from the later 13th century onwards and are found in a wide variety of ware types.

Brown Salt Glazed Stoneware

Brown Salt Glazed Stonewares are ubiquitous on 18th and 19th-century sites throughout South and West Yorkshire (and more widely). The group as a whole can be divided into three sub-groups: tablewares, cooking/storage wares and retail or transport vessels (bottles, flagons etc). Tablewares are typically of 18th-century date and include mugs and tankards, jugs and bowls (e.g. Jennings 1981, fig. 100). Such vessels become rarer in the later 18th and 19th centuries and production appears to have shifted towards the manufacture of utilitarian kitchen wares including cooking vessels (loaf pots, stew pots, souse pots), storage jars and large jars for the preparation and storage of pickles and other types of preserve (Walter 1999). In part, this appears to be connected with the rise of the coal-fired domestic cooking range incorporating an oven which allowed families to prepare a wider range of food in their own homes and so created a demand for a range of durable cooking vessels suitable for oven use. These vessels were often decorated with bands of rouletting around the body, frequently combined with repeated stamped patterns consisting of stars, wheel patterns and short curved or angular lines. The presence or absence of such designs is indicated in the data tables as is the date range of individual vessels and the vessel types, where identifiable.

Retail and transport vessels include bottles and flagons for liquids (primarily beverages both alcoholic and non-alcoholic but also non-edible items such as stove blacking, ink and possibly domestic cleaning products) and jars for jam, marmalade and other preserves. A number of these vessels were identified in the assemblage but the contents of other bottles (notably the group from context 186) remain unidentified as the bottles are unmarked and presumably once carried paper labels.

Five bottles bore stamped marks. In one case this was a registration mark indicating that the design was registered after March 12th 1850 (context 186) and was associated with a partially legible maker's or retailer's name; ****wood & Co. Two bottles, both from context 259, carried maker's or retailer's names: T. Parker (above the base) and J. Shepherd/Northallerton also above the base. Two pale green stoneware bottles bore stamps that may be identical. A bottle from an unstratified context was stamped R ROBINSON/BOWLING above the base and a fragment of a similar bottle from context 141 bore part of a presumably similar stamp 'R ... / BOW ...'. Bowling may be a reference to the Bradford suburb of the same name and may indicate that a pottery was located there, although Lawrence (1974) makes no mention of it. Alternatively, it may have been the location of the retailer for whom the bottles were made.

A fourth category of stoneware is represented by a small number of sherds of German stoneware. Three types are represented; Raeren type (context 1316), Frechen-Köln type

(context 1283) and three sherds of Westerwald ware (contexts 1179, 1197 and 1051). Date ranges in each case are given in the data tables.

An unusual small stoneware or near-stoneware vessel was noted in context 1150. This was thin walled with a dense pinkish-buff fabric and green, slightly mottled, glaze (No. 12).

Tin Glazed Earthenware

Fifteen sherds of Tin Glazed Earthenware were identified in the assemblage. The majority were from plates or other flatwares but a smaller number were from hollow wares, principally small jars. A number of the sherds bore painted decoration (e.g. Plate 3) but many were badly abraded or had lost the glaze on one or both surfaces.

Tin Glazed Earthenware is difficult to identify to a place of origin without the survival of a substantial proportion of the painted design or chemical analysis so it is impossible to say whether these vessels were of English or Dutch origin or were a mixture of the two. Generally speaking this type of pottery is of late 16th to early 18th-century date (Gaimster 1994, 296). It was developed in response to the demand for colourful tablewares which would be comparable, at least visually, to porcelain. Technically and practically the ware was inferior to both porcelain and to White Salt Glazed stoneware and as a result it was quickly superseded by the latter during the first half of the 18th century.

Chinese porcelain

The import of Chinese porcelain began early in the 17th century but was relatively small in scale until the port of Canton was opened to British traders in 1715. From this time ever larger cargoes were embarked as evidenced both by archaeological finds in Europe and by the recovery of cargoes from wrecks along the principal trade routes (Gaimster 1994). The dating of Chinese porcelain is a difficult matter and, in the absence of dynasty marks or distinctive decorative schemes on the sherds from Bradford, the exact date of the sherds is unclear. All the sherds come from contexts in Phases 5, 6 and 7 and it is probable on this evidence that they are of 18th-century date rather than earlier (Plates 4 and 5). It also seems likely that, together with the Tin Glazed Earthenware and White Salt Glazed Stoneware from the site, they indicate that a proportion of the assemblage was derived from a household or households with aspirations towards middle class or higher status in the town. Comparable groups have been identified in Sheffield and Durham (Cumberpatch, in prep.) and a future task, beyond the scope of this report, would be to look at the material from the wider region as a group with a view to refining the chronology and to characterising the material by the range of designs and its date range.

White Salt Glazed Stoneware

White Salt Glazed Stoneware was the first ceramic body to challenge effectively the dominance of imported Chinese porcelain and to bring fine, hard whitewares within the financial reach of consumers of the middle and aspiring middle classes (Edwards and

Hampson 2005). Developed in Staffordshire in the early 18th century, this ware was the most significant home-produced refined ware between *c.*1720 and 1770 (Barker and Ford 1999). It is known to have been produced at two potteries in the Don Valley, the most famous being Rockingham where production appears to have begun around 1769 and to have continued until at least 1775 (Cox and Cox 2001, 31-33). It is also known to have been manufactured at the Rotherham Old Pottery between 1766 and 1770; a vessel bearing John Platt's name and the date 1767 is held in the Victoria and Albert Museum (Lawrence 1974, 122; Edwards and Hampson 2005, 230-232). In spite of claims to the contrary, it is doubtful whether White Salt Glazed wares were ever made at the Leeds pottery; a number of pieces have been suggested as Leeds products, but Griffin remains sceptical (2005, 161) and in the light of this it is wise to avoid suggesting, even speculatively, that examples of such wares from archaeological contexts derive from the Leeds Pottery.

The date range used in the tables (*c.*1720-*c.*1780) reflects the known dates of production at Swinton and also makes allowance for possible later production elsewhere (Barker and Ford 1999). There is generally little direct evidence for the source of the sherds found archaeologically as White Salt Glazed Stonewares rarely carry maker's marks. This lack of certainty regarding the origin of the sherds means that they cannot be used as a reliable means of dating archaeological deposits other than to indicate the presence of a mid to late 18th-century component within the assemblage. In view of this, assemblages from individual contexts must be discussed in their own right and with reference to associated contexts before plausible date ranges can be suggested.

A variety of tablewares are represented in the Bradford assemblage including plates, cups/bowls, dishes, bowls (Nos 13 and 14) and a sauce or gravy boat. Of particular note are the sherds from a small vessel moulded to resemble a wickerwork basket (contexts 1020 and 1098) with a brown iron-wash finish (No. 15). Decoration was limited to moulded elements; scratch-blue and similar designs were absent although a sherd from context 1161 was decorated with an overglaze painted floral design (Plate 6).

Creamware

The general date range for Creamwares, the first of the refined lead-glazed earthenwares, is generally taken as *c.*1740-*c.*1820, based on the evidence from Staffordshire (Barker and Ford 1999). Production at the Swinton Pottery was underway by June 1770, the date of the first documentary reference to the ware at this pottery, while the earliest marked piece dates to 1771 (Cox and Cox 2001, 34). Creamware appears to have been a major element in the earlier phases of manufacture at the Don Pottery (established in 1801) where production continued until well into the 1820s (Griffin 2001, 104) and at the Leeds Pottery from its establishment in 1770 (Griffin 2001; 2005). It was also manufactured widely at other potteries in South and West Yorkshire (Lawrence 1974). In Staffordshire it was in production from the mid-18th century, hence the early start-date (*c.*1740) indicated in the tables. Barker and Ford have suggested that the popularity of the ware began to decline after *c.*1780 when

transfer printed Pearlwares became popular, but the continuation of production at the Don Pottery into the 19th century suggests that such changes in fashion took place at different times and perhaps at different rates in different places throughout the country. In his discussion of the relative dating of Creamware at the Leeds pottery, Griffin has noted that creamware continued to be made, alongside pearlware, well into the third decade of the nineteenth century (2005, 193)

It should not, therefore, be assumed that the Creamwares from sites in South and West Yorkshire necessarily predate the Pearlwares, as production of the latter appears to have begun, at the Don Pottery at least, in the first decade of the 19th century (Griffin 2001, 104).

The Creamwares from the present site were principally tablewares; plates, cups/bowls, dishes, bowls and small jars. Decoration was relatively rare with moulded elements the commonest type (contexts 1110, 1131, 1124 and 1154) but with a small number of mottled (context 1197) and slip decorated vessels (context 1054). One sherd bore a stamped maker's mark on the base together with a number '8' but unfortunately the full name of the pottery was missing, leaving only the word 'POTTERY'.

Pearlware

A general date range of *c.*1780-*c.*1840 is generally ascribed to the Pearlwares on the basis of Barker's dating of the industry in Staffordshire and additional evidence available from potteries in South and West Yorkshire and most notably the work of John Griffin (2001; 2005). It should be noted that Pearlwares are somewhat more difficult to identify precisely than are Creamwares or White Salt Glazed Stonewares. The chief characteristic, a blue-white tint to the glaze, obtained by including small quantities of cobalt and copper in the glaze (Barker and Ford 1999), is not one which is particularly distinctive as it can vary widely between potteries and over time. In connection with the Don Pottery, Griffin has noted that:

Don Pearlware ranges from a very obvious addition of cobalt, one may at times be tempted to say 'over generous' to a glaze where it is hardly discernible at all (2001, 104).

In addition to this, the later (mid to late 19th-century) Whitewares occasionally appear to have been subject to slight 'bluing' as the colour from the transfer printed designs can leach into the surrounding glaze (an extreme and deliberate example of this is the use of 'Flow Blue' decoration). In other cases, weathering and discolouration, sometimes enhanced by the crazing of the glaze, can discolour the sherds to the extent where it obscures the original finish (e.g. context 1017). Design motifs cannot, generally, be used to differentiate Pearlwares from Whitewares as the same designs were used on both types.

There seems to be a tendency amongst the sherds recovered from archaeological contexts for Pearlwares to be distinguished by finer manufacturing with sharply moulded and turned edges, particularly to the ring-foot bases and precise and well executed prints. This is not

always the case however and as with the evidence from the vessel colour, care needs to be exercised in defining sherds based upon this criterion.

Overall it may be said that the identification of Pearlwares from archaeological sites can be difficult and while a 'core group' is relatively straightforward, there are many examples which are highly ambiguous in nature. The change from Pearlwares to Whitewares was a far less obvious transformation than that from Creamwares to Pearlwares and for this reason a rather broad date range has been ascribed to the Pearlwares.

The first reference to transfer printed wares at Swinton (later the Rockingham pottery) dates to 14th July 1788 and early printed wares from the pottery appear to have been in both black and blue (Cox and Cox 2001, 70-72). Production of Pearlwares continued after the pottery was taken over by the Brameld family in 1806 with transfer printed patterns in blue, brown and black.

After 1820 a wider range of printed designs was manufactured and individual pieces continue to be described as Pearlware by Cox and Cox up until c.1830, although production of transfer printed wares continued up until the closure of the pottery in 1842, presumably with a progressive whitening of the glaze, as seen elsewhere.

Production of Pearlwares began at the Don Pottery in 1801 and continued until the first closure of the pottery in 1834. Marked sherds are relatively common and the distinctive Italian Scenes borders design occurs regularly (although it seems likely that this was also manufactured at the mid-19th-century Denaby Pottery; Cumberpatch 2004b).

Pearlwares were an important product of the Leeds Pottery and while the exact date of their introduction is not known it is unlikely that the partners would have been unaware of the demand for such wares from their customers and they would certainly have reacted in order to meet this demand (Griffin 2005, 191-2). In the majority of cases a positive attribution to a manufacturer is impossible and there were a number of other potteries in the Leeds–Castleford area which could also have been the source of the Bradford examples (Lawrence 1974).

Identifiable designs were relatively few in number and were limited to the commoner types. Willow was the commonest but other Chinese landscapes, largely unidentifiable, were also common. European pastoral designs were also present but, with the exceptions of possible 'Wild Rose' and 'Albion' designs from contexts 1022 and 1037, were unidentifiable.

A sherd from context 259 (associated with marked pieces of a later date) bore a partial maker's mark which appears to identify it as a product of the Bell Vue pottery in Hull (Lawrence 1974, 221-4, fig. 265). The design inside the plate is a high quality print showing a stylised oriental or Asian landscape featuring buildings, a tree, a distant mountain and a figure in a boat (Plates 7 and 8).

Edged wares form a distinctive group within the wider Pearlware category. The distinctive characteristic of this group of wares is the moulded 'grass' edge emphasised with blue or, less commonly, green paint. Barker and Ford (1999) have suggested that the type, which was easy and cheap to manufacture, was popular from c.1810 to the early 1830s. It was manufactured widely in South and West Yorkshire and elsewhere and, as individual vessels are rarely marked, it is virtually impossible to ascribe particular examples to specific potteries.

Whiteware and transfer printed Whiteware

As noted above, the distinction between Pearlwares and Whitewares is by no means a straightforward one and on some sites this has had an impact on the dating of Whiteware sherds. In the present instance, this was a factor in the case of sherds which were weathered, crazed or discoloured. Such examples are noted in the tables (e.g. contexts 1017 and 1037).

Whiteware was the standard tableware from the mid-19th century onwards. Underglaze transfer printed wares were the commonest type of decorated ware throughout the later 19th and early 20th centuries when the development of lithographic printing and overglaze transfer techniques made a much wider range of colour and decoration possible. Plain white wares, including ironstone and white granite wares also form part of the whiteware group, alongside a variety of other decorated, refined earthenwares, some of which are described below (Sponged ware, Banded wares etc).

The range of transfer printed designs included examples of some of the more popular designs (Willow, Asiatic Pheasants, Two Temples, Albion and Eton College), some of which also appear on transfer printed Bone China and transfer printed Pearlware from the site. Other designs included Florentine, Alexandra, and Barker's Gem. In a small number of cases the sherds bore printed marks identifying both the maker and the design.

Two plates with a floral/geometric design carried the name WEDGWOOD & Co on a scroll, the design name ALEXANDRA within a circle formed by a belt or garter carrying the descriptive phrase PEARL STONE CHINA (context 259, Plates 9 and 10). The impressed mark WEDGWOOD & Co appears under the printed marks. The name Wedgwood is, of course, a highly significant one in the history of pottery manufacture in Britain. In this case it seems that the name does not refer to the firm founded by Josiah Wedgwood but rather to Wedgwood & Co of the Unicorn and Pinnox works in Tunstall, Staffordshire. The name was also used at the Ferrybridge Pottery in West Yorkshire but operations under this name ceased in c.1801, much earlier than the date of the plates under discussion here. Wedgwood & Co added 'Ltd' to the name after 1900, implying that the plates in question date to somewhere between 1860 and 1900 (Godden 1991, 655-6). Given the character of the transfer printed design and its absence from the catalogue published by Coysh and Henrywood (1997), it would seem probable that it dates to between 1880 and 1900.

A third plate, also from context 259, bore a maker's mark consisting of a floral wreath around a belt or garter carrying the initials T.J & J.M ... with the design name FLORENTINE in the centre (Plates 11 and 12). This appears to relate to the firm of T.J. and J. Mayer of Burslem, Staffordshire and to date to between 1843 and 1855 (Godden 1991, 424). The design is in many ways typical of the genre, showing a castle with a lake in the centre and figures and boats in the foreground (Snyder 1997, 119).

A plate bearing the Asiatic Pheasants design, again from context 259, had a stamped mark on the underside consisting of two initials SB. It is possible that this refers to Samuel Barker of the Don Pottery, but it is not clear that the Barkers used such marks and other alternatives are possible (Godden 1991). The plate shows some 'bluing' of the white glaze and although the design is one normally associated with Whitewares, it is possible that this could be a Pearlware.

Two vessels, a flatware and hollow ware from contexts 1098 and 1021, carried similar designs and the words 'The Playmates'. It is probable that these were from a set of tableware designed for children. Such items are not an uncommon find amongst 19th-century assemblages and can, in this case, be linked with the miniature bone china lid described below.

Generally speaking, the Whitewares, both plain and transfer printed, included the standard range of tablewares and kitchen ware forms as summarised in the data tables.

A small number of sherds in the distinctive White Ironstone body were noted in contexts 2991 and 1021.

Sherds bearing maker's marks and pattern names appeared to be limited to the mid to later 19th-century phases of activity on the site. These offer some detail regarding the marketing of pottery in the later 19th century, although the evidence from Sheffield (which seems to be supported by the evidence from this assemblage) is that Staffordshire products were present in abundance by this time, in contrast with the earlier 19th century when the products of local potteries seem to have predominated. Further work on this aspect of the 19th-century pottery industry (building on that undertaken by Weatherill (1996)) is required before the picture will be entirely clear.

Bone China

Bone China is a type of soft paste porcelain which was the standard type of Staffordshire porcelain body after c.1810 (Barker and Ford 1999). It consisted of china clay, china stone and up to 50% calcined bone and was normally lead glazed. The result was a distinctive white body with a 'crystalline' appearance in cross-section. Bone China was in widespread production from the early 19th century and a variety of decorative techniques were employed, including underglaze transfer printing. Typical transfer prints included Chinese landscapes while other sherds bore overglaze gold and silver lines. The bone china body is

particularly suited to moulding (but is unsuitable for throwing) and the use of gold and silver was often intended to highlight the moulded elements of the design. Other vessels, such as the teapot spout from context 1051, carried hand painted designs, usually floral in character (No. 16). The majority of the Bone China sherds are from tablewares (cups, bowls, plates, teapots etc) but two sherds are worthy of note. A small lid from context 1082 appears to be part of a child's toy tea service while a sherd from context 278 appears to be part of a small ornament. Such items were often souvenirs from seaside resorts and reflect the growth in tourism and the growth of the institution of annual holidays during the 19th century (Benson 1994, chapter 4).

Lustre ware

Lustre decoration is formed by applying a thin metallic film on the glazed surface of a pot. A variety of different effects are possible using various techniques and although only three lustre ware sherds were identified in the assemblage, they illustrate something of the range of variation within the group. Context 278 produced a sherd of bone china decorated with a pink band and lustre detailing around the rim of a saucer. Context 1086 produced a very small sherd in a fine Redware fabric with internal and external traces of gold lustre designs. The sherd from context 1104 was a conventional Whiteware with a floral motif and linear decoration around the rim.

Sponged ware and Sponge Printed ware

The sponge decorated Whitewares have been divided into two groups in the data tables: *Sponged wares* and *Sponge Printed wares*. Sponged decoration, the application of blue paint with a sponge to form an irregular mottled effect, appears on teawares from the early 19th century but becomes much more common from the 1840s with the introduction of the pre-cut sponges which were used to produce repeated patterns including diamonds, flowers, fronds etc (Barker and Ford 1999). Sponged wares of both types were cheap and easy to produce as they required very little skill to decorate. As a result they were popular amongst poorer sections of the population and occur widely on sites of mid-19th-century and later date. Sponge printed ware appears in only two contexts, 1102 and 1017 but sponged ware is much commoner. Blue predominates but a purple paint is also present.

Slip Banded Whitewares and Cane Coloured wares

Banded wares, both blue painted and decorated with a variety of coloured slips, are a common find on sites throughout South and West Yorkshire and, as one of the cheapest decorated hollow wares available during the 19th century, clearly represented a significant part of many domestic ceramic assemblages. Banded decoration is found on both Whiteware and Cane Coloured ware bodies (the latter are described below) and the combination of band and line widths and colours is highly variable. Inevitably, given the fragmentation of the vessels, it is not always possible to determine the precise combination of lines and bands

which make up individual motifs or, indeed, the extent to which there were regular patterns shared by particular vessel types or sets of complementary vessels.

Amongst the commonest types were *Blue Banded Whitewares*, principally bowls with ring foot bases and mugs. Bowls occurred in two forms, a simple rounded form and the carinated or 'London' form. Both forms have simple rounded rims with those on the carinated bowls being slightly everted. A third bowl form, resembling a pudding basin, has a folded rim which gives a distinctive external bulge. Rarer forms include jugs and jars. According to Barker and Ford (1999) slip decoration first appears on Staffordshire Creamwares and Pearlwares around 1775 and on whitewares from the 1830s/1840s. An example of banded decoration on a Creamware body was identified in context 1089 and two further sherds from context 1054 may be of this type but generally the Whitewares were commoner. Pearlwares with banded decoration were also rare but present in contexts 1063 and possibly 1017. Banded wares continued in production throughout the 19th century and into the 20th century (and are still manufactured as 'Cornish wares'), but as the 19th century progressed the numbers of banded mugs declined and the number of bowls, particularly the carinated or 'London' form, increased. Barker and Ford suggest that the rounded bowls are generally pre-1815 in date with the carinated bowls becoming popular subsequently. This having been noted, it should be said that the rounded bowls from sites in Yorkshire and particularly from Sheffield (the only city in the region to have produced significant excavated assemblages) generally do not seem to be as early as this; the vessels lack the thin, fine finish which seems to be characteristic of Pearlwares and the ring-foot bases have a thick, rounded profile which is a trait perhaps more commonly associated with Whitewares.

Mugs are distinguished by their straight-sided form and the small footed or splayed bases, sometimes with one or more raised lines or ridges above the foot (e.g. 1021 and 1063). In this, they seem to have some affinity with the 18th-century Mottled ware and Brown Salt Glazed Stoneware mugs and the design of these can perhaps be seen as the progenitor of the 19th-century types.

Slip Banded wares were broadly similar to the blue banded wares but included lines and bands of different colours, including brown, black and grey, often in combination with blue bands. Bowls were the only identifiable vessels amongst the hollow wares.

Cane Coloured wares, Slip Banded Cane Coloured wares and Mocha ware

Cane Coloured wares, which Barker and Ford suggest become common from the 1830s/1840s onwards, were present in both slip banded and plain varieties. The name 'Cane Coloured ware' has been preferred to 'Yellow ware' (as used by Barker and Ford 1999) to avoid confusion with 16th and 17th-century Yellow wares and the later Yellow Glazed Coarsewares described above. Contemporary 19th-century names included yellow ware, yellow cane ware and Derbyshire ironstone cane ware. It was made very widely but is often associated particularly with Sharpe's pottery at Swadlincote and other Derbyshire potteries,

although excavations on sites in the Don Valley have produced numerous examples of wares manufactured locally (e.g. Cumberpatch in prep. 1; Griffin 2001, 212, plate 300) and it should not be thought of as a regionally restricted ware in any sense.

The plain Cane Coloured wares, which were not present in any great quantity, consisted predominantly of hollow wares with bowls, a pie dish and a jug amongst the identifiable vessels.

The slip decorated Cane Coloured sherds have been listed in the tables as *Slip Banded CC wares* in order to distinguish them from slip banded Whitewares and plain Cane Coloured wares. As with the slip banded Whitewares, the colours and combinations of white, brown and blue lines and bands vary considerably. Hollow wares were the commonest category with bowls and large mugs or jugs amongst the identifiable vessels.

Mocha ware is a distinctive variant of the slip banded wares with dendritic 'trees' and 'bushes' formed by dropping a spot of a weak acidic solution onto a band of wet slip. As with the Cane Coloured wares, Mocha ware has often been linked with Sharpe's pottery in Derbyshire but was certainly manufactured much more widely from the 1790s to c.1895. A variety of vessel types carried Mocha decoration but only one bowl could be positively identified amongst the Bradford assemblage. A variety of slip lines and bands were noted in association with the Mocha decoration, as detailed in the data tables.

Other 19th-century Slipwares

A variety of other types of later 18th and 19th-century slip decorated wares were identified amongst the assemblage, normally represented by single sherds or very small groups. Examples included a group from context 1120 (cabled slipware and other slip banded wares) and very similar sherds from contexts 1130 and 1197. Although joining sherds were not identified, a number of these sherds were very similar, perhaps suggesting that the contexts were of a similar date or were in some other way connected. Notes to this effect are included in the data table.

Fine Redware

Fine Redware forms a small but distinctive group of refined earthenwares with a red body dating to the later 18th and 19th centuries. Only one vessel was identifiable (a teapot from context 1020) but the group as a whole consisted of hollow wares decorated with clear glaze and slip, the latter most commonly white.

Blue Bodied ware

A small number of sherds from Phases 5 and 6 were identified as Blue Bodied ware, characterised, as the name suggests, by the blue colour of the refined earthenware body, rather than by surface treatment. Such wares are not uncommon in 19th-century assemblages from Yorkshire, but rarely constitute more than a minor element of such assemblages.

Unglazed Red Earthenware

The term Unglazed Red Earthenwares refers principally to horticultural wares, but can also include some utilitarian domestic wares similar to Brown Glazed Coarsewares. In addition to a conventional flowerpot (identified by the presence of perforated bases from context 1021), a variety of other types of hollow ware were identified, as detailed in the data tables. Three large sherds from context 1028 may be fragments of tile.

3 Site formation and taphonomic processes

Cross-context joins

The fact that the pottery assemblage was unmarked precluded a comprehensive investigation of the extent of cross-context or cross-phase links. Those sherds which were identified as joining across contexts were limited to particularly notable sherds which stood out as a result of their unusual or distinctive character. Although they offer some indication of the extent of links between contexts, the haphazard nature of this way of identifying such joins means that they represent the absolute minimum number of possible joins and as a result not only is the estimated maximum number of vessels (ENV) figure an underassessment of the actual figure, but conclusions based upon those links between contexts established as a result of their identification must also be taken as a minimum indication of the extent of relationships between otherwise discrete contexts.

Actual or suspected cross-context joins noted during the assessment phase and the report phase are summarised in Table 1.

Phase	Cross-context and cross-phase joins
3	1146 & 1150
3	1241 & 1267
3	1216 & 1239
4 & 5	1072 & 1102
5	1098 & 1020
5	1133 & 1157
5	1197 & 1120
5 & 3	1130 & 1216 & 1241
5 & 6	1017 & 1105 & 1102 & 1021

Table 1. Probable cross-context joins noted during the assessment

Water-worn sherds

Groups of water worn sherds were noted throughout the assemblage and are presumably connected with the nearby beck. The occurrence of groups of such sherds is noted both in the data tables and, as appropriate, in the discussion of the individual context groups below. Although such sherds occurred throughout the assemblage, there was some evidence of concentration, presumably relating to episodes of dredging or the deliberate acquisition of material from the stream bed. Examples include contexts 1160, 1176 and 1187 (Phase 4) and contexts 1016 and 1017 (Phase 6). There is little evidence for this practice in the first three phases of the site and so it would appear that such activity did not take place (at least in the area of excavation) before the later 17th or 18th centuries. The implications for the dating of individual contexts, given that such water-worn sherds are likely to be significantly earlier than the contexts in which they were deposited (allowing for the time needed for the abrasion to take place) remain to be investigated with reference to the stratigraphic and structural account of the site (ASWYAS 2006).

4 Discussion

The following discussion is based upon the site narrative (ASWYAS 2006) which drew on the results of the assessment of the pottery (Cumberpatch 2005; 2006b) and on the assessments of other categories of finds. It was, regrettably, finalised before the more detailed consideration of the pottery which is the subject of the present report. In the course of the full analysis of the pottery presented here it has become clear that the phasing structure developed for the site narrative does not distinguish a number of possible sub-phases within the seven principal phases of activity on the site. It was not possible, within the project budget, to embark on a full re-evaluation of the site narrative in order to determine whether the more complex phasing structure worked in the sense of according with the stratigraphic and structural narrative and this is, in any case, beyond the competence and remit of the author. It is to be hoped that, at some time in the future, it will be possible to revisit the site narrative and to assess the suggestions made here as to the phasing of the site on the basis of the pottery.

Phase 1

The earliest phase of activity on the site produced only a small amount of pottery from five contexts (1287, 1315, 1316, 1317 and 1320) located in areas B2 and C (Table 2). The material from area C, contexts 1287 and 1315, was exclusively of later medieval date although, with the exception of a sherd of Humberware, it was not identifiable to a particular ware type. One sherd from context 1315 was extensively abraded and it was not clear if this was the effect of water-related abrasion or because the sherd was a damaged pot disc and had the edges deliberately smoothed during its manufacture.

Area	Context	Type	No.	Wt.	ENV	Part	Form	Decoration	Date range	Notes
C	1287	Oxidised Sandy ware	1	21	1	Rod handle	Hollow ware	Green glaze on top of handle	C15th - C16th	Later med / post-med type
C	1315	Humberware	1	18	1	BS	Hollow ware	Green glaze ext	LC13th - C15th	Fine Humberware; probably Cowick
C	1315	Reduced Gritty ware	2	79	1	BS	Hollow ware	U/Dec	Late medieval	Hard, coarse fabric with distinctive vesicular surface
C	1315	Reduced Sandy ware	1	99	1	BS	Hollow ware	Patchy friable green glaze ext	C14th - C15th	Abraded; may be a large pot disc or water-worn
C	1315	Reduced Sandy ware	1	2	1	BS	Hollow ware	U/Dec	Medieval	
B2	1316	BGCW type	1	53	1	BS	Hollow ware	Mottled brown glaze ext; thin purple-brown glaze int	LC15th - C17th	Hard, dense, red, semi-vitrified body with abundant quartz and round red grit; Early BGCW?
B2	1316	Rhenish stoneware	1	39	1	BS	Mug/jug	Mainly grey with a patch of iron wash on body	LC15th - C17th	Possibly Frechen-Koln
B2	1317	Cistercian ware	1	3	1	BS	Hollow ware	Shiny black glaze int & ext	c.1460 - c.1600	Could be Blackware
B2	1317	Coal Measures Purple type ware	1	7	1	BS	Hollow ware	Purple glaze int & ext	C15th - C16th	Thin, hard, semi-vitrified body with quartz and red grit
B2	1317	Redware	1	16	1	BS	Hollow ware	Clear glaze int	MC17th - C18th	Orange body with quartz and round red grit; sandier texture than some examples
B2	1320	Cistercian ware	2	36	2	Rim & BS	Cup/tyg	Brown glaze with yellow flecks int & ext; ends above base	c.1460 - c.1600	Constricted rim; cf Wrenthorpe Fig 55; 75 with an unusual orange-red fabric
		Total	13	373	12					

Table 2. Pottery from Phase 1

The sherds from area B2, contexts 1316, 1317 and 1320 were probably of a slightly later date than those from area C. The material from context 1316 included a piece of a Rhenish stoneware mug or jug. The sherds from contexts 1316 and 1320 were, in terms of both date and the (somewhat limited) range of types, similar to those from Phase 2.

While Phase 1 may have a stratigraphic unity, on the basis of the pottery it is possible to propose two sub-phases (corresponding to the spatial subdivisions, B2 and C, of the site) with contexts 1287 and 1315 constituting an earlier sub-phase, possibly pre-dating the mid-15th century and the remaining three contexts forming a slightly later sub-phase of mid to later 15th or 16th-century date. The sherd of Redware from context 1317 could be considerably later but equally the origins of the Redware type are not particularly well understood and a pre-17th-century date cannot be ruled out for this sherd.

Phase 2

The pottery assemblage from Phase 2 (Trench 18, Areas B1, B2 and C; Table 3) was dominated by Cistercian wares and Purple Glazed wares of various types and also included some early Brown Glazed Coarsewares. Early Yellow wares also formed a significant element within the group but other than a sherd from context 282, Slipwares of all types were notable by their absence. The very small sherd of White Salt Glazed Stoneware from context 1285 is perhaps best seen as intrusive in character. Weighing less than one gram, it could have easily been incorporated into the earlier context as a result of animal action or some other entirely natural process. Medieval pottery, notably Coal Measures wares and Humberware, was also present, possibly as a residual component associated with the later material although, given the recent redating of Cistercian ware to the mid-15th century, the Coal Measures Purple wares can be seen as contemporary with the Cistercian wares. It seems likely that the phase as a whole dates to the later 15th or 16th centuries and predates the development of Blackwares, Slipwares and Redwares in the 17th century. This suggestion of an early date may be supported by the virtual absence of clay tobacco pipes from the contexts constituting the phase. Only context 1282 produced tobacco pipe fragments and it may be no co-incidence that this context also produced a sherd of 17th-century Blackware and, as it is described as 'highly mixed' (ASWYAS 2006, para 4.132), it should perhaps be considered an anomalous context in Phase 2 as it would fit more comfortably into Phase 3.

There did not appear to be any significant distinctions between the groups of pottery from different areas of the site and the suggestion that a number of different contexts (282, 1035 and 1279; Trench 18, Areas B1 and B2) were part of the same deposit (ASWYAS 2006, para 4.140) indicates a degree of homogeneity within this phase which is not contradicted by the pottery evidence.

The range of pottery from the remaining contexts in area B2 (1284, 1285, 1302 and 1304) was similar in general terms to that described above.

Tr/Area	Context	Type	No.	Wt.	ENV	Part	Form	Decoration	Date range	CTP dep date	Notes
18	282	BGCW	2	40	1	BS	Hollow ware	Sparse patchy brown glaze int & ext	C16th - C17th	Void	Bright orange fabric with occasional red grit; a very common BGCW fabric
18	282	BSGSW	1	14	1	Shoulder	Bottle	Brown ext, green int	M - LC19th	Void	Intrusive? Much later than the rest of the group from this context
18	282	Cistercian type ware	1	12	1	Handle & BS	Cup/tyg	Brown glaze with fine yellow mottling on hard red fabric	c.1450 - c.1600	Void	A browner colour than normal for Cistercian ware
18	282	Early Yellow ware	2	49	1	Rim	Dish	Thin clear glaze int & ext	C16th - C17th	Void	Flat topped rim, slightly clubbed; fine even buff fabric
18	282	Early Yellow ware	1	71	1	Base	Bowl/dish	Thin crazed yellow glaze int & ext	C16th - C17th	Void	Parallel wire marks on underside
18	282	Humberware type	2	95	1	Base	Hollow ware	Patchy green glaze ext	LC13th - C15th	Void	Abraded, possibly in water, unlike most of this group
18	282	Midlands Purple ware 02	1	21	1	BS	Hollow ware	Patchy brown glaze int & ext	C16th - C17th	Void	Hard, dense, buff to grey streaky fabric with quartz and round red inclusions
18	282	Redware	4	77	3	BS	Flatware	Clear glaze int	MC17th - EC18th	Void	Possible thin layer of slip internally
18	282	Slipware type 1	2	41	1	BS	Flatware	Trailed white slip and clear glaze int	MC17th - EC18th	Void	See Brears 1967:Fig 10; 4 for a parallel for the design
18	282	Tin Glazed Earthenware	1	3	1	Rim	Flatware	Diffuse painted blue linear decoration around rim	C17th - C18th	Void	Abraded rim
B1	1035	Cistercian ware	1	71	1	Base & body	Tall cup	Black glaze int & ext	c.1460 - c.1600	Void	Footed base with handle stump
B1	1035	Cistercian ware	3	16	3	Rim	Hollow ware	Brown glaze int & ext with sparse fine yellow mottling	c.1460 - c.1600	Void	Constricted rim with external shoulder; cf Wrenthorpe Fig 52;1, 2, 10
B1	1035	Cistercian ware	11	39	11	BS	Hollow ware	Brown to black glaze int & ext	c.1460 - c.1600	Void	
B1	1035	Coal Measures Purple type ware	1	8	1	BS	Hollow ware	Purple glaze int & ext	C15th - C16th	Void	Thin walled vessel with a finer CM type reduced fabric
B1	1035	Coal Measures Purple type ware	1	20	1	BS	Hollow ware	Mottled metallic brown glaze ext; purple glaze int	C15th - C16th	Void	Dark grey core with pale grey margins under glaze
B1	1035	Coal Measures Purple ware	1	10	1	BS	Hollow ware	Thick purple glaze ext, thin glaze int	C15th - C16th	Void	Thin walled sherd
B1	1035	Early Yellow ware	1	3	1	Rim	Hollow ware	Yellow glaze int & ext., angled impressions on rim	C16th - C17th	Void	cf Wrenthorpe Fig 58; 149, Fig 59; 161, 162
B1	1035	Early Yellow ware	1	1	1	BS	Hollow ware	Yellow glaze int & ext.	C16th - C17th	Void	
B1	1035	Early Yellow ware	1	2	1	BS	Hollow ware	U/Dec	C16th - C17th	Void	Sample No 24
B1	1035	Humberware	1	9	1	BS	Hollow ware	Greenish-purple glaze ext	LC13th - C15th	Void	Abraded with rounded edges
B1	1035	Midlands Purple ware	2	38	2	Handle	Hollow ware	Purple glazed oval strap handles	C15th - C17th	Void	
B1	1035	Midlands Purple ware	1	32	1	BS & handle stump	Jar	Purple glaze int & ext	C15th - C17th	Void	Hard, fine reduced body with dull red margins; resembles a Cw/Bw fabric
B1	1035	Midlands Purple ware	1	31	1	BS	Hollow ware	Purple glaze int & ext, rilled int & ext	C15th - C17th	Void	Dull orange body containing quartz and round red grit
B1	1035	Midlands Purple ware	1	4	1	BS	Hollow ware	Purple glaze int & ext	C15th - C17th	Void	Fine dull brown body containing fine quartz
B1	1035	Midlands Purple ware	1	26	1	BS	Hollow ware	Thick purple glaze ext, patchy purple glaze int	C15th - C17th	Void	Fabric resembles MPG03A but the glaze is thicker and the finish more irregular
B1	1035	Midlands Purple ware 11	3	39	3	BS	Hollow ware	Patchy purple glaze int & ext	C15th - C17th	Void	See reference collection; fine sandy orange body
B1	1091	Cistercian/Blackware	1	2	1	BS	Hollow ware	Brown shiny glaze int & ext	C16th - C17th	Void	A distinctive bright orange fabric with sparse fine quartz & black grit

Table 3. Pottery from Phase 2

Tr/Area	Context	Type	No.	Wt.	ENV	Part	Form	Decoration	Date range	CTP dep date	Notes
B1	1297	BGCW 08	1	17	1	BS	Hollow ware	Metallic brown/purple glaze ext, mottled green int	C16th - C17th	Void	Some sooting ext
B1	1297	Cistercian type ware	1	30	1	Base	Hollow ware	Thick black glaze int & ext	MC15th - c.1600	Void	An unusual hard, fine homogenous red fabric but seems to be a Cistercian ware form
B1	1297	Micaceous Sandy ware	1	22	1	BS	U/ID	Clear glaze ext with impressed lines	Late medieval	Void	An unusual sherd of unidentified type and origin; import?
B2	1035	Midlands Purple ware type	2	21	2	Handle	Hollow ware	Purple glaze int & ext	C15th - C17th	Void	Orange to grey with thin white streaks and sparse round black grit
B2	1279	Cistercian ware	1	24	1	Base	Cup/tyg	White pipe clay decoration ext; geometric or grid pattern	c.1460 - LC16th	Void	
B2	1279	Cistercian ware	1	10	1	BS	Cup/tyg	White pipeclay disc ext	c.1460 - LC16th	Void	See Wrenthorpe 1992:Table 9; 7, 8
B2	1279	Cistercian ware	1	19	1	Base	Cup/tyg	U/Dec	c.1460 - LC16th	Void	
B2	1279	Cistercian ware	4	51	4	Handle	Cup/tyg	U/Dec	c.1460 - LC16th	Void	
B2	1279	Cistercian ware	3	14	3	Rim	Cup/tyg	Constricted rim with prominent ridge below rim	c.1460 - LC16th	Void	
B2	1279	Cistercian ware	8	55	8	BS	Hollow ware	U/Dec	c.1460 - LC16th	Void	
B2	1279	Cistercian ware	1	1	1	Rim	Cup/tyg	U/Dec	c.1460 - LC16th	Void	
B2	1279	Cistercian ware	1	17	1	BS & handle stump	Cup/tyg	U/Dec	c.1460 - LC16th	Void	
B2	1279	Cistercian ware	1	2	1	BS	Hollow ware	U/Dec	c.1460 - LC16th	Void	
B2	1279	Coal Measures Whiteware type	1	25	1	Rim	Hollow ware	Mottled patchy brown glaze int & ext; finger impressed rim	C14th - C15th	Void	Buff fabric with abundant coarse round red and angular non-crystalline rock fragments
B2	1279	Midlands Purple type ware	1	16	1	Handle	Hollow ware	D-profile narrow strap handle; purple glaze	C15th - C16th	Void	Hard, dense semi-vitrified purple fabric with abundant quartz
B2	1279	Midlands Purple type ware	1	41	1	BS	Hollow ware	Glazed int & ext; secondarily burnt with some blistering	C15th - C16th	Void	Hard, dense dull buff fabric with red and black vesicular grit and quartz
B2	1279	Midlands Purple type ware	4	40	4	BS	Hollow ware	Patchy hard purple glaze ext	C15th - C16th	Void	Hard, dense, semi-vitrified dull red-brown fabric with abundant quartz and non-crystalline white rock frags
B2	1279	Midlands Purple type ware	1	15	1	Rim	Hollow ware	Mottled brown - purple glaze int & ext	C15th - C16th	Void	Hard, dense, semi-vitrified dull red fabric with abundant quartz and non-crystalline white rock frags
B2	1279	Redware type	1	62	1	Base	Hollow ware	Clear glaze int	C17th	Void	Much more heavily abraded than other sherds in this context; coarser fabric
B2	1282	Blackware	1	13	1	BS & handle stump	Hollow ware	Black glaze ext, unglazed int	C17th	1650 - 1670	May be a flask or costrel
B2	1284	Cistercian ware	1	8	1	BS	Hollow ware	Dark glaze	c.1460 - c.1600	Void	
B2	1285	BGCW 10 type	3	26	2	BS	Hollow ware	Thin, hard mottled brown glaze ext	C16th - C17th	Void	Dating is conjectural
B2	1285	Cistercian ware	1	12	1	Handle & BS	Cup/tyg	Dark glaze discoloured in patches	c.1460 - c.1600	Void	
B2	1285	Coal Measures Purple ware	8	47	1	BS & handle stump	Jug/jar	Patchy, mottled brown/purple glaze ext	C15th - C16th	Void	
B2	1285	Early Yellow ware	1	22	1	BS	Hollow ware	Yellow glaze int & ext	C16th - C17th	Void	?Early Yellow ware
B2	1285	Midlands Purple ware	1	12	1	BS	Hollow ware	Purple glaze ext, mottled greenish glaze int	C15th - C17th	Void	A fine, sandy textured red-brown body with thin white streaks, sparse quartz and red grit
B2	1285	Midlands Purple	1	206	1	Base	Cistern	Brown/purple glaze int & ext	C16th - C17th	Void	Spigot hole above bevelled base; fabric

Table 3. Pottery from Phase 2

Tr/Area	Context	Type	No.	Wt.	ENV	Part	Form	Decoration	Date range	CTP dep date	Notes
		ware									resembles coarse Blackware from Wrenthorpe
B2	1285	White Salt Glazed Stoneware	1	1	1	BS	Hollow ware	U/Dec	c.1720 - c.1780	Void	
B2	1302	BGFW	4	149	1	BS	Hollow ware	Mottled brown glaze ext on a rilled body	C16th - C17th	Void	Date conjectural; Bright red body with abundant fine quartz and sparse fine black grit
B2	1302	Cistercian ware	3	19	2	BS	Hollow ware	Black glaze int & ext	c.1460 - c.1600	Void	
B2	1302	Coal Measures Purple ware	1	22	1	BS	Hollow ware	Applied and finger impressed strip ext	C15th - C16th	Void	Fabric is buff to grey rather than the typical dark grey of some CMP wares
B2	1302	Coal Measures type ware	1	7	1	BS	Hollow ware	Mottled brown glaze ext	C15th - C16th	Void	Fine, smooth red body with prominent fine quartz and round red to black grit
B2	1302	Coal Measures Whiteware	2	62	2	BS	Hollow ware	Patchy brown to yellow-brown glaze ext	C14th - C15th	Void	
B2	1302	Early Yellow ware	1	12	1	BS	Hollow ware	Thin hard yellow glaze int & ext; rilling ext	C16th - C17th	Void	
B2	1304	Cistercian ware	1	16	1	BS	Cup/tyg	Two white pipeclay discs ext; Wrenthorpe Table 9; elements 7, 8	c.1460 - c.1600	Void	
B2	1304	Coal Measures Whiteware	4	71	3	BS	Hollow ware	Mottled brown glaze ext, occasional splashes int	LC14th - C15th	Void	Finer than some CMW types
C	1215	Blackware type	1	31	1	Base	Jar	Shiny brown glaze int & above base ext	C16th - C17th	Void	Larger vessel in a dense, homogenous red fabric with a bevelled foot
C	1243	Cistercian ware	1	4	1	BS	Cup/tyg	U/Dec	c.1460 - c.1600	Void	Rilled internally
C	1243	Cistercian ware	1	2	1	BS	Cup/tyg	Rilled ext	c.1460 - c.1600	Void	
C	1264	Coal Measures Fineware	1	173	1	Rim & strap handle	Jug	Sparse spots of green glaze ext and on int of rim	LC13th - LC14th	Void	Finer than typical CMW but a similar range of inclusions
C	1264	Coal Measures Purple ware	1	4	1	BS	Hollow ware	Thick purple glaze ext	C15th - C16th	Void	
C	1264	Reduced Sandy ware	1	311	1	Base	Hollow ware	Sparse, crumbly friable glaze ext	C13th - C14th	Void	Knife trimmed ext and glaze almost entirely removed
		Total	125	2486	107						

Table 3. Pottery from Phase 2

Contexts in Area C (1215, 1243 and 1264) produced a small group of pottery which generally conformed to the pattern seen in areas B1 and B2. Only the sherd from context 1215 was possibly anomalous. It is listed as of Blackware type but could be slightly earlier than the true Blackwares. The Cistercian ware sherds from context 1243 are unlikely to post-date *c.*1600 (contra ASWYAS 2006, paras. 4.177 and 7.14) although it could have been deposited or redeposited subsequent to this date.

Context 1264 produced only medieval pottery although in such a small quantity that it is difficult to argue for a medieval date for the context, particularly in view of the evidence for residuality elsewhere on the site.

Phase 3

Phase 3 produced one of the larger groups of pottery from the site and one which, in spite of the presence of a small quantity of residual pottery, was generally chronologically homogeneous and appeared to date to the 17th and early 18th centuries (Table 4). The pottery was accompanied by a significant assemblage of clay tobacco pipes which provide a valuable complementary source of evidence to the pottery, particularly in the area of the chronology of the site.

Throughout the phase, the range of pottery included both tablewares and utilitarian wares. The origins of the 18th-century split between formal and vernacular tablewares and utilitarian wares is clearly foreshadowed in this group and the dominance of the yellow and black or dark brown tablewares and utilitarian wares, discussed at greater length elsewhere (Cumberpatch 2003), is clearly demonstrated in this group.

Looking at the pottery from Phase 3 as a whole, there appears to be some indication of chronological variation within the phase and this may well be sufficient to allow the definition of chronological sub-phases. This may have some impact on the stratigraphic and structural narrative presented elsewhere (ASWYAS 2006) but this is a matter that is beyond the scope of the pottery report and requires addressing as a separate issue.

Area B1

Area B1 produced a substantial proportion of the pottery from the third phase of the site. The earliest group was recovered from context 1278 and this had many of the characteristics of the Phase 2 groups, to the extent that it was virtually indistinguishable from them. It is possible that this is the result of chance factors, but it is notable that the group was not accompanied by any clay tobacco pipes, also a feature of the Phase 2 finds assemblages.

A group of contexts produced predominantly 17th-century pottery: 1026, 1146, 1241 and 1267 (linked by cross-context joins), 1260, 1269 and 1289. Of these 1146 and 1260 did not produce any clay tobacco pipe fragments which may indicate an early (?Phase 2) date although the pottery was of 17th-century type. Of the remaining contexts in this group 1241 and 1267 are linked through a cross context join (the rim and body of a Yellow ware jar) and

appear to date to the 17th century, a suggestion which appears to be, at least in part, confirmed by the clay tobacco pipes from this phase (contexts 1026, 1269 and perhaps 1289). Context 1208 remains a slight anomaly as it produced both 17th and 18th-century pottery (specifically 17th-century Blackwares and 18th-century Mottled wares) but an exclusively 17th-century collection of clay tobacco pipes. If the dating of the context through the pipes is reliable (and it is possible that chance depositional or taphonomic factors have affected the date range of the pottery), then the matter is of some interest as this would imply the 17th-century production of Mottled wares, something for which there has, hitherto, been no evidence in either South or West Yorkshire (Cumberpatch 2004b).

A slightly later phase of activity, dating to the later 17th or, more probably, the early 18th century appears to be represented by the material from contexts 1025, 1150, 1216, 1239 and 1240. Although these contexts included 17th-century material (notably Blackware), they also contained examples of wares which either span the later 17th and early 18th centuries or date to the 18th century (notably press-moulded Slipware and Mottled ware).

A number of contexts produced small quantities of pottery or examples of wares which cannot be dated easily (1151, 1271 and 1283). The precise position of these contexts in relation to the proposed two sub-phases is uncertain but a review of the stratigraphic data might be informative in this regard.

Area B2

In Area B2 the majority of the contexts appeared to belong to a phase of activity dating to the 17th century (1245, 1254, 1272 and 1282), similar to that proposed in the case of Area B1, above. The later phase described above in relation to Area B1 did not appear to exist in Area B2, although it is possible that context 1214 dates to the earlier part of the 18th century given the presence of a quantity of Slipware which may be regarded as of questionable date. The position of context 1281 is also ambiguous as it produced a small sherd which could only be suggested to be of Cistercian or Blackware type. Taken alone, it would be unwise to base a date on this sherd which could quite easily be either intrusive or residual within its context.

Context 1282 is of particular interest with regard to the presence of a significant quantity of Yellow Glazed Coarseware, hitherto a type with a rather poorly established date range. The evidence from this assemblage would seem to suggest that the type was in production in the mid to later 17th century alongside the Yellow wares and Redwares. No potteries producing this ware have yet been published.

Area C

Only three contexts in Area C produced pottery (1040, 1193 and 1204). None was later than the 17th century and those from 1193 may be somewhat earlier, most probably 16th century. No clay tobacco pipes accompanied the pottery and it is possible that this group of contexts actually belongs to Phase 2. At the very latest it forms part of the earlier sub-phase of Phase 3.

Area	Context	Type	No.	Wt.	ENV	Part	Form	Decoration	Date range	CTP dep date	Notes
B1	1025	Blackware	4	37	4	BS	Hollow ware	Black glaze int & ext	C17th	1700 - 1750	Brick red fabric
B1	1025	Blackware 1	7	50	7	BS	Hollow ware	Black glaze int & ext	C17th	1700 - 1750	Dark red fabric
B1	1025	Blackware 1	1	6	1	Base	Hollow ware	Black glaze int & ext	C17th	1700 - 1750	Small footed base in a dark red fabric
B1	1025	Cistercian ware	2	17	2	BS	Hollow ware	Brown glaze int & ext	C16th - EC17th	1700 - 1750	Could be misfired Blackware
B1	1025	Mottled ware	1	6	1	BS & handle stump	Hollow ware	Mottled glaze int & ext, rilled line around body	C18th	1700 - 1750	Buff fabric
B1	1025	Mottled ware	2	4	2	BS	Hollow ware	Mottled glaze int & ext	C18th	1700 - 1750	Buff fabric
B1	1025	Mottled ware	1	17	1	Base	Hollow ware	Dark mottled glaze int & on upper body	C18th	1700 - 1750	Fine orange fabric with very small round red grits; unusual fabric
B1	1025	Mottled ware	1	6	1	Base	Hollow ware	Mottled glaze int & ext with low relief rilled band above flat base	C18th	1700 - 1750	Buff fabric
B1	1025	Mottled ware	2	8	2	BS	Hollow ware	Dark mottled glaze int & ext; raised cordon around body	C18th	1700 - 1750	Fine orange fabric with very small round red grits; unusual fabric
B1	1025	Redware	8	66	8	BS	Dish	Clear glaze int	C17th - C18th	1700 - 1750	Abraded and flaked
B1	1025	Redware	2	66	1	Base	Dish	Clear glaze int, red slip ext	C17th - C18th	1700 - 1750	
B1	1025	Redware	2	49	2	Rim	Dish	Clear glaze int	C17th - C18th	1700 - 1750	Probably the same vessel
B1	1025	Redware	1	5	1	Rim	Dish	Clear glaze int	C17th - C18th	1700 - 1750	Darker and more homogenous fabric than normal
B1	1025	Redware	3	21	1	BS	Dish	Clear glaze int	C17th - C18th	1700 - 1750	Darker and more homogenous fabric than normal
B1	1025	Slipware	3	12	3	BS	Hollow ware	Unusual trailed and dotted design on coloured slip	C18th	1700 - 1750	Glazed internally; buff fabric
B1	1025	Slipware type 1	1	32	1	Base	Dish	Trailed yellow slip decoration	C17th - C18th	1700 - 1750	
B1	1025	Slipware type 1	4	25	4	BS	Dish	Trailed yellow slip decoration	C17th - C18th	1700 - 1750	
B1	1025	Slipware type 1	4	44	4	Rim	Dish	Trailed yellow slip decoration	C17th - C18th	1700 - 1750	
B1	1026	Blackware	3	14	3	BS	Hollow ware	Black glaze int & ext	C17th	1650 - 1670	Dark red fabric
B1	1026	Blackware	5	29	5	BS	Hollow ware	Black glaze int & ext	C17th	1650 - 1670	Brick red fabric
B1	1026	Blackware	2	107	1	Base	Jar	Footed base, brown glaze int, unglazed ext	C17th	1650 - 1670	Probably glazed externally on upper body
B1	1026	Blackware	1	133	1	Base	Jar	Brown glaze ext, sparse glaze int	C17th	1650 - 1670	Larger, thicker walled vessel
B1	1026	Blackware	1	14	1	Strap handle	Hollow ware	Brown glaze on handle	C17th	1650 - 1670	
B1	1026	Blackware	4	43	2	Rim	Hollow ware	Brown glaze int & ext	C17th	1650 - 1670	Hard, dense dark red fabric
B1	1026	Redware	2	258	1	Base	Dish/bowl	Clear glaze int	C17th - EC18th	1650 - 1670	Large, thick walled dish or bowl, thicker body than the Slipware versions
B1	1026	Redware	2	14	2	Rim	Dish	Clear glaze int	C17th - C18th	1650 - 1670	
B1	1026	Redware	8	92	8	BS	Dish	Clear glaze int	C17th - EC18th	1650 - 1670	Body sherds; flaked with some abrasion
B1	1026	Slipware	3	35	1	Rim	Dish	Wavy yellow line around rim and yellow discs int	C17th - C18th	1650 - 1670	Wheel thrown dish/bowl
B1	1026	Slipware	2	14	2	BS	Dish	Traces of slip decoration int; heavily burnt	LC17th - C18th	1650 - 1670	Heavily burnt

Table 4. Pottery from Phase 3

Area	Context	Type	No.	Wt.	ENV	Part	Form	Decoration	Date range	CTP dep date	Notes
B1	1026	Slipware type 1	1	30	1	BS	Flatware	Curvilinear slip decoration internally	C17th - EC18th	1650 - 1670	
B1	1026	Slipware type 1	1	257	1	Profile	Dish	Trailed white slip linear designs int	C17th - EC18th	1650 - 1670	Light sooting ext and use wear on underside with rilling
B1	1026	YGCW	1	92	1	Rim	Dish	White slip int under clear glaze	C17th - EC18th	1650 - 1670	Buff body; everted flat rim, no rounding or clubbing
B1	1026	YGCW	1	109	1	Rim	Dish	Buff slip int & ext on a white fabric with clear glaze int	C17th - EC18th	1650 - 1670	Rounded, clubbed rim
B1	1026	YGCW	1	22	1	Base	Dish/pancheon	Yellow glaze int	C17th - C18th	1650 - 1670	Thick base
B1	1026	YGCW	1	17	1	BS	Dish/bowl	Clear glaze on buff body	C17th - C18th	1650 - 1670	
B1	1146	Blackware	1	19	1	BS	Hollow ware	Dark glaze int & partially ext	C17th	Void	Typical hard dark red Blackware fabric
B1	1146	Blackware	3	20	1	Base & handle	Hollow ware	Three fingernail impressed handle attachment	C17th	Void	Cf. Wrenthorpe; note that this has an orange-red body
B1	1146	Blackware type	1	8	1	BS	Hollow ware	Black glaze int, thin glaze ext	C17th	Void	Brick red fabric
B1	1146	Blackware type	3	58	1	BS	Hollow ware	Streaky, slightly mottled brown glaze int & ext	C17th	Void	Hard, fine, dense brick red fabric with no visible incs
B1	1146	Blackware type	1	8	1	Handle	Hollow ware	Thin brown glaze on an oval handle	C17th	Void	Brick red fabric with occasional fine mica grains
B1	1146	Blackware type	6	54	5	BS	Hollow ware	Streaky, slightly mottled brown glaze int & ext	C17th	Void	Hard, fine, dense brick red fabric with no visible incs
B1	1146	Blackware type	1	9	1	Base	Hollow ware	Black glaze int, unglazed ext	C17th - C18th	Void	
B1	1146	Mottled Coarseware	1	21	1	BS	Hollow ware	Dark mottled glaze int & ext on a light buff body	C17th	Void	
B1	1146	Redware	3	27	3	BS	Dish	Clear glaze int; one sherd with buff slip under glaze	C17th - C18th	Void	
B1	1146	Redware	1	21	1	Rim	Dish	Clear glaze int	C17th - C18th	Void	Heavy profiled rim
B1	1146	Slip coated ware	3	5	3	Rim & BS	Hollow ware	White slip on a red body with yellow glaze int & ext	C17th - C18th	Void	There are other examples of this type elsewhere (1150) ?same vessel
B1	1150	BGFW type	2	55	2	BS	Hollow ware	U/Dec	C17th - C18th	1640 - 1720	Hard dense red body with hard, shiny brown glaze int & ext; ?Coarse Blackware variant?
B1	1150	Blackware	2	8	1	Base	Hollow ware	U/Dec	C17th	1640 - 1720	Conventional dark red body; simple base
B1	1150	Blackware	1	5	1	BS	Hollow ware	U/Dec	C17th	1640 - 1720	Blackware; thicker sherd but with dark red Blackware type fabric
B1	1150	C17th Coarseware	1	4	1	BS	Hollow ware	U/Dec	C17th - EC18th	1640 - 1720	Sooted ext; platey black inclusions
B1	1150	Redware	2	90	2	Rim	Dish	Clear glaze int, red slip ext	MC17th - C18th	1640 - 1720	Profiled rim, probably the same vessel
B1	1150	Redware	2	2	2	BS	Dish	Clear glaze int	MC17th - C18th	1640 - 1720	Small chips
B1	1150	Redware	2	26	2	BS	Dish	Clear glaze int, red slip ext	MC17th - C18th	1640 - 1720	May be part of the vessels of which the rims are also part
B1	1150	Slip coated ware	3	7	1	Rim & BS	Hollow ware	White slip on a red body with yellow glaze int & ext	C17th - C18th	1640 - 1720	There are other examples of this type elsewhere (1146) ?same vessel
B1	1150	Stoneware (?)	1	3	1	Rim	Small jar	Buff body with green glaze int & ext	?C17th / C18th	1640 - 1720	An unusual sherd from an unusual vessel

Table 4. Pottery from Phase 3

Area	Context	Type	No.	Wt.	ENV	Part	Form	Decoration	Date range	CTP dep date	Notes
B1	1151	Blackware type	1	12	1	Base	Hollow ware	Black glaze int & ext	LC16th - C17th	1680 - 1740	An unusual dense bright orange fabric, unlike most Blackwares
B1	1208	Blackware	2	18	1	BS & handle stump	Hollow ware	Black glaze int & ext	C17th	1650 - 1670	Applied handle, sheared off along join; orange fabric
B1	1208	Blackware	1	14	1	Base	Hollow ware	Black glaze int & ext; footed base	C17th	1650 - 1670	Bright orange fabric, some sooting on underside of base
B1	1208	Blackware	1	12	1	Base	Hollow ware	Black glaze int & ext, slightly splayed base	C17th	1650 - 1670	Dark brick red body with fine quartz and black incs; cf Blackware 3 Pontefract Castle
B1	1208	Blackware	1	16	1	Base	Hollow ware	Black glaze int & ext above footed base	C17th	1650 - 1670	Sooted ext; fabric and for is similar to Blackware, finish appears more like Late Blackware
B1	1208	Blackware	17	111	17	BS	Hollow ware	Black glaze int & ext	C17th	1650 - 1670	Brick red fabric
B1	1208	Blackware	1	6	1	Rim	Jar	Black glaze int & ext	C17th	1650 - 1670	Dark brick red fabric; everted rim
B1	1208	Blackware	1	48	1	Handle & BS	Hollow ware	Black glaze int & ext	C17th	1650 - 1670	Strap handle; dark red fine fabric
B1	1208	Blackware	1	31	1	BS & handle stump	Hollow ware	Black glaze	C17th	1650 - 1670	Hard, fine red fabric
B1	1208	Blackware	8	116	8	BS	Hollow ware	Black glaze	C17th	1650 - 1670	Fine, hard, homogenous dark red fabric
B1	1208	C17th Coarseware	2	149	1	Base	Jar	Clear glaze int resembling	C17th	1650 - 1670	Sooted ext
B1	1208	Mottled ware	1	4	1	BS	Mug/tankard	Rilled band ext; light mottled glaze int & ext	C18th	1650 - 1670	Buff body
B1	1208	Mottled ware	2	19	2	Handle & BS	Mug/tankard	Dark mottled glaze int & ext	C18th	1650 - 1670	Orange body
B1	1208	Mottled ware	1	18	1	Base	Mug/tankard	Rilled band above base; light mottled glaze int & ext	C18th	1650 - 1670	Buff body
B1	1208	Mottled ware	1	4	1	BS	Hollow ware	Very light mottled ware, almost yellow int	LC17th - C18th	1650 - 1670	Light buff body, dense with occasional inclusions
B1	1208	Redware	2	64	1	Rim	Dish	Clear glaze int	C17th - EC18th	1650 - 1670	Glaze mainly removed internally
B1	1208	Redware	10	114	9	BS	Dish	Clear glaze int	C17th - EC18th	1650 - 1670	Extensively flaked int
B1	1208	Redware	1	4	1	Rim	Dish	Clear glaze int	C17th - EC18th	1650 - 1670	
B1	1208	Slip coated ware	1	2	1	BS	Hollow ware	Thin red slip int under glaze giving a streaky finish int; unglazed ext	C18th	1650 - 1670	See also context 1214 for similar sherds
B1	1208	Slipware	1	18	1	Rim	Plate	Lobate rim, elaborate feathered and joggled decoration int	C18th	1650 - 1670	Press moulded plate; hard, dense pale buff fabric with red non-crystalline grit
B1	1208	Slipware	1	19	1	BS	Plate	Feathered and joggled slip decoration int	C18th	1650 - 1670	Press moulded plate; hard, dense pale buff fabric with red non-crystalline grit
B1	1208	Slipware type 1	1	2	1	BS	Dish	Trailed and feathered white slip int	C18th	1650 - 1670	
B1	1208	Tin Glazed Earthenware	1	3	1	Rim	Plate	Traces of blue painted design on white	C17th - C18th	1650 - 1670	Heavily flaked
B1	1208	Tin Glazed Earthenware	1	1	1	BS	Hollow ware	Traces of blue painted design on white	C17th - C18th	1650 - 1670	

Table 4. Pottery from Phase 3

Area	Context	Type	No.	Wt.	ENV	Part	Form	Decoration	Date range	CTP dep date	Notes
B1	1208	Unidentified	2	11	1	Rim	Dish	Blistered and discoloured glaze int	LC17th - C18th	1650 - 1670	Heavily burnt with external bulge of folded rim flaked off
B1	1208	Yellow ware type	2	1	1	Rim	Hollow ware	Yellow to honey coloured glaze int & ext	C17th - C18th	1650 - 1670	Looks like Mottled ware without the mottling
B1	1216	Redware	1	25	1	BS	Dish	Clear glaze int	C18th	Void	Abraded; knife trimmed ext
B1	1216	Slipware	2	7	2	BS	Hollow ware	Linear slip decoration	C18th	Void	cf. 1239; possibly the same vessel
B1	1216	Slipware	1	3	1	BS	Flatware	Complex slip decoration	C18th	Void	cf contexts 1197, 1120, 1130, 1241, 1025
B1	1239	Blackware	1	12	1	BS	Hollow ware	Black/purple glaze ext	C17th	1640 - 1720	Scar on ext
B1	1239	Blackware	1	3	1	BS	Hollow ware	Black glaze int & ext	C17th	1640 - 1720	Very thin walled vessel
B1	1239	C17th Coarseware	1	6	1	BS	Hollow ware	Clear glaze int	C17th	1640 - 1720	Sooted ext; slightly finer than is normal for this type
B1	1239	Redware	4	17	2	BS	Dish	U/Dec	LC17th - C18th	1640 - 1720	
B1	1239	Slipware	1	30	1	BS	Hollow ware	Linear slip pattern	C18th	1640 - 1720	See also ext 1216, probably the same vessel
B1	1239	Slipware type 1	1	37	1	Base	Dish	Trailed white linear slip designs int	LC17th - C18th	1640 - 1720	
B1	1240	BGFW	6	46	5	BS	Hollow ware	Brown glaze on red body; two sherds only have glaze int, all are glazed ext	C17th - C18th	1650 - 1670	A fine brick red fabric
B1	1240	C17th Coarseware	2	53	2	BS	Hollow ware	Clear glaze int	C17th	1650 - 1670	Sooted ext
B1	1240	Early Yellow ware	1	35	1	BS	Hollow ware	Very hard, thin glaze int & ext	C17th	1650 - 1670	
B1	1240	Mottled ware type	1	1	1	BS	Hollow ware	Mottled glaze int & ext; rather lighter than normal	C18th	1650 - 1670	Very small sherd
B1	1240	Redware	1	1	1	Rim	U/ID	Clear glaze on redware body	C17th - EC18th	1650 - 1670	
B1	1240	Redware type	1	45	1	Base	Dish	White slip under clear glaze int with greenish pimples all over	LC17th - EC18th	1650 - 1670	Unglazed ext but knife trimmed
B1	1240	Slipware	2	2	2	BS	Hollow ware	Fine feathered slip design ext	C18th	1650 - 1670	Sample No 8
B1	1240	Slipware	1	13	1	Rim	Dish	Lobate rim, feathered slip decoration internally	C18th	1650 - 1670	Press moulded dish of C18th type
B1	1240	Slipware	1	5	1	Rim	Plate	Pie crust rim with raised decoration int	C18th	1650 - 1670	Press moulded plate of C18th type; discoloured
B1	1240	Slipware type 1	2	286	1	Rim & body	Dish	Double wavy slip line around rim with straight line between	C17th - EC18th	1650 - 1670	Sooted ext; unidentified design on body
B1	1240	Slipware type 1	2	148	1	Base	Dish	Design of intersecting straight & wavy white slip lines inside body	C17th - EC18th	1650 - 1670	
B1	1240	Slipware type 1	1	4	1	BS	Dish	White slip linear design int	C17th - EC18th	1650 - 1670	
B1	1241	BGFW	2	6	2	BS	Hollow ware	Brown glaze int & ext	C17th - C18th	1640 - 1660	
B1	1241	BGFW	2	51	2	BS	Hollow ware	Sparse brown glaze int & ext	C17th - C18th	1640 - 1660	Bright orange fabric
B1	1241	Blackware	2	13	1	BS	Hollow ware	Very shiny purple glaze int & ext	C17th	1640 - 1660	
B1	1241	Blackware	1	15	1	Handle	Hollow ware	Glazed on top of handle	C17th	1640 - 1660	
B1	1241	Blackware	1	16	1	Handle & BS	Cup/tyg	Brown glaze, some mottling	C17th	1640 - 1660	
B1	1241	Blackware	1	21	1	Rim	Jar	Black glaze int & ext	C17th	1640 - 1660	Everted rim jar
B1	1241	C17th Coarseware	1	21	1	Rim	Hollow ware	Clear glaze int	C17th	1640 - 1660	Clubbed rim
B1	1241	C17th Coarseware	2	11	2	BS	Hollow ware	Clear glaze int with a slight orange colour	C17th - C18th	1640 - 1660	Slightly finer than the normal fabric

Table 4. Pottery from Phase 3

Area	Context	Type	No.	Wt.	ENV	Part	Form	Decoration	Date range	CTP dep date	Notes
											but with similar platey inclusions
B1	1241	Coal Measures Purple type ware	1	15	1	Base	Hollow ware	Purple glaze int & ext	C15th - C16th	1640 - 1660	
B1	1241	Coarse Blackware	1	57	1	Base	Hollow ware	Brown-black glaze int & ext	C17th	1640 - 1660	
B1	1241	Coarse Blackware	1	83	1	Base	Hollow ware	Black glaze int & partially ext	C17th	1640 - 1660	
B1	1241	Coarse Blackware	2	48	2	Base	Hollow ware	Black glaze int & partially ext	C17th	1640 - 1660	Probably the same vessel
B1	1241	Early Yellow ware	3	64	3	Base	Hollow ware	Yellow glaze int	C17th - EC18th	1640 - 1660	
B1	1241	Early Yellow ware	1	11	1	BS	Hollow ware	Yellow glaze int	C17th - EC18th	1640 - 1660	
B1	1241	Early Yellow ware	1	9	1	BS	Hollow ware	Clear glaze int	C17th - EC18th	1640 - 1660	Heavily abraded and concretion
B1	1241	Redware	1	50	1	Rim	Dish	Clear glaze int; triangular profile rim	C17th - EC18th	1640 - 1660	
B1	1241	Redware	1	31	1	Rim	Dish	Thin red slip int on a white fabric	C17th - EC18th	1640 - 1660	Square sectioned rim with grooved top
B1	1241	Redware	2	59	1	BS	Dish	Clear glaze int & partial clear glaze ext	C17th - EC18th	1640 - 1660	
B1	1241	Redware	1	28	1	BS	Dish	Clear glazed int	C17th - EC18th	1640 - 1660	Flaked glaze
B1	1241	Redware	2	41	2	Base	Dish	Clear glaze int	C17th - EC18th	1640 - 1660	
B1	1241	Slipware	1	4	1	BS	Dish	White slip int with trailed rectilinear decoration with white dots	C17th - C18th	1640 - 1660	Press-moulded dish; cf. contexts 1197, 1120, 1130, 1216
B1	1241	Slipware type 1	2	5	2	Rim & BS	Dish	Curvilinear trailed slip design int	C17th - EC18th	1640 - 1660	Slightly darker in colour than typical Slipware Type 1
B1	1241	Slipware type 1	1	7	1	Rim	Dish	Trailed slip design around the rim	C17th - EC18th	1640 - 1660	
B1	1241	Yellow ware type	2	24	2	BS	Hollow ware	Pale orange glaze int & ext	C17th - EC18th	1640 - 1660	Thin walled vessels
B1	1260	Blackware	1	2	1	BS	Hollow ware	Black glaze int & ext	C17th	Void	Sample no. 5; secondarily burnt
B1	1260	Blackware	1	14	1	BS	Hollow ware	Brown glaze int & ext	C17th	Void	Thick walled sherd in a brick red fabric
B1	1260	Blackware	1	6	1	BS	Hollow ware	Hard, thin brown glaze int & ext	C17th	Void	Typical hard, fine dark red fabric
B1	1260	Blackware	1	74	1	Base	Hollow ware	Hard, thin brown glaze int & ext	C17th	Void	Coarse Blackware type; bevelled footed base
B1	1260	Early Yellow ware	1	9	1	Rim	Bowl	White slip on pale orange body under clear glaze	C16th - C17th	Void	A hard, dense pale orange body with occasional round red grit; everted flat topped rim
B1	1260	Early Yellow ware	5	265	1	Profile	Bowl	Thin clear glaze int only	C16th - C17th	Void	Fine soft white fabric with thin glaze int; see also context 1267 for a very similar sherd
B1	1260	Early Yellow ware	1	10	1	Handle	Hollow ware	Sparse clear glaze	C16th - C17th	Void	
B1	1260	Early Yellow ware	4	27	4	BS	Bowl/dish	Yellow glaze int	C16th - C17th	Void	
B1	1260	Early Yellow ware	3	165	3	Base	Bowl/dish	Yellow glaze int on white body int; thin glaze ext	C17th - C18th	Void	Soft white fabric, flakey glaze; one knife trimmed
B1	1260	Early Yellow ware	2	68	2	BS	Hollow ware	Yellow glaze int on a streaky orange and white body	C16th - EC18th	Void	Heavily sooted ext with black deposit
B1	1260	Early Yellow ware	1	18	1	BS	Hollow ware	Orange glaze int & ext	C16th - EC18th	Void	Buff fabric with occasional non-crystalline incs and linear voids
B1	1260	Early Yellow ware	1	18	1	Rim	Bowl	Yellow glaze int	C17th - C18th	Void	White fabric
B1	1260	Slipware	3	11	2	BS	Dish	White trailed linear slip design int	C17th - EC18th	Void	Pale orange body

Table 4. Pottery from Phase 3

Area	Context	Type	No.	Wt.	ENV	Part	Form	Decoration	Date range	CTP dep date	Notes
B1	1260	Yellow ware	1	7	1	BS	Hollow ware	Thin hard, crazed yellow glaze int & ext over white slip	C16th - C17th	Void	Pale orange fabric with distinctive linear voids; white slip int & ext
B1	1260	YGCW	1	28	1	BS	Bowl/pancheon	White slip int under clear glaze	C16th - EC18th	Void	Pale orange fabric with occasional black grit
B1	1267	Blackware	1	21	1	BS	Hollow ware	Purple-black metallic glaze int & ext	C17th	1610 - 1720	Thick walled vessel
B1	1267	Early Yellow ware	1	4	1	BS	Hollow ware	Hard yellow glaze int, thin glaze traces ext	C17th - EC18th	1610 - 1720	Very hard, dense semi-vitrified buff fabric
B1	1267	Early Yellow ware	2	6	2	BS	Hollow ware	Clear glaze int on a pale pink body	C17th	1610 - 1720	Closely resembles the vessel from 1260 selected for illustration
B1	1267	Early Yellow ware	2	16	2	Rim & body	Dish	Yellow glaze int	C17th - EC18th	1610 - 1720	
B1	1267	Early Yellow ware	1	13	1	BS	Dish/bowl	Clear glaze int on a white body	C17th - EC18th	1610 - 1720	Discoloured surface
B1	1267	Green Glazed Sandy ware	1	25	1	Base	Hollow ware	Green glaze int	LC16th - C17th	1610 - 1720	Fine white incs in a buff fabric
B1	1267	Redware type	1	2	1	BS	Hollow ware	Red glaze int & ext	C17th - C18th	1610 - 1720	Small sherd from unidentified vessel
B1	1267	Redware type	2	16	2	Base & BS	Dish	Pale orange slip int under clear glaze	C17th - EC18th	1610 - 1720	
B1	1267	Slipware type 1	1	24	1	Rim & body	Dish	All-over red slip internally under clear glaze; white zig-zag line on rim	C17th - EC18th	1610 - 1720	Thin walled vessel with small clubbed rim; sooting on ext edge; buff body
B1	1267	Slipware type 1	1	16	1	Rim & body	Dish	All-over red slip internally under clear glaze; white zig-zag line on rim	C17th - EC18th	1610 - 1720	Thin walled vessel with small clubbed rim with groove on ext edge
B1	1267	Slipware type 1	4	8	4	BS	Dish	All-over red slip internally under clear glaze; white zig-zag decoration int	C17th - EC18th	1610 - 1720	One sherd from sample 7
B1	1267	Yellow ware	2	13	2	BS	Dish	White slip int & ext under clear glaze	C16th - C17th	1610 - 1720	
B1	1267	Yellow ware	1	12	1	BS	Hollow ware	White slip int and ext under clear (yellow) glaze	C16th - C17th	1610 - 1720	Sample No 7
B1	1269	BGCW type	1	15	1	BS	Hollow ware	Brown glaze int & ext	C17th	1610 - 1640	Dark red fabric with sparse angular red non-crystalline grit
B1	1269	Blackware	1	2	1	Rim	Hollow ware	U/Dec	C17th	1610 - 1640	Sample No 9; secondarily burnt
B1	1269	Blackware	1	23	1	Base	Hollow ware	Dark glaze int & ext, footed base	C17th	1610 - 1640	Fine dark red fabric
B1	1269	Blackware	2	30	1	Base	Hollow ware	Brown glaze int & ext	C17th	1610 - 1640	Sooted on underside of base; parallel wire marks across base
B1	1269	Blackware	1	10	1	BS	Hollow ware	Black glaze int & ext	C17th	1610 - 1640	Very dark red fine fabric
B1	1269	Blackware type	1	13	1	Handle & BS	Hollow ware	Brown glaze int & ext with fine yellow mottling	C17th	1610 - 1640	Dark orange fabric
B1	1269	C17th Coarseware	2	70	2	BS	Hollow ware	Thin, hard clear (pale green to yellow) glaze int	C17th	1610 - 1640	Sooted ext with black deposit
B1	1269	Early Yellow ware	3	15	3	BS	Dish/bowl	Clear glaze on a white body internally	LC16th - EC18th	1610 - 1640	Abraded; soft white body with some thin faint orange bands
B1	1269	Early Yellow ware	1	9	1	BS	Hollow ware	Thin, hard yellow glaze int & ext	C17th	1610 - 1640	Very hard, dense buff fabric with occasional black grit
B1	1269	Early Yellow ware	1	16	1	BS	U/ID	Clear glaze on a white body internally	C16th - C17th	1610 - 1640	Sample no. 9
B1	1269	Early Yellow ware	1	1	1	Rim	Bowl	Thin glaze on rim	C16th - C17th	1610 - 1640	Sample no. 9
B1	1269	Slipware type 1	3	15	3	BS	Dish/plate	Trailed white slip design int	C17th - EC18th	1610 - 1640	
B1	1269	Yellow ware	1	5	1	BS	Hollow ware	Thin white slip int under clear glaze with	C16th - C17th	1610 - 1640	Dense fine white fabric

Table 4. Pottery from Phase 3

Area	Context	Type	No.	Wt.	ENV	Part	Form	Decoration	Date range	CTP dep date	Notes
								brown mottling			
B1	1269	Yellow ware	16	230	13	Rim & BS	Bowl	Thin hard yellow glaze int & ext on white slip; flat topped everted rim	C16th - C17th	1610 - 1640	A hard, dense pale orange fabric with a rather laminated blocky fracture; probably one vessel
B1	1271	Mottled Coarseware	1	7	1	BS	Hollow ware	Brown glaze with some mottling int	C18th	Void	Even brick-red fabric with mottled brown glaze int & ext
B1	1271	Slipware	1	5	1	BS	Dish	Trailed slip decoration int	C18th	Void	Sample No 10; burnt and blistered
B1	1278	Cistercian ware	1	6	1	BS	Cup/tyg	Linear pipeclay decoration ext with rouletted impressions	c.1460 - c.1600	Void	
B1	1278	Cistercian ware	1	6	1	BS	Hollow ware	U/Dec	c.1460 - c.1600	Void	
B1	1278	Cistercian ware	1	6	1	BS	Hollow ware	Purple glaze ext, uneven finish	c.1460 - c.1600	Void	A slightly coarser fabric than normal with quartz and non-crystalline grit
B1	1278	Cistercian ware	1	10	1	Handle	Cup/tyg	Brown glaze int & ext	c.1460 - c.1600	Void	Brick red fabric
B1	1278	Cistercian/Blackware	1	1	1	BS	Hollow ware	Black glaze on a brick red fabric	C16th - C17th	Void	Sample No. 15; very small sherd
B1	1278	Cistercian/Blackware type	1	15	1	BS	U/ID	Mottled brown glaze int & ext	C16th - C17th	Void	Rilled internally
B1	1278	Coal Measures Purple ware	1	18	1	Base	Hollow ware	Patchy purple glaze int & ext	C15th - C16th	Void	
B1	1283	Rhenish stoneware	1	38	1	Rim	Hollow ware	Rilled neck	C16th - C17th	Void	Raeren stoneware
B1	1289	Coal Measures Purple ware	1	7	1	BS	Hollow ware	Purple glaze ext	C15th - C16th	Void	Possibly a denser fabric than normal but with the same range of incs
B1	1289	Early Yellow ware	1	10	1	Rim	Bowl/dish	Yellow glaze int with thin patchy glaze ext	C17th	Void	Bevelled rim; cf Wrenthorpe Fig 65; 284
B1	1241/1267	Yellow ware	3	245	1	Rim & body	Jar	White slip under clear glaze int only; clubbed rim with collared profile	LC16th - C17th	1610 - 1720	Distinctive orange and white streaky fabric; sooted ext
B2	1214	Blackware	2	49	1	Base	Jar	Black glaze int & ext, footed base	C17th	1680 - 1720	Hard dark red fabric with very rare dull red angular inclusions
B2	1214	Blackware	1	19	1	Handle	Cup/tyg	Decorative multiple looped handle; brown glaze int & ext	C17th	1680 - 1720	A brick red fabric but without the inclusions seen in the red PC fabrics
B2	1214	Blackware	1	29	1	BS	Jar	Black glaze int & ext	C17th	1680 - 1720	Thick walled vessel; hard, dense, dark red fabric, no inclusions
B2	1214	Blackware	3	86	3	Base & BS	Jar	Black glaze int & ext above base	C17th	1680 - 1720	Very hard, dense, semi-vitrified brick red fabric with voids and occasional dark red incs
B2	1214	Blackware	1	36	1	Base	Hollow ware	Thin base, black glaze int with patches of glaze ext	C17th	1680 - 1720	Brick red fabric, no inclusions
B2	1214	Blackware	11	107	11	BS	Hollow ware	Black glaze int & ext	C17th	1680 - 1720	Thicker walled vessels in a brick red fabric
B2	1214	Blackware	22	86	22	BS	Hollow ware	Black glaze int & ext	C17th	1680 - 1720	Thinner walled vessels in various fabrics, but the main variation is in colour
B2	1214	Blackware	4	16	4	Rim	Cup/tyg	Black to brown glaze int & ext	C17th	1680 - 1720	Simple rims, some variation in fabric but within the Blackware range
B2	1214	Blackware	1	12	1	Base	Hollow ware	Brown glaze int & ext	C17th	1680 - 1720	Footed base in a bright orange fabric
B2	1214	Blackware 1	1	8	1	Base	Hollow ware	Flat base with bevelled edge	C17th	1680 - 1720	Very thin base, black glaze int, unglazed underside

Table 4. Pottery from Phase 3

Area	Context	Type	No.	Wt.	ENV	Part	Form	Decoration	Date range	CTP dep date	Notes
B2	1214	Blackware 1	1	31	1	Rim	Jar	Profiled rim	C17th	1680 - 1720	Larger jar but with typical Blackware fabric and finish
B2	1214	Blackware 1	4	14	4	BS	Hollow ware	Black glaze int & ext	C17th	1680 - 1720	Thin walled sherds, typical of Blackware drinking vessels
B2	1214	Blackware 1	1	4	1	Rim	Cup/tyg	Black glaze int & ext; simple rim	C17th	1680 - 1720	
B2	1214	Blackware 1	3	38	3	BS	Hollow ware	Black glaze int & ext	C17th	1680 - 1720	Thicker walled vessels
B2	1214	Blackware 1	1	20	1	Rim	Hollow ware	Brownish glaze, simple rim	C17th	1680 - 1720	Some pitting on glaze; could be Cistercian ware
B2	1214	C17th Coarseware	1	10	1	Rim	Dish/bowl	Clear glaze int	C17th	1680 - 1720	Sooted ext.; Angular shale-like inclusions in a dense white fabric
B2	1214	C17th Coarseware	1	20	1	BS	Dish/bowl	Clear glaze int	C17th	1680 - 1720	Very coarse fabric, resembles a saggar
B2	1214	C17th Coarseware	3	61	3	BS	Dish/bowl	Clear glaze int	C17th	1680 - 1720	Heavily sooted ext; coarse buff fabric with platy shale-like incs
B2	1214	C17th Coarseware	1	5	1	BS	Hollow ware	Clear glaze int	C17th	1680 - 1720	Heavily abraded, sooted ext
B2	1214	Early Yellow ware	1	6	1	BS	Hollow ware	Clear glaze ext	C16th - C17th	1680 - 1720	
B2	1214	Early Yellow ware	2	15	2	BS	Hollow ware	Clear glaze on a hard, dense buff fabric	C16th - C17th	1680 - 1720	Probably a later Yellow ware
B2	1214	Early Yellow ware	1	4	1	Rim	Dish/bowl	Spots of clear glaze	C17th - C18th	1680 - 1720	Abraded and flaked
B2	1214	Mottled ware	1	4	1	Base	Hollow ware	Mottled glaze int & ext	C18th	1680 - 1720	
B2	1214	Redware	16	127	16	BS	Plate/Dish	Clear glaze int	MC17th - EC18th	1680 - 1720	
B2	1214	Redware	4	178	4	Base	Plate/Dish	Clear glaze int	MC17th - EC18th	1680 - 1720	Flat bases, some with striations ext
B2	1214	Redware	1	52	1	Base	Dish	Clear glaze int, red slip ext	MC17th - EC18th	1680 - 1720	
B2	1214	Redware	3	62	1	Rim	Dish	Clear glaze int; profiled rim with internal groove	MC17th - EC18th	1680 - 1720	
B2	1214	Redware	4	80	4	Rim	Dish	Clear glaze int; profiled rims with prominent internal groove	MC17th - EC18th	1680 - 1720	
B2	1214	Redware	2	20	2	Rim	Dish	Clear glaze int	MC17th - EC18th	1680 - 1720	
B2	1214	Redware	1	13	1	BS	Bowl/dish	Clear glaze int	MC17th - EC18th	1680 - 1720	
B2	1214	Redware type	2	102	1	Rim	Jar	Red slip int & ext and spots of clear glaze on rim	MC17th - C18th	1680 - 1720	Angular non-crystalline rock fragments and sparse fine black grit in an oxidised body
B2	1214	Slip coated ware	4	31	1	BS	Hollow ware	Red slip internally on a buff body with clear glaze over slip	C17th - C18th	1680 - 1720	Heavily sooted ext
B2	1214	Slip coated ware	2	10	1	Base	Hollow ware	Red slip ext on buff body, clear glaze int	LC17th - C18th	1680 - 1720	
B2	1214	Slip coated ware	27	308	1	Rim, base & BS	Jar	Thin red slip int under glaze giving a streaky finish int; unglazed ext	LC17th - C18th	1680 - 1720	See also cxt 1208
B2	1214	Slipware	1	8	1	BS	Plate/dish	Red-brown feathered slip on white slip int	LC17th - C18th	1680 - 1720	
B2	1214	Slipware	1	9	1	Handle & BS	Hollow ware	Swirled or joggled brown on white slip patterns ext	LC17th - C18th	1680 - 1720	Fine buff fabric with occasional black grit
B2	1214	Slipware	1	7	1	BS	Bowl/dish	White trailed wavy line int; red slip ext	MC17th -	1680 - 1720	

Table 4. Pottery from Phase 3

Area	Context	Type	No.	Wt.	ENV	Part	Form	Decoration	Date range	CTP dep date	Notes
									C18th		
B2	1214	Slipware	1	13	1	Rim	Plate/dish	Wavy/zig-zag slip line inside rim on red slip coating int	MC17th - C18th	1680 - 1720	
B2	1214	Slipware	6	20	4	Rim & BS	Hollow ware	Red slip ext with white trailed slip line and dot design ext	LC17th - C18th	1680 - 1720	Buff body
B2	1214	Slipware	1	5	1	BS	Bowl/dish	Thin layer of white slip int under clear glaze	MC17th - EC18th	1680 - 1720	
B2	1214	Slipware	1	1	1	Rim	Cup/tyg	Swirled red-brown slip design ext on buff body	LC17th - C18th	1680 - 1720	
B2	1214	Slipware type 1	1	7	1	Rim	Bowl/dish	Trailed white slip wavy line around rim	MC17th - C18th	1680 - 1720	Clubbed rim
B2	1214	Slipware type 1	2	118	1	Rim	Bowl/dish	Faint trailed white looped decoration on rim	MC17th - EC18th	1680 - 1720	Sooted externally
B2	1214	Tin Glazed Earthenware	2	3	2	BS	Hollow ware	White glaze int & ext	C17th - C18th	1680 - 1720	Flaked and abraded
B2	1214	Yellow ware type	1	2	1	Rim	Bowl/dish	Clear glaze int; possible slip coating	MC17th - C18th	1680 - 1720	Small fragment of rounded clubbed rim
B2	1214	Yellow ware type	1	1	1	BS	Hollow ware	Clear glaze int & ext	C17th - C18th	1680 - 1720	
B2	1214	YGCW	7	53	7	BS	Bowl/dish	White slip int; clear glaze almost entirely removed	C17th - C18th	1680 - 1720	
B2	1245	Blackware	2	56	2	BS	Hollow ware	Brown glaze ext, mainly unglazed int	C17th	1640 - 1660	Hard, fine brick red fabric with sparse fine black grit
B2	1245	Blackware	1	5	1	BS	Hollow ware	Thin hard brown glaze on a fine red fabric	C17th	1640 - 1660	Unusual form
B2	1245	C17th Coarseware	3	111	3	Base & BS	Hollow ware	Clear glaze int	C17th	1640 - 1660	Sooted ext
B2	1245	Coarse Blackware type	1	51	1	Handle & BS	Jug/jar	Purple-brown glaze ext, thumb impression in handle attachment	C17th - EC18th	1640 - 1660	Could be an early type of BGCW as the distinction is not clear; unglazed int
B2	1245	Coarse Blackware type	1	79	1	Base	Hollow ware	Brown glaze int & ext, some mottling, rather patchy	C17th - C18th	1640 - 1660	Could be an early type of BGCW as the distinction is not clear
B2	1245	Coarse Blackware type	3	40	3	BS	Hollow ware	Patchy brown glaze int & ext	17th - EC18th	1640 - 1660	Could be an early type of BGCW as the distinction is not clear
B2	1245	Early Yellow ware	1	14	1	BS	?Candlestick	Yellow glaze ext	C17th	1640 - 1660	May be a knob or part of a candlestick
B2	1245	Early Yellow ware	1	4	1	BS	Hollow ware	Off-yellow greenish glaze int & ext	C17th - C18th	1640 - 1660	Flaked glaze; white fabric with angular white non-crystalline rock fragments
B2	1245	Early Yellow ware	1	7	1	Rim	Dish	Yellow glaze int	C17th - EC18th	1640 - 1660	Profiled rim with pronounced round rim
B2	1245	Northern Gritty ware	1	18	1	BS	Hollow ware	U/Dec	LC13th - C15th	1640 - 1660	Very heavily abraded
B2	1245	Redware	1	10	1	Rim	Dish	Flakey glaze int	C17th - EC18th	1640 - 1660	
B2	1245	Redware	1	28	1	Base	Hollow ware	Clear glaze int	C17th - EC18th	1640 - 1660	
B2	1245	Redware type	1	12	1	Rim	Dish	Glazed int; discoloured and flaked	C17th - EC18th	1640 - 1660	Secondarily burnt
B2	1245	Slipware	3	18	3	BS	Hollow ware	Feathered slip decoration ext	C18th	1640 - 1660	Heavily burnt and flaked
B2	1245	Slipware type 1	2	43	1	Base	Dish	Trailed curvilinear white slip int under clear glaze	C17th - EC18th	1640 - 1660	Knife trimmed ext

Table 4. Pottery from Phase 3

Area	Context	Type	No.	Wt.	ENV	Part	Form	Decoration	Date range	CTP dep date	Notes
B2	1245	Slipware type 1	1	32	1	Rim	Dish	Trailed zig-zag line around the rim	C17th - EC18th	1640 - 1660	
B2	1245	Slipware type 1	1	28	1	BS	Dish	Trailed white curvilinear slip int	C17th - EC18th	1640 - 1660	Flaked and abraded
B2	1245	Slipware type 1	1	13	1	BS	Dish	Trailed curvilinear white slip int under clear glaze	C17th - EC18th	1640 - 1660	
B2	1245	Slipware type 1 variant	1	13	1	BS	Dish	White slip on a pale orange body with pale orange trailed slip decoration	C17th - EC18th	1640 - 1660	Appears to be an attempt to produce a 'reversed' Slipware type 1
B2	1245	YGCW type	1	48	1	Base	Dish	Clear glaze on a thin white slip layer over pale orange body	C17th - C18th	1640 - 1660	Sooted with parallel wire marks on underside
B2	1254	C17th Coarseware	3	54	1	BS	Hollow ware	Clear glaze int giving a rich orange finish, unglazed ext	C17th	1640 - 1670	Heavily sooted ext; abundant buff angular platey rock fragments
B2	1254	C17th Coarseware	1	30	1	Base	Hollow ware	Greenish glaze int only	C17th	1640 - 1670	Hard dense fabric with abundant black shaley incs
B2	1254	C17th Coarseware	1	38	1	BS	Hollow ware	Thin clear glaze int only	C17th	1640 - 1670	Hard, dense fabric with abundant black shaley rock fragments
B2	1254	Early Yellow ware	1	1	1	BS	Hollow ware	Yellow glaze on buff fabric	C17th - C18th	1640 - 1670	Thin walled small vessel
B2	1254	Redware type	1	18	1	BS	Hollow ware	Clear glaze int and patchy brown glaze ext	C17th - C18th	1640 - 1670	Harder fabric than typical Redware
B2	1254	Slipware type 1	5	153	2	Rim & BS	Dish	White tailed zig-zag line around rim and angular wavy design int	LC17th - C18th	1640 - 1670	
B2	1254	Tin Glazed Earthenware	1	8	1	Base	Plate/dish	Blue painted decoration int, design not identifiable	C17th - C18th	1640 - 1670	
B2	1272	Early Yellow ware	1	14	1	Rim	Bowl	Yellow glaze with brown mottling internally	LC16th - C17th	Void	Everted rim, fine buff fabric
B2	1272	Early Yellow ware	3	9	1	BS	Hollow ware	Yellow glaze int & ext	C17th	Void	Very hard, dense, homogenous fabric, almost a stoneware
B2	1272	Purple glazed ware	4	103	1	Rim & handle	Jug/jar	Purple glaze internally, traces of glaze ext	C16th - C17th	Void	Medieval form but a later brick red fabric with abundant fine quartz and dark non-crystalline grit
B2	1281	Cistercian / Blackware	1	2	1	BS	Hollow ware	U/Dec	C16th - C17th	Void	Sample No 13
B2	1282	Blackware	1	13	1	Handle	Tall cup/tyg	U/Dec	C17th	1650 - 1670	
B2	1282	Blackware	3	57	1	Rim	Tall cup/tyg	Cordon and ridges below rim; black glaze int & ext	C17th	1650 - 1670	cf Wrenthorpe Fig 61; 196
B2	1282	Blackware	6	393	5	BS & handle	Tall cup/tyg	Black glaze int & ext	C17th	1650 - 1670	Two or more handles; larger, thicker walled tyg or tygs
B2	1282	Blackware	1	11	1	Handle stump	Tall cup/tyg	Black glaze int & ext	C17th	1650 - 1670	Glaze covers the broken handle stump; ?waster
B2	1282	Blackware	13	146	13	BS	Tall cup/tyg	Black and brown glaze int & ext	C17th	1650 - 1670	Body sherds from tall cups or tygs
B2	1282	Blackware	1	4	1	Handle	Tall cup/tyg	Black/purple glaze	C17th	1650 - 1670	Narrow handle
B2	1282	Blackware	1	10	1	Rim & BS	Tall cup/tyg	Black/purple glaze	C17th	1650 - 1670	
B2	1282	Blackware	1	4	1	Rim	Tall cup/tyg	Black/purple glaze, slightly everted rim	C17th	1650 - 1670	
B2	1282	Blackware	1	7	1	BS	Tall cup/tyg	Black/purple glaze, cordon ext	C17th	1650 - 1670	
B2	1282	Blackware	3	62	1	Rim & handle	Handled jar	Brown glaze int & ext	C17th	1650 - 1670	Profiled rim and upper body; no exact parallel but cf. Wrenthorpe Fig 62; 215 for general form
B2	1282	Blackware	1	9	1	BS	Tall cup/tyg	Cordon ext; black/purple glaze int & ext	C17th	1650 - 1670	

Table 4. Pottery from Phase 3

Area	Context	Type	No.	Wt.	ENV	Part	Form	Decoration	Date range	CTP dep date	Notes
B2	1282	Blackware	1	6	1	Rim	Hollow ware	Plain rim, black/purple glaze int & ext	C17th	1650 - 1670	
B2	1282	Blackware	1	10	1	Rim	Hollow ware	Plain rim with cordon at base of neck	C17th	1650 - 1670	
B2	1282	Blackware	2	10	2	BS	Hollow ware	Black glaze int & ext	C17th	1650 - 1670	Smaller vessels, one possibly burnt
B2	1282	Blackware	5	259	5	Base	Tall cup/tyg	Black glaze int & ext	C17th	1650 - 1670	Two sherds with parallel wire marks, one with handle stump
B2	1282	C17th Coarseware	3	187	3	Base & BS	Hollow ware	Clear glaze int	C17th	1650 - 1670	Hard, dense, coarsely tempered fabric
B2	1282	Coarse Blackware	5	358	4	Base	Jar/cistern	Brown to purple glaze int & ext	C17th	1650 - 1670	Coarse Blackware or early BGCW
B2	1282	Coarse Blackware	12	396	12	BS	Jar/cistern	Brown to purple glaze int & ext	C17th	1650 - 1670	Coarse Blackware or early BGCW
B2	1282	Early Yellow ware	2	68	2	Rim	Bowl	Clear glaze int giving a slightly mottled finish	C17th	1650 - 1670	Groove around top of rim
B2	1282	Early Yellow ware	1	16	1	BS	Bowl	Clear glaze int giving a slightly mottled finish	C17th	1650 - 1670	
B2	1282	Early Yellow ware	1	31	1	Rim	Bowl/dish	Yellow glaze on a hard, dense, semi-vitrified buff body	C17th - C18th	1650 - 1670	Clubbed rim with dished upper surface
B2	1282	Early Yellow ware	1	7	1	BS	Hollow ware	Yellow glaze int & ext	C17th - C18th	1650 - 1670	
B2	1282	Redware	1	39	1	BS	Hollow ware	Patchy brown glaze int & ext	LC16th - C17th	1650 - 1670	
B2	1282	Redware	5	56	4	BS	Hollow ware	Thin patchy clear glaze int & ext	C17th - EC18th	1650 - 1670	
B2	1282	Redware	3	35	2	Rim	Hollow ware	Clear glaze int & ext	C17th - C18th	1650 - 1670	Pointed cap with external bevel giving a 'D' shaped profile
B2	1282	Redware	1	13	1	Rim	Hollow ware	Clear glaze int & ext	C17th - C18th	1650 - 1670	Pointed cap with bulge below giving a 'D' shaped profile
B2	1282	Redware	1	4	1	BS	Hollow ware	Clear glaze int & ext	C17th - C18th	1650 - 1670	
B2	1282	Redware	1	14	1	Rim	Dish/bowl	Clear glaze int	C17th - C18th	1650 - 1670	Rounded rim
B2	1282	Redware type	7	60	6	BS	Hollow ware	Clear glaze int & ext with areas of greenish mottling ext	C17th	1650 - 1670	Very hard, dense, possibly overfired fabric, reduced or oxidised in different areas
B2	1282	Slipware type 1	1	25	1	Base	Dish	Trailed white spiral decoration	C17th - C18th	1650 - 1670	An unusually hard fabric for Slipware 1
B2	1282	Slipware type 1	1	27	1	Base	Dish	Trailed white slip design int	C17th	1650 - 1670	
B2	1282	Yellow ware	2	151	1	Base	Bowl/dish	White slip on a pale orange body with clear glaze int	C17th	1650 - 1670	Parallel wire marks on underside of base
B2	1282	Yellow ware	2	70	1	Base	Bowl/dish	Possible thin white slip layer on a very hard, dense, semi-vitrified body	C17th - EC18th	1650 - 1670	Clear glaze internally
B2	1282	Yellow ware	1	98	1	Base	Handled bowl	White slip int under clear (yellow) glaze int; triple finger mark ext	LC16th - EC18th	1650 - 1670	Cf. Wrenthorpe Fig 65: 273, page 99
B2	1282	YGCW	1	104	1	Rim	Pancheon	Clear glaze int (no slip), dished top to rim	LC16th - EC18th	1650 - 1670	Heavily abraded and discoloured with post-deposition concretions
B2	1282	YGCW	1	154	1	Profile	Bowl/pancheon	White slip int under clear (yellow) glaze int; knife trimmed ext	LC16th - EC18th	1650 - 1670	Buff to pale pink fabric
B2	1282	YGCW	3	249	1	Rim	Pancheon	White slip under clear (yellow) glaze int.	LC16th - EC18th	1650 - 1670	Profiled rim with internal lip; crazed and discoloured
B2	1282	YGCW	1	58	1	Rim	Pancheon	White slip int under clear (yellow) glaze	LC16th - EC18th	1650 - 1670	Dished top to rim with small internal lip
B2	1282	YGCW	4	76	4	BS	Pancheon/bowl	White slip int under clear (yellow) glaze	LC16th - EC18th	1650 - 1670	Crazed and flaked

Table 4. Pottery from Phase 3

Area	Context	Type	No.	Wt.	ENV	Part	Form	Decoration	Date range	CTP dep date	Notes
B2	1282	YGCW	2	138	2	Base	Pancheon	White slip int under clear (yellow) glaze	LC16th - EC18th	1650 - 1670	One knife trimmed ext
B2	1282	YGCW	1	29	1	Rim	Pancheon	Glazed internally but too heavily burnt to distinguish slip	LC16th - EC18th	1650 - 1670	
C	1040	Blackware	1	9	1	BS	Hollow ware	U/Dec	C17th	Void	
C	1040	C17th Coarseware	1	8	1	BS	Hollow ware	U/Dec	C17th	Void	
C	1193	Cistercian ware	1	10	1	BS & handle stump	Cup/tyg	U/Dec	c.1460 - c.1600	Void	
C	1193	Cistercian/Blackware type	1	4	1	BS	Hollow ware	U/Dec	C16th - C17th	Void	Burnt and discoloured
C	1204	Blackware	3	26	1	Rim & handle	Porringer/bowl	Profiled rim, handle springs from rim	C17th	Void	No exact parallel at Wrenthorpe but the general form is similar
D	1251	BGCW	8	2293	1	Base	Cistern	Patchy brown glaze ext and int	LC16th - C17th	1640 - 1660	Brick red fabric
D	1251	BGCW type	11	253	11	BS	Hollow ware	Brown glaze int & partial ext	LC16th - C17th	1640 - 1660	Brick red to dark orange fabric
D	1251	BGCW type	1	49	1	Handle & BS	Hollow ware	Brown glaze ext; strap handle	LC16th - C17th	1640 - 1660	Brick red fabric
D	1251	BGCW type	1	37	1	Strap handle	Hollow ware	Brown glaze ext	C17th	1640 - 1660	Narrow strap handle with central groove; medieval style handle; brick red fabric
D	1251	BGFW type	2	117	2	Handle & BS	Hollow ware	Brown glaze int & ext	C17th	1640 - 1660	Strap handle stumps ext; brick red fabric, one slightly coarser than the other
D	1251	Blackware	2	25	1	Rim	Hollow ware	Cordon below rim, everted rim, black glaze int & ext	C17th	1640 - 1660	Globular cup form
D	1251	Blackware	1	22	1	Base	Tall cup/tyg	Black glaze ext; unglazed int	C17th	1640 - 1660	Footed base
D	1251	Blackware	2	63	1	Rim & handle	Cup/mug	Black glaze int & ext; cordon below rim, loop handle	C17th	1640 - 1660	Globular cup form; cf. Wrenthorpe Fig 61; 192 not the normal flared Blackware shape
D	1251	Blackware	1	34	1	Rim & handle	Hollow ware	Black glaze int & ext; cordon below rim	C17th	1640 - 1660	Handle springs directly from rim; no exact Wrenthorpe parallel, but see Fig 62 for similar vessels
D	1251	Blackware	3	49	3	BS	Hollow ware	Black glaze int & ext	C17th	1640 - 1660	Fine dark red fabric
D	1251	Blackware	4	28	4	BS	ma	Black or dark brown glaze ext	C17th	1640 - 1660	Brick red fabric
D	1251	Blackware	1	2	1	Rim	Cup/mug	Black glaze int & ext	C17th	1640 - 1660	Constricted neck with a ridge below rim; could be Cistercian ware
D	1251	C17th Coarseware	3	209	3	Rim	Jar	Clear glaze int	C17th - C18th	1640 - 1660	Heavy rounded rim; sooted ext
D	1251	C17th Coarseware	6	135	6	BS	Hollow ware	Clear glaze int	C17th - C18th	1640 - 1660	Sooted ext
D	1251	Coal Measures Purple type ware	2	48	2	BS	Hollow ware	Purple glaze ext	C15th - C16th	1640 - 1660	
D	1251	Coal Measures Purple type ware	1	11	1	BS	Hollow ware	Purple glaze int & ext	C16th - EC17th	1640 - 1660	Buff fabric with quartz and rounded black grit distinguishes this from MPG or Blackware
D	1251	Coarse Blackware	1	62	1	Base	Jar	Brown glaze int & ext	C17th	1640 - 1660	Dark brick red fabric with patchy glaze
D	1251	Coarse Blackware	1	37	1	BS	Hollow ware	Black glaze int & ext	C17th	1640 - 1660	Hard, fine dark red fabric

Table 4. Pottery from Phase 3

Area	Context	Type	No.	Wt.	ENV	Part	Form	Decoration	Date range	CTP dep date	Notes
D	1251	Coarse Blackware	1	48	1	Base	Hollow ware	Purple glaze int & partially on underside of base	C17th	1640 - 1660	Hard dark red fabric
D	1251	Early Yellow ware	3	111	1	Rim	Jar	Clear glaze int & ext with extensive iron mottling	C16th - C17th	1640 - 1660	Small everted rim
D	1251	Early Yellow ware	1	11	1	Handle	Hollow ware	Clear glaze	C16th - C17th	1640 - 1660	Narrow strap handle
D	1251	Early Yellow ware	1	12	1	Rim	Hollow ware	Hard, thin yellow glaze int and ext	C16th - C17th	1640 - 1660	Simple rounded rim
D	1251	Early Yellow ware	1	7	1	Rim	Bowl	Very thin yellow glaze	C16th - C17th	1640 - 1660	Small sharply everted rim
D	1251	Early Yellow ware	1	11	1	Rim & handle stump	Handled jar	Hard, thin yellow glaze int and ext	C16th - C17th	1640 - 1660	Small sharply everted rim with applied handle springing directly from the rim
D	1251	Early Yellow ware	5	38	3	BS	Hollow ware	Hard thin yellow glaze int & ext	C16th - C17th	1640 - 1660	
D	1251	Early Yellow ware	1	7	1	Base	Hollow ware	Hard thin yellow glaze int only	C16th - C17th	1640 - 1660	
D	1251	Early Yellow ware	1	33	1	Rim & handle	Handled bowl	Thin yellow glaze int	C17th - C18th	1640 - 1660	Handle springs from rim; cf. Wrenthorpe Fig 67; 300, 303, 307
D	1251	Midland Purple type ware	1	67	1	Rim	Jar	Thumb impressed rim; patchy purple glaze int & ext	C16th - C17th	1640 - 1660	
D	1251	Midlands Purple type ware	1	103	1	Base	Cistern	Brown/purple glazed ware	C16th - C17th	1640 - 1660	Dark red fabric with thin white streaks
D	1251	Midlands Purple type ware	1	133	1	Rim	Jar	Patchy purple glaze int, rilled body	C16th - C17th	1640 - 1660	Slightly everted rim
D	1251	Midlands Purple type ware	1	13	1	Rim	Hollow ware	Purple glaze int & ext	C16th - C17th	1640 - 1660	Round rim; brick red fabric
D	1251	Midlands Purple type ware	1	139	1	Rim & handle	Hollow ware	Thick shiny purple glaze int & ext	C16th - C17th	1640 - 1660	Strap handle, uneven finished
D	1251	Slipware type 1	1	9	1	Base	Bowl/dish	Linear white slip design with lines of dots between the lines	C17th - C18th	1640 - 1660	Pink body with occasional non-crystalline grit
D	1251	Slipware type 1	1	3	1	Base	Bowl/dish	Curvilinear trailed slip design	C17th - C18th	1640 - 1660	Thin base
D	1251	YGCW	2	50	2	Rim	Dish	Clear glaze int	C17th - C18th	1640 - 1660	
D	1251	YGCW	1	54	1	Rim	Bowl	Yellow glaze int	C17th - C18th	1640 - 1660	Everted rim
D	1251	YGCW	3	121	1	Base	Hollow ware	Yellow glaze int, footed base	C17th - C18th	1640 - 1660	Parallel wire marks on underside of base
D	1251	YGCW	1	67	1	Base	Hollow ware	Clear glaze int	C17th - C18th	1640 - 1660	Slightly splayed base
D	1251	YGCW	2	29	2	Base	Dish	Yellow glaze int	C17th - C18th	1640 - 1660	
D	1251	YGCW	1	47	1	Base	Bowl	Yellow glaze int only	C17th - C18th	1640 - 1660	Pimpily glazed finish internally
D	1251	YGCW	1	69	1	Base	Pancheon	Yellow glaze int, knife trimmed ext	C17th - C18th	1640 - 1660	
D	1251	YGCW	1	45	1	Base	Pancheon	Yellow glaze int	C17th - C18th	1640 - 1660	Parallel wire marks on underside of base
D	1251	YGCW	1	24	1	Base	Bowl/dish	Yellow glaze int	C17th - C18th	1640 - 1660	Very soft, white fabric
D	1251	YGCW	1	45	1	Base	Bowl	Yellow glaze int, patchy yellow glaze ext	C17th - C18th	1640 - 1660	Parallel wire marks on underside of base
D	1251	YGCW	1	15	1	Rim	Dish	Yellow glaze int, spots of glaze ext	C17th - C18th	1640 - 1660	Rolled rim
		Total	768	17489	649						

Table 4. Pottery from Phase 3

Area D

Only one context in Area D produced pottery dating to Phase 3. This was context 1251 which contained a substantial group of pottery with a date range spanning the 16th and 17th centuries and also included a small quantity of later medieval pottery. Analysis of the clay pipes suggested a date in the mid-17th century and it is entirely possible that the bulk of the pottery is of a similar date. This is of some importance as it appears to support the suggestion made in connection with context 1282 that Yellow Glazed Coarsewares are of mid-17th-century date rather than later. Unlike context 1282, 1251 also included examples of early Brown Glazed Coarseware although in this case it has been suggested elsewhere that the type appears in the 16th century and so it would be expected to occur in a mid-17th-century context. The presence of Midlands Purple type wares in context 1251 may also indicate that it is slightly earlier than other contexts in this phase.

It has been suggested (ASWYAS 2006, para 4.130) that context 1251 was an extension of context 1240 in Area B1 and while this is certainly plausible, there is nothing in the pottery assemblage which would allow this suggestion to be either confirmed or rejected.

Phase 4

The contexts ascribed to Phase 4 contained significant quantities of 17th-century wares (notably Blackware, 17th-century Coarseware and both types of Yellow ware) alongside recognisably 18th-century wares (Mottled ware, White Salt Glazed Stoneware and Creamware) (Table 5). These various ware types occurred in quantities which varied considerably between contexts. In some cases this was undoubtedly the result of extensive residuality (e.g. contexts 1224 and 1152) but in other contexts a closer examination of the pottery than was possible at the assessment phase suggested that two sub-phases existed within the phase group. The earlier phase is somewhat smaller than the later phase and the implications that this observation has for the interpretation of the site more broadly are beyond the scope of the present report and must await a re-examination of the stratigraphic and structural data as presented in the site report (ASWYAS 2006).

Area B2 and Trench 17

An earlier sub-phase within Area B2/Trench 17 is represented by context 238 (Trench 17) for which both the clay tobacco pipes and the pottery suggest a 17th-century date, possibly placing the context in the earlier sub-phase proposed for Phase 3, above rather than in Phase 4.

The greater number of contexts appeared to date to the later 17th and 18th centuries and included wares believed to be of exclusively 18th-century date (237, 1072, 1159, 1160, 1176, 1187 and 1224). These included Mottled ware, Late Blackware and, in context 1159, a Creamware plate. The presence of the latter vessel is unexpected, given the absence of White Salt Glazed Stoneware and other mid-18th-century wares. Contexts 1160, 1176 and 1187 were distinguished by the number of sherds which showed evidence of having been deposited

in an active watercourse and had, as a result, suffered significant mechanical abrasion. The deposit forming contexts 1160 and 1187 is described in the site narrative as consisting of ‘an extensive deposit of light brown coarse sand’ (ASWYAS 2006, para. 4.106) and elsewhere (para. 7.35) is explicitly stated to be derived from the nearby beck which would account for the wear seen on the sherds. It also implies that the pottery is somewhat earlier than the date of the deposit, allowing time for the pottery to become abraded.

Area C

Although there may be some suggestion that two sub-phases can be distinguished within Area C, the position was not as clear as elsewhere on the site, owing to the small quantities of pottery recovered from the majority of contexts in this phase and area. Contexts 1068, 1172, 1173 and 1213 produced only single sherds of pottery which is an unreliable basis upon which to date contexts, particularly given the evidence for significant levels of residuality throughout the site. The largest groups were from contexts 1152, 1179, 1117 and 1188 and these contained significant quantities of residual 17th-century pottery alongside smaller quantities of 18th-century vernacular tablewares and utilitarian wares. Formal tablewares were notable by their virtual absence (a sherd of Tin Glazed Earthenware from context 1188 and a sherd of White Salt Glazed Stoneware from context 1152) but it is unclear whether this is a result of chronological factors or the fact that the different contexts of use resulted in differential breakage rates and differential deposition. The clay tobacco pipes from Area C showed a distribution that did not entirely reflect that of the pottery. Context 1179 produced no pipe fragments at all and those from context 1188 dated to the period between 1830 and 1870 (ASWYAS 2006, para 7.34) suggesting that the context does not belong to this phase of the site. The pottery evidence alone cannot resolve the latter point as there is no evidence of 19th-century pottery in this group.

A significant proportion of the pottery from context 1179, described as consisting of ‘dark purplish black sandy silt’ (ASWYAS 2006, para. 4.171), bore traces of abrasion in an active watercourse and as elsewhere on the site, this raises the possibility of the use of riverine deposits as a source of levelling material.

Area D

The pottery assemblage from Area D differed from others in Phase 4 by virtue of the greater proportion of formal tablewares, specifically White Salt Glazed Stoneware but also including smaller quantities of Creamware and Pearlware in a number of contexts. As noted above, it is unclear how far this can be suggested to be a chronological factor and how far it relates to the different contexts of use, breakage and discard to be expected in 18th-century pottery assemblages.

It is possible that contexts 1158 and 1252 are slightly earlier in date than the remaining contexts from this area. The clay tobacco pipes from context 1158 are generally earlier than those from the remainder of the area (1680-1750) and the pottery is generally of later 17th to

Tr/Area	Context	Type	No.	Wt.	ENV	Part	Form	Decoration	Date range	CTP dep date	Notes
17	237	Mottled ware	1	4	1	Handle & BS	Hollow ware	Mottled glaze	C18th	Void	Buff fabric
17	238	C17th Coarseware	1	52	1	Rim	Jar	Everted rim with external bulge; clear glaze int	C17th	1640 - 1670	Buff fabric with non-crystalline grit; sooted ext
17	238	C17th Coarseware	2	22	2	BS	Hollow ware	Clear glaze int	C17th	1640 - 1670	Typical fabric with abundant non-crystalline grit
17	238	Cistercian/Blackware	1	8	1	BS	Hollow ware	Black glaze int & ext	C16th - C17th	1640 - 1670	Hard fine dark red fabric
17	238	Late Blackware type	1	2	1	Base	Hollow ware	Buff body with dark glaze int & ext	C18th	1640 - 1670	
17	238	Redware	3	19	3	BS	Hollow ware	Clear glaze int	LC17th - C18th	1640 - 1670	
17	238	Slipware type 1	1	46	1	Base	Dish	Trailed curvilinear white slip designs int	LC17th - C18th	1640 - 1670	
17	238	Tin Glazed Earthenware	1	2	1	BS	Flatware	Hand painted blue curvilinear design int	C17th - C18th	1640 - 1670	
B2	1072	Slipware	13	158	1	Rim & BS	Hollow ware	Elaborate red and white trailed and feathered slip decoration on buff body	C18th	Void	Stacking scars ext
B2	1159	BGFW	1	8	1	Rim	Hollow ware	U/Dec	C18th	Void	Thickened rim
B2	1159	BSGSW	1	21	1	Handle	Hollow ware	U/Dec	C18th - EC19th	Void	Narrow strap handle
B2	1159	BSGSW	1	2	1	Rim	Hollow ware	Incised lines below rim	C18th	Void	
B2	1159	Creamware	6	83	3	Profile	Plate	Wavy edged plate	c.1740 - c.1820	Void	
B2	1159	Redware	1	21	1	Rim	Dish	Clear glaze int	C17th - C18th	Void	
B2	1160	BGCW	2	14	2	BS	Hollow ware	Brown glaze int & ext	C18th	1700 - 1740	Heavily water-worn
B2	1160	BGCW	1	88	1	Base	Pancheon	Brown glaze int	C18th - C19th	1700 - 1740	Thick base
B2	1160	BGFW	2	20	2	BS	Hollow ware	Brown glaze int & ext	LC17th - C18th	1700 - 1740	
B2	1160	BSGSW	1	2	1	BS	Hollow ware	Rouletted band	C18th	1700 - 1740	
B2	1160	BSGSW	1	3	1	BS	Hollow ware	Shiny brown glaze ext	C18th	1700 - 1740	
B2	1160	Mottled ware	1	1	1	Rim	Hollow ware	Mottled glaze int & ext	C18th	1700 - 1740	
B2	1160	Redware	1	37	1	Rim	Dish/bowl	Clear glaze int	LC17th - C18th	1700 - 1740	Heavy triangular rim
B2	1160	Redware type	2	14	2	BS	U/ID	One sherd with a trace of white slip	LC17th - C18th	1700 - 1740	Very heavily abraded, probably in water
B2	1160	Slipware type 1	1	5	1	Rim	Dish	White trailed slip decoration internally	LC17th - C18th	1700 - 1740	Abraded
B2	1176	BGCW type	3	101	3	Base	Hollow ware	Thick brown glaze int	C18th	1780 - 1850	Relatively unabraded for this context
B2	1176	Blackware	1	9	1	BS	Hollow ware	Raised cordon ext	C17th	1780 - 1850	Unabraded compared to other sherds from this context
B2	1176	Coarse Blackware	3	201	3	Base	Hollow ware	Brown/purple glaze int & ext	C17th - EC18th	1780 - 1850	Could be early BGCW; heavily and abraded, probably water worn
B2	1176	Fine Redware	1	1	1	Rim	Hollow ware	Clear glaze on a fine red body	C18th	1780 - 1850	
B2	1176	Late Blackware	3	14	3	BS	Hollow ware	Black glaze int & ext	C18th	1780 - 1850	Slightly abraded (water worn)
B2	1176	Late Blackware type	1	2	1	Rim	Flatware	Brown glaze on brick-red body	C18th	1780 - 1850	An unusual form
B2	1176	Mottled ware type	1	6	1	Base	Unidentified	Brown glaze int on a light buff body	C18th	1780 - 1850	One edge abraded
B2	1176	Redware	8	67	8	BS	Dish/bowl	Clear glaze int, two with red slip ext	C17th - EC18th	1780 - 1850	All very heavily abraded (water worn)

Table 5. Pottery from Phase 4

Tr/Area	Context	Type	No.	Wt.	ENV	Part	Form	Decoration	Date range	CTP dep date	Notes
B2	1176	Redware	2	36	2	Base	Dish/bowl	Clear glaze int	C17th - EC18th	1780 - 1850	All very heavily abraded (water worn)
B2	1176	Redware	1	8	1	Rim	Dish	Clear glaze int	LC17th - C18th	1780 - 1850	Unusual rim with internal lip/flange
B2	1176	Slipware	1	9	1	BS	Hollow ware	Feathered slip int	LC17th - C18th	1780 - 1850	Heavily abraded - water worn
B2	1176	Tin Glazed Earthenware	1	3	1	BS	Flatware	White glaze int & ext	C17th - C18th	1780 - 1850	
B2	1187	BGFW	1	8	1	BS	Hollow ware	U/Dec	C17th - C18th	1700 - 1800	Abraded, probably water-worn
B2	1187	BGFW	1	1	1	BS	Hollow ware	Brown glaze int & ext on a red body	C17th	1700 - 1800	
B2	1187	Blackware	1	3	1	Base	Hollow ware	U/Dec	C17th	1700 - 1800	Abraded, possibly water-worn
B2	1187	Redware	4	33	4	BS	Dish	Clear glaze int	C17th - C18th	1700 - 1800	Heavily abraded, possibly water-worn
B2	1187	Slip coated ware	1	4	1	BS	Hollow ware	Red slip on a white body under clear glaze	C18th	1700 - 1800	
B2	1187	Slipware type 1	1	25	1	Base	Dish	Trailed yellow slip ext	C17th - EC18th	1700 - 1800	Knife trimmed ext
B2	1187	Slipware type 1	1	7	1	Rim	Dish	Trailed white slip int	C17th - EC18th	1700 - 1800	
B2	1224	Blackware	2	21	2	BS	Hollow ware	Black glaze int & ext	C17th	1800 - 1900	Hard, fine dark red fabric
B2	1224	Blackware	1	14	1	Rim	Dish	Black glaze int & ext	C17th	1800 - 1900	Form is unusual for Blackware but fabric is Blackware
B2	1224	C17th Coarseware	1	14	1	Rim	Hollow ware	Clear glaze int	C17th	1800 - 1900	
B2	1224	Coarse Blackware	2	247	1	Base	Hollow ware	Black glaze int & ext	C18th	1800 - 1900	Stacking scar on underside of base
B2	1224	Late Blackware	7	77	7	BS	Hollow ware	Black glaze int & ext	C18th	1800 - 1900	
B2	1224	Late Blackware	2	15	1	Rim/spout	Jug	Black glaze int & ext	C18th	1800 - 1900	Pulled spout; orange body with thin white lines
B2	1224	Mottled Coarseware	1	2	1	BS	Hollow ware	Mottled glaze int & ext	C18th	1800 - 1900	Abraded
B2	1224	Mottled slipware	1	3	1	BS	Hollow ware	White slip int with brown mottling; clear glaze ext	C18th	1800 - 1900	
B2	1224	Mottled ware	1	1	1	BS	Mug	Rilled band ext	C18th	1800 - 1900	
B2	1224	Mottled ware	1	12	1	BS	Hollow ware	Honey coloured mottled glaze int & ext	C18th	1800 - 1900	
B2	1224	Redware	4	96	4	BS	Dish/bowl	Clear glaze int	C17th - EC18th	1800 - 1900	
B2	1224	Redware	1	25	1	Rim	Dish/bowl	Clear glaze int	C17th - EC18th	1800 - 1900	Heavy rim with slightly dished top
B2	1224	Redware	1	13	1	Rim	Dish/bowl	Clear glaze int	C17th - EC18th	1800 - 1900	
B2	1224	Slipware type 1	1	4	1	Base	Flatware	Trailed white slip int	LC17th - C18th	1800 - 1900	
C	1041	Early Yellow ware	1	25	1	Rim	Bowl	Hard, thin crazed yellow glaze int & ext	C17th	1760 - 1900	
C	1041	Mottled ware	1	2	1	Rim	Hollow ware	Dark mottled glaze int & ext	C18th	1760 - 1900	
C	1068	Coarse Blackware	1	45	1	BS	Hollow ware	U/Dec	C17th - C18th	Void	
C	1117	Blackware	1	4	1	BS	Hollow ware	Black glaze int & ext	C17th	1680 - 1740	Fine dark red fabric
C	1117	Mottled ware	1	7	1	Base	Hollow ware	Rilled band above base; mottled glaze int & ext	C18th	1680 - 1740	
C	1117	Mottled ware	1	8	1	Handle	Mug	Mottled glaze int & ext	C18th	1680 - 1740	
C	1117	Slipware type 1	1	19	1	Base	Bowl/dish	White trailed and feathered slip design internally	C17th - C18th	1680 - 1740	

Table 5. Pottery from Phase 4

Tr/Area	Context	Type	No.	Wt.	ENV	Part	Form	Decoration	Date range	CTP dep date	Notes
C	1152	BGFW	4	73	2	BS	Hollow ware	Thin, hard, patchy metallic brown glaze ext only	C18th	1680 - 1720	Dark orange fabric; unglazed internally ?Costrel/flask
C	1152	BGFW	1	51	1	Base	Hollow ware	Brown glaze int & partially ext	C18th	1680 - 1720	Footed base; resembles a coarser version of Late Blackware
C	1152	BGFW type	1	1	1	Rim	Hollow ware	Metallic brown glaze int & ext	C17th - C18th	1680 - 1720	Bright orange fabric; brown glaze with metallic sheen
C	1152	BGFW type	3	14	3	BS	Hollow ware	Patchy brown glaze int & ext	C17th - C18th	1680 - 1720	Orange fabric
C	1152	Blackware	2	48	1	Base	Hollow ware	Black glaze int and ext above base	C17th	1680 - 1720	Very hard, fine, dark red body
C	1152	Blackware	3	34	1	BS	Hollow ware	Black glaze int & ext	C17th	1680 - 1720	Very hard, fine, dark red body
C	1152	Blackware	1	7	1	Rim	Hollow ware	Black glaze int & ext	C17th	1680 - 1720	Very hard, fine, dark red body; cf. ext 1152 for a very similar rim sherd
C	1152	Blackware	1	1	1	BS	Hollow ware	Black glaze int & ext	C17th	1680 - 1720	Very hard, fine, dark red body
C	1152	Blackware	1	8	1	BS	Hollow ware	Dark brown glaze with some mottling int & ext	C17th	1680 - 1720	Hard, fine dull red body
C	1152	Blackware type	4	28	2	Rim & BS	Hollow ware	Slightly mottled brown glaze with metallic sheen	C17th	1680 - 1720	Brick-red fabric, very fine and even in texture
C	1152	Blackware type	1	21	1	Base	Hollow ware	Brown glaze int & ext with fine yellow mottling	C18th	1680 - 1720	Brick red fabric
C	1152	BSGSW	1	1	1	Rim	Cup/mug/bowl	Pale brown mottled salt glazed finish	C18th	1680 - 1720	Very thin walled vessel
C	1152	Early Yellow ware	1	24	1	Rim & handle	Hollow ware	Thin patchy yellow glaze on a white body	LC16th - C17th	1680 - 1720	
C	1152	Mottled ware	1	1	1	BS	Hollow ware	U/Dec	C18th	1680 - 1720	
C	1152	Redware	1	8	1	Rim	Dish	Clear glaze int	LC17th - C18th	1680 - 1720	Unusually thin body with clear glaze int
C	1152	Redware	1	11	1	BS	Dish	Clear glaze int	C17th - C18th	1680 - 1720	Sooted ext
C	1152	Slipware type 1	1	11	1	BS	Flatware	Diffuse white slip patterns int	C17th - C18th	1680 - 1720	Knife trimmed and sooted ext
C	1152	White Salt Glazed Stoneware	1	11	1	BS	Hollow ware	Rilled band above base	c.1720 - c.1780	1680 - 1720	Slightly unusual finish for WSGSW
C	1155	Blackware	1	20	1	Rim	Hollow ware	U/Dec	C17th	1680 - 1720	An unusual form with a distinctive everted rim; may be joining sherds elsewhere (1152, 1122)
C	1172	BGCW	1	92	1	Base	Hollow ware	Very thick base with brown glaze int & ext	C17th - EC19th	Void	Very hard, dense body
C	1173	BGCW	1	76	1	Base	Hollow ware	Very thick base with brown glaze int & ext	C17th - C18th	1680 - 1750	Chipped and abraded
C	1179	Blackware	3	29	3	BS	Hollow ware	Black glaze int & ext	C17th	Void	Hard, fine dark red fabric
C	1179	BSGSW	1	5	1	Handle	Mug/tankard	Fine grooves on handle	C18th	Void	
C	1179	C17th Coarseware	2	71	1	Base	Hollow ware	Clear glaze int	C17th	Void	Sooted ext
C	1179	Coarse Blackware	1	13	1	Rim	Hollow ware	Brown glaze int & ext	C17th	Void	Pointed cap with 'D' shaped bulge ext
C	1179	Coarse Blackware	1	95	1	Base	Jar	Black or dark brown glaze int & ext; footed base	C17th	Void	A hard homogenous brick red fabric
C	1179	Mottled ware	1	12	1	Handle	Hollow ware	Mottled honey coloured glaze	C18th	Void	
C	1179	Mottled ware	1	7	1	BS	Hollow ware	Mottled honey coloured glaze	C18th	Void	
C	1179	Redware	3	28	3	BS	Dish/bowl	Clear glaze int	C17th - C18th	Void	Some sooting ext

Table 5. Pottery from Phase 4

Tr/Area	Context	Type	No.	Wt.	ENV	Part	Form	Decoration	Date range	CTP dep date	Notes
C	1179	Redware	2	40	1	Base & BS	Dish/bowl	Clear glaze int	C17th - C18th	Void	Signs of use-wear on the base
C	1179	Redware	3	81	1	Rim & BS	Dish/bowl	Clear glaze int	C17th - C18th	Void	Heavy rim
C	1179	Redware	1	31	1	Rim	Dish/bowl	Clear glaze int	C17th - C18th	Void	Dished top of rim
C	1179	Slip coated ware	1	10	1	Rim	Hollow ware	Dark glaze int & ext	C18th	Void	
C	1179	Slipware	1	15	1	Rim	Dish/bowl	White slip int with possible red slip decoration	C17th - C18th	Void	Very heavily abraded with most of glaze and slip removed
C	1179	Slipware	1	23	1	BS	Dish/bowl	White slip int	C17th - C18th	Void	Very heavily abraded with most of glaze and slip removed
C	1179	Slipware	1	4	1	Rim	Small dish/bowl	White slip int with possible red slip decoration	LC17th - C18th	Void	Very heavily abraded with most of glaze and slip removed; thin walled vessel with small hammerhead rim
C	1179	Slipware	1	4	1	Splayed base	Hollow ware	Small footed/splayed base with white slip int & ext on a pale buff body	C17th	Void	
C	1179	Westerwald stoneware	1	7	1	BS	Hollow ware	Rilled band, blue mottled wash ext	C17th - C18th	Void	
C	1188	Late Blackware	1	7	1	BS	Hollow ware	Black glaze int & ext	C18th	1830 - 1870	
C	1188	Redware	1	34	1	Rim	Dish	Clear glaze int	C17th - C18th	1830 - 1870	D profile rim
C	1188	Slipware	1	1	1	BS	Hollow ware	Feathered slip decoration ext; yellow glaze int & ext	C18th	1830 - 1870	Buff body
C	1188	Slipware type 1	1	39	1	Base	Dish	Trailed white slip wavy line	LC17th - C18th	1830 - 1870	Knife trimmed ext
C	1188	Tin Glazed Earthenware	1	13	1	BS	Hollow ware	Parts of blue decoration ext on white glaze	C17th - C18th	1830 - 1870	
C	1213	Redware type	1	8	1	BS	Dish	Glazed int	C18th	1640 - 1700	Heavily burnt with blistered glaze int
D	1158	Blackware	1	7	1	BS	Hollow ware	Black glaze int & ext	C17th	1680 - 1750	Hard dark red fabric
D	1158	Blackware	1	10	1	Handle	Mug/tyg	Dark glaze int & ext	C17th	1680 - 1750	
D	1158	Early Yellow ware	1	2	1	BS	Hollow ware	Clear (yellow-green) glaze int & ext	C17th	1680 - 1750	Very hard, dense, semi-vitrified fabric; cf. 1282
D	1158	Mottled Coarseware	1	9	1	BS	Hollow ware	Mottled brown glaze int & ext	C17th - C18th	1680 - 1750	
D	1158	Redware	1	49	1	Base	Dish	Clear glaze int; knife trimmed ext	C17th - C18th	1680 - 1750	
D	1158	Redware	1	4	1	BS	Dish/bowl	White slip int under clear glaze	C17th - C18th	1680 - 1750	
D	1158	Redware	1	1	1	Rim	Dish/bowl	Clear glaze int	C17th - EC18th	1680 - 1750	
D	1158	Slipware	1	2	1	BS	Hollow ware	Buff body, clear glaze with feathered slip on one sherd	C18th	1680 - 1750	Cf. cxt 1216 and 1239; sherds do not join but are very similar
D	1161	BGFW	2	21	2	BS	Hollow ware	Shiny black flakey glaze int & ext	C18th - EC19th	1800 - 1900	
D	1161	Blackware	1	8	1	BS	Hollow ware	Black glaze int & ext	C17th	1800 - 1900	Hard, fine, dark red body
D	1161	BSGSW	1	12	1	Handle	Hollow ware	Ridges running up handle	C18th	1800 - 1900	
D	1161	BSGSW	1	11	1	Handle	Hollow ware	Plain handle	C18th	1800 - 1900	
D	1161	BSGSW	1	5	1	Rim	Bowl	Everted rim	C18th	1800 - 1900	
D	1161	Late Blackware	4	27	4	BS & handle stump	Hollow ware	Low relief moulded ridges ext	C18th	1800 - 1900	Fine brick red fabric
D	1161	Late Blackware	2	22	2	Base	Hollow ware	Footed base; shiny glaze int & ext	C18th	1800 - 1900	Probably the same vessel

Table 5. Pottery from Phase 4

Tr/Area	Context	Type	No.	Wt.	ENV	Part	Form	Decoration	Date range	CTP dep date	Notes
D	1161	Late Blackware	2	13	2	BS	Hollow ware	Shiny black glaze int & ext; one slightly metallic	C18th	1800 - 1900	
D	1161	Late Blackware	2	7	1	Rim	Hollow ware	Shiny black glaze int & ext	C18th	1800 - 1900	Fine brick red fabric
D	1161	Mottled ware	1	1	1	BS	Hollow ware	Mottled honey coloured glaze	C18th	1800 - 1900	
D	1161	Mottled ware	2	4	1	Rim	Hollow ware	Very dark mottled glaze	C18th	1800 - 1900	Slightly everted rim
D	1161	Redware	1	1	1	BS/flake	Hollow ware	U/Dec	LC17th - C18th	1800 - 1900	
D	1161	Slip coated ware	3	42	1	Base	Hollow ware	Red slip on buff body int & ext	C18th	1800 - 1900	Turned base
D	1161	Slipware	1	8	1	Rim	Dish	White slip lines on edge of rim and internal angle	C18th	1800 - 1900	Fine brick-red fabric
D	1161	White Salt Glazed Stoneware	1	6	1	Rim	Bowl	Overglaze enamelled floral design, probably oriental	c.1720 - c.1780	1800 - 1900	
D	1161	White Salt Glazed Stoneware	1	4	1	Rim	Plate	Relief moulded rim	c.1720 - c.1780	1800 - 1900	
D	1161	White Salt Glazed Stoneware	1	8	1	Base	Hollow ware	Flat base, undecorated	c.1720 - c.1780	1800 - 1900	
D	1161	White Salt Glazed Stoneware	2	12	1	Profile	Shallow dish	Moulded wavy rim	c.1720 - c.1780	1800 - 1900	An unusual form; shallow dish with a wide everted rim
D	1161	White Salt Glazed Stoneware	4	24	1	Profile	Bowl	U/Dec with overhanging rim	c.1720 - c.1780	1800 - 1900	
D	1164	C17th Coarseware	1	25	1	Rim	Bowl/pancheon	Patchy clear glaze int & ext	C17th	Void	Abraded with rounded edges
D	1164	Creamware	1	1	1	Rim	Cup/bowl	U/Dec	c.1740 - c.1820	Void	
D	1164	Mottled ware	1	2	1	BS	Hollow ware	Raised ridges ext; dark glaze int & ext	C18th	Void	
D	1164	Mottled ware	1	4	1	Rim	Hollow ware	Dark mottled glaze int & ext	C18th	Void	
D	1164	Pearlware (?)	1	19	1	Rim & BS	Hollow ware	Possible TP design int	c.1780 - c.1840	Void	Very heavily stained and discoloured
D	1164	Slip coated ware	1	9	1	Rim	Dish	Dark glaze int on thin layer of red slip int	C18th	Void	Wheel thrown flatware
D	1164	White Salt Glazed Stoneware	1	1	1	Rim	Flatware	Moulded 'feather edged' plate edge	c.1720 - c.1780	Void	See Jennings 1981:Plate 1; h for an example of the same decoration in Creamware
D	1178	BGFW	3	7	3	BS	Hollow ware	Brown glaze int & ext	C18th	1760 - 1850	Fine orange fabric
D	1178	Blackware	1	6	1	BS	Hollow ware	Dark brown glaze ext, unglazed int	C17th	1760 - 1850	Possibly a flask or costrel
D	1178	Creamware	1	1	1	BS	Hollow ware	U/Dec	c.1740 - c.1820	1760 - 1850	
D	1178	Late Blackware	1	4	1	BS	Hollow ware	Very shiny brown glaze int & ext	C18th	1760 - 1850	
D	1178	Mottled ware	1	2	1	BS	Hollow ware	Mottled glaze	C18th	1760 - 1850	
D	1178	Mottled ware	1	1	1	BS	Hollow ware	Very dark mottling	C18th	1760 - 1850	
D	1178	Redware	1	44	1	Rim	Dish/bowl	Clear glaze int; thin layer of white slip under glaze	C17th - C18th	1760 - 1850	Sooted ext; distinctive profiled rim
D	1178	Redware	1	19	1	Base	Dish	Clear glaze int on top of a thin layer of pale red slip	C17th - C18th	1760 - 1850	Orange body; slip layer is slightly lighter
D	1178	Slipware	1	18	1	BS	Hollow ware	Feathered slip ext, clear glaze int	C18th	1760 - 1850	Thin layers of red and white slip ext.
D	1178	Slipware	1	1	1	Rim	Hollow ware	White slip dots ext	C18th	1760 - 1850	
D	1178	White Salt Glazed Stoneware	1	2	1	Rim	Hollow ware	Iron wash band below rim	c.1720 - c.1780	1760 - 1850	

Table 5. Pottery from Phase 4

Tr/Area	Context	Type	No.	Wt.	ENV	Part	Form	Decoration	Date range	CTP dep date	Notes
D	1235	Slipware	1	11	1	Handle & BS	Hollow ware	Clear glaze int & ext on buff body with feathered red slip design ext	C18th	Void	
D	1237	Early Yellow ware	2	44	2	Rim & BS	Bowl/dish	Patchy clear glaze int	LC17th - C18th	1610 - 1720	
D	1252	Blackware	1	14	1	Handle & BS	Cup/tyg	U/Dec	C17th	Void	
D	1252	C17th Coarseware	2	133	2	BS	Hollow ware	Clear glaze int	C17th - EC18th	Void	
D	1252	Early Yellow ware	1	17	1	BS	Hollow ware	Thin yellow-green glaze int & ext	?C18th	Void	Very hard, dense stoneware fabric
D	1252	Mottled Coarseware	1	15	1	Rim	Hollow ware	Mottled brown glaze int & ext	C18th	Void	Not a standard mottled finish; 'D' shaped rim
D	1252	YGCW	2	63	2	Rim & BS	Hollow ware	Clear glaze int	C17th	Void	Very heavily chipped and abraded
		Total	249	3725	213						

Table 5. Pottery from Phase 4

Tr/Area	Context	Type	No.	Wt.	ENV	Part	Form	Decoration	Date range	CTP dep date	Notes
18	253	BGCW	1	41	1	BS	Pancheon	Brown glaze int	C18th - C19th	1750 - 1900	Water worn
18	253	BGFW	1	14	1	BS	Hollow ware	Mottled brown glaze int & ext	C18th - EC19th	1750 - 1900	Could be a Mottled ware; post-depositional concentration on surface and edges
18	253	Stoneware	1	13	1	BS	Hollow ware	Pale green stoneware	M - LC19th	1750 - 1900	
18	278	BGCW	1	36	1	BS	Pancheon	Brown glaze int	C18th - C19th	1850 - 1880	Slightly abraded as if by water
18	278	Bone China	1	2	1	Rim	Ornament	Moulded wavy edge; traces of gold detailing	M - LC19th	1850 - 1880	Probably a decorative souvenir
18	278	Bone China (Lustre ware)	1	6	1	Rim	Saucer	Pink band with gold lustre detailing around rim	C19th	1850 - 1880	Bone china
18	278	BSGSW	1	75	1	Profile	Shallow jar	Brown glaze int & ext	LC18th - C19th	1850 - 1880	Shallow jar; 1.5 inches (3.8cm) from base to rim
18	278	BSGSW	1	3	1	BS	Hollow ware	Incised line	C19th	1850 - 1880	
18	278	BSGSW	1	21	1	Rim	Hollow ware	Rouletted band on tall neck	C19th	1850 - 1880	
18	278	Creamware	3	28	3	Rim & BS	Hollow ware	U/Dec	LC18th - EC19th	1850 - 1880	Abraded, crazed and discoloured most probably from the effects of running water
18	278	Slip Banded CC ware	1	16	1	Handle & BS	Hollow ware	Blue slip band ext	C19th	1850 - 1880	Water worn and discoloured
18	278	Sponged ware	1	26	1	Rim	Saucer	Blue sponged decoration int	c.1830+	1850 - 1880	
18	278	Sponged ware	2	12	2	BS	Flatware	Purple mottled design int	c.1830+	1850 - 1880	
18	278	Stoneware	1	45	1	Base	Bottle	Pale green stoneware	M - LC19th	1850 - 1880	
18	278	Stoneware	1	8	1	BS	Bottle/flagon	Pale green stoneware	M - LC19th	1850 - 1880	
18	278	TP Whiteware	2	59	1	BS	Flatware	Bramble design in a blueish colour	LC19th	1850 - 1880	Large flatware vessel
18	278	TP Whiteware	1	18	1	Base	Flatware	Willow	M - LC19th	1850 - 1880	
18	278	TP Whiteware	1	3	1	Rim	Plate	Willow border	M - LC19th	1850 - 1880	Abraded and discoloured, re water action
18	278	Whiteware	1	42	1	Profile	Shallow jar	Groove below rim	M - LC19th	1850 - 1880	Shallow jar; 1 5/8th inches from base to rim
18	278	Whiteware	1	3	1	Recessed base	Jar	U/Dec	M - LC19th	1850 - 1880	
18	287	Blackware	1	55	1	Base	Hollow ware	Black glaze int & ext	C17th	Void	Larger Blackware vessel
18	287	Early Yellow ware	1	14	1	Rim	Hollow ware	Yellow glaze int & ext	LC16th - C17th	Void	Unusual white fabric with streaks
18	287	Early Yellow ware	1	25	1	BS	Dish	Yellow glaze int	C17th	Void	
18	287	Redware	1	20	1	BS	Dish/bowl	Clear glaze int	C17th - C18th	Void	
18	288	Redware type	1	33	1	Rim	Dish	Clear glaze int	C17th - EC18th	Void	Flat topped rim
18	288	Slipware type 1	2	220	1	Base	Dish	Trailed white slip designs int	C17th - EC18th	Void	Use ware on underside
18	288	Slipware type 1	1	20	1	Rim	Dish	Wavy trailed slip line around rim int	C17th - EC18th	Void	
18	288	Slipware type 1	1	52	1	Base	Dish	Trailed white slip design int	C17th - EC18th	Void	
B	1020	BGCW	1	10	1	BS	Pancheon	Brown glaze int	C18th - C19th	1830 - 1870	
B	1020	BGCW type	1	7	1	BS	Pancheon	N/A	LC18th - C19th	1830 - 1870	Internal surface removed
B	1020	BGFW	2	6	2	BS	Hollow ware	Black glaze int & ext	C18th - EC19th	1830 - 1870	

Table 6. Pottery from Phase 5

Tr/Area	Context	Type	No.	Wt.	ENV	Part	Form	Decoration	Date range	CTP dep date	Notes
B	1020	Blackware	1	19	1	Base	Hollow ware	Black glaze on a fine red body	C17th	1830 - 1870	
B	1020	Blackware type	5	35	5	BS	Hollow ware	Black glaze int & ext	C17th	1830 - 1870	A hard, fine dark red body
B	1020	Blue Banded ware	2	8	2	BS	Hollow ware	Blue lines ext	C19th	1830 - 1870	
B	1020	Blue Banded ware	1	10	1	Ring foot base	Bowl	Blue lines ext, probably also with chequer board pattern	C19th	1830 - 1870	
B	1020	Blue Banded ware	2	11	2	BS	Hollow ware	Blue bands, turned to give a blue slip chequer board pattern	C19th	1830 - 1870	cf. 1098
B	1020	Blue Banded ware	1	1	1	Rim	Bowl	Blue band below rim	C19th	1830 - 1870	
B	1020	Bone China	1	10	1	Rim	Plate	Gold overglaze line int	M - LC19th	1830 - 1870	cf. ext 1098
B	1020	Bone China	1	1	1	Rim	Dish	U/Dec	C19th	1830 - 1870	Very fine finish
B	1020	Bone China	1	9	1	Recessed base	Hollow ware	Thin diffuse lines around ring foot	C19th	1830 - 1870	Finish resembles Pearlware
B	1020	BSGSW	1	8	1	BS	Bottle/flagon	U/Dec	C19th	1830 - 1870	
B	1020	BSGSW	1	4	1	BS	Hollow ware	Brown ext, pale green int	C19th	1830 - 1870	
B	1020	BSGSW	1	11	1	BS	Hollow ware	Impressed line ext	C19th	1830 - 1870	
B	1020	BSGSW	1	3	1	Handle	Hollow ware	U/Dec	C18th - C19th	1830 - 1870	
B	1020	BSGSW	1	2	1	BS	Hollow ware	Pale brown finish int & ext	C18th	1830 - 1870	Thin walled vessel
B	1020	Cane Coloured ware	1	2	1	BS	Carinated bowl	U/Dec	C19th	1830 - 1870	
B	1020	Creamware	1	2	1	BS	Plate	U/Dec	c.1740 - c.1820	1830 - 1870	
B	1020	Creamware	2	4	2	BS	Hollow ware	U/Dec	c.1740 - c.1820	1830 - 1870	
B	1020	Creamware	1	2	1	BS	Ring foot base	U/Dec	c.1740 - c.1820	1830 - 1870	
B	1020	Fine Redware	1	3	1	Strainer	Teapot	Possibly with turned decoration on the body	LC18th - C19th	1830 - 1870	Very fine red body
B	1020	Late Blackware	1	9	1	Rim & spout	Jug	Black glaze int & ext	C18th	1830 - 1870	Orange fabric
B	1020	Late Blackware	1	8	1	Base	Hollow ware	Black glaze int & ext	C18th	1830 - 1870	
B	1020	Late Blackware	1	8	1	BS	Hollow ware	Black glaze int and ext	C18th	1830 - 1870	
B	1020	Late Blackware	1	6	1	Handle	Hollow ware	Black glaze	C18th	1830 - 1870	
B	1020	Mottled ware	2	4	2	BS	Mug/tankard	Rilled band ext above base	C18th	1830 - 1870	
B	1020	Mottled ware	2	7	1	BS	Hollow ware	Dark mottling int & ext	C18th	1830 - 1870	
B	1020	Pearlware	1	3	1	Ring foot base	Hollow ware	U/Dec with slight bluish colour int & ext	c.1780 - c.1840	1830 - 1870	
B	1020	Pearlware	1	6	1	Handle	Hollow ware	Ridged handle	c.1780 - c.1840	1830 - 1870	
B	1020	Pearlware	1	4	1	Handle	Hollow ware	Blue painted flash on spine of handle	c.1780 - c.1840	1830 - 1870	
B	1020	Pearlware	1	4	1	Handle	Hollow ware	U/Dec	c.1780 - c.1830	1830 - 1870	
B	1020	Redware	1	9	1	Base	Hollow ware	Clear glaze int & ext above base	C18th	1830 - 1870	Splayed base with small foot
B	1020	Slip Banded CC ware	4	21	1	Handle & BS	Hollow ware	Pairs of blue and black slip lines ext on a cane coloured body	C19th	1830 - 1870	
B	1020	Slip Banded CC ware	1	6	1	BS	Hollow ware	Thin white slip lines ext	C19th	1830 - 1870	
B	1020	Slip Banded ware	1	4	1	BS	Hollow ware	Black slip lines ext, raised ridge	C19th	1830 - 1870	

Table 6. Pottery from Phase 5

Tr/Area	Context	Type	No.	Wt.	ENV	Part	Form	Decoration	Date range	CTP dep date	Notes
								and small part of a cabled slip design			
B	1020	Slip Banded ware	1	1	1	Rim	Hollow ware	Blue band and black slip 'inlaid' design	C19th	1830 - 1870	Could be very late C18th
B	1020	Slip Banded ware	1	1	1	Rim	Bowl	Blue band and black lines below rim	C19th	1830 - 1870	
B	1020	Slip coated Redware	1	1	1	BS	Hollow ware	White slip int	C18th - C19th	1830 - 1870	
B	1020	Sponged ware	1	7	1	Recessed base	Hollow ware	Purple sponging ext; irregular cellular pattern	c.1830+	1830 - 1870	
B	1020	Sponged ware	1	1	1	Rim	Hollow ware	Purple sponged decoration ext; irregular cellular pattern	c.1830+	1830 - 1870	Plain rim
B	1020	Sponged ware	1	5	1	BS	Hollow ware	Irregular blue sponging ext	c.1830+	1830 - 1870	
B	1020	Stoneware	1	9	1	Rim	Bottle	U/Dec	M - LC19th	1830 - 1870	Pale grey-green stoneware bottle
B	1020	Stoneware	1	6	1	BS	Bottle/flagon	U/Dec	M - LC19th	1830 - 1870	Pale grey-green stoneware
B	1020	TP Bone China	1	2	1	BS	Flatware	TP grey 'Fibre' pattern	C19th	1830 - 1870	
B	1020	TP Bone China	1	4	1	Rim	Jug	Floral design ext	M - LC19th	1830 - 1870	
B	1020	TP Pearlware	1	4	1	BS	Hollow ware	Very dark blue Chinese landscape ext	c.1780 - c.1840	1830 - 1870	
B	1020	TP Pearlware	1	1	1	BS	U/ID	Unidentifiable dark blue design int & ext	c.1780 - c.1840	1830 - 1870	
B	1020	TP Whiteware	1	3	1	Rim	Plate	Willow	M - LC19th	1830 - 1870	
B	1020	TP Whiteware	1	2	1	BS	Hollow ware	Chinese landscape ext	M - LC19th	1830 - 1870	
B	1020	White Salt Glazed Stoneware	1	13	1	Profile	Hollow ware	Moulded to resemble a wickerwork basket with thin brown iron wash	c.1720 - c.1780	1830 - 1870	See also context 1098
B	1020	White Salt Glazed Stoneware	1	1	1	Rim	Dish	U/Dec	c.1720 - c.1780	1830 - 1870	
B	1020	White Salt Glazed Stoneware	1	1	1	BS	Hollow ware	Blue wash ext	c.1720 - c.1780	1830 - 1870	
B	1020	White Salt Glazed Stoneware	1	4	1	BS	Hollow ware	Raised ridges around vessel	c.1720 - c.1780	1830 - 1870	Unusual surface finish
B	1020	Whiteware	1	17	1	Ring foot base	Bowl	U/Dec	M - LC19th	1830 - 1870	
B	1022	Blue Banded ware	4	16	4	Rim & BS	Hollow ware	Thin blue slip lines around body ext	C19th	1840 - 1880	
B	1022	Blue Banded ware	1	17	1	Base	Hollow ware	Rilled band above splayed base and blue bands on body	C19th	1840 - 1880	
B	1022	Blue Banded ware	1	1	1	Rim	Bowl	Thin blue lines on body and below rim	C19th	1840 - 1880	
B	1022	Blue Banded ware	4	4	4	BS	Hollow ware	Blue slip bands and lines ext	C19th	1840 - 1880	
B	1022	Bone China	1	2	1	Rim	Cup/mug	Low relief moulding ext	C19th	1840 - 1880	
B	1022	Bone China	1	4	1	BS	Hollow ware	U/Dec	C19th	1840 - 1880	
B	1022	Bone China	1	3	1	Footring base	Flatware	Gold line int	M - LC19th	1840 - 1880	
B	1022	Bone China	2	1	2	BS	Hollow ware	U/Dec	C19th	1840 - 1880	

Table 6. Pottery from Phase 5

Tr/Area	Context	Type	No.	Wt.	ENV	Part	Form	Decoration	Date range	CTP dep date	Notes
B	1022	BSGSW	1	15	1	Rim	Hollow ware	Incised lines ext; dark brown glaze	C19th	1840 - 1880	
B	1022	BSGSW	1	8	1	BS	Hollow ware	U/Dec	C19th	1840 - 1880	
B	1022	Mottled ware	1	8	1	BS	Hollow ware	Dark mottled glaze	C18th	1840 - 1880	Buff body
B	1022	Slip Banded ware	1	3	1	BS	Hollow ware	Chequerboard blue and white pattern; engine turned	LC18th - C19th	1840 - 1880	
B	1022	Slip Banded ware	2	2	2	BS	Hollow ware	Brown slip lines ext	C19th	1840 - 1880	
B	1022	Sponged ware	1	10	1	Recessed base	Hollow ware	Blue sponged design ext	c.1830+	1840 - 1880	
B	1022	Sponged ware	2	3	1	Rim	Hollow ware	Purple sponged design ext	c.1830+	1840 - 1880	
B	1022	Sponged ware	1	4	1	Handle	Mug/jug	Purple sponged design ext	c.1830+	1840 - 1880	
B	1022	Sponged ware	2	5	2	BS	Hollow ware	Purple sponged design ext	c.1830+	1840 - 1880	
B	1022	Stoneware	1	3	1	BS	Hollow ware	Moulded decoration on a stippled background	C19th	1840 - 1880	Grey stoneware; possibly a vase or decorative coffee pot
B	1022	Stoneware	1	34	1	Base	Bottle	U/Dec	M - LC19th	1840 - 1880	Grey stoneware
B	1022	Stoneware	1	11	1	BS	U/ID	Odd brown glaze int	C19th	1840 - 1880	Odd stoneware
B	1022	TP Bone China	1	1	1	BS	Hollow ware	Chinese landscape int & ext with moulded ridges	C19th	1840 - 1880	
B	1022	TP Bone China	1	2	1	Rim	Hollow ware	Blue frieze int	C19th	1840 - 1880	
B	1022	TP Bone China	1	2	1	BS	Hollow ware	Dark blue printed floral decoration with overglaze gold detailing	C19th	1840 - 1880	
B	1022	TP Bone China	1	1	1	BS	Hollow ware	Unidentified TP design ext	C19th	1840 - 1880	
B	1022	TP Pearlware	1	1	1	Rim	Flatware	U/ID TP design around rim	c.1780 - c.1840	1840 - 1880	
B	1022	TP Pearlware	1	6	1	BS	Flatware	?Wild Rose	c.1780 - c.1840	1840 - 1880	
B	1022	TP Whiteware	1	9	1	Rim	Plate	Albion	M - LC19th	1840 - 1880	
B	1022	TP Whiteware	5	15	5	Rim & BS	Plate	Willow	C19th	1840 - 1880	Could be Pearlware; slightly discoloured
B	1022	TP Whiteware	1	7	1	Handle & rim	Mug/jug	U/ID TP floral frieze around inside of rim	C19th	1840 - 1880	Crazed and discoloured with blurred print
B	1022	TP Whiteware	1	7	1	BS	Hollow ware	Blue tendril and flower designs int & ext	M - LC19th	1840 - 1880	
B	1022	TP Whiteware	2	12	2	Handle	Hollow ware	Green pattern on the spine of the handle	M - LC19th	1840 - 1880	Two matching handles
B	1022	TP Whiteware	1	1	1	Rim	Hollow ware	Unidentified TP design ext	M - LC19th	1840 - 1880	
B	1022	Whiteware	2	35	2	Base	Hollow ware	U/Dec	M - LC19th	1840 - 1880	
B	1022	Whiteware	2	18	2	Handle	Hollow ware	Handles with grooved profile	M - LC19th	1840 - 1880	
B	1022	Whiteware	2	7	1	Handle	Cup	Blue arboreal design on spine of handle	C19th	1840 - 1880	
B	1022	Whiteware	1	16	1	Handle	Jug	Moulded handle	C19th	1840 - 1880	
B	1022	Whiteware	3	26	3	Handle	Jug	U/Dec	C19th	1840 - 1880	
B	1022	Whiteware	4	3	4	BS	Hollow ware	U/Dec	M - LC19th	1840 - 1880	
B/D	1037	Blackware	1	13	1	Rim	Hollow ware	Black glaze int & ext, slightly pimpled surface	C17th	1830 - 1870	

Table 6. Pottery from Phase 5

Tr/Area	Context	Type	No.	Wt.	ENV	Part	Form	Decoration	Date range	CTP dep date	Notes
B/D	1037	Blackware type	1	2	1	?Handle	U/ID	Black glaze	C17th	1830 - 1870	Unusual triangular-sectioned handle like rod
B/D	1037	Blackware type	3	11	3	BS	Hollow ware	Fine red body with dark glaze int & ext	C17th	1830 - 1870	
B/D	1037	BSGSW	3	26	3	BS	Hollow ware	Two sherds with rouletted bands around body	LC18th - C19th	1830 - 1870	
B/D	1037	Creamware	4	8	1	Rim & BS	Cup/bowl	U/Dec	c.1740 - c.1820	1830 - 1870	
B/D	1037	Creamware	1	1	1	BS	Hollow ware	Traces of blue decoration ext	c.1740 - c.1820	1830 - 1870	
B/D	1037	Fine Redware	1	6	1	BS	Hollow ware	Clear glaze on a fine red body with raised lines appearing yellow	C18th - EC19th	1830 - 1870	
B/D	1037	Mottled Coarseware	1	52	1	Base	Bowl	White slip int with diffuse brown mottling	LC18th - C19th	1830 - 1870	
B/D	1037	Mottled Coarseware	1	12	1	Rim	Bowl/dish	White slip int with diffuse brown mottling	LC18th - C19th	1830 - 1870	
B/D	1037	Slip Banded ware	1	1	1	Rim	Hollow ware	Blue band below rim and part of dark slip line	C19th	1830 - 1870	
B/D	1037	Slip coated ware	1	3	1	BS	Hollow ware	Red slip ext on white body, clear glaze int & ext	C18th - EC19th	1830 - 1870	
B/D	1037	Stoneware	1	81	1	Rim & body	Bottle	Pale grey-green stoneware	M - LC19th	1830 - 1870	
B/D	1037	TP Pearlware?	1	12	1	Base	Flatware	?Albion	C19th	1830 - 1870	Could be whiteware
B/D	1037	TP Whiteware	2	5	2	BS	Flatware	Albion	M - LC19th	1830 - 1870	One sherd may be part of a pot disc
B/D	1037	TP Whiteware	1	3	1	BS	Hollow ware	Grey-green floral design ext	M - LC19th	1830 - 1870	
B/D	1037	TP Whiteware	1	1	1	BS	Hollow ware	TP design ?Eton College	M - LC19th	1830 - 1870	
B/D	1037	White Salt Glazed Stoneware	1	3	1	BS	Hollow ware	U/Dec	c.1720 - c.1780	1830 - 1870	
B/D	1037	Whiteware	1	1	1	BS	Hollow ware	Relief moulded decoration ext	M - LC19th	1830 - 1870	
B1	1028	Blackware	2	25	2	BS	Hollow ware	U/Dec	C17th	1830 - 1870	
B1	1028	Blackware type	2	7	1	Handle	Hollow ware	Black glaze	C17th	1830 - 1870	
B1	1028	BSGSW	2	110	1	Base	Jar/flagon	Iron wash pale brown finish	C19th	1830 - 1870	Pale brown
B1	1028	Creamware	1	2	1	BS	Flatware	U/Dec	c.1740 - c.1820	1830 - 1870	
B1	1028	Pearlware	1	1	1	Flake	Flatware	U/Dec	c.1780 - c.1840	1830 - 1870	
B1	1028	Stoneware	12	312	11	Base & BS	Bottle	Pale grey-green stoneware	C19th	1830 - 1870	Probably one or two bottles
B1	1028	Unglazed Red Earthenware	3	957	3	Fragments	U/ID	U/Dec	Undated	1830 - 1870	Could be tile - sooted internally
B1	1078	BGCW	1	201	1	Rim	Pancheon	Brown glaze int	C18th - C19th	1830 - 1870	Square section rim with pronounced groove ext
B1	1078	Blackware	4	40	4	Bs	Hollow ware	Black glaze int & ext	C17th	1830 - 1870	Very fine, hard dark red fabric
B1	1078	Blackware	1	9	1	Rim	Jar	Black glaze int & ext; everted rim	C17th	1830 - 1870	
B1	1078	BSGSW	1	2	1	Shoulder	Small jar	Brown matte finish ext	C19th	1830 - 1870	
B1	1078	Cane Coloured ware	1	5	1	BS	Hollow ware	U/Dec	C19th	1830 - 1870	Abraded and crazed

Table 6. Pottery from Phase 5

Tr/Area	Context	Type	No.	Wt.	ENV	Part	Form	Decoration	Date range	CTP dep date	Notes
B1	1078	Creamware	1	5	1	Ring foot base	Hollow ware	U/Dec	c.1740 - c.1820	1830 - 1870	Angular ring foot base
B1	1078	Creamware	1	4	1	BS	Hollow ware	U/Dec	c.1740 - c.1820	1830 - 1870	
B1	1078	Creamware	1	1	1	Rim	Hollow ware	U/Dec	c.1740 - c.1820	1830 - 1870	Discoloured and crazed
B1	1078	Edged ware	1	4	1	BS	?Lid	Moulded 'feather edge' with blue paint but not at the edge	c.1810 - c.1830	1830 - 1870	
B1	1078	Gritty ware	1	3	1	BS	Hollow ware	U/Dec	LC11th - C13th	1830 - 1870	Residual medieval sherd; some sooting but relatively unabraded
B1	1078	Late Blackware	1	3	1	BS	Hollow ware	Black glaze int & ext	C18th	1830 - 1870	
B1	1078	Mottled ware	1	16	1	Base	Hollow ware	U/Dec	C18th	1830 - 1870	
B1	1078	Slipware	1	1	1	BS	Hollow ware	White slip lines ext., white slip int all on a dark red body	C19th	1830 - 1870	
B1	1078	Stoneware	2	130	2	Base	Bottle	Pale grey green int & ext	M - LC19th	1830 - 1870	
B1	1078	Stoneware	2	52	2	Rim	Jar	Pale green stoneware with iron wash on rim	M - LC19th	1830 - 1870	
B1	1078	Stoneware	7	100	7	BS	Bottle	Pale grey-green glaze int & ext	M - LC19th	1830 - 1870	
B1	1078	TP Pearlware	2	14	1	Rim & body	Cup/bowl	English rural scene; church and ploughman	c.1780 - c.1840	1830 - 1870	
B1	1078	Unglazed Red Earthenware	2	26	2	BS	Hollow ware	U/Dec	C18th - EC20th	1830 - 1870	Sooted int; cf. ext 1028
B1	1078	Unglazed Red Earthenware	2	10	2	BS	Hollow ware	U/Dec	C18th - C19th	1830 - 1870	
B1	1079	Blackware	1	3	1	BS	Hollow ware	Shiny black glaze ext, unglazed int	C17th	1800 - 1900	
B1	1079	Blackware	1	68	1	BS	Hollow ware	Very shiny black glaze int & ext	C17th	1800 - 1900	A much larger vessel than normal for Blackware but with the typical fine dark red fabric
B1	1079	Blackware	1	9	1	BS	Hollow ware	Black glaze int & ext	C17th	1800 - 1900	Fine, hard, dark red fabric
B1	1079	BSGSW	1	2	1	BS	Hollow ware	U/Dec	C18th - C19th	1800 - 1900	Probably 18th century stoneware
B1	1079	Coarse Blackware	1	27	1	BS	Hollow ware	Brown glaze int & ext with some yellow mottling	C18th	1800 - 1900	Brick-red fabric with fine white inclusions
B1	1079	Creamware	1	1	1	Rim	Hollow ware	U/Dec	c.1740 - c.1820	1800 - 1900	
B1	1079	Redware	1	14	1	BS	Dish/bowl	Clear glaze int on a very thin layer of slip	C18th	1800 - 1900	Buff fabric with prominent non-crystalline grit
B1	1082	BGCW	2	18	2	BS	Pancheon	Brown glaze int only	C18th - C19th	Void	
B1	1082	BGFW	1	14	1	Rim	Dish	Black glaze int & ext	C18th - C19th	Void	
B1	1082	Blackware	1	6	1	BS	Hollow ware	Black glaze int & ext	C17th	Void	
B1	1082	Bone China	1	5	1	Complete	Lid	Miniature lid; toy	C19th	Void	
B1	1082	Coarse Blackware	1	30	1	Base	Hollow ware	Very shiny metallic black glaze int & ext	C17th	Void	Could be Late Blackware (C18th) but has a Blackware-like fabric
B1	1082	TP Whiteware	1	4	1	Rim	Hollow ware	U/ID rural scene ext with floral frieze int	M - LC19th	Void	
B1	1086	BGFW	2	12	2	BS	Hollow ware	Brown glaze int & ext	C18th - C19th	1830 - 1870	
B1	1086	Blue Banded ware	1	9	1	BS	Carinated bowl	Blue band and dark line ext above carination	C19th	1830 - 1870	Probable pot disc

Table 6. Pottery from Phase 5

Tr/Area	Context	Type	No.	Wt.	ENV	Part	Form	Decoration	Date range	CTP dep date	Notes
B1	1086	Blue Banded ware	1	1	1	BS	Hollow ware	Blue and brown slip lines ext	C19th	1830 - 1870	
B1	1086	Blue Banded ware	2	1	2	Rim & BS	U/ID	Blue bands	C19th	1830 - 1870	Sample No 1
B1	1086	Bone China	2	3	2	Handle	Cup	Blue TP leaf design on spine	C19th	1830 - 1870	
B1	1086	Bone China	1	2	1	Base	Hollow ware	Pink overglaze line around rim	C19th	1830 - 1870	Sample No 1
B1	1086	Cane Coloured ware	1	2	1	Rim	Pie dish	U/Dec	C19th	1830 - 1870	
B1	1086	Creamware	1	1	1	BS	Hollow ware	U/Dec	c.1740 - c.1820	1830 - 1870	Sample No 1
B1	1086	Lustre ware	1	1	1	BS	Hollow ware	Gold lustre int & ext	C19th	1830 - 1870	A fine Redware fabric
B1	1086	Pearlware	1	2	1	Rim	Hollow ware	U/Dec	c.1780 - c.1840	1830 - 1870	
B1	1086	Sponged ware	1	4	1	Rim	Hollow ware	Dark blue sponged design ext	c.1830+	1830 - 1870	
B1	1086	Stoneware	1	17	1	Rim	Bottle	Green stoneware	M - LC19th	1830 - 1870	
B1	1086	TP Pearlware	2	3	2	Rim	Flatware	Chinese landscape border	c.1780 - c.1840	1830 - 1870	
B1	1086	TP Whiteware	1	1	1	BS	U/ID	Flow Blue design	1835+	1830 - 1870	Sample No 1
B1	1086	TP Whiteware	1	1	1	Rim	Plate	Floral frieze internally	M - LC19th	1830 - 1870	Sample No 1
B1	1086	TP Whiteware	1	2	1	BS	Hollow ware	Unidentified arboreal design ext	M - LC19th	1830 - 1870	Possible half of a pot disc or utilised sherds
B1	1086	TP Whiteware	1	22	1	Rim	Flatware	Grape and vine frieze around rim	M - LC19th	1830 - 1870	
B1	1086	TP Whiteware	2	5	1	Handle	Hollow ware	Undecorated moulded handle	M - LC19th	1830 - 1870	
B1	1086	TP Whiteware	2	1	2	Rim	Flatware	U/ID designs	M - LC19th	1830 - 1870	
B1	1086	TP Whiteware	3	2	3	BS	Flatware	Unidentified TP designs int	M - LC19th	1830 - 1870	
B1	1086	Whiteware	1	5	1	Rim	Small jar	U/Dec	M - LC19th	1830 - 1870	Groove below rim
B1	1086	Whiteware	1	2	1	Rim	Hollow ware	Red line ext, blue band and red lines int	M - LC19th	1830 - 1870	
B1	1086	Whiteware	1	4	1	Handle	Cup	Blue transfer printed stripe on spine of handle	M - LC19th	1830 - 1870	
B1	1120	BGCW	1	51	1	Rim	Pancheon	Brown glaze int, groove around edge of rim	C18th - C19th	1820 - 1850	
B1	1120	Blackware	1	15	1	Base	Hollow ware	Black glaze int & ext	C17th	1820 - 1850	Hard fine red fabric
B1	1120	Blackware	4	18	4	BS	Hollow ware	Black glaze int & ext	C17th	1820 - 1850	
B1	1120	Blue Banded ware	1	2	1	Rim	Hollow ware	Blue band below rim	C19th	1820 - 1850	
B1	1120	Bone China	1	2	1	BS	Hollow ware	Red underglaze decoration	C19th	1820 - 1850	Moulded body
B1	1120	BSGSW	1	2	1	BS	Hollow ware	One unglazed int	C19th	1820 - 1850	
B1	1120	BSGSW	1	2	1	BS	Hollow ware	Stamped design ext	C19th	1820 - 1850	
B1	1120	C17th Coarseware	1	16	1	Rim	Dish	Clear glaze int	C17th - C18th	1820 - 1850	Redware style glaze int, sooted externally
B1	1120	C17th Coarseware	1	12	1	BS	Hollow ware	Clear glaze int	C17th - C18th	1820 - 1850	Sooted ext with black deposit
B1	1120	Cabled slipware	1	1	1	BS	Hollow ware	Multi-coloured cabled slip decoration ext	C19th	1820 - 1850	
B1	1120	Cane Coloured ware	1	1	1	Rim	Hollow ware	U/Dec	C19th	1820 - 1850	
B1	1120	Creamware	3	27	2	Footring base	Plate	U/Dec	c.1740 - c.1820	1820 - 1850	
B1	1120	Creamware	1	3	1	Rim	Plate	Moulded edge	c.1740 - c.1820	1820 - 1850	

Table 6. Pottery from Phase 5

Tr/Area	Context	Type	No.	Wt.	ENV	Part	Form	Decoration	Date range	CTP dep date	Notes
B1	1120	Creamware	2	7	2	BS	Plate	U/Dec	c.1740 - c.1820	1820 - 1850	
B1	1120	Creamware	1	1	1	Ring foot base	Cup/bowl	U/Dec	c.1740 - c.1820	1820 - 1850	
B1	1120	Creamware	2	2	2	BS	Cup/bowl	U/Dec	c.1740 - c.1820	1820 - 1850	
B1	1120	Creamware	1	1	1	BS	Hollow ware	Relief banded vessel	c.1740 - c.1820	1820 - 1850	
B1	1120	Creamware	2	9	2	Base	Flatware	U/Dec	c.1740 - c.1820	1820 - 1850	
B1	1120	Creamware	1	5	1	Rim	Hollow ware	Hollow ware	c.1740 - c.1820	1820 - 1850	
B1	1120	Edged ware	1	3	1	Rim	Plate	Moulded and blue painted rim	c.1780 - c.1840	1820 - 1850	
B1	1120	Edged ware	1	15	1	Rim	Server	Elaborate moulded and blue painted rim	c.1780 - c.1840	1820 - 1850	
B1	1120	Fine Redware	1	2	1	BS	Hollow ware	White slip bands ext	LC18th - C19th	1820 - 1850	A fine redware body
B1	1120	Fine Redware	1	19	1	Base	Hollow ware	Clear glaze int only	C18th - C19th	1820 - 1850	
B1	1120	Fine Redware	1	19	1	BS	Hollow ware	White slip int with diffuse green pattern and purple spots	C18th - C19th	1820 - 1850	Unusual sherd
B1	1120	Late Blackware	1	1	1	BS	Hollow ware	Brown glaze int & ext on red body	C19th	1820 - 1850	
B1	1120	Late Blackware type	1	4	1	BS	Hollow ware	Black glaze int & ext	LC17th - C18th	1820 - 1850	Hard, fine dense red body
B1	1120	Late Blackware type	3	108	3	BS	Hollow ware	Black glaze int & ext above base	LC17th - C18th	1820 - 1850	Hard, fine dense red body
B1	1120	Late Slipware	4	46	1	Rim & handle	Hollow ware	Complex banded slip decoration; turned with moulded handle stump	LC18th - C19th	1820 - 1850	See also cxt 1130 for a similar sherd
B1	1120	Late Slipware	4	11	4	BS	Hollow ware	Complex banded slip decoration; turned with moulded handle stump	LC18th - C19th	1820 - 1850	See also cxt 1130 for a similar sherd
B1	1120	Late Slipware	2	6	2	Rim	Hollow ware	Rilled band with blue paint and slip bands ext	LC18th - C19th	1820 - 1850	
B1	1120	Mocha ware	1	2	1	BS	Hollow ware	White band, brown lines and blue mocha design	C19th	1820 - 1850	Cane coloured body
B1	1120	Mottled ware	2	6	2	Rim	Hollow ware	Dark brown mottled finish int & ext	C18th	1820 - 1850	
B1	1120	Mottled ware	1	2	1	BS	Hollow ware	Mottled glaze int & ext	C18th	1820 - 1850	
B1	1120	Pearlware	1	3	1	Recessed base	Plate	U/Dec	c.1780 - c.1840	1820 - 1850	
B1	1120	Redware	1	43	1	Rim	Dish	Clear glaze int	C17th - EC18th	1820 - 1850	Profiled rim
B1	1120	Redware	4	28	4	BS	Dish	Clear glaze int	C17th - C18th	1820 - 1850	
B1	1120	Slip Banded CC ware	1	51	1	Rim & handle	Jug/Mug	Blue and white slip lines ext; moulded handle terminals	C19th	1820 - 1850	
B1	1120	Slip Banded CC ware	2	25	2	Base	Jug/Mug	White slip lines on a cane coloured body	C19th	1820 - 1850	Beaded foot
B1	1120	Slip Banded CC ware	1	2	1	BS	Hollow ware	White band and brown slip lines	C19th	1820 - 1850	
B1	1120	Slip Banded CC ware	1	1	1	BS	Hollow ware	White band and narrow brown band	C19th	1820 - 1850	
B1	1120	Slip coated ware	1	2	1	Rim	Hollow ware	Thin white slip on a red body giving a light mottled finish	C18th	1820 - 1850	

Table 6. Pottery from Phase 5

Tr/Area	Context	Type	No.	Wt.	ENV	Part	Form	Decoration	Date range	CTP dep date	Notes
B1	1120	Slipware type 1	1	10	1	Rim	Dish	Wavy trailed white slip line around rim internally	C17th - EC18th	1820 - 1850	Small hammerhead rim
B1	1120	Stoneware	1	24	1	Base	Small bottle	Pale buff body	C19th	1820 - 1850	Yellow deposit internally
B1	1120	TP Pearlware	1	7	1	Rim	Flatware	Chinese landscape int	c.1780 - c.1840	1820 - 1850	Wavy edge
B1	1120	TP Pearlware	1	1	1	Rim	Hollow ware	U/ID TP design	c.1780 - c.1840	1820 - 1850	
B1	1120	TP Pearlware	1	2	1	BS	Hollow ware	U/ID TP design ext	c.1780 - c.1840	1820 - 1850	
B1	1120	Unidentified	3	6	3	BS	Hollow ware	U/ID	C19th	1820 - 1850	Very heavily burnt
B1	1120	YGCW	1	3	1	BS	Dish	U/Dec	C17th - C18th	1820 - 1850	A soft white fabric; heavily abraded
B1	1121	Mottled ware type	2	10	2	BS	Hollow ware	Dark mottled glaze int & ext	C18th	1800 - 1900	
B1	1128	BGCW	1	28	1	Base	Hollow ware	Brown glaze int only	C18th	1700 - 1800	Footed base
B1	1128	Blackware	1		1	Handle	Hollow ware	U/Dec	C17th	1700 - 1800	
B1	1128	Blackware	1	7	1	Handle	Tyg	Black glaze	C17th	1700 - 1800	
B1	1128	Blackware	1	6	1	BS	Hollow ware	Black glaze int & ext	C17th	1700 - 1800	Fine red fabric
B1	1128	Coarse Blackware	1	119	1	Base	Jar	Black glaze int and ext (patchy ext)	C17th	1700 - 1800	Hard, dense red body with Blackware style glaze; possible fabric impression on glaze on bevelled base edge
B1	1128	Creamware	1	9	1	Rim	Plate	U/Dec	c.1740 - c.1820	1700 - 1800	
B1	1128	Creamware	1	1	1	BS	Hollow ware	U/Dec	c.1740 - c.1820	1700 - 1800	
B1	1128	Late Blackware	1	4	1	BS	Hollow ware	Dark glaze int; ext surface absent	C18th	1700 - 1800	
B1	1128	Mottled Coarseware	2	22	2	BS	Hollow ware	Dark mottled glaze int & ext	C18th	1700 - 1800	Dark red body with fine black and round red grains
B1	1128	Mottled Coarseware	1	24	1	BS	Hollow ware	Dark mottled glaze int & ext on a buff body	C18th	1700 - 1800	
B1	1128	Mottled ware	1	2	1	BS	Hollow ware	Dark mottled glaze int & ext	C18th	1700 - 1800	
B1	1128	Mottled ware	1	2	1	BS	Hollow ware	Mottled glaze ext, dark mottled glaze int	C18th	1700 - 1800	Fine buff body
B1	1128	Redware	2	35	2	Base	Hollow ware	Clear glaze int & ext	C18th	1700 - 1800	Fine, hard Redware fabric ; both with footed bases
B1	1128	Redware	1	4	1	BS	Dish/bowl	Clear glaze int only	LC17th - C18th	1700 - 1800	Flaked glaze internally
B1	1128	Slipware	1	2	1	BS	Hollow ware	Black glaze int & ext with a white trailed curving slip line ext	C18th	1700 - 1800	
B1	1128	Slipware	1	5	1	BS	Hollow ware	Feathered tri-coloured slip decoration ext, clear glaze int	C18th	1700 - 1800	Flaked ext
B1	1128	TP Pearlware	1	2	1	Rim/spout	Jug	Floral design int & ext	c.1780 - c.1840	1700 - 1800	
B1	1130	Blackware	13	138	13	BS	Hollow ware	Black glaze int & ext on fine dark red body	C17th	1830 - 1870	
B1	1130	Blackware	1	19	1	Base	Hollow ware	Black glaze int	C17th	1830 - 1870	
B1	1130	Blackware type	1	4	1	BS	Hollow ware	Black glaze ext only	C17th	1830 - 1870	
B1	1130	BSGSW	1	4	1	Base	Mug/tankard	Small footed base	C18th	1830 - 1870	
B1	1130	BSGSW	1	1	1	BS	Mug/tankard	Incised lines ext	C18th	1830 - 1870	
B1	1130	BSGSW	1	1	1	BS	Hollow ware	Stamped marks ext	C18th	1830 - 1870	

Table 6. Pottery from Phase 5

Tr/Area	Context	Type	No.	Wt.	ENV	Part	Form	Decoration	Date range	CTP dep date	Notes
B1	1130	C17th Coarseware	4	84	2	Rim	Jar	Clear glaze int; everted rim with external angles	C17th	1830 - 1870	Sooted ext; probably all from one vessel
B1	1130	C17th Coarseware	38	287	36	Base & BS	Jar	Clear glaze int	C17th	1830 - 1870	Sooted ext; probably all from one vessel
B1	1130	Coarse Blackware	1	95	1	Base	Jar	Black glaze int	C17th - C18th	1830 - 1870	Larger jar; brick red fabric with white streaks and fine black inclusions
B1	1130	Coarse Blackware	4	128	4	BS	Hollow ware	Black glaze int & ext or ext only	C17th - C18th	1830 - 1870	Brick red fabric
B1	1130	Coarse Blackware	1	16	1	Handle	Hollow ware	Black glaze int & ext	C17th - C18th	1830 - 1870	Brick red fabric
B1	1130	Coarse Blackware	1	14	1	Base	Hollow ware	Black glaze int & ext	C17th - C18th	1830 - 1870	Footed base
B1	1130	Coarse Blackware	1	17	1	Base	Hollow ware	Black glaze int only	C17th - C18th	1830 - 1870	
B1	1130	Colour Glazed ware type	1	2	1	BS	Hollow ware	Dark glazed band on buff body	C18th	1830 - 1870	An unusual sherd without coloured slip and use of coloured glaze
B1	1130	Creamware	3	47	1	Footring base	Plate	U/Dec	c.1740 - c.1820	1830 - 1870	Stamped '8' and '... POTTERY' on underside
B1	1130	Creamware	5	37	4	Rim	Plate	Moulded wavy edge	c.1740 - c.1820	1830 - 1870	
B1	1130	Creamware	1	2	1	Rim	Cup/bowl	U/Dec	c.1740 - c.1820	1830 - 1870	Thin walled vessel
B1	1130	Creamware	1	4	1	Footring base	Flatware	U/Dec	c.1740 - c.1820	1830 - 1870	
B1	1130	Creamware	9	14	9	BS	Hollow ware	One sherd with incised lines ext	c.1740 - c.1820	1830 - 1870	
B1	1130	Creamware	1	2	1	Footring base	Plate	U/Dec	c.1740 - c.1820	1830 - 1870	
B1	1130	Creamware	1	5	1	Base	Flatware	U/Dec	c.1740 - c.1820	1830 - 1870	
B1	1130	Creamware	2	2	2	BS	Hollow ware	Raised ridges ext	c.1740 - c.1820	1830 - 1870	
B1	1130	Early Yellow ware	1	18	1	BS	Dish/bowl	Clear glaze int on white body	C17th - EC18th	1830 - 1870	Rilled internally
B1	1130	Early Yellow ware	1	24	1	Base	Dish/bowl	Clear glaze int on white body	C17th - EC18th	1830 - 1870	
B1	1130	Late Blackware	10	46	10	BS	Hollow ware	Dark brown to black glaze int & ext	C18th	1830 - 1870	Fine brick red fabric
B1	1130	Late Blackware	1	3	1	Base	Hollow ware	Black glaze int & partially ext	C18th	1830 - 1870	Small footed base
B1	1130	Late Blackware	1	3	1	Handle	Hollow ware	Dark glaze on white body	C18th	1830 - 1870	
B1	1130	Late Slipware	1	2	1	BS	Hollow ware	Slip decoration; turned	c.1780 - c.1840	1830 - 1870	Pearlware type body; cf cxt 1120
B1	1130	Mottled ware	1	1	1	Rim	Hollow ware	Dark mottled glaze int & ext	C18th	1830 - 1870	
B1	1130	Mottled ware	3	16	3	BS	Hollow ware	Dark mottled glaze int & ext	C18th	1830 - 1870	
B1	1130	Mottled ware	1	2	1	Rim	Mug/tankard	Mottled glaze int & ext	C18th	1830 - 1870	
B1	1130	Mottled ware	7	12	7	BS	Hollow ware	Mottled glaze int & ext	C18th	1830 - 1870	
B1	1130	Mottled ware	1	3	1	BS	Hollow ware	Rilled body	C18th	1830 - 1870	
B1	1130	Mottled ware	1	2	1	Rim	Hollow ware	Mottled glaze	C18th	1830 - 1870	
B1	1130	Mottled ware	1	7	1	Handle	Hollow ware	Mottled glaze	C18th	1830 - 1870	
B1	1130	Mottled ware	1	2	1	BS	Hollow ware	Mottled glaze	C18th	1830 - 1870	Thicker buff body
B1	1130	Pearlware	4	3	4	BS	Hollow ware	One sherd with blue line internally	c.1780 - c.1840	1830 - 1870	
B1	1130	Porcelain	1	1	1	Rim	Cup/bowl	Floral design ext	C18th	1830 - 1870	Probably Chinese
B1	1130	Redware	1	27	1	Rim	Dish/bowl	Clear glaze int	C17th - C18th	1830 - 1870	

Table 6. Pottery from Phase 5

Tr/Area	Context	Type	No.	Wt.	ENV	Part	Form	Decoration	Date range	CTP dep date	Notes
B1	1130	Redware	1	13	1	Rim	Dish/bowl	Clear glaze int	C17th - C18th	1830 - 1870	
B1	1130	Redware	2	11	2	Rim	Dish/bowl	Clear glaze int	C17th - C18th	1830 - 1870	Abraded
B1	1130	Redware	7	253	5	Base & BS	Dish/bowl	Clear glaze int	C17th - C18th	1830 - 1870	Relatively unabraded, distinguishing it from the rest of the Redware from this context; knife trimmed ext
B1	1130	Redware	9	84	9	Base & BS	Dish/bowl	Clear glaze int	C17th - C18th	1830 - 1870	Glaze extensively flaked int
B1	1130	Slip Banded CC ware	1	13	1	BS	Hollow ware	Thin blue and brown slip lines ext	C19th	1830 - 1870	
B1	1130	Slip coated ware	1	5	1	Base	Hollow ware	Red slip under clear glaze ext	C18th	1830 - 1870	Some use ware ext
B1	1130	Slip coated ware	1	1	1	BS	Hollow ware	Red slip on a white body under clear glaze int only	C18th	1830 - 1870	Sooted ext
B1	1130	Slip coated ware	1	2	1	BS	Hollow ware	Red slip on a white body under clear glaze ext, clear glaze int	C18th	1830 - 1870	
B1	1130	Slipware	1	1	1	BS	Hollow ware	Red slip layer ext with white trailed slip decoration	C18th	1830 - 1870	
B1	1130	Slipware	1	1	1	BS	Flatware	Trailed red slip with white slip dots; complex decoration	C18th	1830 - 1870	Fragment of a vessel also in contexts 1197 and 1120
B1	1130	Slipware	1	1	1	Rim	Hollow ware	Trailed white slip decoration on a red slip layer ext	C18th	1830 - 1870	Buff/white body
B1	1130	Slipware	1	5	1	Rim	Hollow ware	Feathered slip ext	C18th	1830 - 1870	Plain rim
B1	1130	Slipware	1	3	1	BS	Hollow ware	Feathered slipware; red and white slip ext	C18th	1830 - 1870	
B1	1130	Slipware type 1	1	56	1	Rim	Dish/bowl	Trailed zig-zag line inside rim	C17th - EC18th	1830 - 1870	
B1	1130	Slipware type 1	1	35	1	Base	Dish/bowl	Trailed white slip decoration int	C17th - EC18th	1830 - 1870	Knife trimmed ext
B1	1130	Slipware type 1	2	18	2	Base	Dish/bowl	Trailed and feathered white slip decoration int	C17th - EC18th	1830 - 1870	
B1	1130	Slipware type 1	1	2	1	Bs	Dish/bowl	Trailed white slip decoration int	C17th - EC18th	1830 - 1870	
B1	1130	Tin Glazed Earthenware	1	2	1	BS	Hollow ware	Blue-white glaze int & ext	C17th - C18th	1830 - 1870	
B1	1130	TP Pearlware	1	4	1	BS	Hollow ware	Unidentified blue floral design ext	c.1780 - c.1840	1830 - 1870	
B1	1130	Unglazed Red Earthenware	1	5	1	Rim	Hollow ware	U/Dec	C18th	1830 - 1870	
B1	1145	Blackware	2	12	1	Rim	Dish	Brown to black glaze	C17th	1680 - 1710	An unusual form but the fabric and finish is typical of Blackware
B1	1145	Blackware	1	1	1	Rim / ?spout	Hollow ware	Brown glaze int & ext	C17th	1680 - 1710	
B1	1145	BSGSW	1	7	1	BS	Hollow ware	Rilled band around the lower part of the vessel	C18th	1680 - 1710	
B1	1145	C17th Coarseware	12	128	12	BS	Hollow ware	Clear glaze int only	C17th	1680 - 1710	Heavily sooted ext
B1	1145	Late Blackware	2	7	2	BS	Hollow ware	Black glaze int & ext	C18th	1680 - 1710	
B1	1145	Slip coated Redware	7	83	7	BS	Dish	Thin pale orange slip int on a Redware type body	C18th	1680 - 1710	Resembles Redware but with slip int; sooted on underside
B1	1145	Slip coated Redware	1	33	1	Rim	Dish	Thin pale orange slip int on a Redware type body	C18th	1680 - 1710	Resembles Redware but with slip int; sooted on underside

Table 6. Pottery from Phase 5

Tr/Area	Context	Type	No.	Wt.	ENV	Part	Form	Decoration	Date range	CTP dep date	Notes
B1	1145	Slip coated ware	1	7	1	BS	Hollow ware	Red slip int & ext with a single white slip line ext	C18th	1680 - 1710	A hard, dense buff body
B1	1145	Slip coated ware	1	5	1	Base	Flatware	Thin white slip line int under clear (yellow) glaze	C17th - C18th	1680 - 1710	Red slip on underside of base
B1	1145	Slipware	1	9	1	Rim	Flatware	Lobed rim with a single perforation; feathered tri-coloured slipware	C18th	1680 - 1710	
B1	1145	Unidentified	1	9	1	BS	Hollow ware	Dark glaze int & ext	C17th - C18th	1680 - 1710	Heavily abraded, flaked with an odd dense reduced fabric
B1	1154	Blackware	1	28	1	BS & handle	Hollow ware	Black glaze int & ext	C17th	1830 - 1870	
B1	1154	Blackware	4	42	4	BS	Hollow ware	Black glaze int & ext	C17th	1830 - 1870	
B1	1154	Blackware	1	34	1	Base	Hollow ware	Metallic black glaze int	C17th	1830 - 1870	
B1	1154	BSGSW	1	2	1	BS	Hollow ware	Wide rilled band ext	C18th	1830 - 1870	
B1	1154	BSGSW	1	1	1	BS	Hollow ware	U/Dec	C18th	1830 - 1870	
B1	1154	C17th Coarseware	2	19	2	BS	Hollow ware	Clear glaze int	C17th	1830 - 1870	Sooted ext
B1	1154	C17th Coarseware	1	43	1	Base	Hollow ware	Thick base with greenish glaze int	C17th	1830 - 1870	Sooted ext
B1	1154	Coarse Blackware	1	34	1	BS	Hollow ware	Dark glaze int & ext	C18th	1830 - 1870	Hard, dense red fabric
B1	1154	Creamware	1	18	1	Ring foot base	Hollow ware	U/Dec	c.1740 - c.1820	1830 - 1870	Angular ring foot base
B1	1154	Creamware	1	1	1	Rim	Cup/bowl	Moulded row of raised blobs below rim	c.1740 - c.1820	1830 - 1870	
B1	1154	Late Blackware	4	21	4	BS	Hollow ware	Black glaze int & ext	C18th	1830 - 1870	
B1	1154	Late Blackware	2	49	2	Base	Hollow ware	Black glaze int & ext; unglazed foot & base	C18th	1830 - 1870	Sooted on underside of base
B1	1154	Late Blackware type	1	2	1	Rim	Hollow ware	Thin mottled black glaze int & ext	C18th	1830 - 1870	?Blackware (C17th)
B1	1154	Mottled ware	1	9	1	Base & handle stump	Hollow ware	Mottled glaze int & ext	C18th	1830 - 1870	Hard buff body with hard crazed glaze
B1	1154	Porcelain	1	1	1	BS	Hollow ware	Blue geometric design internally	C18th	1830 - 1870	Porcelain
B1	1154	Slip coated ware	1	1	1	Rim	Hollow ware	Red slip ext on a buff body	C18th	1830 - 1870	
B1	1154	Slipware	1	2	1	BS	Hollow ware	Red and white slip lobate design externally	C18th	1830 - 1870	cf. ext 1239 and 1216 for sherds from the same or very similar vessel
B1	1154	Slipware	2	5	2	BS	Hollow ware	Red, pale green and yellow (white) slip design; line with white dots	C18th	1830 - 1870	cf. ext 1216 and other contexts for similar sherds
B1	1197	C17th Coarseware	1	16	1	BS	Hollow ware	Clear glaze int	C17th	1820 - 1850	Sooted ext
B1	1197	Creamware	1	1	1	BS	Flatware	Purple mottling int	c.1740 - c.1820	1820 - 1850	
B1	1197	Creamware	1	2	1	Rim	Plate	U/Dec	c.1740 - c.1820	1820 - 1850	
B1	1197	Creamware	1	3	1	BS	Hollow ware	U/Dec	c.1740 - c.1820	1820 - 1850	Burnt
B1	1197	Creamware	1	1	1	BS	Hollow ware	Relief banding ext	c.1740 - c.1820	1820 - 1850	
B1	1197	Edged ware	1	10	1	Rim	Plate	Moulded rim with blue paint	c.1810 - c.1830	1820 - 1850	

Table 6. Pottery from Phase 5

Tr/Area	Context	Type	No.	Wt.	ENV	Part	Form	Decoration	Date range	CTP dep date	Notes
B1	1197	Late Blackware	1	4	1	BS	Hollow ware	Brown glaze int & patchily ext	C18th	1820 - 1850	
B1	1197	Late Slipware	1	12	1	Rim	Hollow ware	Complex turned slip designs	LC18th - EC19th	1820 - 1850	cf. cxt 1120; probably the same vessel
B1	1197	Mottled ware	1	10	1	BS	Hollow ware	Mottled glaze int & ext	C18th	1820 - 1850	
B1	1197	Porcelain	1	1	1	BS	Flatware	Overglaze floral painted design int	C18th	1820 - 1850	Probably Chinese
B1	1197	TP Pearlware	1	3	1	Base	Flatware	Unidentified landscape design with a ship and quay	c.1780 - c.1840	1820 - 1850	
B1	1197	TP Pearlware	1	4	1	Base	Flatware	Willow	c.1780 - c.1840	1820 - 1850	
B1	1197	Westerwald stoneware	1	21	1	Rim	Mug/Tankard	Blue incised design, cordon below rim, blue band	C17th	1820 - 1850	
B1/B2	1097	BSGSW	1	1	1	BS	Hollow ware	Brown int & ext	LC18th - C19th	1820 - 1870	
B1/B2	1098	Blue Banded ware	3	26	3	BS	Hollow ware	Thin blue slip lines around body ext	C19th	1830 - 1870	
B1/B2	1098	Blue Banded ware	1	6	1	BS	Hollow ware	Turned to give a blue slip chequer board pattern	C19th	1830 - 1870	cf. 1020
B1/B2	1098	Blue Banded ware	1	1	1	BS	Hollow ware	Blue painted band ext	C19th	1830 - 1870	
B1/B2	1098	Bone China	1	3	1	Handle	Cup	Blue flash on spine of handle	C19th	1830 - 1870	
B1/B2	1098	Bone China	1	4	1	Handle	Cup	Gold flash on spine of handle	C19th	1830 - 1870	
B1/B2	1098	Bone China	1	5	1	Rim	Flatware	Gold overglaze line int	C19th	1830 - 1870	
B1/B2	1098	BSGSW	1	6	1	BS	Hollow ware	Brown internally	C19th	1830 - 1870	
B1/B2	1098	Fine Redware	1	1	1	Rim	Flatware	Red surfaces	LC19th	1830 - 1870	
B1/B2	1098	Sponged ware	1	2	1	BS	Hollow ware	Blue sponged design ext	c.1830+	1830 - 1870	
B1/B2	1098	Stoneware	1	3	1	BS	Hollow ware	Green stoneware	M - LC19th	1830 - 1870	
B1/B2	1098	TP Whiteware	1	16	1	Rim	Plate	Barker's Gem	1839 - 1893	1830 - 1870	Don Pottery
B1/B2	1098	TP Whiteware	1	2	1	Rim	Plate	Willow	M - LC19th	1830 - 1870	
B1/B2	1098	TP Whiteware	2	3	1	BS	Hollow ware	Green design with words '...Y MATES' - part of a phrase	C19th	1830 - 1870	See also context 1021 for sherds of the same or a similar vessel
B1/B2	1098	TP Whiteware	1	7	1	BS	Hollow ware	Part of U/ID design ext	C19th	1830 - 1870	
B1/B2	1098	White Salt Glazed Stoneware	1	2	1	Rim	Hollow ware	Moulded to resemble a wickerwork basket with brown iron-wash finish	C17th - C18th	1830 - 1870	?Rhenish; see also context 1020
B1/B2	1098	Whiteware	1	11	1	Base	Mug	Small foot and rilled band	M - LC19th	1830 - 1870	
B1/B2	1098	Whiteware	1	2	1	BS	Hollow ware	Rilled band above base	C19th	1830 - 1870	
B1/B2	1098	Whiteware	1	4	1	BS	Plate	U/ID	C19th	1830 - 1870	
B2	1049	BSGSW	1	4	1	Rim	Dish	Groove around ext edge of rim	C18th - EC19th	1820 - 1880	Sharply everted rim
B2	1049	BSGSW	1	1	1	Rim	Bowl	Brown glaze int & ext	C18th - EC19th	1820 - 1880	Folded rim
B2	1049	Creamware	1	3	1	Ring foot base	Hollow ware	U/Dec	c.1740 - c.1820	1820 - 1880	Angular ring foot base
B2	1049	Late Blackware type	6	17	4	BS	Hollow ware	Black glaze on dark orange to red bodies	C18th	1820 - 1880	Some variation in fabric
B2	1049	Redware	1	6	1	BS	Dish/bowl	Clear glaze int only	LC18th - C19th	1820 - 1880	
B2	1049	Slip coated ware	1	2	1	BS	Hollow ware	Clear glaze on dark red slip int	C18th	1820 - 1880	

Table 6. Pottery from Phase 5

Tr/Area	Context	Type	No.	Wt.	ENV	Part	Form	Decoration	Date range	CTP dep date	Notes
B2	1049	Slipware	1	1	1	BS	Hollow ware	White slip line on red body	C18th	1820 - 1880	
B2	1049	TP Pearlware	1	1	1	BS	Hollow ware	U/ID TP design ext	c.1780 - c.1840	1820 - 1880	
B2	1049	YG CW	1	20	1	BS	Dish/bowl	White slip and clear glaze int, sparse glaze ext	LC18th - C19th	1820 - 1880	
B2	1069	Cane Coloured ware	4	13	4	Rim, spout & BS	Jug	Plain cane coloured body	C19th	1800 - 1900	
B2	1077	BGFW	1	5	1	BS	Hollow ware	Brown glaze ext only	C17th - C18th	1640 - 1680	
B2	1077	Blackware	1	7	1	Rim	Hollow ware	Mottled brown glaze int & ext	C17th	1640 - 1680	Hard, fine dark red fabric
B2	1077	Blackware	1	1	1	Rim	Hollow ware	Black glaze int & ext	C17th	1640 - 1680	Hard dark red fabric
B2	1077	Blackware	1	2	1	BS	Flask/costrel	Black glaze ext only	C17th	1640 - 1680	
B2	1077	C17th Coarseware	1	12	1	Rim	Jar	Spots of glaze int	C17th	1640 - 1680	Sooted ext
B2	1077	Late Blackware	5	38	5	BS	Hollow ware	Black glaze int & ext	C18th	1640 - 1680	
B2	1077	Late Blackware	1	7	1	BS	Hollow ware	Black glaze int & ext	C18th	1640 - 1680	Fine brick red fabric
B2	1077	Late Blackware type	1	3	1	Handle & BS	Hollow ware	Black glaze int & ext	C17th - C18th	1640 - 1680	Fine orange fabric with fine black grit
B2	1077	Mottled ware	1	4	1	Rim	Hollow ware	Mottled glaze int & ext	C18th	1640 - 1680	
B2	1077	Mottled ware	2	37	2	Base & BS	Hollow ware	Mottled glaze int & ext, on a thin layer of slip int	C18th	1640 - 1680	A distinctive hard, dense buff fabric, vesicular
B2	1077	Mottled ware	1	2	1	BS	Hollow ware	Mottled glaze int & ext	C18th	1640 - 1680	Water worn with abraded edges
B2	1077	Redware	1	5	1	BS	Dish/bowl	Clear glaze int	C17th - C18th	1640 - 1680	Brick red fabric
B2	1077	Redware	1	2	1	BS	Dish/bowl	Clear glaze int, red slip ext	C17th - C18th	1640 - 1680	Water worn with abraded edges
B2	1077	Slip coated ware	1	1	1	BS	Hollow ware	Red slip ext under clear glaze	C18th	1640 - 1680	
B2	1077	Slipware	1	5	1	BS	Flatware	White slip int	C17th - C18th	1640 - 1680	Secondarily burnt
B2	1077	White Salt Glazed Stoneware	1	13	1	Rim	Plate	Moulded rim; probably an octagonal plate	c.1720 - c.1780	1640 - 1680	
B2	1095	BGFW	1	4	1	Base	Hollow ware	Brown glaze int	LC18th - C19th	1830 - 1870	
B2	1095	Coarse Blackware type	6	363	1	Base & BS	Jar	Shiny black glaze int & ext	C18th	1830 - 1870	Use-wear on underside; hard, dense, fine red fabric
B2	1095	Late Blackware	2	5	2	BS	Hollow ware	Shiny black glaze int & ext	C18th	1830 - 1870	
B2	1095	TP Bone china	1	1	1	Rim	Hollow ware	TP frieze and moulded fluted decoration	C19th	1830 - 1870	
B2	1102	BGFW	1	28	1	Rim	Dish	U/Dec	C18th - EC19th	1830 - 1870	
B2	1102	Blue Bodied ware	1	10	1	Handle	Hollow ware	Moulded handle with sliver overglaze detailing	C19th	1830 - 1870	
B2	1102	Creamware	1	1	1	Rim	Hollow ware	U/Dec	c.1740 - c.1820	1830 - 1870	
B2	1102	Edged ware	1	2	1	Rim	Plate	Moulded edge with blue paint	c.1810 - c.1830	1830 - 1870	
B2	1102	Mottled ware	1	4	1	BS	Hollow ware	Dark mottled glaze	C18th	1830 - 1870	
B2	1102	Slip coated ware	1	10	1	Handle & BS	Hollow ware	Dark slip coating ext, clear glaze int	C18th	1830 - 1870	cf.context 1072
B2	1102	Sponge printed ware	2	27	1	BS	Hollow ware	Dark blue sponge printed design ext	c.1840 +	1830 - 1870	
B2	1105	Blue Banded ware	1	3	1	BS	Hollow ware	Blue slip lines around body	C19th	1830 - 1870	

Table 6. Pottery from Phase 5

Tr/Area	Context	Type	No.	Wt.	ENV	Part	Form	Decoration	Date range	CTP dep date	Notes
B2	1105	Blue Bodied ware	5	45	5	BS	Hollow ware	Relief moulded decoration with sliver detailing	C19th	1830 - 1870	See also ext 1102 but does not join
B2	1105	BSGSW	1	3	1	Rim	Dish	Brown glaze	C18th - C19th	1830 - 1870	Sharply everted rim; thin
B2	1105	BSGSW	1	12	1	Shoulder	Bottle	Brown ext, unglazed int	C18th - C19th	1830 - 1870	
B2	1105	BSGSW	1	9	1	Handle	Hollow ware	Ridged handle	C18th - C19th	1830 - 1870	
B2	1105	C17th Coarseware	1	94	1	Base	Hollow ware	Patchy clear glaze int	C17th	1830 - 1870	Sooted ext and on underside of base
B2	1105	Early Yellow ware	1	12	1	BS & handle stump	Hollow ware	Small section of red slip ext	C17th - C18th	1830 - 1870	
B2	1105	Green Glazed Sandy ware	1	26	1	Rim	Hollow ware	Pale green glaze int	C16th - C17th	1830 - 1870	
B2	1105	Late Blackware	3	27	3	BS	Hollow ware	Dark brown glaze int & ext	C18th	1830 - 1870	
B2	1105	Late Blackware	1	7	1	Rim	Dish	Dark brown glaze int; slight mottling	C18th	1830 - 1870	
B2	1105	Late Blackware	1	8	1	Rim	Hollow ware	Brown glaze int & ext	C18th	1830 - 1870	
B2	1105	Late Blackware	1	20	1	Handle	Hollow ware	Profiled handle with brown glaze	C18th	1830 - 1870	Hard, dense brick red fabric
B2	1105	Mottled ware	1	2	1	Rim	Hollow ware	Very dark mottled decoration	C18th	1830 - 1870	
B2	1105	Redware	1	30	1	Rim	Dish	Clear glaze int; hammerhead rim	C17th - EC18th	1830 - 1870	
B2	1105	Redware	1	8	1	Base	Hollow ware	Clear glaze int & ext above footed base	C17th - EC18th	1830 - 1870	
B2	1105	Redware	1	5	1	BS	Dish/bowl	Clear glaze int	C17th - EC18th	1830 - 1870	
B2	1105	Redware	1	3	1	BS	Hollow ware	Clear glaze int & ext	C17th - EC18th	1830 - 1870	
B2	1105	Slipware	1	26	1	Rim	Dish	Pie crust rim; red on white slip int - linear decoration	C18th	1830 - 1870	Press moulded dish
B2	1105	Slipware	2	2	2	BS	Hollow ware	Buff body with dark red slip layer ext and white slip decoration	C18th	1830 - 1870	See also 1072, 1102
B2	1105	Slipware type 1	1	25	1	BS	Dish	Wavy trailed slip line int; thin red slip ext	C17th - EC18th	1830 - 1870	
B2	1105	Slipware type 1	1	12	1	Rim	Dish	Zig-zag white trailed slip line around rim	C17th - EC18th	1830 - 1870	
B2	1105	Stoneware	1	6	1	BS	Bottle	Pale green stoneware	C19th	1830 - 1870	
B2	1105	TP Whiteware	1	1	1	Rim	Plate	Unidentified TP design int	M - LC19th	1830 - 1870	
B2	1116	Blackware	1	8	1	BS	Hollow ware	Black glaze int & ext	C17th	1680 - 1720	
B2	1116	BSGSW	1	8	1	BS	?Bottle/flask	Mottled brown glaze ext	C18th	1680 - 1720	
B2	1116	C17th Coarseware	1	58	1	BS	Hollow ware	Clear glaze int with steaks externally	C17th	1680 - 1720	Sooted and with burnt deposit externally
B2	1116	Creamware	1	6	1	Ring foot base	Cup/bowl	U/Dec	c.1740 - c.1820	1680 - 1720	Angular ring foot base
B2	1116	Mottled Coarseware	1	30	1	Rim	Jar	Everted rim with light honey-coloured glaze	C18th	1680 - 1720	
B2	1116	Redware	2	60	1	Rim	Dish	Clear glaze int; hammerhead rim	C17th - EC18th	1680 - 1720	
B2	1116	Slipware type 1	1	3	1	BS	Dish	Trailed white slip decoration int	C17th - EC18th	1680 - 1720	

Table 6. Pottery from Phase 5

Tr/Area	Context	Type	No.	Wt.	ENV	Part	Form	Decoration	Date range	CTP dep date	Notes
B2	1116	Yellow ware type	1	16	1	BS	U/ID	Thin white slip layer int	C17th	1680 - 1720	
B2	1122	BGFW	3	48	1	Rim	Hollow ware	Black glaze int & ext; simple rounded rim	C17th - C18th	1650 - 1680	Bright orange fabric
B2	1122	BGFW	1	24	1	BS	Hollow ware	Black glaze int & ext	C17th - C18th	1650 - 1680	Bright orange fabric, possible pot disc
B2	1122	BGFW	1	19	1	BS	Hollow ware	Black glaze int & ext	C17th - C18th	1650 - 1680	
B2	1122	BGFW	1	14	1	BS	U/ID	Black glaze int, unglazed ext	C17th - C18th	1650 - 1680	Red fabric with white streaks
B2	1122	BGFW	1	5	1	BS	Hollow ware	Dark brown glaze int & ext	C18th	1650 - 1680	Hard, dense red fabric
B2	1122	Blackware	1	42	1	Base	Hollow ware	Black glaze int & ext	C17th	1650 - 1680	
B2	1122	Blue Banded ware	1	19	1	Base	Mug/Jug	Footed base, blue slip band ext	C19th	1650 - 1680	
B2	1122	BSGSW	4	13	1	Rim & handle	Cup/mug	Shallow groove below rim	C18th	1650 - 1680	
B2	1122	BSGSW	2	7	2	BS	Hollow ware	U/Dec	C18th	1650 - 1680	
B2	1122	BSGSW	1	13	1	Base	Hollow ware	Rouletted band ext, splayed base	C18th	1650 - 1680	
B2	1122	BSGSW	1	7	1	BS	Hollow ware	Shallow impressed lines (2) ext	C18th	1650 - 1680	
B2	1122	BSGSW	1	3	1	BS	Hollow ware	Rouletted band ext	C18th	1650 - 1680	
B2	1122	BSGSW	1	43	1	Base	Hollow ware	U/Dec	C18th	1650 - 1680	Buff stoneware
B2	1122	C17th Coarseware	2	85	2	BS	Hollow ware	Clear glaze int	C17th - EC18th	1650 - 1680	Sooted externally
B2	1122	Cistercian ware	1	3	1	Handle	Cup/tyg	Mottled brown glaze	c.1460 - c.1600	1650 - 1680	
B2	1122	Cistercian/Blackware	1	23	1	Base	Hollow ware	Brown glaze int & ext	LC15th - C17th	1650 - 1680	Abraded and water-worn
B2	1122	Cistercian/Blackware	1	9	1	BS	Hollow ware	Mottled brown glaze int & ext	C16th - C17th	1650 - 1680	
B2	1122	Coarse Blackware	1	34	1	BS	Hollow ware	Black glaze int & ext	LC17th - C18th	1650 - 1680	Hard, dense, dark red fabric
B2	1122	Late Blackware	2	57	1	Pedestal type base	Hollow ware	Shiny black glaze int & ext	C18th	1650 - 1680	Stacking scar on underside of base
B2	1122	Late Blackware	1	9	1	Base	Hollow ware	Black glaze int	C18th	1650 - 1680	
B2	1122	Late Blackware	1	2	1	BS	Hollow ware	Raised ridge ext	C18th	1650 - 1680	
B2	1122	Late Blackware	1	20	1	Rim	Hollow ware	Black glaze int & ext, patchy under rim	C18th	1650 - 1680	Dark orange fabric
B2	1122	Mottled Redware	1	11	1	BS	Dish	Clear glaze with patchy black mottling int	C17th - EC18th	1650 - 1680	
B2	1122	Mottled ware	1	2	1	Rim	Hollow ware	Dark mottled glaze	C18th	1650 - 1680	Finer and more evenly glazed than normal
B2	1122	Mottled ware	1	12	1	BS	Hollow ware	Raised cordon around body	C18th	1650 - 1680	Hard, dense buff fabric
B2	1122	Mottled ware	1	4	1	BS	Hollow ware	Rilled band ext	C18th	1650 - 1680	
B2	1122	Mottled ware	2	19	1	BS	Hollow ware	Mottled glaze int & ext	C18th	1650 - 1680	Unusual fine red fabric, unlike the normal buff type
B2	1122	Mottled ware	1	66	1	Base	Hollow ware	Mottled glaze int & ext	C18th	1650 - 1680	Larger mottled ware vessel
B2	1122	Mottled ware	1	32	1	Base	Mug/tankard	Rilled band above base	C18th	1650 - 1680	
B2	1122	Redware	1	12	1	Base	Hollow ware	Clear glaze int & ext	C17th - C18th	1650 - 1680	
B2	1122	Slipware type 1	1	33	1	Rim	Dish/bowl	Trailed white slip wavy line around rim; clear glaze int	C17th - EC18th	1650 - 1680	
B2	1122	White Salt Glazed Stoneware	1	29	1	Profile	Dish	U/Dec	c.1720 - c.1780	1650 - 1680	Shallow dish

Table 6. Pottery from Phase 5

Tr/Area	Context	Type	No.	Wt.	ENV	Part	Form	Decoration	Date range	CTP dep date	Notes
B2	1122	White Salt Glazed Stoneware	1	6	1	Base	Flatware	U/Dec	c.1720 - c.1780	1650 - 1680	
B2	1122	White Salt Glazed Stoneware	1	2	1	Rim	Sauce boat	Moulded mosaic pattern ext	c.1720 - c.1780	1650 - 1680	
B2	1131	BGCW	2	36	2	BS	Pancheon/dish	Black glaze int only	C18th - C19th	1720 - 1800	
B2	1131	BGCW	10	155	10	BS	Hollow ware	Brown glazed int & ext	C18th - C19th	1720 - 1800	Brick red fabric
B2	1131	BGCW	1	136	1	BS	Jar	Black glaze int	C18th - C19th	1720 - 1800	Light brick red fabric with some white streaking
B2	1131	BSGSW	3	9	1	Rim	Hollow ware	Thin brown salt glaze int & ext	C18th	1720 - 1800	Small everted beaded rim
B2	1131	BSGSW	1	6	1	Rim	Dish	Short impressed vertical lines on outer edge of rim	C18th	1720 - 1800	
B2	1131	BSGSW	1	3	1	BS	Hollow ware	Rouletted band ext	C18th	1720 - 1800	
B2	1131	BSGSW	1	5	1	BS	Hollow ware	Impressed line ext	C18th	1720 - 1800	
B2	1131	Coarse Blackware type	1	20	1	Strap handle	Hollow ware	Black glaze int & ext	C18th	1720 - 1800	Bright orange fabric
B2	1131	Creamware	1	2	1	Rim	Bowl	Moulded rim; band of recessed dots	c.1740 - c.1820	1720 - 1800	
B2	1131	Late Blackware	2	37	2	Base	Hollow ware	Black glaze int & ext	C18th	1720 - 1800	Footed base, globular vessels
B2	1131	Mottled ware type	1	17	1	BS & handle stump	Hollow ware	Shiny brown mottled glaze int & ext	C18th	1720 - 1800	Very hard, dense purple body; almost stoneware
B2	1131	Redware	1	33	1	Base	Hollow ware	Clear glaze int and above base ext	LC17th - C18th	1720 - 1800	
B2	1131	Slipware	2	79	1	Base	Dish	Trailed slip concentric circles int under clear glaze	C18th	1720 - 1800	
B2	1131	Slipware	1	11	1	BS	Dish	Black slip on white slip cellular design int	C18th	1720 - 1800	Press moulded dish
B2	1131	White Salt Glazed Stoneware	1	16	1	Base	Hollow ware	U/Dec	c.1720 - c.1780	1720 - 1800	Rounded ring foot base
C	1056	Blackware	10	117	9	BS	Hollow ware	Very shiny black glaze on hard fine dark red fabric	C17th	1800 - 1880	Hard, dense, fine dark red fabric
C	1056	Blackware	1	2	1	Rim	Hollow ware	U/Dec	C17th - C18th	1800 - 1880	Small clubbed rim; hard dense, fine dark red fabric
C	1056	BSGSW	1	17	1	BS	Hollow ware	Stamped decoration ext	LC18th - C19th	1800 - 1880	
C	1056	BSGSW	1	1	1	BS	Hollow ware	Part of rilled band ext	C18th	1800 - 1880	
C	1056	Colour Glazed ware	1	3	1	Rim	Hollow ware	Dark glaze on a white fabric	C18th	1800 - 1880	
C	1056	Late Blackware	1	7	1	BS	Hollow ware	Dark brown glaze int & ext	C18th	1800 - 1880	Dark red fabric with white streaks
C	1056	Late Blackware	2	14	2	BS	Hollow ware	Black glaze ext only	C18th	1800 - 1880	
C	1056	Late Blackware	5	54	5	BS	Hollow ware	Black glaze on fine red fabric	C18th	1800 - 1880	Partially glazed ext
C	1056	Slip coated ware	2	19	1	BS	Hollow ware	Three white slip lines ext radiating from a single point on fine red slip	C18th	1800 - 1880	Buff fabric with red slip ext and white slip int under clear glaze
C	1056	Tin Glazed Earthenware	1	4	1	BS	Flatware	Blue hand painted design on blue-white background	C17th - C18th	1800 - 1880	Badly flaked
C	1056	White Salt Glazed	1	1	1	Base	Hollow ware	U/Dec	c.1720 - c.1780	1800 - 1880	

Table 6. Pottery from Phase 5

Tr/Area	Context	Type	No.	Wt.	ENV	Part	Form	Decoration	Date range	CTP dep date	Notes
		Stoneware									
C	1056	Yellow ware type	1	4	1	Rim	Dish	Yellow glaze int	C17th	1800 - 1880	Soft white fabric, heavily abraded
C	1069	Blue Banded ware	1	2	1	Rim	Hollow ware	Blue slip lines below rim	C19th	1800 - 1900	
C	1069	Late Blackware	1	24	1	BS	Hollow ware	U/Dec	C18th - EC19th	1800 - 1900	
C	1069	Mocha ware	6	48	1	Rim & BS	Hollow ware	Brown and white slip bands and blue mocha design	C19th	1800 - 1900	
C	1084	TP Whiteware	1	5	1	Footring base	Saucer	European rural scene int	M - LC19th	1820 - 1870	
C	1084	TP Whiteware	1	1	1	Handle	Cup	U/Dec	M - LC19th	1820 - 1870	Secondarily burnt
C	1089	Blue Banded ware	2	7	2	Rim	Hollow ware	Rilled band, overpainted in blue, black lines with small circles above & below	LC18th - C19th	1820 - 1860	
C	1089	Blue Banded ware	1	1	1	BS	Hollow ware	Rilled band overpainted in blue, dark brown line above	c.1760 - c.1820	1820 - 1860	Creamware
C	1089	Cane Coloured ware	1	6	1	Handle	Hollow ware	Plain cane coloured ware	C19th	1820 - 1860	
C	1089	Creamware	1	3	1	Rim	Bowl	U/Dec	c.1740 - c.1820	1820 - 1860	Discoloured and crazed
C	1089	TP Pearlware	2	2	2	Rim & BS	Hollow ware	U/ID TP designs ext and floral design int	c.1780 - c.1840	1820 - 1860	
C	1104	BGFW	1	7	1	BS	Hollow ware	U/Dec	C18th - C19th	1830 - 1860	
C	1104	BSGSW	1	12	1	BS	Hollow ware	Brown ext, green int	C19th	1830 - 1860	Brown ext, green int
C	1104	Lustre ware	2	10	1	Rim	Plate	Overglaze lustre band around rim and floral design	LC18th - C19th	1830 - 1860	
C	1104	Mottled ware	1	4	1	Rim	Hollow ware	Raised ridges below slightly everted rim	C18th	1830 - 1860	
C	1104	Redware	2	90	2	Rim	Dish	Pale orange slip int under clear glaze	C17th - EC18th	1830 - 1860	
C	1104	Redware	1	16	1	BS	Dish	Clear glaze int	C17th - EC18th	1830 - 1860	
C	1104	Redware	1	8	1	BS	Dish	Clear glaze int	C17th - EC18th	1830 - 1860	Knife trimmed ext
C	1104	Slip Banded CC ware	1	3	1	BS	Hollow ware	Brown and white slip bands ext on cane coloured body	C19th	1830 - 1860	
C	1111	Mottled ware	2	7	1	BS	Hollow ware	Rilled band ext	C18th	1780 - 1840	
C	1111	Mottled ware type	1	2	1	Rim	Hollow ware	Brown dark mottled glaze int and ext	C18th	1780 - 1840	
C	1111	Pearlware	1	1	1	BS	Hollow ware	U/Dec	c.1780 - c.1840	1780 - 1840	
C	1111	Redware	1	40	1	Base	Dish	Clear glaze int	C17th - C18th	1780 - 1840	Worn on underside of base
D	1063	Blue Banded ware	1	1	1	Rim	Hollow ware	Blue lines ext	C19th	1760 - 1900	Simple rim
D	1063	Blue Banded ware	3	34	1	Base	Mug	Blue band and black 'inlaid' slip line	c.1780 - c.1840	1760 - 1900	Pearlware type
D	1063	Late Blackware	3	19	2	BS	Hollow ware	Dark glaze on an orange fabric	C18th	1760 - 1900	
D	1063	Late Blackware	7	45	1	Rim & BS	Jar	Black glaze on buff body	C18th	1760 - 1900	Overhanging rim
D	1063	Late Blackware	2	14	2	BS	Hollow ware	Black glaze int & ext	C18th	1760 - 1900	Brick red streaky fabric
D	1063	Pearlware	1	1	1	BS	Hollow ware	U/Dec	c.1780 - c.1840	1760 - 1900	
D	1063	Slip coated ware	2	30	1	Base &	Hollow ware	Red slip int under glaze, mottled	C18th	1760 - 1900	Buff body

Table 6. Pottery from Phase 5

Tr/Area	Context	Type	No.	Wt.	ENV	Part	Form	Decoration	Date range	CTP dep date	Notes
						BS		glaze ext			
D	1063	TP Pearlware	2	11	2	Profile	Plate	Willow	c.1780 - c.1840	1760 - 1900	Recessed base
D	1063	TP Pearlware	1	2	1	Rim	Hollow ware	Green TP design around rim	c.1780 - c.1840	1760 - 1900	
D	1099	Blue Banded ware	1	1	1	BS	Hollow ware	Blue slip lines around body with diffuse darker lines ext	C19th	1830 - 1870	
D	1099	Blue Banded ware	3	5	3	BS	Hollow ware	Blue slip lines around body	C19th	1830 - 1870	
D	1099	Pearlware	1	1	1	BS	Hollow ware	U/Dec	c.1780 - c.1840	1830 - 1870	
D	1099	TP Pearlware	1	2	1	Base	Flatware	Chinese landscape int	c.1780 - c.1840	1830 - 1870	
D	1099	Whiteware	2	9	1	Spout	Jug	Low relief moulded spout	C19th	1830 - 1870	
D	1121	Blackware	1	7	1	Handle & BS	Hollow ware	U/Dec	C18th	1800 - 1900	White deposit int & ext
D	1121	Late Blackware	1	5	1	Rim	Hollow ware	Metallic brown glaze int & ext	C18th	1800 - 1900	
D	1121	Mottled Coarseware	1	95	1	Profile	Dish	White slip with brown mottling int	C18th	1800 - 1900	
D	1121	Mottled ware	1	9	1	Rim	Hollow ware	Mottled glaze int & ext with white slip line on top of rim	C18th	1800 - 1900	
D	1121	Mottled ware	3	23	3	BS	Hollow ware	Mottled glaze int & ext with white slip line at base of neck	C18th	1800 - 1900	
D	1121	Mottled ware type	1	2	1	BS	Hollow ware	Mottled ware int & partially ext	C18th	1800 - 1900	
D	1121	Slipware	1	14	1	Rim	Dish	White slip lines on ext of rim and internal edge of rim	C18th	1800 - 1900	
D	1121	White Salt Glazed Stoneware	1	12	1	Rim & BS	Cup/bowl	U/Dec	c.1720 - c.1780	1800 - 1900	
D	1121	White Salt Glazed Stoneware	1	2	1	BS	Hollow ware	U/Dec	c.1720 - c.1780	1800 - 1900	
D	1124	Blackware	1	2	1	BS	Hollow ware	Black glaze int & ext	C17th	1830 - 1870	Could be Late Blackware but fabric looks like Blackware
D	1124	Blackware	1	7	1	BS	Hollow ware	U/Dec	C18th	1830 - 1870	Fine dark red fabric
D	1124	BSGSW	1	3	1	Handle	Mug	Grooves down spine of handle	C18th	1830 - 1870	
D	1124	Creamware	1	18	1	Rim	Bowl	Fluted/lobed moulded profile	c.1740 - c.1820	1830 - 1870	cf. context 1110 (??)
D	1124	Mottled slipware	1	4	1	BS	Dish	White slip with brown mottling int	C18th	1830 - 1870	
D	1124	Mottled ware	3	9	2	BS	Hollow ware	White slip lines externally; mottled glaze int & ext	C18th	1830 - 1870	
D	1124	Mottled ware	3	22	3	BS	Hollow ware	Mottled glaze int & ext above base	C18th	1830 - 1870	
D	1124	Porcelain	1	1	1	Footring base	Cup/bowl	Blue floral design int	C18th	1830 - 1870	Probably Chinese
D	1124	Redware	1	7	1	BS	Dish	Clear glaze int, red slip ext	C17th - EC18th	1830 - 1870	
D	1124	Unglazed Red Earthenware	1	1	1	BS	Hollow ware	U/Dec	C18th - C19th	1830 - 1870	Flake
D	1124	White Salt Glazed Stoneware	3	13	1	Rim & BS	Hollow ware	U/Dec	c.1720 - c.1780	1830 - 1870	
D	1124	White Salt Glazed Stoneware	2	23	1	Base	Hollow ware	U/Dec	c.1720 - c.1780	1830 - 1870	

Table 6. Pottery from Phase 5

Tr/Area	Context	Type	No.	Wt.	ENV	Part	Form	Decoration	Date range	CTP dep date	Notes
D	1124	White Salt Glazed Stoneware	1	3	1	Rim	Dish	U/Dec	c.1720 - c.1780	1830 - 1870	
D	1124	White Salt Glazed Stoneware	1	1	1	BS	Hollow ware	U/Dec	c.1720 - c.1780	1830 - 1870	
D	1125	BGCW	1	37	1	BS	Jar	Black glaze int & ext, rilled body int & ext	C18th - C19th	Void	
D	1125	BSGSW	1	8	1	Base	Hollow ware	Brown int & ext	C18th	Void	
D	1125	Late Blackware	21	513	1	Base, rim, BS	Hollow ware	Black glaze int & ext, above base	C18th	Void	White deposit internally
D	1125	Mottled ware	1	7	1	BS	Hollow ware	Dark mottled glaze int & ext	C18th	Void	
D	1125	Mottled ware	1	2	1	Rim	Hollow ware	White slip line on top of rim	C18th	Void	cf. rim sherd in context 1121 - the same or a similar vessel
D	1125	Mottled ware	2	2	2	BS	Hollow ware	Mottled glaze int & ext	C18th	Void	
D	1125	Mottled ware	1	3	1	Rim	Hollow ware	Dark mottled glaze	C18th	Void	
D	1125	Redware	1	2	1	BS	Hollow ware	Clear glaze int & ext	LC17th - C18th	Void	
D	1125	Slipware	1	5	1	BS	U/ID	Feathered slipware (?)internally, clear glaze externally	C18th	Void	
D	1125	Unglazed Red Earthenware (?)	1	9	1	BS	U/ID	U/Dec	C18th	Void	Internal surface entirely removed
D	1126	Blackware	1	4	1	BS	Hollow ware	U/Dec	C17th	1800 - 1900	Hard, fine dark red fabric and black glaze int & ext
D	1126	Blackware	1	5	1	BS	Hollow ware	U/Dec	C17th	1800 - 1900	Abraded
D	1126	BSGSW	1	3	1	BS	Hollow ware	Brown int & ext	C18th - EC19th	1800 - 1900	
D	1126	Creamware	1	4	1	Footring base	Plate	U/Dec	c.1740 - c.1820	1800 - 1900	
D	1126	Late Blackware	18	144	18	BS	Hollow ware	Black glaze int & ext	C18th	1800 - 1900	
D	1126	Late Blackware	1	25	1	Handle	Hollow ware	Dark glaze on a brick red body	C18th	1800 - 1900	
D	1126	Late Blackware	1	2	1	Rim	Hollow ware	U/Dec	C18th	1800 - 1900	Everted rim
D	1126	Mottled ware	1	20	1	Base	Hollow ware	Mottled glaze int & ext, latter above base	C18th	1800 - 1900	
D	1126	Mottled ware	1	9	1	Rim	Hollow ware	White slip lines ext on top of rim and on neck; mottled glaze int & ext	C18th	1800 - 1900	
D	1126	Mottled ware	1	3	1	Handle	Mug/cup	Mottled glaze int & ext	C18th	1800 - 1900	
D	1126	Mottled ware	2	1	1	Rim	Hollow ware	Mottled glaze int & ext	C18th	1800 - 1900	
D	1126	Mottled ware	1	11	1	BS	Hollow ware	Mottled glaze int & ext	C18th	1800 - 1900	
D	1126	Mottled ware	1	1	1	BS	Hollow ware	Mottled glaze int & ext; raised ridge ext	C18th	1800 - 1900	
D	1126	Mottled ware	1	4	1	BS	Hollow ware	Mottled glaze on a buff body	C18th	1800 - 1900	
D	1126	Porcelain	1	7	1	Rim	Cup/bowl	Floral and geometric design ext	C18th	1800 - 1900	Chinese import
D	1126	Redware	2	21	2	BS	Flatware	Clear glaze int, red slip ext	C17th - EC18th	1800 - 1900	
D	1126	White Salt Glazed Stoneware	1	9	1	Recessed base	Plate	U/Dec	c.1720 - c.1780	1800 - 1900	
D	1126	White Salt Glazed	2	12	2	Rim	Flatware	U/Dec	c.1720 - c.1780	1800 - 1900	

Table 6. Pottery from Phase 5

Tr/Area	Context	Type	No.	Wt.	ENV	Part	Form	Decoration	Date range	CTP dep date	Notes
		Stoneware									
D	1132	Late Blackware	3	46	2	BS	Hollow ware	U/Dec	C18th	1680 - 1750	Bright orange fabric with white streaks
D	1132	Slip coated ware	1	5	1	Handle & BS	Hollow ware	Red slip ext under clear glaze	C18th	1680 - 1750	
D	1133	Blackware	1	5	1	BS	Hollow ware	Black glaze ext only	C17th	1800 - 1900	Costrel or flask
D	1133	C17th Coarseware	1	96	1	Rim	Pancheon	Clear glaze int	C17th	1800 - 1900	Very heavy rim; chipped and abraded
D	1133	Cistercian / Blackware	1	4	1	Rim	Hollow ware	Black glaze int & ext	C16th - C17th	1800 - 1900	Difficult to distinguish between Blackware and Cistercian ware
D	1133	Cistercian ware	1	1	1	Handle	Cup/tyg	Brown glaze	C16th - C17th	1800 - 1900	Could be Blackware (C17th)
D	1133	Late Blackware	1	1	1	BS	Hollow ware	Black glaze int & ext	C18th	1800 - 1900	
D	1133	Mottled Coarseware	1	9	1	BS	Hollow ware	Dark glaze int & ext	C18th	1800 - 1900	Dense red body
D	1133	Redware	2	25	2	Rim	Dish	Clear glaze int	C17th - EC18th	1800 - 1900	Chipped and abraded
D	1133	Redware type	1	7	1	BS	Dish	Clear glaze on pale buff/white slip int on an orange body int only	C17th - EC18th	1800 - 1900	Relatively unabraded
D	1133	Slip coated ware	6	151	1	Profile	Dish	Dark red slip internally under glaze giving a black finish	C18th	1800 - 1900	Wheel thrown dish; cf. Silkstone
D	1133	Slipware type 1	1	53	1	Rim	Dish	Zig-zag trailed white slip line around the rim, internally	C17th - EC18th	1800 - 1900	
D	1133	Tin Glazed Earthenware	1	7	1	BS	Flatware	U/Dec	C17th - C18th	1800 - 1900	Very heavily abraded, most of the glaze has been removed
D	1133	TP Pearlware	1	10	1	Rim	Plate	Chinese landscape and border; ?Willow	c.1780 - c.1840	1800 - 1900	
D	1157	Late Blackware	1	2	1	Rim	Hollow ware	Black glaze int & ext on a red body	C18th	1830 - 1870	
D	1157	Redware type	1	14	1	Handle	Hollow ware	Thin patchy clear glaze	C17th - C18th	1830 - 1870	Unusual form
D	1157	Slip coated Redware	2	8	2	BS	Dish	Clear glaze int on a thin layer of white slip	C17th - EC18th	1830 - 1870	
D	1157	Slipware	2	10	2	Flatware	Dish	Red slip under glaze with trailed white slip trailed lines	C18th	1830 - 1870	
D	1189	BGCW	1	78	1	Base	Hollow ware	Black shiny glaze int & ext	C18th	1800 - 1900	Hard, dense red fabric; could be a Coarse Blackware type
D	1189	BGFW	1	3	1	BS	Hollow ware	Brown glaze int & ext	C18th	1800 - 1900	
D	1189	Creamware	1	4	1	BS	Hollow ware	Relief banded vessel	c.1740 - c.1820	1800 - 1900	
D	1189	Late Blackware	1	4	1	BS & handle stump	Hollow ware	Very shiny black glaze int & ext	C18th	1800 - 1900	
D	1189	Late Blackware	9	167	1	Base & BS	Hollow ware	Black shiny glaze int & ext	C18th	1800 - 1900	cf. 1125; could be cross-joins; white deposit int
D	1189	Porcelain	1	5	1	Ring foot base	Cup/bowl	U/Dec	C18th	1800 - 1900	?Chinese
D	1189	Redware	2	12	2	BS	Bowl/dish	Clear glaze int	C17th - EC18th	1800 - 1900	Abraded
D	1189	Slip coated Redware	1	14	1	Rim & BS	Dish	Clear glaze int over white slip int	C17th - EC18th	1800 - 1900	Abraded
D	1192	BGCW	1	4	1	BS	Hollow ware	Brown glaze int & ext	C18th	1700 - 1780	Abraded, probably in water

Table 6. Pottery from Phase 5

Tr/Area	Context	Type	No.	Wt.	ENV	Part	Form	Decoration	Date range	CTP dep date	Notes
D	1192	BGCW	1	8	1	BS	Hollow ware	Brown glaze int & ext	C18th	1700 - 1780	Abraded, probably in water
D	1192	BGFW	1	3	1	BS	Hollow ware	Brown glaze int & ext	C18th	1700 - 1780	Unabraded
D	1209	Late Blackware	1	9	1	BS	Hollow ware	Brown, slightly mottled glaze int & ext	C18th	1690 - 1740	
D	1133/1157	Slip coated ware	5	69	1	Rim	Jar	Red slip int & ext on an orange fabric	C18th	1800 - 1900	Jar with overhanging rim; cf. Silkstone
		Total	1051	12736	938						

Table 6. Pottery from Phase 5

early 18th- century type. Formal tablewares were notable by their absence from these contexts, setting them apart from the others in this phase.

Contexts 1161, 1164 and 1178 included significant quantities of White Salt Glazed Stoneware (including a sherd with enamelled decoration shown in Plate 6), occasional sherds of Creamware and a possible sherd of Pearlware alongside vernacular tablewares. Residual material appeared to be somewhat rarer in these contexts than in others from the site.

Whether these distinctions represent a chronological divide into earlier 18th and mid to later 18th-century groups or whether they are the result of chance factors in the discard of pottery on the site is unclear from the data available and is an issue that might be re-examined should an opportunity for a reassessment of the stratigraphic and structural data become available.

Phase 5

The contexts ascribed to Phase 5 produced a large and diverse assemblage of pottery (Table 6) and, as elsewhere, there is some evidence of differentiation within the phase into earlier and later groups of contexts. The earlier contexts contain predominantly mid to later 18th-century wares usually with a significant residual element of 17th and earlier 18th-century pottery. The later groups include 19th-century wares alongside 17th and 18th-century material. In contrast to Phase 4, formal tablewares (White Salt Glazed Stoneware, Pearlware and Creamware) are present in significant quantities throughout the earlier sub-phase and as a residual element where 19th-century wares point to a later date of deposition. This broad division of the contexts into earlier and later sub-phases is summarised in Table 7.

Area	Earlier contexts (excluding 19th-century wares)	Later contexts (including 19th-century wares)
Tr. 18	287, 288	253, 278,
B		1020, 1022,
B1	1079, 1121, 1128, 1145, 1154, 1197	1028, 1078, 1082, 1086, 1120(?)
B1 / B2		1098, 1097(?)
B2	1049, 1077, 1095, 1116, 1122, 1131	1069, 1102, 1105,
B/D		1037
C	1056, 1111	1069, 1084, 1089, 1104,
D	1063, 1121, 1124, 1125, 1126, 1132, 1133, 1157, 1189, 1192, 1209	1099,

Table 7. Proposed chronological subdivisions within Phase 5

Within these groups there were also some indications of differentiation between individual contexts. Contexts 1020, 1022 and 1086 differed markedly in the quantities of residual 18th-century pottery with 1022 producing only occasional sherds while 1020 produced a significant quantity of White Salt Glazed Stonewares, Creamwares and Pearlwares. In this respect context 1086 resembled context 1022. It seems likely that different formation processes were responsible for the characteristics of the two types of assemblage, an issue which has proved significant in terms of early modern and recent pottery assemblages elsewhere (Cumberpatch in prep.).

Contexts 1120 and 1097 have been placed in the later group of contexts although this could be challenged for different reasons in each case. Context 1097 produced only one very small sherd of Brown Glazed Coarseware which hardly constitutes a reliable basis upon which to determine the date range of a context. In contrast, context 1120 produced a large and diverse assemblage of pottery which included 19th-century wares. It may be of significance to note that while the group includes Creamwares and Pearlwares (the latter in small quantities), Whitewares are absent and it is possible that those wares which are of 19th-century date belong to the first half of the century and predate the appearance of the Whitewares. If this is the case, then 1120 may, in chronological terms, lie between the two principal groups of contexts in Phase 5.

Phase 6

In contrast with earlier phases, the majority of contexts in Phase 6 appeared to be broadly chronologically homogeneous (Table 8). Only context 1110 stood out by virtue of its apparently earlier character and is discussed further below.

Area B and Trench 18

Contexts 214 and 1017 produced a very diverse group of pottery containing 18th and 19th-century wares, but dated by the mid to later 19th-century wares. It is probably significant that a great deal of the pottery was water-worn and appeared to have spent a considerable length of time in an active watercourse. The description of the deposit as being a 'reddish-brown silty sand levelling deposit' raises the possibility that it consisted, at least in part, of material dredged from the river for the purpose of levelling the site. It is unclear, in view of the statement 'This deposit (1017=214) was subsequently removed by machine after the recovery of the artefacts for dating purposes' (ASWYAS 2006, para 4.73), as to what proportion of the possible pottery assemblage was recovered and nor is it clear what criteria were used to structure the recovery of pottery and other finds. In view of this the group is of only limited value as a source of comparative data. Context 214 is unusual in that it produced no clay tobacco pipes, unlike context 1017 which yielded an assemblage of comparable date to the pottery.

Context 1021 was also largely removed by machine, raising the same issues as noted above in connection with context 1017 (ASWYAS 2006, para 4.74). The pottery differed from that

Tr/Area	Context	Type	No.	Wt.	ENV	Part	Form	Decoration	Date range	CTP dep date	Notes
17	215	BGCW	1	49	1	BS	Pancheon	Brown glaze int	C18th - C19th	1680 - 1780	
17	215	Blue Banded ware	1	2	1	BS	Hollow ware	Narrow blue slip lines ext	C19th	1680 - 1780	
17	215	BSGSW	2	232	1	Base	Jar/flagon	Brown stoneware	C19th	1680 - 1780	
17	215	BSGSW	2	18	1	Rim	Hollow ware	Incised lines below rim	C19th	1680 - 1780	Lid seated rim - souse jar or pickle jar
17	215	BSGSW	1	18	1	Handle & BS	Hollow ware	Thumb impressed base of handle	C18th - C19th	1680 - 1780	
17	215	BSGSW	1	7	1	BS	Hollow ware	U/Dec	C18th	1680 - 1780	
17	215	C17th Coarseware	1	24	1	BS	Open vessel	Green glaze int. only	C17th	1680 - 1780	Sooted ext
17	215	Cane Coloured ware	1	5	1	BS	Hollow ware	U/Dec	C19th	1680 - 1780	
17	215	Creamware	2	6	2	BS	Hollow ware	U/Dec	c.1740 - c.1820	1680 - 1780	One sherd crazed and discoloured
17	215	Late Blackware	4	52	5	BS	Hollow ware	Black shiny glaze int & ext; one sherd with applied strip	C18th	1680 - 1780	Hard dark red body
17	215	Late Blackware	2	26	2	BS	Hollow ware	Black shiny glaze int & ext	C18th	1680 - 1780	Brick red fabric
17	215	Mocha ware	2	7	2	BS	Hollow ware	Pale blue mocha trees on a white slip band	C19th	1680 - 1780	
17	215	Pearlware	2	35	1	Base	Mug/tankard	Footed base	c.1780 - c.1840	1680 - 1780	
17	215	Slip Banded CC ware	2	14	2	Rim & BS	Hollow ware	Diffuse blue slip bands and wider white slip bands	C19th	1680 - 1780	May be part of the Mocha ware vessel
17	215	Slip Banded CC ware	1	32	1	Rim	Bowl	Diffuse blue band below rim	M - LC19th	1680 - 1780	Folded rim with internal cavity
17	215	Slip Banded ware	1	20	1	Rim	Hollow ware	Broad blue band with narrow dark bands above and below	C19th	1680 - 1780	
17	215	Slipware type 1	1	13	1	Rim	Dish/bowl	Wavy trailed white slip line around rim	C17th - EC18th	1680 - 1780	
17	215	Stoneware	1	350	1	Base	Jar	Pale grey stoneware	C19th	1680 - 1780	
17	215	Stoneware	3	274	1	Base	Bottle	Pale grey stoneware	C19th	1680 - 1780	
17	215	Stoneware	3	32	3	BS	U/ID	Pale green stoneware	C19th	1680 - 1780	
17	215	TP Whiteware	1	19	1	BS	Jar	Printed label; BF symbol and parts of words around monogram	M - LC19th	1680 - 1780	Retailers crest; Printed '... & FOR... / ...NCHESTER'
17	215	Whiteware	1	24	1	Profile	Jar	U/Dec	C19th	1680 - 1780	Utilitarian ware jar; recessed base
18	214	BGCW	1	100	1	Base	Pancheon	Brown glaze int	C18th - C19th	Void	
18	214	Blackware	1	4	1	BS	Bottle/flask	Black glaze ext, unglazed int	C17th	Void	Water-worn
18	214	BSGSW	2	23	1	Handle	Hollow ware	U/Dec	C18th - C19th	Void	Lateral handle
18	214	BSGSW	1	9	1	BS	Hollow ware	U/Dec	C18th - C19th	Void	
18	214	Cane Coloured ware	2	6	2	BS	Hollow ware	U/Dec	C19th	Void	
18	214	Edged ware	1	7	1	Rim	Plate	Moulded edge grass pattern with blue paint	c.1810 - c.1830	Void	
18	214	Slip Banded ware	1	2	1	BS	Hollow ware	Rilled band with blue paint and brown slip lines above	C19th	Void	Water worn
18	214	Sponged ware	1	11	1	Handle	Hollow ware	Blue sponging on handle	c.1830+	Void	
18	214	Whiteware	1	6	1	Handle	Hollow ware	U/Dec	M - LC19th	Void	Crazed and discoloured, water worn
B	1017	BGCW	3	46	3	BS	Hollow ware	Brown glaze int & ext	C18th - C19th	1800 - 1900	

Table 8. Pottery from Phase 6

Tr/Area	Context	Type	No.	Wt.	ENV	Part	Form	Decoration	Date range	CTP dep date	Notes
B	1017	BGCW	7	240	7	BS	Pancheon	Brown glaze int	C18th - C19th	1800 - 1900	
B	1017	BGCW	6	304	6	BS	Pancheon	Brown glaze int	C18th - C19th	1800 - 1900	Water worn sherds
B	1017	BGCW	1	70	1	Lug handle	Jar	Brown glaze int & ext	C18th - C19th	1800 - 1900	Water worn edges
B	1017	BGCW	1	78	1	Base	Hollow ware	Brown glaze int & ext	C18th - C19th	1800 - 1900	
B	1017	BGCW	1	47	1	Strap handle	Hollow ware	Black glaze int & ext	C18th - C19th	1800 - 1900	Water worn edges
B	1017	BGCW	1	82	1	Rim	Pancheon	Brown glaze int	C18th - C19th	1800 - 1900	Sharply everted rim
B	1017	BGCW	1	72	1	Rim	Pancheon	Brown glaze int	C18th - C19th	1800 - 1900	Everted rim
B	1017	BGCW	1	197	1	Rim	Pancheon	Brown glaze int; deep groove on external edge of rim	C18th - C19th	1800 - 1900	Heavy rim; water worn edges
B	1017	BGCW	1	110	1	Rim	Pancheon	Brown glaze int; deep groove on external edge of rim	C18th - C19th	1800 - 1900	Flat topped rim; water worn edges
B	1017	Blue Banded ware	3	110	1	Ring foot base	Bowl	Rilled band with blue paint above base; underglaze painted floral design on body	EC19th	1800 - 1900	Water worn and discoloured but appears to be a Pearlware
B	1017	Blue Banded ware	1	10	1	BS	Hollow ware	Dark brown line and broad blue band ext	C19th	1800 - 1900	
B	1017	Blue Banded ware	1	6	1	BS	Hollow ware	Narrow light blue slip lines ext	C19th	1800 - 1900	Water worn edges
B	1017	Blue Banded ware	1	5	1	Rim	Bowl	Dark brown slip line below rim, broad blue band on body	C19th	1800 - 1900	Water worn edges
B	1017	Blue Bodied ware	1	4	1	BS	Hollow ware	Relief moulded decoration ext	C19th	1800 - 1900	
B	1017	Bone China	1	1	1	Rim	Hollow ware	Hand painted overglaze red design ext	C19th	1800 - 1900	
B	1017	BSGSW	3	65	1	BS	Hollow ware	Rouletted band & repeated flower-like stamped motifs	C19th	1800 - 1900	Blistered glaze, water worn
B	1017	BSGSW	1	19	1	Base	Bottle	Brown int & ext	M - LC19th	1800 - 1900	
B	1017	BSGSW	1	13	1	Rim	Dish/porringer	Incised lines below rim	C18th - EC19th	1800 - 1900	
B	1017	BSGSW	2	16	1	BS	Hollow ware	Raised ridge ext	C19th	1800 - 1900	Water worn edges
B	1017	BSGSW	1	5	1	Rim	Bowl	Everted rim, incised lines ext	C18th - C19th	1800 - 1900	Thin walled vessel
B	1017	Cane Coloured ware	1	10	1	Handle	Hollow ware	U/Dec	C19th	1800 - 1900	
B	1017	Cane Coloured ware	1	16	1	Base	?Dish	U/Dec	C19th	1800 - 1900	Water worn sherd; concentric grooves on underside
B	1017	Colour Glazed ware	1	3	1	BS	Flatware	Brown glaze int & ext, moulded rim with raised blobs	C19th	1800 - 1900	Water worn sherd
B	1017	Creamware	1	7	1	Rim	Jar	Beaded rim	c.1740 - c.1820	1800 - 1900	Some discolouration
B	1017	Creamware	6	39	6	BS	Hollow ware	U/Dec	c.1740 - c.1820	1800 - 1900	Two water worn, all discoloured
B	1017	Creamware	1	2	1	BS	Hollow ware	U/Dec	c.1740 - c.1820	1800 - 1900	Not abraded
B	1017	Creamware	1	15	1	BS	Plate	U/Dec	c.1740 - c.1820	1800 - 1900	Water worn and discoloured
B	1017	Creamware	1	12	1	Recessed base	Plate	U/Dec	c.1740 - c.1820	1800 - 1900	Water worn and discoloured
B	1017	Creamware	1	2	1	Rim	Small jar	Small beaded rim	c.1740 - c.1820	1800 - 1900	
B	1017	Creamware	1	2	1	BS	Hollow ware	U/Dec	c.1740 - c.1820	1800 - 1900	Very heavily abraded
B	1017	Edged ware	2	25	2	Rim	Plate	Moulded 'grass' pattern with blue paint on edge	c.1810 - c.1830	1800 - 1900	Water worn and discoloured
B	1017	Late Blackware	2	54	2	Base	Hollow ware	Red slip ext under dark glaze on buff	C18th	1800 - 1900	Small footed base; Water worn

Table 8. Pottery from Phase 6

Tr/Area	Context	Type	No.	Wt.	ENV	Part	Form	Decoration	Date range	CTP dep date	Notes
								body			
B	1017	Late Blackware type	1	31	1	Ring foot base	Hollow ware	All over dark glaze int & ext	C18th	1800 - 1900	Unusual base form; water worn edges
B	1017	Pearlware	1	55	1	Ring foot base	Hollow ware	U/Dec	c.1780 - c.1840	1800 - 1900	Discoloured, could be Pearlware
B	1017	Pearlware	1	15	1	Flat base	Dish	U/Dec	c.1780 - c.1840	1800 - 1900	Discoloured with some abrasion
B	1017	Pearlware	1	26	1	Footed base	Hollow ware	U/Dec	c.1780 - c.1840	1800 - 1900	Discoloured with some abrasion
B	1017	Pearlware	2	12	2	Recessed base	Plate	U/Dec	c.1780 - c.1840	1800 - 1900	Discoloured with some abrasion
B	1017	Pearlware	1	2	1	Ring foot base	?Dish	U/Dec	c.1780 - c.1840	1800 - 1900	Discoloured with some abrasion
B	1017	Pearlware	1	22	1	Rim	Plate	Moulded edge with overglaze painted detail; green and mustard coloured floral design	c.1780 - c.1840	1800 - 1900	Crazed and discoloured
B	1017	Pearlware	4	20	1	Base	Mug	Footed base with rilled band	c.1780 - c.1840	1800 - 1900	Fresh breaks
B	1017	Pearlware	1	6	1	BS	Flatware	U/Dec	c.1780 - c.1840	1800 - 1900	
B	1017	Pearlware type	1	12	1	Ring foot base	Bowl	Hand painted green leaf and brown stem design ext	LC18th - EC19th	1800 - 1900	?Pearlware or whiteware
B	1017	Porcelain	1	1	1	Rim	Cup/bowl	Blue printed geometric cellular pattern int; u/id design ext	C17th - EC18th	1800 - 1900	Chinese
B	1017	Redware	1	7	1	BS	Dish/bowl	Clear glaze int only	C17th - EC18th	1800 - 1900	Water worn edges
B	1017	Slip Banded CC ware	1	2	1	Rim	Hollow ware	Blue band below rim	C19th	1800 - 1900	
B	1017	Slipware	1	20	1	BS	Dish	Brown and yellow stripes int; red on white slip	C18th	1800 - 1900	Press moulded dish; brick red fabric with thin white streaks
B	1017	Slipware	1	5	1	BS	Hollow ware	White slip int and white slip band ext	C18th	1800 - 1900	Brick red fabric
B	1017	Sponge printed ware	1	93	1	Base	Flatware	Blue sponge print int	c.1840+	1800 - 1900	Water worn edges
B	1017	Stoneware	1	190	1	Base	Bottle	U/Dec	M - LC19th	1800 - 1900	Green stoneware with water worn edges
B	1017	Tin Glazed Earthenware	1	16	1	BS	Flatware	Hand painted floral pattern int	C17th - C18th	1800 - 1900	Water worn edges but otherwise well preserved
B	1017	TP Pearlware	1	14	1	BS	Carinated bowl	Unidentified pale blue Chinese landscape	c.1780 - c.1840	1800 - 1900	Slightly discoloured
B	1017	TP Pearlware	1	14	1	BS	Hollow ware	Unidentified pale blue Chinese landscape	c.1780 - c.1840	1800 - 1900	Water worn and discoloured
B	1017	TP Pearlware	1	2	1	Rim	Hollow ware	Unidentified pale blue Chinese landscape	c.1780 - c.1840	1800 - 1900	
B	1017	TP Pearlware	2	7	1	Rim	Plate	Unidentified frieze int; parallel fine concentric lines with chevrons at right angles	c.1780 - c.1840	1800 - 1900	
B	1017	TP Pearlware	1	17	1	BS	Hollow ware	Floral design ext	M - LC19th	1800 - 1900	
B	1017	TP Pearlware	3	33	3	Rim	Plate	Willow	c.1780 - c.1840	1800 - 1900	Abraded edges
B	1017	TP Pearlware	1	10	1	Ring foot base	Plate	Willow	c.1780 - c.1840	1800 - 1900	Water worn edges
B	1017	TP Pearlware	2	10	2	BS	Plate	Willow	c.1780 - c.1840	1800 - 1900	Water worn edges
B	1017	TP Whiteware	2	13	2	Rim	Plate	Albion	M - LC19th	1800 - 1900	

Table 8. Pottery from Phase 6

Tr/Area	Context	Type	No.	Wt.	ENV	Part	Form	Decoration	Date range	CTP dep date	Notes
B	1017	TP Whiteware	1	14	1	Profile	Plate	Unidentified dendritic and stippled design	M - LC19th	1800 - 1900	
B	1017	TP Whiteware	1	3	1	BS	Flatware	Unidentified pale blue landscape design int & ext	M - LC19th	1800 - 1900	Abraded with rounded edges
B	1017	TP Whiteware	1	9	1	Rim	Flatware	Unusual star and spot design int	M - LC19th	1800 - 1900	Water worn and crazed
B	1017	TP Whiteware	2	49	1	Rim	Plate/server	Willow	M - LC19th	1800 - 1900	Thick sherds; some water-related abrasion
B	1017	TP Whiteware	1	7	1	Rim	Shallow bowl/dish	Curvilinear design int, geometric design ext; both dark blue	M - LC19th	1800 - 1900	
B	1017	TP Whiteware	1	19	1	BS	Server	Curvilinear design int	M - LC19th	1800 - 1900	Water worn edges except where freshly broken
B	1017	TP Whiteware	2	13	1	Footring base	Plate	Willow	M - LC19th	1800 - 1900	Water worn edges
B	1017	TP Whiteware	1	1	1	Rim	Hollow ware	Blue design int & ext; unidentified	M - LC19th	1800 - 1900	Water worn
B	1017	TP Whiteware	1	2	1	BS	Hollow ware	Dark blue design ext; unidentified	M - LC19th	1800 - 1900	
B	1017	TP Whiteware	1	3	1	BS	Plate	Unidentified blue TP designs int & ext	M - LC19th	1800 - 1900	Water worn and discoloured
B	1017	White Salt Glazed Stoneware	1	15	1	Ring foot base	Hollow ware	U/Dec	c.1720 - c.1780	1800 - 1900	Water worn sherd; rounded ring foot base
B	1017	Whiteware	1	2	1	BS	Hollow ware	Blue design of unidentified type	M - LC19th	1800 - 1900	
B	1017	Whiteware type	2	3	1	BS	Dish/bowl	Yellow surfaces int & ext with hand painted overglaze abstract red design int	C19th	1800 - 1900	Unusual sherd
B	1017	YGCW	3	84	3	BS	Bowl/pancheon	White slip int with clear glaze	C18th - C19th	1800 - 1900	Water worn edges
B	1017	YGCW	1	302	1	Base	Pancheon	White slip int under clear glaze	C18th - C19th	1800 - 1900	Water worn edges
B	1021	BGFW	1	10	1	BS	Hollow ware	U/Dec	C18th	1840 - 1880	Flaked glaze, orange fabric
B	1021	Blackware	1	13	1	BS	Hollow ware	U/Dec	C17th	1840 - 1880	Thick sherd but more like Blackware than Late Blackware
B	1021	Blue Banded ware	5	28	5	BS	Hollow ware	Thin blue slip lines around body ext	C19th	1840 - 1880	
B	1021	Blue Banded ware	1	3	1	Base	Mug	Blue band above footed base	C19th	1840 - 1880	
B	1021	Blue Bodied ware	13	71	1	Rim, BS & handle	Jug	Relief moulded design with overglaze silver detailing	C19th	1840 - 1880	See also context 1105
B	1021	Blue Bodied ware	1	12	1	BS	jug	Pale blue ext, white int	C19th	1840 - 1880	
B	1021	BSGSW	1	143	1	Base	Bottle	Brown int & ext	C19th	1840 - 1880	
B	1021	BSGSW	1	14	1	BS	Bottle	Brown ext, mottled green int	C19th	1840 - 1880	
B	1021	Fine Redware	1	5	1	BS	Hollow ware	U/Dec	C18th - EC19th	1840 - 1880	
B	1021	Late Blackware type	1	3	1	BS	Hollow ware	Black glaze int & ext on white body	C18th	1840 - 1880	Unusual fabric for Late Blackware
B	1021	Late Blackware type	2	46	1	BS	Hollow ware	Black glaze int & partially ext	C18th	1840 - 1880	Rather coarser than normal late Blackware but the pattern of glaze is similar
B	1021	Late Blackware type	1	7	1	BS	Hollow ware	Black glaze int & ext	C18th	1840 - 1880	Dark orange body; slightly coarser than normal Late Blackware
B	1021	Mottled ware	1	2	1	BS	Hollow ware	Rilled band	C18th	1840 - 1880	Heavily burnt
B	1021	Pearlware	1	4	1	Handle	Hollow ware	Fluted handle	LC18th - C19th	1840 - 1880	Could be Whiteware

Table 8. Pottery from Phase 6

Tr/Area	Context	Type	No.	Wt.	ENV	Part	Form	Decoration	Date range	CTP dep date	Notes
B	1021	Pearlware type	1	8	1	Rim	Cup/bowl	Hand painted blue band and blue floral frieze ext	LC18th - C19th	1840 - 1880	Unusual sherd with a matte surface
B	1021	Stoneware	1	16	1	BS	Bottle	Green int & ext	M - LC19th	1840 - 1880	Heavily water worn
B	1021	Stoneware	1	14	1	Shoulder	Bottle	Green int & ext	M - LC19th	1840 - 1880	
B	1021	TP Whiteware	6	36	1	BS	Hollow ware	Black TP design with overglaze painted detail and caption; THE PLAYMATES	C19th	1840 - 1880	See also context 1098 for similar sherds
B	1021	TP Whiteware	2	7	2	BS	Flatware	Willow	M - LC19th	1840 - 1880	
B	1021	TP Whiteware	2	11	2	Rim	Flatware	Barker's Gem	1839 - 1893	1840 - 1880	
B	1021	TP Whiteware	1	1	1	BS	Flatware	U/ID design	M - LC19th	1840 - 1880	
B	1021	TP Whiteware	1	2	1	Rim	Hollow ware	Flow Blue style frieze int and plant motif ext	c.1835+	1840 - 1880	
B	1021	Unglazed Red Earthenware	1	23	1	Base	Flowerpot	U/Dec	C18th - C19th	1840 - 1880	
B	1021	White Ironstone type	4	110	3	Rim & BS	Flatware	Vine and grape frieze around body	M - LC19th	1840 - 1880	
C	1019	BGCW	1	42	1	BS	Hollow ware	Brown glaze int only	C18th - C19th	1840 - 1870	
C	1019	BGFW	2	22	2	Base & BS	Hollow ware	Brown glaze int only	C18th - C19th	1840 - 1870	
C	1019	BGFW	10	156	9	BS	Hollow ware	Brown shiny glaze int & partially ext	LC18th - C19th	1840 - 1870	Pattern of glazing resembles late Blackware
C	1019	BGFW	1	12	1	Rim	Dish	Brown glaze int only	C18th - EC19th	1840 - 1870	Everted rim, water worn sherd (could also be late Blackware)
C	1019	Blue Bodied ware	2	17	1	BS	Hollow ware	Relief moulded decoration ext; towers	C19th	1840 - 1870	See also ext 1017 for a very similar sherd
C	1019	BSGSW	1	7	1	BS	Hollow ware	Rouletted band ext	C19th	1840 - 1870	
C	1019	BSGSW	1	5	1	Rim	Bowl	U/Dec	C19th	1840 - 1870	Folded rim
C	1019	Cane Coloured ware	1	19	1	Ring foot base	Bowl	U/Dec	C19th	1840 - 1870	Angular ring foot base
C	1019	Cane Coloured ware	1	8	1	Handle	Hollow ware	U/Dec	C19th	1840 - 1870	Water worn sherd
C	1019	Colour Glazed ware	1	25	1	Handle & BS	Hollow ware	Streaky mottled glaze int & ext	C19th	1840 - 1870	Water worn edges
C	1019	Creamware	1	5	1	Footring base	Dish/soup bowl	U/Dec	c.1740 - c.1780	1840 - 1870	Soup plate
C	1019	Late Blackware type	12	563	12	Rim & BS	Hollow ware	Brown shiny glaze int & partially ext	LC18th - C19th	1840 - 1870	Large vessel, dark red fine fabric; one sherd with white deposit and fabric imprint
C	1019	Mocha ware	1	43	1	Rim	Bowl	Blue and white bands, blue mocha tree on cane coloured body	C19th	1840 - 1870	Folded rim with internal cavity
C	1019	Mocha ware	1	9	1	BS	Hollow ware	Blue mocha tree on a white slip band with blue line above	C19th	1840 - 1870	
C	1019	Mocha ware	1	8	1	BS	Hollow ware	Black mocha tree on a buff band	C19th	1840 - 1870	Discoloured
C	1019	Slip Banded CC ware	11	129	11	Rim & BS	Carinated bowl	Blue and white slip lines and bands ext on cane coloured body	C19th	1840 - 1870	
C	1019	Slip Banded ware	1	9	1	BS	Hollow ware	Blue band and narrow black slip lines ext	C19th	1840 - 1870	
C	1019	Stoneware	2	40	2	BS	Hollow ware	Green stoneware with iron wash band on one sherd	M - LC19th	1840 - 1870	

Table 8. Pottery from Phase 6

Tr/Area	Context	Type	No.	Wt.	ENV	Part	Form	Decoration	Date range	CTP dep date	Notes
C	1019	Whiteware	1	20	1	BS	Hollow ware	U/Dec	M - LC19th	1840 - 1870	Crazed glaze
C	1019	Whiteware	1	15	1	Rim	Dish/soup bowl	U/Dec	M - LC19th	1840 - 1870	Crazed and discoloured
C	1054	Blue Banded ware	2	11	2	BS	Hollow ware	Broad blue bands and thinner black lines	C19th	1830 - 1870	
C	1054	Blue Banded ware	1	5	1	Rim	Hollow ware	Rilled band with blue paint and dark lines above and below	LC18th - C19th	1830 - 1870	Almost a Creamware body
C	1054	Blue Banded ware	1	6	1	Rim	Hollow ware	Rilled band with dark slip lines above and below	LC18th - C19th	1830 - 1870	Almost a Creamware body
C	1054	C17th Coarseware	1	19	1	BS	Open vessel	Clear glaze int	C17th - EC18th	1830 - 1870	Sooted ext
C	1054	Creamware	1	2	1	BS	Hollow ware	Thin black slip/turned decoration ext	c.1740 - c.1820	1830 - 1870	
C	1054	Late Blackware	1	6	1	BS	Hollow ware	Black glaze int & ext	C18th	1830 - 1870	Dark orange body with thin white streaks
C	1054	Sponged ware	1	3	1	Rim	Hollow ware	Blue sponged decoration int & ext	c.1830+	1830 - 1870	
C	1054	Stoneware	1	1	1	BS	Hollow ware	Buff stoneware with a blob of dark glaze	C18th - C19th	1830 - 1870	
C	1054	TP Pearlware	1	1	1	Rim	Plate	Willow	c.1780 - c.1840	1830 - 1870	
C	1054	TP Pearlware	1	1	1	BS	Hollow ware	U/ID TP design ext	c.1780 - c.1840	1830 - 1870	
C	1054	White Salt Glazed Stoneware	1	2	1	BS	Hollow ware	U/Dec	c.1720 - c.1780	1830 - 1870	
D	1110	BGCW	1	28	1	BS	Pancheon	Black glaze int & partially ext	C18th - C19th	1840 - 1890	
D	1110	BGCW	1	21	1	BS	Hollow ware	Black glaze int & ext	C18th - C19th	1840 - 1890	
D	1110	BSGSW	1	1	1	BS	Hollow ware	U/Dec	C18th - C19th	1840 - 1890	
D	1110	BSGSW	1	3	1	BS	Hollow ware	Rouletted band ext	LC18th - C19th	1840 - 1890	
D	1110	Creamware	1	4	1	Rim	Bowl	Fluted body	c.1740 - c.1820	1840 - 1890	cf. context 1124 for sherds from a very similar vessel
D	1110	Creamware	1	1	1	Rim	Cup/bowl	U/Dec	c.1740 - c.1820	1840 - 1890	
D	1110	Creamware	1	1	1	Rim	Cup/bowl	U/Dec	c.1740 - c.1820	1840 - 1890	
D	1110	Late Blackware	1	9	1	Base	Hollow ware	Black glaze int only	C18th	1840 - 1890	Flat base with some sooting
D	1110	Late Blackware	4	6	4	Rim & BS	Hollow ware	Black glaze int & ext	C18th	1840 - 1890	
D	1110	Mottled Coarseware	1	7	1	Rim	Dish	White slip with brown mottling int	C18th - EC19th	1840 - 1890	
D	1110	Mottled ware	3	6	1	Rim	Hollow ware	Mottled glaze int & ext with white slip line on top of rim	C18th	1840 - 1890	
D	1110	Mottled ware	4	21	4	BS	Hollow ware	Honey coloured mottled ware int & ext	C18th	1840 - 1890	
D	1110	Pearlware	1	1	1	BS	Hollow ware	U/Dec	c.1780 - c.1840	1840 - 1890	Very small sherd; possible Pearlware
D	1110	Porcelain	1	1	1	BS	Hollow ware	U/Dec	C18th	1840 - 1890	Very small sherd, possibly Chinese
D	1110	Redware	1	2	1	BS	Hollow ware	Clear glaze int	C17th - EC18th	1840 - 1890	
D	1110	Slip coated ware	1	3	1	Rim	Hollow ware	Short curving trailed white slip lines on top of rim; body of pot is red slipped	C18th	1840 - 1890	
D	1110	Slipware	1	11	1	BS	Hollow ware	Thin layer of white slip int with clear glaze	C17th	1840 - 1890	Light sooting ext; hard, dense red body
D	1110	Slipware	1	7	1	BS	Dish	Thin white slip int with discoloured glaze	Undated	1840 - 1890	

Table 8. Pottery from Phase 6

Tr/Area	Context	Type	No.	Wt.	ENV	Part	Form	Decoration	Date range	CTP dep date	Notes
D	1110	Slipware type 1	1	21	1	Rim	Dish	White trailed linear slip design internally	C17th - EC18th	1840 - 1890	
D	1110	Stoneware	1	24	1	Base	Bottle	Green stoneware	M - LC19th	1840 - 1890	
D	1110	Tin Glazed Earthenware	1	2	1	BS	Flatware	Blue concentric lines int	C17th - C18th	1840 - 1890	
D	1110	YGCW	1	3	1	Rim	Dish	Trace of clear glaze int	C17th - C18th	1840 - 1890	Heavily abraded
		Total	307	6278	267						

Table 8. Pottery from Phase 6

Tr/Area	Context	Type	No.	Wt.	ENV	Part	Form	Decoration	Date range	CTP dep date	Notes
17	218	BGCW	1	53	1	BS	Pancheon	Brown glaze int	C18th - C19th	Void	
17	218	Blackware	1	5	1	BS	Hollow ware	Black glaze int & ext	C17th	Void	
17	218	Bone China	3	4	1	Rim	Flatware	U/Dec	C19th	Void	
17	218	Coal Measures Purple ware	1	69	1	Rim & handle	Jar	Brown/purple patchy glaze and finger impressed rim	C15th - C16th	Void	
17	218	Coal Measures Purple ware	1	64	1	Handle & BS	Jar	Brown-purple glaze ext	C16th - C17th	Void	Closer to early BGCW in finish but fabric is a Coal Measures type
17	218	Slip Banded ware	1	5	1	BS	Hollow ware	Brown slip lines ext	C19th	Void	
17	218	Slipware	1	5	1	BS	Hollow ware	White slip int on an orange body; embossed band int	C18th - C19th	Void	Orange body with white streaks
17	218	Stoneware	1	31	1	Rim	Lid	Green stoneware	C19th	Void	Water worn
17	218	White Salt Glazed Stoneware	1	6	1	Ring foot base	Bowl	U/Dec	c.1720 - c.1780	Void	Angular ring foot base
17	218	YGCW	1	73	1	Rim	Pancheon	White slip int under clear glaze int, unslipped band on rim	C18th - C19th	Void	Water worn
17	322	BGCW	4	91	1	BS	Hollow ware	Black glaze int & partially ext	LC17th - C18th	Void	Distinctive streaky coarse tempered fabric
17	322	BGFW	1	4	1	BS	Hollow ware	Black glaze int & ext	C18th	Void	
17	322	BSGSW	1	137	1	Base	Hollow ware	U/Dec	M - LC19th	Void	
17	322	BSGSW	3	4	1	BS	Hollow ware	Rouletted band ext	C18th - C19th	Void	
17	322	Mottled Coarseware	2	18	2	BS	Hollow ware	Light mottled glaze int, dark glaze ext	C18th	Void	
17	322	Slip coated ware	1	6	1	Rim	Plate	Dark slip under glaze	C18th	Void	Thrown plate
17	322	Slipware	1	5	1	Rim	Flatware	Yellow (white) slip stripe around rim	C18th	Void	
17	322	TP Whiteware	1	28	1	Base	Server	Willow	M - LC19th	Void	
A	1029	BGCW	2	52	2	BS	Pancheon	Brown glaze int	C18th - C19th	1830 - 1870	
A	1029	BGCW	4	143	3	Rim & BS	Pancheon	Brown glaze int	C18th - C19th	1830 - 1870	Abraded edges; water worn
A	1029	BGCW	1	15	1	BS	Pancheon	Brown glaze int	C18th - C19th	1830 - 1870	Abraded edges, may be water worn, may be deliberately smoothed
A	1029	BGCW	2	24	2	BS	Hollow ware	Brown glaze int & ext	C18th - C19th	1830 - 1870	
A	1029	Blue Banded ware	1	5	1	BS	Hollow ware	Blue bands and a relief moulded line ext	C19th	1830 - 1870	
A	1029	Blue Banded ware	1	1	1	BS	Hollow ware	Rilled band with blue paint ext	C19th	1830 - 1870	
A	1029	Bone China	2	2	2	Rim	Cup/bowl	Chinese landscape ext; Chinese style border int	C19th	1830 - 1870	
A	1029	Bone China	1	2	1	Rim	Flatware	U/Dec	C19th	1830 - 1870	Abraded and discoloured
A	1029	Bone China	2	10	2	BS	Flatware	U/Dec	C19th	1830 - 1870	Abraded and discoloured
A	1029	BSGSW	1	13	1	BS	Hollow ware	U/Dec	C19th	1830 - 1870	Water worn and abraded
A	1029	BSGSW	1	2	1	Handle	Hollow ware	Ridged handle	C19th	1830 - 1870	
A	1029	BSGSW	1	31	1	Handle	Hollow ware	Shallow groove in centre of handle	C18th - C19th	1830 - 1870	
A	1029	Creamware	1	10	1	BS	Flatware	U/Dec	c.1740 - c.1820	1830 - 1870	Water worn and slightly abraded
A	1029	Creamware	1	2	1	Rim	Plate	U/Dec	c.1740 - c.1820	1830 - 1870	

Table 9. Pottery from Phase 7

Tr/Area	Context	Type	No.	Wt.	ENV	Part	Form	Decoration	Date range	CTP dep date	Notes
A	1029	Edged ware	1	12	1	Profile	Plate	Wavy edge with dark blue paint; shallow relief moulding	c.1810 - c.1830	1830 - 1870	
A	1029	Late Blackware	1	27	1	Base	Hollow ware	Black glaze int	C18th	1830 - 1870	Water worn body
A	1029	Late Blackware	5	28	5	BS	Hollow ware	Black glaze int & partially ext	C18th	1830 - 1870	Some water worn
A	1029	Pearlware	1	27	1	Footring base	Plate	U/Dec	LC18th - EC19th	1830 - 1870	Bluish tint but also abraded
A	1029	Slip Banded CC ware	1	10	1	BS	Hollow ware	White slip lines ext	C19th	1830 - 1870	Some abrasion
A	1029	Slip Banded CC ware	1	3	1	Rim	Hollow ware	Brown slip lines below rim	C19th	1830 - 1870	Some abrasion
A	1029	Slip Banded ware	1	5	1	BS	Carinated bowl	Blue band, brown and grey slip lines ext	C19th	1830 - 1870	Abraded edges; water worn
A	1029	Stoneware	1	11	1	BS	Hollow ware	U/Dec	M - LC19th	1830 - 1870	Green stoneware
A	1029	TP Whiteware	1	43	1	Footring base	Plate	Eton College	M - LC19th	1830 - 1870	Water worn, crazed and abraded; could be Pearlware
A	1029	TP Whiteware	2	16	2	BS	Hollow ware	Chinese landscape ext	M - LC19th	1830 - 1870	Slightly abraded
A	1029	TP Whiteware	1	11	1	Rim	Plate	Willow	M - LC19th	1830 - 1870	Abraded and water worn
A	1029	TP Whiteware	1	1	1	Rim	Hollow ware	Criss-cross ribbon design int & ext	M - LC19th	1830 - 1870	
A	1029	TP Whiteware	1	3	1	Rim	Hollow ware	Flow Blue style frieze int and plant motif ext	c.1835+	1830 - 1870	
A	1029	TP Whiteware	1	6	1	BS	Hollow ware	Floral design ext	M - LC19th	1830 - 1870	Crazed and discoloured
A	1029	TP Whiteware	1	3	1	BS	Hollow ware	Architectural design ext	M - LC19th	1830 - 1870	Water worn
A	1029	TP Whiteware	1	12	1	Handle & BS	Hollow ware	Vine leaf and grape frieze internally	M - LC19th	1830 - 1870	Abraded edges; water worn
A	1029	Whiteware	4	27	4	BS	Hollow ware	U/Dec	M - LC19th	1830 - 1870	Slightly discoloured, some evidence of water abrasion
B2	1051	BGCW	1	58	1	Rim	Pancheon	Brown glaze int; deep groove on outside of rim	C18th - C19th	1830 - 1870	
B2	1051	BGCW	1	24	1	BS	Hollow ware	Brown glaze int only	C18th - C19th	1830 - 1870	Probably a later (C19th) example
B2	1051	BGCW	1	31	1	Base	Hollow ware	Brown glaze int	C18th - C19th	1830 - 1870	Use wear on underside
B2	1051	BGCW	1	32	1	BS	Hollow ware	Brown glaze int & ext, rilled body	C18th - EC19th	1830 - 1870	
B2	1051	BGFW	2	10	2	BS	Hollow ware	Brown glaze int & ext	C18th - EC19th	1830 - 1870	Abraded
B2	1051	Blackware type	1	9	1	BS	Hollow ware	Black glaze int & ext	C17th - C18th	1830 - 1870	Hard dense dark red fabric
B2	1051	Blackware type	1	10	1	Handle	Hollow ware	Black glaze	C18th	1830 - 1870	Probably late Blackware
B2	1051	Blue Banded ware	1	2	1	Rim	Hollow ware	Blue slip lines around body	C19th	1830 - 1870	
B2	1051	Bone China	1	4	1	Rim	Flatware	U/Dec	C19th	1830 - 1870	
B2	1051	Bone China	1	14	1	Spout	Teapot	Hand painted floral style design	c.1780 - c.1840	1830 - 1870	Finish resembles Pearlware
B2	1051	BSGSW	2	23	2	BS	Hollow ware	Incised lines ext	C18th	1830 - 1870	Pale brown salt glaze ext
B2	1051	Coarse Blackware type	1	26	1	BS	Hollow ware	Black glaze int & ext	C18th	1830 - 1870	Harder, denser fabric than normal BGCW also with thin white streaks
B2	1051	Creamware	2	5	2	BS	Hollow ware	U/Dec	c.1740 - c.1820	1830 - 1870	
B2	1051	Late Blackware	1	5	1	BS	Hollow ware	Black glaze int & ext	C18th	1830 - 1870	
B2	1051	Mottled Coarseware	1	26	1	BS	Hollow ware	Mottled glaze int	C18th	1830 - 1870	White concretion ext; may affect weight

Table 9. Pottery from Phase 7

Tr/Area	Context	Type	No.	Wt.	ENV	Part	Form	Decoration	Date range	CTP dep date	Notes
B2	1051	Mottled ware	1	17	1	BS	Mug/tankard	Rilled band on lower body; mottled glaze int & ext	C18th	1830 - 1870	
B2	1051	Pearlware	1	2	1	Base	U/ID	U/Dec	c.1780 - c.1840	1830 - 1870	
B2	1051	Porcelain	1	1	1	Rim	Cup/bowl	Blue design ext; smudged	C18th	1830 - 1870	Very thin walled vessel; Chinese
B2	1051	Redware	1	5	1	BS	Flatware	Clear glaze int	C17th - EC18th	1830 - 1870	Abraded and flaked sherd
B2	1051	Redware type	1	5	1	BS	Dish/bowl	Thin layer of pale orange slip int on an orange fabric	C17th	1830 - 1870	Heavily abraded
B2	1051	Slipware type 1	1	35	1	BS	Dish	Trailed white slip decoration int	C17th - EC18th	1830 - 1870	Knife trimmed ext
B2	1051	Stoneware	4	58	1	Recessed base	Hollow ware	Fine grey stoneware; grey ext, white int	C19th	1830 - 1870	Decorative stoneware, not utilitarian
B2	1051	Stoneware	4	55	4	BS	Bottle	Green and buff stoneware	C19th	1830 - 1870	Three green, one pale grey-green
B2	1051	Tin Glazed Earthenware	1	2	1	BS	Flatware	All glaze removed	C17th - C18th	1830 - 1870	
B2	1051	TP Whiteware	1	7	1	Handle	Jug	Fibre or Sea Leaf dendritic design on handle	M - LC19th	1830 - 1870	
B2	1051	TP Whiteware	1	17	1	Rim	Plate	Willow	M - LC19th	1830 - 1870	
B2	1051	Westerwald stoneware	1	2	1	BS	Hollow ware	Trace of blue decoration	C17th	1830 - 1870	
B2	1051	White Salt Glazed Stoneware	1	12	1	Profile	Plate	Moulded plate rim	c.1720 - c.1780	1830 - 1870	
B2	1051	White Salt Glazed Stoneware	2	5	2	BS	Hollow ware	U/Dec	c.1720 - c.1780	1830 - 1870	
B2	1051	Yellow ware type	1	14	1	Rim	Dish	Clear glaze int on a white-buff fabric	C17th	1830 - 1870	Flaked and abraded sherd
B2	1194	Redware	2	104	1	Rim	Dish	U/Dec	C17th - C18th	Void	Burnt internally; knife trimmed base ext
		Total	114	1785	102						

Table 9. Pottery from Phase 7

Tr/Area	Context	Type	No.	Wt.	ENV	Part	Form	Decoration	Date range	CTP dep date	Notes
2	196	BSGSW	1	8	1	Strap handle	Jug/mug	Mottled brown glaze	C18th	Void	
2	196	C17th Coarseware	1	26	1	Rim	Hollow ware	U/Dec	C17th	Void	Heavily abraded, coarse fabric
2	197	BGCW	1	1	1	BS	U/ID	Brown glaze	C17th - C18th	Void	Flake
2	197	BGFW	1	9	1	Rim	Hollow ware	Streaky brown glaze int & ext	LC17th - C18th	Void	Clubbed rim
2	197	Blackware	1	15	1	Rim & spout	Jug/lobed bowl	U/Dec	C17th	Void	Either a wide pulled spout or a lobed bowl
2	197	Late Blackware	1	3	1	BS	Hollow ware	Very shiny black glaze int & ext	C18th	Void	Buff body, black glaze
2	197	Slip coated ware	1	24	1	Footed base	Hollow ware	Red slip int on buff-orange body under glaze	C18th	Void	
4	167	Blackware	1	19	1	Rim	Jar	Metallic purple glaze int & ext	C17th	1630 - 1700	Clubbed rim
4	167	Blackware	1	2	1	BS	Hollow ware	Metallic purple glaze int & ext	C17th	1630 - 1700	
4	186	BSGSW	1	541	1	Profile	Bottle	U/Dec	M - LC19th	1680 - 1720	Wide mouthed bottle
4	186	BSGSW	1	397	1	Base & body	Bottle	U/Dec	March 12th 1850	1680 - 1720	Stamped date mark ext (registration of design); with maker's name '****WOOD & Co'
4	186	Stoneware	2	570	1	Profile	Bottle	U/Dec	M - LC19th	1680 - 1720	Green stoneware
4	186	Stoneware	1	775	1	Profile	Bottle	U/Dec	M - LC19th	1680 - 1720	Buff stoneware
4	186	Stoneware	1	458	1	Profile	Bottle	U/Dec	M - LC19th	1680 - 1720	Green stoneware
4	186	Stoneware	1	678	1	Profile	Bottle	U/Dec	M - LC19th	1680 - 1720	Buff stoneware
4	186	Stoneware	1	261	1	Profile	Bottle	U/Dec	M - LC19th	1680 - 1720	Buff stoneware
4	186	Stoneware	1	693	1	Profile	Bottle	U/Dec	M - LC19th	1680 - 1720	Buff stoneware
4	186	Stoneware	1	719	1	Body	Bottle	U/Dec	M - LC19th	1680 - 1720	Buff stoneware; complete except for rim & neck
4	186	Stoneware	1	117	1	Rim & shoulder	Bottle	U/Dec	M - LC19th	1680 - 1720	Buff stoneware
4	190	Coal Measures type ware	1	45	1	BS	Cistern	Mottled glaze int and ext	C15th - C16th	1750 - 1900	
4	190	Early Yellow ware	1	3	1	BS	Hollow ware	Yellow glaze int & ext	C17th	1750 - 1900	
4	190	Late Medieval Gritty ware	1	3	1	BS	Hollow ware	U/Dec	C15th - EC16th	1750 - 1900	
5	180	BGCW	1	1	1	BS	Hollow ware	Brown glaze on one side	LC17th - EC19th	1640 - 1680	Very small abraded sherd
5	180	Blackware type	5	36	5	BS	Hollow ware	Dark brown glaze int & ext	C17th	1640 - 1680	Appears to be C17th Blackware, includes a possible half pot disc
5	180	Blackware type	1	12	1	Handle	Hollow ware	Dark brown glaze	C17th	1640 - 1680	Discoloured and abraded
5	180	C17th Coarseware	1	3	1	BS	Hollow ware	Clear glaze int	C17th	1640 - 1680	Abraded
5	180	Redware	3	32	3	Rim	Pancheon	Clear glaze int	C17th - EC18th	1640 - 1680	
5	180	Redware	5	13	5	BS	Open vessels	Clear glaze int	LC17th - C18th	1640 - 1680	Very heavily abraded with rounded edges
5	180	Redware	1	10	1	Rim	Dish/bowl	Clear glaze int	C17th - EC18th	1640 - 1680	Heavily abraded
5	180	Redware	2	17	2	BS	Dish/bowl	Clear glaze int	C17th - EC18th	1640 - 1680	
6	164	BGFW	1	4	1	BS	Hollow ware	Mottled brown glaze int & ext	C17th - EC18th	Void	Hard red fabric, patchy glaze int & ext
6	164	Purple Glazed ware	2	17	2	BS	Hollow ware	Purple glaze int & ext	C17th - EC18th	Void	

Table 10. Pottery from unphased contexts

Tr/Area	Context	Type	No.	Wt.	ENV	Part	Form	Decoration	Date range	CTP dep date	Notes
		type									
6	164	Redware type	1	29	1	Base	Hollow ware	Clear glaze int and ext	C17th - EC18th	Void	Footed base
6	164	Yellow ware	1	1	1	BS	Hollow ware	Clear glaze on white slip int & ext	C17th	Void	Heavily flaked
8	141	C17th Coarseware type	1	38	1	BS	Bowl/dish	Patchy clear glaze int	C17th - EC18th	Void	Black deposit ext; finer than normal C17th Coarseware but with similar inclusions
8	141	Late Blackware	1	17	1	BS	Hollow ware	Black glaze int & partially ext	C18th	Void	
8	141	Redware	1	6	1	BS	Dish/bowl	Clear glaze int	C17th - EC18th	Void	
8	141	Stoneware	1	131	1	Base & body	Bottle	U/Dec	M - LC19th	Void	Part of maker/retailer stamp on base; R. .../ BOW...'
14	291	White Ironstone	2	340	2	Rim	Flatware	U/Dec	M - LC19th	Void	Very large vessel/object
15	231	Bone China	1	15	1	Handle & BS	Jug?	Moulded lobate body, angular handle	M - LC19th		
15	231	BSGSW	1	25	1	BS	Hollow ware	Brown ext, green int	C19th		
15	259	Blue Banded ware	1	73	1	Base	Large mug	Narrow blue slip lines ext. footed base	M - LC19th	Void	Crazed and discoloured
15	259	Blue Banded ware	1	68	1	Profile	Pedestal base vessel	Narrow blue slip lines ext	M - LC19th	Void	
15	259	Bone China	2	16	1	Rim	Plate	Gold overglaze lines int	M - LC19th	Void	
15	259	BSGSW	1	654	1	Profile	Bottle	U/Dec	C19th	Void	Stamped 'T. Parker' above base
15	259	BSGSW	1	569	1	Profile	Bottle	U/Dec	C19th	Void	Stamped 'J. Shepherd / Northallerton' above base
15	259	BSGSW	1	31	1	BS	Hollow ware	Rouletted and stamped decoration ext	C19th	Void	
15	259	TP Pearlware	6	123	4	Rim & Base	Plate	Asiatic Pheasants	c.1780 - c.1840	Void	
15	259	TP Pearlware	2	91	2	Profile	Plate	Willow	c.1780 - c.1840	Void	Tripod stilt scar on underside of one plate
15	259	TP Pearlware	1	21	1	Footring base	Plate	Rural scene	c.1780 - c.1840	Void	Unidentified design
15	259	TP Pearlware	3	244	1	Base	Large mug	Childhood scenes in panels ext separated by geometric design	c.1780 - c.1840	Void	Sepia coloured print
15	259	TP Pearlware	1	23	1	Footring base	Plate	Unidentified eastern garden design	1826-41	Void	Partial maker's mark on underside; See Lawrence 1974:221-224, Fig. 265 / Belle Vue Pottery, Hull
15	259	TP Whiteware	2	54	1	Profile	Saucer	Grey TP Chinese landscape design with overglaze coloured detailing	M - LC19th	Void	
15	259	TP Whiteware	1	40	1	Rim	Saucer	Grey Chinese style floral design with overglaze detailing	M - LC19th	Void	
15	259	TP Whiteware	2	241	1	Profile	Plate	Alexandra pattern	1860 - 1900	Void	PEARL STONE CHINA / ALEXANDRA / WEDGWOOD & Co printed over stamped 'WEDGWOOD'
15	259	TP Whiteware	1	227	1	Profile	Plate	Alexandra pattern	1860 - 1900	Void	PEARL STONE CHINA / ALEXANDRA / WEDGWOOD & Co printed over stamped

Table 10. Pottery from unphased contexts

Tr/Area	Context	Type	No.	Wt.	ENV	Part	Form	Decoration	Date range	CTP dep date	Notes
											'WEDGWOOD'
15	259	TP Whiteware	2	173	2	Footring base	Plate	Green floral design & geometric frieze around rim	M - LC19th	Void	Fine quality green printed design
15	259	TP Whiteware	1	85	1	Footring base	Plate	FLORENTINE	1843 - 1855	Void	Makers mark; 'T.J & J.M ...' inside garter and leaf pattern: T.J & J. Mayer, Burslem, Staffordshire
15	259	TP Whiteware	1	141	1	Profile	Plate	Asiatic Pheasants; some bluing of the glaze	M - LC19th	Void	Partial makers mark on underside including stamped initials SB - ?Samuel Barker, Don Pottery
15	259	TP Whiteware	1	10	1	Rim	Bowl	Chinese pagoda ext; Chinese landscape style border int	M - LC19th	Void	
15	259	TP Whiteware	1	25	1	Rim	Plate	Rural scenes in cartouches around rim separated by stylised leaf motifs	M - LC19th	Void	Brown TP design
15	259	TP Whiteware	1	17	1	Rim	Bowl	Floral frieze int; stylised scroll pattern ext with rural scenes with cows	M - LC19th	Void	Unidentified design
15	259	TP Whiteware	1	23	1	Base	Hollow ware	Fibre pattern int	M - LC19th	Void	
15	259	TP Whiteware	1	41	1	Profile	Plate	Curvilinear purple frieze with fine yellow lines inside rim	M - LC19th	Void	
16	315	Redware	1	20	1	Rim	Dish/bowl	Clear glaze int	C17th - EC18th	Void	Flaked glaze
16	320	Coarse Late Blackware	1	75	1	BS	Hollow ware	Blackware pattern glaze on a coarseware body	C18th	1750 - 1900	
19	132	Early Yellow ware	1	39	1	Rim	Open vessel	White slip int under clear glaze	C17th	Void	Cf. Wrenthorpe Fig 65:269
D	1163	Blackware	1	1	1	Rim	Hollow ware	U/Dec	C17th	Void	
D	1163	Coarse Blackware	1	24	1	Footed base	Hollow ware	Black glaze int	C18th	Void	Footed base
D	1163	Mottled ware type	1	4	1	BS	Hollow ware	Streaky mottling	C18th	Void	
D	1163	Redware	1	5	1	BS	Dish	Clear glaze int	C17th - EC18th	Void	
D	1163	White Salt Glazed Stoneware	1	6	1	Ring foot base	Hollow ware	U/Dec	c.1720 - c.1780	Void	
D	1163	White Salt Glazed Stoneware	1	6	1	Handle	Hollow ware	U/Dec	c.1720 - c.1780	Void	
D	1163	White Salt Glazed Stoneware	1	2	1	Rim	Hollow ware	Groove below rim	c.1720 - c.1780	Void	
D	1163	White Salt Glazed Stoneware	1	1	1	BS	Hollow ware	U/Dec	c.1720 - c.1780	Void	
		Total	101	9287	93						
15	259	Mottled Coarseware type	1	N/A	1	Body	Cistern	Partial black glaze	C18th	Void	A large, almost complete cistern; too heavy to weigh

Table 10. Pottery from unphased contexts

from 214/1017 in lacking the evidence for hydraulic abrasion but was otherwise broadly similar in its date range and character.

Area C and Trench 17

Context 215 produced an unremarkable group of mid to later 19th-century pottery which was dominated by utilitarian and kitchen wares. The most notable feature was the discrepancy between the date of the pottery and the date of the clay tobacco pipes.

Only two contexts in Area C produced pottery, 1019 and 1054, the former being equivalent to 215. Both groups were of mid to later 19th-century date and included small quantities of residual material. The clay tobacco pipes were broadly compatible in terms of date to the pottery and the odd situation noted in connection with context 215 was not repeated in Area C.

In contrast with the earlier phases, the pottery assemblage from Phase 7 was somewhat less significant, although a programme of refitting to investigate the site formation processes which included all the pottery from the site might be highly informative. As noted above, this was precluded by financial constraints and by the fact that the pottery assemblage was unmarked.

Area D

Only one context (1110) in Area D produced a pottery assemblage and this is described in the site narrative as a 'demolition layer (ASWYAS 2006, 4.200). With the exception of a single stoneware bottle base the assemblage appears to be somewhat earlier than that from Phase 6 generally and could easily be attributed to Phase 5 or even the later sub-phase within Phase 4. In contrast the clay tobacco pipes appear to date to the middle or later 19th century. Given the evidence from Sheffield which indicates the systematic and deliberate use of domestic refuse as raw material by the building industry (Cumberpatch, in prep.), the possibility must exist that this deposit was laid down with a view to levelling or otherwise improving the site prior to its reuse. This might account for the earlier date of the pottery but leaves unresolved the question of the discrepancy between the dates ranges of the clay tobacco pipes and the pottery.

Phase 7

In general, the pottery from Phase 7 differed little in its general characteristics from that in Phase 6 (Table 9). Occasional sherds of later medieval pottery were present (e.g. context 218) along with larger quantities of post-medieval and early modern wares in all contexts (but most abundantly in context 218). Clay tobacco pipe fragments were absent from contexts 218 and 322 but given the pottery evidence, it seems unlikely that this was anything other than a chance factor.

Trench 17

Two contexts in Trench 17 produced pottery: 218 and 322. As noted above, these included a high proportion of residual sherds but no clay tobacco pipes. Context 218, the backfill of the cut for a brick wall (context 210) included some sherds which showed signs of abrasion in an active watercourse. It seems likely that the backfill included material either directly from the nearby beck or from deposits which had previously been created using such material. Context 322 differed in its composition in that no water-worn sherds were present and it is probable that the material used to create it came from a different source to that which constituted context 218.

Area A

For the reasons set out in the site narrative (ASWYAS 2006, para 4.67) very little of Area A was excavated and context 1029 is described as a ‘clinker-rich deposit’ underlying the concrete foundation for a cobbled surface (ASWYAS 2006, para 4.69). The pottery assemblage consisted of mid to later 19th-century material with a small residual component, none of it predating the 18th century.

Area B2

Two contexts in Area B2 produced pottery, although one of them (1194) was insignificant in that it contained only one sherd of 17th or early 18th-century Redware. In contrast, context 1051, the backfill of a service trench produced a significant assemblage of mid to later 19th-century date but which included considerable quantities of residual material, presumably derived from the immediate area or from the pipe trench itself.

Unphased contexts

A number of contexts remained unphased (Table 10) but by considering the character of the pottery recovered from them it has been possible to propose possible phases to which they belonged (Table 11). A re-evaluation of the stratigraphic and structural information may allow these contexts to be brought within the site narrative.

Context	Proposed phase	Notes
190	2 or 3	Later medieval and post-medieval pottery
167	3	Seventeenth century Blackware
180	3	Seventeenth to early 18th-century
164	3, possibly 4	Seventeenth to early 18th-century wares
196 & 197	4	Seventeenth and 18th-century wares
1163	5 (early)	Eighteenth-century wares, including White Salt Glazed stoneware
141	6 or 7 (possibly 5)	Nineteenth-century stoneware with residual early modern wares
186	6 or 7	A group of stoneware bottles
231	6 or 7	Nineteenth-century wares

259	6 or 7	Later eighteenth and 19th-century wares including large cistern body
291	6 or 7	One sherd only
315	Unphased	One early modern sherd only
320	Unphased	One 18th-century sherd only
132	Unphased	One 17th-century sherd only

Table 11. Unphased contexts with phasing suggested by the pottery assemblage

Context 259 is worthy of note in that it consists of the backfill of a cellar which included the substantially complete cistern shown in Plate 13. The survival of such a vessel in a context where the average weight of sherds was 106g might imply that the vessel had been in use in the cellar prior to its infilling and that it thus represents an aspect of the use of the cellar during the lifetime of the building rather than part of the infill which was presumably brought from elsewhere. If this is the case then it may indicate that the cellar was in use during the 18th century rather than later.

Unstratified pottery

The unstratified pottery is listed in Table 12. The range of wares included examples of many of the later post-medieval, early modern and recent types from the site, although nothing predating the Cistercian wares. One stoneware base bore a stamped maker's or retailer's mark above the base reading 'R. Robinson/Bowling'.

5 Conclusions

It is unfortunate that the phasing of the site proposed in this report cannot be evaluated with respect to the stratigraphic and structural report (ASWYAS 2006) in the usual manner. While it is to be hoped that this will take place at some time in the future it means that, in the interim, the conclusions drawn from the pottery assemblage remain, to some extent, speculative. In this respect the pottery report is perhaps less informative than it might otherwise have been, although from a wider perspective the results are of considerable interest.

The examination of the assemblage has highlighted a number of the issues surrounding the production, circulation and consumption of pottery in the post-medieval and early modern periods in West Yorkshire. In particular it highlights the importance of understanding the nature of the transformation which is represented by the changing character of the medieval and post-medieval pottery industry and its products. As has been discussed elsewhere (Cumberpatch 2003) this is not a matter of technological innovation alone but is part of a much wider social transformation within which material culture of all kinds (from small portable artefacts to houses and workplaces) was centrally involved (Johnson 1996).

The rich archaeological record in the modern counties of South and West Yorkshire offers an excellent opportunity to examine the post-medieval and early modern pottery industry in detail, drawing upon the evidence from excavated production sites and consumer sites (even allowing for the fact that many sites remain unpublished) and from documentary sources.

Historical and (to a lesser extent archaeological), studies of other crafts and industries (notably cloth manufacture and metalworking) have contributed in some detail to our understanding of the pre-industrial and industrial social and economic structures and their transformation from craft to industry. It is evident that the data available pertaining to the pottery industry offers the opportunity to contribute to such studies. The quality of work on the later 18th and 19th-century potteries (Cox and Cox 2001; Griffin 2001; 2005) is a challenge to document and interpret the archaeological evidence for both earlier and contemporary potteries that are less well known from historical documentation (Cumberpatch 2004b; 2006a). It remains a matter of extreme regret that such issues are covered in only the most superficial manner in the recent attempt to provide a research framework for archaeology in Yorkshire (Manby, Moorhouse and Ottaway 2003), in contrast to the attention that they have received in a comparable exercise undertaken in the East Midlands (Cooper 2006).

Abbreviation	
BGCW	Brown Glazed Coarseware
BGFW	Brown Glazed Fineware
BSGSW	Brown Salt Glazed Stoneware
CBM	Ceramic building material
CTP	Clay tobacco pipes
ext	externally
incs	Inclusions
int	internally
Slip Banded CC ware	Slip Banded Cane Coloured ware
TP	Transfer printed
U/D	Undetermined (weight)
URE	Unglazed Red Eathenware
Wrenthorpe	Moorhouse and Slowikowski 1992
WSGSW	White Salt Glazed Stoneware
YGCW	Yellow Glazed Coarseware

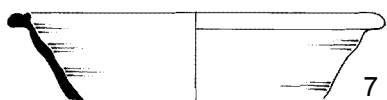
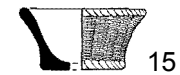
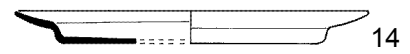

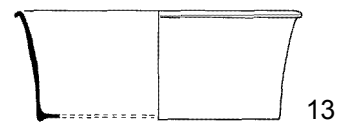
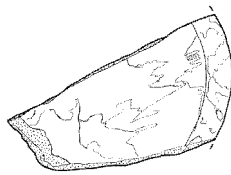
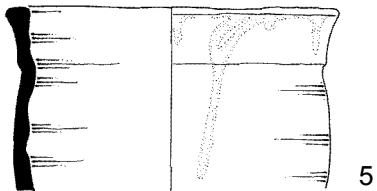
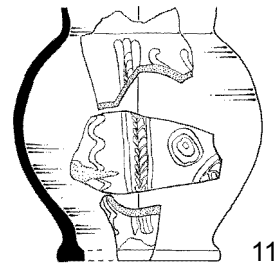


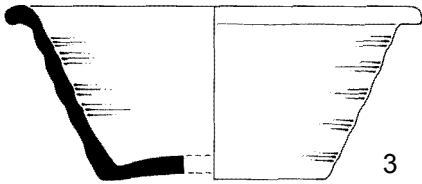
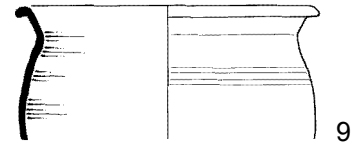

Table 13. Key to abbreviations used in the pottery data tables

Tr/Area	Type	No.	Wt.	ENV	Part	Form	Decoration	Date range	Notes
6	Blackware	1	2	1	BS	Hollow ware	Black glaze int & ext	C17th	
6	C17th Coarseware	1	43	1	Base	Hollow ware	Clear glaze int	C17th	
6	Midlands Purple type ware	1	8	1	BS	Hollow ware	Purple glaze int & ext	C16th - C17th	
14	Stoneware	1	433	1	Profile	Bottle	U/Dec	M - LC19th	Buff stoneware
17	? Creamware	1	9	1	BS	Flatware	U/Dec	?c.1840 - c.1820	Very heavily abraded and discoloured; water-worn
17	BGCW	1	13	1	BS	Pancheon	U/Dec	C18th - C19th	
17	Creamware	1	9	1	Footring base	Plate	U/Dec	c.1740 - c.1820	
17	Edged ware	1	8	1	Rim	Plate	Low relief moulded 'Grass' pattern with blue paint	c.1810 - c.1830	
17	Late Blackware	1	7	1	BS	Hollow ware	U/Dec	C18th	
17	Pearlware	1	6	1	Footed base	Mug	Footed base with groove above	LC18th - C19th	
17	Pearlware	1	5	1	Base	Flatware	U/Dec	c.1780 - c.1840	Discoloured
17	Stoneware	1	7	1	BS	Jar/flagon	Green stoneware	M - LC19th	
17	Stoneware	1	2	1	BS	Jar/flagon	Grey stoneware; fluted ext	M - LC19th	
17	TP Whiteware	1	21	1	Rim	Plate	TP pattern of grasses int	M - LC19th	Abraded and discoloured, probably water-worn
17	Whiteware	1	12	1	Rim	Hollow ware	Simple rim	M - LC19th	Discoloured and crazed
U/ID	?Slipware	1	25	1	Rim	Dish	Blistered and discoloured clear glaze int	C17th - EC18th	
U/ID	BGCW	2	35	2	BS	Hollow ware	Patchy brown glaze int & ext	LC16th - C17th	Early BGCW
U/ID	BGCW	1	16	1	BS	Hollow ware	Patchy mottled brown glaze int & ext	C16th - C17th	Early BGCW
U/ID	BGCW type	1	10	1	BS	Hollow ware	Mottled pale brown glaze int & ext	C16th - EC17th	Early BGCW
U/ID	BGFW type	1	10	1	BS	Hollow ware	Brown glaze int & ext	C18th	Water worn with abraded edges and crazed glaze
U/ID	Blackware	1	12	1	BS	Hollow ware	Black glaze int & ext	C17th	
U/ID	Blackware	1	4	1	BS	Hollow ware	Black glaze int & ext	C18th	
U/ID	BSGSW	1	13	1	BS	Hollow ware	U/Dec	C19th	
U/ID	BSGSW	1	11	1	BS	Hollow ware	Impressed lines ext	C19th	
U/ID	C17th Coarseware	1	18	1	BS	Hollow ware	Clear glaze int	C17th	Black deposit ext and sooting
U/ID	Cistercian ware	1	38	1	Base	Cup/tyg	Black glaze int & ext	c.1450 - c.1600	
U/ID	Cistercian ware	1	5	1	BS	Hollow ware	Black glaze int & ext	c.1450 - c.1600	
U/ID	Cistercian ware	1	6	1	BS	Hollow ware	White pipeclay strip ext	c.1450 - c.1600	

Table 12. Pottery from unstratified contexts

Tr/Area	Type	No.	Wt.	ENV	Part	Form	Decoration	Date range	Notes
U/ID	Coarse Blackware	1	29	1	Rim	Jar	Black glaze int & ext; clubbed rim with ridge below rim	C17th	
U/ID	Coarse Blackware	1	6	1	Rim	Hollow ware	Clubbed rim; black glaze int & ext	C17th	Abraded
U/ID	Coarse Blackware	2	57	2	BS	Hollow ware	Black glaze ext & partially int	LC17th - C18th	
U/ID	Early Yellow ware	1	35	1	Rim	Bowl	Thin, hard yellow glaze int & ext	C16th - C17th	
U/ID	Late Blackware	2	39	2	Base	Hollow ware	Black glaze int & partially ext	C18th	
U/ID	Late Blackware	1	10	1	Base	Mug/tankard	Black glaze int and ext, above base	C18th	
U/ID	Late Blackware	1	9	1	Handle	Hollow ware	Black glazed handle	C18th	
U/ID	Mottled slipware	1	2	1	Rim	Dish	White slip int with brown mottling under clear glaze	C18th	
U/ID	Redware	3	25	2	BS	Dish	Clear glaze int	C17th - EC18th	
U/ID	Redware	1	52	1	Base	Dish/bowl	Clear glaze int on a very white fabric	C17th - EC18th	
U/ID	Redware	4	131	1	Base	Bowl	Clear glaze int, red slip ext	C17th - EC18th	
U/ID	Redware	1	12	1	Rim	Dish/bowl	Clear glaze int	C17th - EC18th	
U/ID	Slip coated ware	1	14	1	BS	Hollow ware	Red slip on an orange body under dark glaze	C18th	
U/ID	Slipware type 1	1	80	1	Rim	Dish/bowl	Profiled rim with trailed decoration internally	C17th - EC18th	Flaked int; sooted ext
U/ID	Slipware type 1	1	21	1	Rim	Dish/bowl	Curvilinear trailed slip design inside rim	C17th - EC18th	
U/ID	Slipware type 1	1	42	1	Rim	Dish/bowl	Trailed pattern of blobs inside rim	C17th - EC18th	
U/ID	Slipware type 1	1	31	1	Rim	Dish/bowl	Wavy slip line around rim	C17th - EC18th	Flaked internally
U/ID	Stoneware	1	144	1	Base	Bottle	Pale green stoneware	M - LC19th	Stamped: R.ROBINSON / BOWLING above base
U/ID	Stoneware	1	26	1	Rim	Bottle	Green stoneware	M - LC19th	
U/ID	TP Whiteware	1	8	1	Rim	Plate	Willow	M - LC19th	
	Total	56	1561	52					

Table 12. Pottery from unstratified contexts



0 200mm



Plate 1. Decorated Cistercian ware cup or tyg (context 1278)



Plate 2. Type 1 Slipware bowl (context 1239)



Plate 3. Tin Glazed Earthenware plate (context 1017)



Plate 4. Porcelain bowl (context 1126)



Plate 5. Porcelain bowl (context 1130)



Plate 6. White Salt Glazed Stoneware bowl with enamelled decoration (context 1161)



Plate 7. Unidentified design on a Pearlware plate (context 259)



Plate 8. Maker's mark (Belle Vue pottery, Hull) on a Pearlware plate (context 259)




Plate 9. Transfer printed Whiteware plate (context 259); maker's mark



Plate 10. Transfer printed Whiteware plate (context 259); Alexandra motif



Plate 11. Transfer printed Whiteware plate (context 259); maker's mark



Plate 12. Transfer printed Whiteware plate (context 259); Florentine design



Plate 13. Late Blackware type cistern (context 259)

Bibliography

- ASWYAS 2006, 'Broadway Centre, Bradford, West Yorkshire: Archaeological evaluation and excavation', unpubl. archive rep.
- Barker, D., 1993, *Slipware*
- Barker, D. and Ford, D., 1999, Data sheets produced to accompany an English Heritage sponsored course on post-medieval and early modern ceramics, Stoke-on-Trent 1999
- Bartlett, K., 1971, 'Excavations at Potovens, near Wakefield, 1968', *Post-medieval Archaeol.* 5, 1-33
- Benson, J., 1994, *The rise of the consumer society in Britain 1880-1980*
- Brears, P., 1967, 'Excavations at Potovens, near Wakefield', *Post-medieval Archaeol.* 1, 3-43
- Boothroyd, N. and Courtney, P., 2004, 'Late medieval/early modern pottery from Burslem Market Place, Stoke-on-Trent', *Medieval Ceramics* 28, 75-97
- Boyle, A., unpubl., 'Cistercian ware pottery in Yorkshire and the East Midlands', unpubl' PhD thesis, Univ. Nottingham
- Boyle, A., 2002-2003, 'The Cistercian ware products of Ticknall, south Derbyshire', *Medieval Ceramics* 26/27, 113-118
- Cooper, N., 2006, *The archaeology of the East Midlands*, Leicester Archaeol. Monogr. 13
- Coppack, G., 1972, 'Medieval and post-medieval pottery', in Hall, R. and Coppack, G., *Excavations at Full Street, Derby*, Derbyshire Archaeol. J. 92, 44-77
- Coysh, A.W. and Henrywood, R.K., 1997, *The dictionary of blue and white printed pottery 1780- 1880*, 2 vols
- Cox, A. and Cox, A., 2001, *Rockingham 1745-1842*
- Cumberpatch, C.G., 1996, 'The pottery', in Dunkley and Cumberpatch (eds)
- Cumberpatch, C.G., 1997, 'Towards a phenomenological approach to the study of medieval pottery', in Cumberpatch, C.G. and Blinkhorn, P.W. (eds), *Not so much a pot, more a way of life*, Oxbow Monogr. 83
- Cumberpatch, C.G., 1999, 'The pottery from excavations at Venn Street, Huddersfield', unpubl. archive rep. for Archaeol. Services WYAS
- Cumberpatch, C.G., 2000, 'Medieval and post-medieval pottery in the Tolson Memorial Museum, Huddersfield: A rapid assessment with notes on pottery studies in West Yorkshire, unpubl. archive rep. for the West Yorkshire Archaeol. Serv.
- Cumberpatch, C.G., 2002, 'The pottery', in Roberts, I., *Pontefract Castle Archaeological Excavations 198-86*, Yorkshire Archaeol. 8, 169-226
- Cumberpatch, C.G., 2003, 'The transformation of tradition; the origins of the post-medieval ceramic tradition in Yorkshire', *Assemblage* 7
<http://www.shef.ac.uk/assem/issue7/cumberpatch.html>
- Cumberpatch, C.G., 2004a, 'Medieval and post-medieval pottery production in the Rotherham area' http://ads.ahds.ac.uk/catalogue/specColl/ceramics_eh_2003/
- Cumberpatch, C.G., 2004b, 'Pottery from excavations at Silkstone, Barnsley, South Yorkshire', English Heritage Centre for Archaeol. Rep. No. 50/2004
- Cumberpatch, C.G., 2005, 'Spot dating of pottery from Site BCE05, Bradford, West Yorkshire', unpubl. archive rep. for Archaeol. Serv. WYAS
- Cumberpatch, C.G., 2006a, 'Pottery from excavations at 36, The Boyle, Barwick-in-Elmet (BOY2006)', unpubl. archive rep. for the Barwick-in-Elmet Hist. Soc.

- Cumberpatch, C.G., 2006b, 'Pottery from the Broadway Centre, Bradford (BCE05): Spot dating', unpubl. archive rep. for Archaeol. Serv. WYAS
- Cumberpatch, C.G., 2007a, 'Pottery from excavations at Sheffield Cathedral III (ARCUS 546d): An assessment', unpubl. archive rep. for Archaeol. Res. Consult. Univ. Sheffield
- Cumberpatch, C.G., 2007b, 'Pottery from excavations at Scholes Lodge Farm, Leeds (SLF05)', unpubl. archive rep. for Archaeol. Serv. WYAS
- Cumberpatch, C.G., in prep., 'Early modern and recent pottery in South and West Yorkshire: A review of the evidence from the mid-17th to the later 19th century'
- Dunkley, J.A. and Cumberpatch, C.G., 1996 (eds), *Excavations at 16-20 Church Street, Bawtry, South Yorkshire*, South Yorkshire Archaeol. Field and Res. Unit, Cty Archaeol. Monogr. 3/ Br. Archaeol. Ser. Br. Ser. 248
- Edwards, D. and Hampson, R., 2005, *White Salt Glazed Stoneware of the British*
- Franklin, B., 2005, 'The autobiography of Benjamin Franklin', Digireads.com Publishing
- Gaimster, D., 1994, 'The archaeology of post-medieval society, c.1450-1750: Material culture studies in Britain since the war', in Vyner, B. (ed.), *Building on the past*, 283-312
- Godden, G., 1991, *Encyclopaedia of British pottery and porcelain marks*
- Griffin, J.D., 2001, *The Don Pottery 1801-1893*
- Griffin, J.D., 2005, *The Leeds Pottery 1770-1881*
- Jennings, S., 1981, *Eighteen centuries of pottery from Norwich*, East Anglian Archaeol. 13
- Johnson, M., 1996, *An archaeology of capitalism*
- Kenworthy, J., 1928, *The broken earthenware of Midhope Potteries* (privately published)
- Lawrence, H., 1974, *Yorkshire pots and potteries*
- Manby, T.G., Moorhouse, S. and Ottaway, P., 2003, *The archaeology of Yorkshire*, Yorkshire Archaeol. Soc. Occas. Pap. 3
- Moorhouse, S. and Roberts, I., 1992, Wrenthorpe Potteries. Excavations of 16th and 17th-century Potting Tenements near Wakefield, 1983-86, Yorkshire Archaeol. 2
- Moorhouse, S. and Slowikowski, A.M., 1992, 'The pottery' in Moorhouse and Roberts, 59-117
- Spavold, J. and Brown, S., 2005, *Ticknall pots and potteries*
- Snyder, J.B., 1997, *Romantic Staffordshire ceramics*
- Walter, J., 1999, *Brampton pots in the kitchen*
- Watkins, J.G., 1987, 'The Pottery' in Armstrong, P. and Ayers, B. (eds), *Excavations in High Street and Blackfriargate*, Hull Old Town Rep. Ser. 5, East Riding Archaeol. 8, 53-181
- Weatherill, L., 1996, *Consumer behaviour and material culture in Britain 1660-1760* (2nd ed.)
- Young, J., Vince, A. and Nailor, V., 2005, *A corpus of Anglo-Saxon and Medieval pottery from Lincoln*, Lincoln Archaeol. Stud. 7