

**Broadway Centre, Bradford,
West Yorkshire**

Medieval and later pottery

C.G. Cumberpatch BA PhD

Report No. 1799



ARCHAEOLOGICAL
SERVICES
WYAS

Report Information

Client: Westfield Shoppingtowns Ltd

Address:

Report Type: Specialist Report

Location: Bradford

County: West Yorkshire

Grid Reference: SE166332

Period(s) of activity represented: Medieval / Post medieval

Report Number: 1799

Project Number: 2228 / 2796

Site Code: BCB

Planning Application No.: 99/02070/OUT & 02/03/03872/FUL

Museum Accession No.:

Date of fieldwork: June 2002

Date of report: Sept 2006

Project Management: Paul Wheelhouse BA MIFA, Alistair Webb BA MIFA

Fieldwork supervisor: Antony Brown BA

Report: Chris Cumberpatch

Illustrations: Chris Philo

Photography: Chris Cumberpatch

Research:

Specialists:

Produced by: Archaeological Services WYAS, PO Box 30,
Nepshaw Lane South, Morley, Leeds LS27 0UG
Telephone: 0113 383 7500
E-mail: admin@aswyas.com

Authorisation for
distribution: -----

ISOQAR ISO 9001:2000

Certificate No. 125/93

© Archaeological Services WYAS

Contents

| | |
|----------------------------------|-----|
| Report information | ii |
| Contents..... | iii |
| List of Illustrated Pottery..... | iv |
| List of Plates..... | v |
| List of Tables | v |
| Acknowledgements | v |

| | |
|--------------------------------------------------------|-----------|
| 1 Introduction..... | 1 |
| 2 Type series..... | 1 |
| 3 Site formation and taphonomic processes | 25 |
| 4 Discussion | 26 |
| 5 Conclusions..... | 36 |

Figures

Plates

Bibliography

List of Illustrated Pottery

- 1 Rim and upper body of a 17th-century Coarseware jar (context 1251)
- 2 Part of an Early Yellow ware candlestick (context 1245)
- 3 Early Yellow ware bowl or small pancheon (context 1260)
- 4 Yellow ware handled bowl with finger impressions (context 1282)
- 5 Yellow ware jar (context 1267)
- 6 Mottled Coarseware bowl (context 1121)
- 7 Redware bowl rim (context 1214)
- 8 Redware bowl rim (context 1214)
- 9 Slip Coated ware jar (contexts 1133 and 1157)
- 10 Slip Coated ware dish (context 1133)
- 11 Slipware hollow ware vessel (context 1072)
- 12 Near-stoneware small jar (context 1150)
- 13 White Salt Glazed Stoneware dish (context 1161)
- 14 White Salt Glazed Stoneware dish (context 1122)
- 15 White Salt Glazed Stoneware dish with wickerwork style moulding
- 16 Bone china teapot spout (context 1051) with painted decoration

List of Plates

- 1 Decorated Cistercian ware cup or tyg (context 1278)
- 2 Type 1 Slipware bowl (context 1239)
- 3 Tin Glazed Earthenware plate (context 1017)
- 4 Porcelain bowl (context 1126)
- 5 Porcelain bowl (context 1130)
- 6 White Salt Glazed Stoneware bowl with enamelled decoration (context 1161)
- 7 Unidentified design on a Pearlware plate (context 259)
- 8 Maker's mark (Belle Vue pottery, Hull) on a Pearlware plate (context 259)
- 9 Transfer printed Whiteware plate (context 259); maker's mark
- 10 Transfer printed Whiteware plate (context 259); Alexandra motif
- 11 Transfer printed Whiteware plate (context 259); maker's mark
- 12 Transfer printed Whiteware plate (context 259); Florentine design
- 13 Late Blackware type cistern (context 259)

List of Tables

- 1 Probable cross-context joins noted during the assessment
- 2 Pottery from Phase 1
- 3 Pottery from Phase 2
- 4 Pottery from Phase 3
- 5 Pottery from Phase 4
- 6 Pottery from Phase 5
- 7 Proposed chronological subdivisions within Phase 5
- 8 Pottery from Phase 6

- 9 Pottery from Phase 7
- 10 Pottery from unphased contexts
- 11 Proposed phases for unphased contexts
- 12 Pottery from unstratified contexts
- 13 Key to Tables 1 to 9

Acknowledgements

Thanks are due to Anne Boyle for the reference to the autobiography of Benjamin Franklin cited in connection with the Late Blackware vessels.

1 Introduction

The pottery assemblage from the Broadway Centre, Bradford (BCE05) was examined by the author between the 19th June and 14th August 2007. It consisted of a total of 2784 sherds of pottery weighing 55,720 grams and representing a maximum of 2433 vessels. In addition, it included a substantially complete vessel (an 18th-century cistern) which was too heavy to weigh and so is omitted from the combined statistics. Its occurrence in context 259 is discussed below. The data are summarised in Tables 1 to 10. Abbreviations used in the data tables are explained in Table 13. Six sherds of pottery, recovered from an environmental sample (sample number 24; context number 1022) and noted during the assessment phase could not be located at the time of the full analysis and have therefore been omitted from the discussion.

The assemblage is of considerable interest and regional importance as it includes a substantial 17th to early 18th-century group together with later medieval and post-medieval material. A mid to later 19th-century group from both the evaluative and main phase of the excavation also formed part of the assemblage.

2 Type series

It is normal in a type series to present a coherent set of definitions which split a pottery assemblage into specific groups based upon variations in manufacturing technique, fabric and vessel form. In the case of the assemblage from Bradford this has proved difficult in a number of cases. A significant part of the pottery assemblage belongs to the period between the 15th and 17th centuries, a period which saw the establishment of the distinctive post-medieval pottery tradition and a move towards the early modern vernacular tableware tradition (Cumberpatch 2003; in prep). While it has been possible to define a number of specific types, based upon earlier work, there remains a significant part of the assemblage which consists of material that does not fit easily into existing categories but possesses characteristics which can be ascribed to more than one ware type. Thus the larger Blackware vessels (Coarse Blackware) are barely distinguishable from Midlands Purple or Purple Glazed wares and further overlaps are possible between Brown Glazed Finewares and some of the Purple Glazed wares. The precise distinction between Brown Glazed Coarsewares and Mottled Coarsewares is also vague and depends to a considerable extent on the characteristics of the glaze on individual vessels. In part this should be expected, given the general lack of detailed research on Coarsewares of the post-medieval and later periods. Although the majority of known potteries remain unpublished (Cumberpatch 2000), it is clear that pottery manufacture was widespread in West Yorkshire in the later medieval and post-medieval periods, as it was in South Yorkshire. While the evidence available has allowed us to move on from the days when, for example, all slipwares were routinely described as of Staffordshire or south-east English origin, we are not yet at a situation in which it is possible to ascribe all wares to known manufacturers, or to distinguish between variations which are

the result of change over time as potters changed sources of clay or techniques of production. Similarly, we know all too little of the organisation (or mode) of production and the extent of variation over time or between different manufacturers which might have led to the adoption of different working practices, resulting in the manufacture of superficially similar wares which vary significantly in detail (including the types cited above). As a result of this, there is some degree of overlap between the types named in the data tables, and one of the aims of the type series presented below is to establish the extent of this variation and the extent to which the types defined represent points on a continuum rather than mutually exclusive types with clearly defined characteristics. For this reason, although the text is structured by the traditional type names, an attempt has been made to indicate the extent to which these types blur into each other and this is further reflected in the data tables where the suffix 'type ware' is used to indicate sherds or groups of sherds with ambiguous characteristics. Further work, beyond the narrowly focused scope of commercial archaeology is required before the full complexity of the data can be understood and before the information can make a significant contribution to the social and industrial archaeology of the post-medieval, early modern and recent periods.

Medieval pottery

Although medieval pottery formed part of the assemblage, it was, in the majority of cases residual within later contexts. Only two contexts in the first phase of the site (1287 and 1315) contained medieval pottery alone and here the quantities were so small that it would be hazardous to assert that these contexts were of medieval date solely on the basis of the pottery evidence.

The range of medieval wares was wide but generally unremarkable and reflects the wider picture of pottery use derived from other medieval sites in West Yorkshire. It does, however, establish the existence of medieval activity, most probably occupation, within the general area of the site. In this respect it is similar in character to the majority of medieval pottery sherds from Sheffield and its condition and context are indicative of some of the problems of understanding medieval settlement which precedes the establishment of post-medieval and early modern industrial cities in Yorkshire.

The largest group of medieval pottery consists of *Coal Measures wares* (described in detail elsewhere; Cumberpatch 2004a) and includes a small number of sherds of the earlier Coal Measures Fineware and Coal Measures Whiteware (later 13th to later 14th-century) and a larger quantity of the later purple glazed type, Coal Measures Purple ware (15th and 16th-century). The later may be contemporary with the Cistercian wares described below and forms part of the transformation of medieval pottery which has been discussed in detail elsewhere (Cumberpatch 2003). The distinction between the Coal Measures Whitewares and Coal Measures Purple wares reflects the extent of variability within this type of pottery which appears to characterise the products of individual potteries as well as distinctions between them. Although manufactured in the Don Valley, Coal Measures wares are not uncommon in

West Yorkshire and have, for example, been identified at Pontefract Castle (Cumberpatch 2002) and on sites in Huddersfield (Cumberpatch 1999).

Other types of medieval pottery fell into the two principal regional manufacturing and use traditions: gritty wares and sandy wares (Cumberpatch 1997).

The Gritty wares included a number of sherds unidentifiable to any specific group within the tradition (*Reduced Gritty ware*; context 1315, *Gritty ware*; context 1078, *Late Medieval Gritty ware*; context 190) as well as an example of the later medieval (13th to 15th-century) *Northern Gritty ware* (context 1245). It is notable that the very distinctive Hillam type ware and its variants which date to the earlier part of the medieval period (mid-11th to 13th-century) were absent from the assemblage.

Sandy wares included generic types (*Reduced Sandy ware*; contexts 1264, 1315, *Oxidised Sandy ware*; context 1287 and *Micaceous Sandy ware*; context 1297). Sherds of *Humberware* were present in contexts 1315, 1035 and 282. Although manufactured in east Yorkshire (Holme-upon-Spalding Moor, West Cowick), these wares achieved a very wide regional distribution and formed a major part of the medieval pottery assemblage from Pontefract Castle (Cumberpatch 2002).

Later medieval or early post-medieval wares in the medieval tradition consisted of sherds of *Green Glazed Sandy ware* from contexts 1267 and 1105. This should be seen as contemporary with the Cistercian wares and the Coal Measures Purple wares.

Cistercian ware

Useful accounts of the Cistercian ware industry have recently been published, establishing the range of vessel types and the broad outlines of the organisation of production and circulation (Moorhouse and Slowikowski 1992; Spavold and Brown 2005; Boyle 2002-3; Boothroyd and Courtney 2004) with some limited consideration of the wider context of the industry by the present author (Cumberpatch 2003). Further work, unpublished to date, has indicated that the conventional dating of the start of the Cistercian ware industry may be somewhat too late and that it should be seen as appearing from about 1450-1460 (Boyle, unpublished) and this dating has been adopted here in preference to the traditional date which sees production beginning in the 1480s. There is no reason to suppose that the Cistercian ware from the site is of other than local or regional origin, although manufacture was widespread throughout the Midlands (Boyle, unpublished). The range of vessels is unremarkable with cups or tygs predominant and unidentified vessels being principally hollow wares. Parallels for specific vessels, notably those with pipe clay decoration, are given as appropriate in the data tables. One vessel, more highly decorated than most, is shown in Plate 1.

As outlined elsewhere (Cumberpatch 2002) distinguishing between small body sherds of Cistercian ware and Blackware can be difficult, particularly given the unresolved issues

surrounding the range of fabric types. Where doubts exist as to the attribution of individual sherds, these are indicated as appropriate.

Blackware and Coarse Blackware

Blackware, a typological and, to some extent, technological, development of Cistercian ware, is normally considered to be a characteristic product of the 17th-century pottery industry (Moorhouse and Slowikowski 1992; Cumberpatch 2002; Spavold and Brown 2005). The term *Coarse Blackware* has been applied to the larger, thicker walled vessels (typically jars and small cisterns) as described at Wrenthorpe. The name Blackware has been retained for the drinking vessels and tablewares (mainly cups and multi-handle tygs).

An important group of Blackwares from mid-17th-century demolition deposits at Pontefract Castle have been published elsewhere (Cumberpatch 2002) and where possible the Bradford material was related to this group. There was some considerable variety in the fabrics within the present assemblage from the typical very fine dark red fabric which is associated with Wrenthorpe and was the commonest fabric at Pontefract Castle (Blackware 1; Cumberpatch 2002, 186-7) to brighter brick red to orange fabrics similar in colour to some of those from the Castle (Blackwares 3 and 4). Other fabrics were not directly comparable to examples from Pontefract Castle but were still within the known range of variation within the Blackware class.

Excavations at Wrenthorpe and Potovens (Moorhouse and Roberts 1992; Brears 1967; Bartlett 1971) have revealed the location of potteries dating to the 16th, 17th and early 18th centuries the products of which included Blackwares. The typological distinctions between Blackwares and Late Blackwares (described in more detail below) are reasonably well established but the range of differences within the broad Blackware fabric type is less clear. In the Bradford assemblage the hard, fine dark red fabrics typical of Cistercian ware and Blackware (Cumberpatch 2002) were well represented but there were also a number of lighter red and dark orange fabrics bearing dark brown, purple or black glaze. In some cases these sherds were typologically similar to known Blackware forms but in others would more easily be encompassed within the Late Blackware group. The converse was also true in a smaller number of cases. Such instances are noted in the data tables, but the possibility remains that some sherds identified as Blackware (17th-century) may be slightly later in date. In each case however, a core group of sherds and vessels are unmistakably of one type or the other, and the existence of ambiguous sherds may be evidence of the fact that the assemblage derives in part from periods when manufacturing practices and consumer demand were altering, leading to the production of vessels which do not fit comfortably into established typological groups. This matter is further complicated by the existence of the Slip Coated wares, described below, in which red slip was employed on buff or other light bodies to produce a finish resembling that of the Late Blackwares.

The larger *Coarse Blackware* vessels (cf. Moorhouse and Slowikowski 1992, figs 62, 63 and 72) can be difficult to distinguish from wares which elsewhere would be considered to be 'Purple Glazed wares' or 'Midlands Purple wares'. Indeed, the latter terms are generally rather poorly defined and tend to be used to cover a range of ware types, a matter discussed in greater detail below. Specific examples of such ambiguous wares include those from context 1245 (listed as Coarse Blackware type) which have characteristics of both Coarse Blackwares and early Brown Glazed Coarseware. As suggested above in the case of the Blackware/Late Blackware distinction, it is possible that some of this ambiguity derives from the fact that the assemblage dates to a period within which traditions of pottery manufacture were in a state of change and when potters were experimenting with techniques and practices in response to the demands of an emerging and growing market.

Seventeenth-century Coarseware

The very distinctive 17th-century Coarseware was a common element within the assemblage and is defined by its characteristic and highly distinctive coarsely tempered fabric which contains abundant non-crystalline rock fragments, often flat and platy in shape. These are large enough to protrude through the surface, giving a rough, pimply appearance. Vessel types appear to be limited to medium sized jar-like vessels and are almost without exception, heavily sooted externally and glazed internally. The purpose of these jars is unknown and, in spite of the name, their exact date range is also unknown. The type does not seem to be widespread but has been found on sites in Leeds and elsewhere. An example of the typical heavy, clubbed rim and upper body is illustrated (No. 1).

Brown Glazed Coarseware

Brown glazed utilitarian wares (pancheons, jars and cisterns) form a major part of pottery assemblages dating to between the 17th and early 20th centuries but remain the least investigated of any major class of domestic pottery within this period. For this reason, and in spite of clear differences in both the details of vessel form and fabric, it is exceptionally difficult to provide adequate date ranges for particular sub-types. The suggested range (normally 17th to later 19th-century) represents the maximum possible range and where more closely datable material (normally tablewares) can be identified, this is a more reliable indicator of the possible date of the group or assemblage.

Two groups of wares have been identified within the larger utilitarian ware group. The origin of the commonest, *Brown Glazed Coarsewares*, can be traced back to the 16th and early 17th centuries (Cumberpatch 2003; Watkins 1987, 115) and similar wares remained in production throughout the 18th and 19th centuries and into the early years of the 20th century. The commonest vessel form is the pancheon, a narrow-based wide-mouthed bowl, typically glazed internally. The numbers of these vessels excavated in South and West Yorkshire is vast and it seems that they must have fulfilled a variety of domestic functions. Production is poorly understood and documented but must have played a significant part in the economy of the region throughout the period of their use. A smaller number of large jars usually glazed

internally and externally, has been noted on a variety of sites. Cisterns are a rarer form but also seem to have continued in use into the 19th century although by the 19th century stoneware water coolers and cisterns were also in use.

The date ranges ascribed to the Brown Glazed Coarsewares and set out in the data tables are based on the characteristics of the individual vessels. In only two cases was it possible to link the fabrics with the regional type series (contexts 1285 and 1297; see Cumberpatch 2004a) although given that the examples included in the type series were derived from the site type series compiled for the site of 16-20 Church Street, Bawtry (Dunkley and Cumberpatch 1996), this is perhaps not surprising. Pottery production in West Yorkshire is well attested in the post-medieval and early modern periods (Cumberpatch 2000) although few of the excavated sites have yet been published. The close correlation between the date ranges proposed for the pottery and those for the contexts based upon the clay tobacco pipe data would seem to confirm the general validity of the pottery dating. This outcome is of some significance given the evident importance of this class of pottery in the economy of the area.

Brown Glazed Finewares form a distinctive group within the utilitarian ware tradition consisting mainly of smaller hollow wares (jars, jugs etc) and appear to be principally of later 17th and 18th-century date and to occur in 19th-century contexts principally as a residual element. Hitherto, however, this proposed date range has been based principally on the characteristics of the vessels themselves. The clay tobacco pipe data suggests that in some cases the proposed dating might be somewhat too late (see, for example, contexts 1122, 1240, 1241 and 1152) and a 17th rather than a 17th to 18th-century date should be preferred. There is a clear need for a comprehensive programme of study to focus on the production, circulation and use of these wares which should include the characterisation of the fabrics both macroscopically and microscopically. Such a task lies outside the scope of this report.

Early Yellow ware, Yellow ware and Yellow Glazed Coarseware (YGCW)

The *Yellow wares* from the site are characterised by a very hard, dense fabric with thin, hard glaze which rarely flakes away from the body. Vessels tend to be smaller hollow wares (bowls and small to medium sized jars). Early Yellow wares appear to have been manufactured alongside Cistercian ware and are contemporary with them. In those cases where it has been possible to relate individual vessels to examples from Wrenthorpe, these parallels have been noted in the data tables.

Moorhouse and Slowikowski have drawn a distinction between *Early Yellow wares* and *Yellow wares* (1992, 95) with white slip under the glaze being a feature of the later wares. This having been said, it is exceptionally difficult to distinguish between the two types when considering body sherds and, given the white clay body used for the vessels, detecting the white slip can be extremely difficult. It was certainly not apparent in the majority of cases within the assemblage under discussion as to whether individual sherds were of the early or

later variety. In spite of this the terms defined in the context of the Wrenthorpe assemblage have been employed as far as possible in the present report, with those sherds which bore white slip identified as Yellow ware and other sherds listed as Early Yellow ware. This having been established, it has to be acknowledged that the distinction is far from being a definite one and it would perhaps be unwise to depend upon the distinction between the two sub-types as a conclusive issue in the dating of any individual context. This is perhaps clearest in the Phase 3 contexts (e.g. 1251, 1260, 1267 and 1282) where what appear to be Early Yellow wares occur alongside later Blackwares and Type 1 Slipwares.

Where recognisable, vessel forms tended to be bowls or dishes, sometimes with handles but the numbers of other vessel types were very limited. They included a candlestick in Early Yellow ware (context 1245; No. 2). An example of a Yellow ware bowl or small pancheon is shown as No. 3. No. 4 shows the base of a handled bowl with three small fingernail impressions on the handle terminal (cf. Moorhouse and Slowikowski 1992, fig. 67, no. 317). A Yellow ware jar is shown (Fig. 5).

Yellow Glazed Coarsewares are distinguished internally from their brown glazed counterparts by a layer of white slip, overlying the generally softer pinkish, white or pale orange fabrics which are entirely different to the fabrics of the Early Yellow and Yellow wares described above (see, for example, the vessels from context 1282). Under the clear glaze the slip appears to be yellow in colour and gives the wares their distinctive appearance and name. Sherds are often abraded and the glaze has a tendency to crazing and sometimes to flaking. Pancheons and large bowls are the commonest form but the reason for the distinction between these and the brown glazed types is unclear. It is most probably related to vessel function and in this regard it may be significant that the yellow wares appear to be commoner on rural sites than on urban ones. The commonest vessels were pancheons, bowls and dishes with a smaller number of sherds from unidentified hollow wares. As with the Brown Glazed Coarsewares, the dating of the Yellow Glazed wares is poorly understood and in particular the relationship with the Early Yellow wares and Yellow wares (described above) is unclear. Yellow Glazed Coarseware vessels tend to be larger and with much softer fabrics. The range of vessel types is much more limited than is the case with the Yellow wares of both types and is limited to pancheons and large bowls.

Generally speaking it would seem that Yellow Glazed Coarseware has a similar date range to the Brown Glazed Coarseware with a 17th-century date seemingly confirmed by the evidence from contexts 1282 and 1251 (Phase 3). Unlike the Brown Glazed Coarsewares the origins of the Yellow Glazed Coarsewares are unclear. While the technology of the brown glazed wares links them with the earlier Humberwares (Cumberpatch 2003), no similar link with an earlier type can be postulated in the case of the yellow glazed wares. The relationship with the Yellow wares is somewhat ambiguous as Yellow Glazed Coarseware occurs in different and larger vessel forms suggesting that the relationship is based more upon the colour of the vessels and its symbolic associations (Cumberpatch 1997; 2003) than on vessel function. A

variant on the typical Yellow Glazed Coarseware is represented by the Mottled Coarseware category which is distinguished by brown mottled glaze on white slip, generally on the inside of bowls and small pancheons. An example is shown (No. 6).

Redware, Slipware type 1 and Fine Redware

The terms *Redware* and *Redware type* are used in this report somewhat more widely than they were in connection with the 17th-century assemblage from Pontefract Castle (Cumberpatch 2002). The Redware group includes vessels with a pale buff fabric, and internal clear glaze, and less commonly, an external one giving a red or orange finish. It is also used for the commoner and seemingly more conventional Redwares which have a brighter orange fabric under the characteristic clear glaze. The distinction between the two is likely to relate principally to the sources of clay used in their manufacture but a programme of analysis would be required to investigate this suggestion and its implications.

Redware dishes and bowls formed a significant proportion of the assemblage from the site. Hollow wares were also present but only in small quantities. The function of the dishes and bowls is unclear. A small number of sherds bore sooting on the underside but the majority did not, and it must be presumed that they played roles in the preparation and serving of food which did not involve cooking. Examples of two Redware bowl rims are shown (Nos 7 and 8).

Type 1 Slipwares closely resemble the conventional Redwares in terms of the range of fabrics and in terms of finish but have the addition of white trailed slip patterns under the clear glaze (Plate 2). In the absence of the slip decoration it is impossible to determine which group a sherd should belong to and in these cases such sherds have been allocated to the Redware group. The decorative motifs are generally limited to linear patterns; zig-zags, wavy lines, intersecting lines and 'star-burst' patterns applied both around the rim (normally concentric zig-zag or wavy lines) and to the interior of the vessel (Plate 2). Hollow wares have similar types of decoration but applied to the external surface of the vessels. The use of slip decoration suggests a use as tablewares but whether this means that the undecorated Redwares had a purely utilitarian function or whether both types were used as tablewares is unclear.

Both Redware and Type 1 Slipwares appear to originate in the 17th century and may owe something to the popularity of imported Low Countries Redwares and Slipwares, (which are commonly found in ports such as Newcastle) although a definite link between imported wares and indigenous wares has yet to be established conclusively.

Brears has dated the use of slip decoration at Potovens to c.1650 (1967, 9) and he seems to include both the trailed slipwares as well as the feathered and 'joggled' decoration in this, implying that the larger, heavier wheel-thrown Type 1 Slipwares were contemporary with the smaller, lighter press moulded Slipware dishes (discussed below). This is less evident from the evidence provided by sites including Pontefract Castle where Type 1 Slipwares were

considerably commoner than were the press moulded slipwares. Indeed, it seems that the only examples of press-moulded slipware dishes were from a context (Constable Tower context 028) in which post-demolition wares were present as an intrusive element (Cumberpatch 2002, 217).

Conversely, sites which have produced significant quantities of press moulded slipware dishes and bowls have tended to produce less Type 1 Slipware (including Sheffield Cathedral (Cumberpatch 2007a) and Scholes Lodge Farm (Cumberpatch 2007b). It is on this basis that the two types are considered to be earlier and later with a short period, at present of undetermined duration, of overlap when both types were in production and use.

A small number of sherds were identified as *Fine Redware*. This is a much later type, unrelated to the 17th and 18th-century wares and is discussed in greater detail below.

Purple Glazed wares and Midlands Purple ware

Midlands Purple ware is a very broad group which includes a wide variety of individual wares manufactured in potteries across the Midlands and into Yorkshire. Typically it is characterised by very hard, dense, semi-vitrified fabrics containing quartz grit and varying types and proportions of other types of inclusions (cf. Young *et al.* 2005, 225). Attempts to produce a coherent type series (Cumberpatch 1996; 2004a) have proved only partially successful because of the diversity of the fabrics, the widely dispersed nature of production and a lack of investment in the inter-site comparative study of this important class of pottery. What is clear is that it forms part of the post-medieval ‘ceramic revolution’ which saw the traditions of medieval pottery manufacture replaced relatively rapidly by distinctively ‘post-medieval’ wares (Cumberpatch 2003). The widespread occurrence of purple glazed wares in the later medieval and post-medieval periods and the lack of cross-referencing between reports mean that the term, with its wide applicability derived from its ostensibly simple primary referent (the purple glaze), has been applied to disparate groups of pottery which a closer regional study would almost certainly split into a considerable number of specific ware types.

The Midlands Purple ware tradition can be said to encompass not only those wares widely described as such, but also parts of the Coarse Blackware group, poorly defined Purple Glazed wares and probably parts of the Brown Glazed Coarseware and Fineware groups in situations where the glaze has a colour which is closer to purple than to brown. The relationship to other types, notably Purple Glazed Humberwares and Coal Measures wares is less direct although it is suggested that they form part of the same tradition.

For the present purpose, sherds of vessels which appeared to be similar to the coarsewares from Wrenthorpe (Moorhouse and Slowikowski 1992) have been classified as Coarse Blackwares (described above) while the term Midlands Purple ware has been reserved for sherds with the distinctive hard, dense, semi-vitrified fabric which do not appear to be part of the Coarse Blackware group. In those few instances where similarities were noted, sherds

have been related explicitly to examples in the regional ceramics reference collection (Cumberpatch 2004). In some cases this process actually increased the problem of differentiating the types. In context 282 for example, sherds with a body similar to that classified as MPG02 in the reference collection bore patchy brown glaze externally, closer to Brown Glazed wares than to Midlands Purple ware. In the majority of cases however, the Brown Glazed Finewares were characterised by a thinner, patchy brown glaze on softer, sandier textured orange to red fabrics and so are readily distinguished from the Midlands Purple wares.

In terms of dating, the Midlands Purple and Purple Glazed wares pose a number of problems, not only because of the variety of variations within the class but also because of the lack of attention paid to larger medieval/early post-medieval coarsewares in the past.

In Lincoln Midlands Purple-type ware is first found (stratified) in small quantities in contexts dating to the mid to late 14th century (described as a 'light-firing MP' ware) but is rare until the early to mid-16th century after which it persists until the early to mid-17th century (Young *et al.* 2005, 225-227). It is of relevance to note that the authors comment that:

Vessels with a fine, semi-vitrified fabric similar to Staffordshire-type wares of the 17th and 18th century, and previously referred to as Midland Purple types, have been recorded as a type of Blackware (Young *et al.* 2005, 227).

In his account of excavations at Potovens near Wakefield, Peter Brears has described Coarsewares, including cisterns and jars, as being contemporary with late Cistercian wares (1967, 22, see also Fig. 7) with production continuing into the 17th century. Recent excavations in Burslem (Staffordshire) where Coarsewares were associated with the manufacture of Cistercian wares have been dated to the late 15th to mid-16th centuries (Boothroyd and Courtney 2004, 95). A broader overview of the situation in Staffordshire suggests that wares of Midlands Purple type were in production from the later 15th to the 18th centuries (Barker and Ford 1999).

In the light of this evidence, Coppack's dating of the type from Full Street in Derby to the early 13th century is unusually early (Coppack 1972, 75) and it is suggested that this date may be in need of reconsideration, given the lack of comparable evidence for such an early date from other sites in the wider region.

The evidence from Bradford indicates that Purple Glazed wares were present in Phase 2 contexts, although the small size of the Phase 1 assemblage may be a factor in its absence from these contexts. In the light of this, the site cannot be considered to contribute very much to the study of the origins of these wares. The type was most common in Phase 2 and appeared in only one context in Phase 3 (1251) which might suggest a relatively limited lifespan within the later 15th and 16th centuries but only a limited persistence into the 17th century. This is consistent with the data from Pontefract Castle where the numbers of sherds were extremely low (Cumberpatch 2002, 190). In contrast the Coarse Blackwares were

commoner in Phase 3 and into Phases 4 and 5, although the effects of residuality have to be taken into account in these later contexts.

Late Blackware

Late Blackware represents an 18th-century development of the 17th-century Blackwares (described above) and is distinguished by its hard, dense fabric, usually dark red in colour, and the internal and external black glaze. Typically, hollow ware vessels (the commonest vessel type in this ware type) have a small foot to the base and the external glaze ends above the foot, leaving an unglazed band on the lowest part of the body and the foot. This suggests that the vessels were dipped in glaze either before or after the interior had been glazed. The dark fabric with clear glaze gives a dark red to black finish and seems to have been judged as a desirable finish, to the extent that the lighter bodied Slip Coated wares described below were slipped in order to obtain a similar effect.

Complete Late Blackware vessels are rare, but the general impression gained from the bases and body sherds is that the typical form was a globular vessel with a handle; these may have been small jars, jugs and porringers. This typical globular handled form was formerly known as a *meeas* (or *meace* or *mease*) pot and has been described by Kenworthy in his early (1928) account of the Midhope and Midhopstones pottery near Sheffield (Kenworthy 1928, 88-93). Eighteenth-century mugs and tankards tend to be straight-sided and so it is probably unlikely that these globular vessels were used for drinking. A possible indication of one of the uses of these vessels (as well as their relative values) is provided by Benjamin Franklin who wrote in his autobiography:

It was lucky for me that I had [a wife] as much dispos'd to industry and frugality as myself. ... We kept no idle servants, our table was plain and simple, our furniture of the cheapest. For instance, my breakfast was a long time bread and milk (no tea), and I ate it out of a twopenny earthen porringer, with a pewter spoon. But mark how luxury will enter families, and make a progress, in spite of principle: being call'd one morning to breakfast, I found it in a China bowl, with a spoon of silver! They had been bought for me without my knowledge by my wife, and had cost her the enormous sum of three-and-twenty shillings, for which she had no other excuse or apology to make, but that she thought her husband deserv'd a silver spoon and China bowl as well as any of his neighbors. This was the first appearance of plate and China in our house, which afterward, in a course of years, as our wealth increas'd, augmented gradually to several hundred pounds in value (Franklin 2005, 51).

Late Blackwares are part of the larger group of vernacular tablewares which also include Mottled wares, various kinds of Slipware and Slip Coated ware (discussed below) and represent a continuation of the post-medieval traditions of eating and drinking which persisted throughout the 18th century, alongside the formal tablewares that come to dominate domestic pottery assemblages from the mid-18th century onwards (Cumberpatch 2003; in prep.).

Late Blackwares appear to have been manufactured widely in Yorkshire (Cumberpatch 2004b, 7, appendix 1; 2006a) but to date there is no reliable method of linking individual sherds or vessels with particular potteries as there have been no detailed comparative studies of either the fabrics or the vessel forms.

Slip Coated ware

The term Slip Coated ware has been applied to two groups of vessels. The first and most significant in terms of the numbers of vessels are distinguished by their buff to white body coated with a dark slip. A smaller group has white to buff slip over a darker clay body, effectively the reverse of the darker vessels and probably intended to resemble Yellow ware vessels (e.g. contexts 1120, 1146 and 1150).

The term has been applied principally to hollow wares (No. 9), but may also be applied to dishes and other flatwares where only a single layer of slip has been employed to cover the light body of the vessel (No. 10). Examples include wheel-thrown plates and dishes of the type manufactured at Silkstone (Cumberpatch 2004b) and Barwick in Elmet (Cumberpatch 2006a). In the case of a hollow ware vessel, once the pot had been thrown and allowed to dry, it was dipped into a coloured slip, the dry but porous surface allowing a thin, generally even, layer of slip to stick to the body of the pot. If the intention was to coat the inside of the pot (whether flat or hollow) slip would have been poured in and immediately poured out again, leaving a similar thin layer. Once glazed, the visual effect on light-bodied vessels with a dark slip would resemble that of the Late Blackwares where the dark body underlying the clear glaze was obtained by the use of a dark red firing body.

There is some degree of variation in the pattern of slip application. Some vessels seem to have a more or less complete external coverage, only ending immediately above the base while other vessels have irregular patches and stripes of dark red slip under a clear glaze, giving a streaky mottled effect which has led these vessels to be classified as a form of Mottled ware (described below).

The dark-slipped hollow wares overlap in terms of vessel form and overall appearance with the Late Blackwares described above and are closely related to them (to the extent that the distinction would probably have been hard to detect in complete vessels and most probably irrelevant to the purchasers and users of the vessels although involving an additional production step for the potters who made them). Typical vessel forms appear generally similar to those of the Late Blackwares: globular vessels with small footed bases. Such vessels are extremely common on sites of all types of later 17th and 18th-century date but they are rarely found either complete or reconstructable and the bases and lower bodies are the commonest identifiable elements. Some certainly had handles and it is probable that they were handled porringers similar to the Late Blackware forms. Somewhat rarer are the wheel-thrown plates (e.g. contexts 1133 and 1164) which are similar to examples manufactured at

Silkstone and Barwick in Elmet (Cumberpatch 2004b; 2006a). A small number of vessels (e.g. contexts 1110 and 1056) combined a dark slip coating with white trailed slip decoration.

Slipware

The term Slipware has been applied to vessels bearing trailed, combed or feathered and 'joggled' slip decoration (Barker 1993). It covers both the press moulded and wheel-thrown dishes as well as a relatively small number of hollow wares which bear trailed decoration (other than those defined as Type 1 Slipwares and described above). For the purposes of description and analysis, Slipwares have been distinguished from the Slip Coated wares described above.

Trailed and feathered slip decoration is typically found on press-moulded plates or dishes. These were made by pressing a flat sheet of clay into a fired clay mould and allowing the porous clay of the mould to absorb some of the water in the clay sheet. The shrinkage of the clay allows the moulded vessel to be removed from the mould once it has reached the leather hard stage. The rims were usually finished with a tool giving the distinctive 'pie-crust' or scalloped effect. This seems to have been both practical and decorative in nature as dishes could be stacked rim-to-rim in the kiln with the scalloping preventing (or minimising) adhesion during firing. Coloured slip was applied to the inside of the dish (prior to firing), coating the surface, and the excess poured off. A basic colour gave a ground upon which decorative motifs in slips of contrasting colour could be applied. The commonest procedure seems to have been to apply a coat of dark red slip to a clay body that was generally white or pale buff in colour. White slip and red-brown slip were then applied over this to achieve a range of decorative effects. Examination of the sherds in cross section with a hand lens or microscope clearly shows the layering effect achieved in this fashion. The commonest designs were based upon trailed lines and bands (with the slip contained in a horn or other receptacle with a narrow aperture) which were then modified with the use of a feather or pointed instrument to produce the characteristic 'Bakewell Tart' effect or were joggled whilst still liquid to produce a swirled effect. A maximum of three colours (white, red-brown and dark red) seems to have been used. Other sherds were bi-coloured (usually dark red or brown and white) or simply coated with a single layer of white slip. Loops, zig-zags and wavy lines either alone or combined with feathering were the commonest motifs. Generally speaking there do not seem to be any distinctive designs which set individual potteries apart or distinguished the products of individual potters, other than in exceptional cases such as that of Thomas Toft.

Other slipwares bore more complex designs, including low relief dot and line designs (e.g. contexts 1025 and 1216), lobate linear designs (e.g. context 1239) and trailed designs (No. 11). Unfortunately, in the majority of these cases the sherds were too small for the full design to be comprehensible.

In terms of dating, the press moulded Slipwares and related types appear to be a characteristic of the 18th century; no definite examples of production in the 17th century are known from South or West Yorkshire, although this is not to rule out earlier production elsewhere in the country.

Mottled ware

Mottled wares are defined by their glaze which is typically honey coloured and includes manganese which gives the finish a distinctive mottled appearance. Glazes may vary in colour from a very dark brown in which the mottling is almost invisible, to a very light, almost yellow colour with highly prominent mottling. On occasion there can be considerable variation in colour between the interior and the exterior of the vessel. The fabric is typically a buff to pale cream colour, sometimes with fine quartz or black inclusions visible under a hand lens or with a microscope.

Mottled ware is a standard part of most 18th-century pottery assemblages and, although Barker and Ford (1999) have no conclusive evidence for production in Staffordshire into the later 18th century, there is good evidence it was manufactured throughout the century in South Yorkshire (Cumberpatch 2004b, 13, table 5). Production at the Sheffield Manor and Silkstone potteries dates to the early 18th century and later 18th century respectively. It is likely that it was also manufactured in West Yorkshire, although conclusive evidence of this has yet to be published.

Mottled wares form part of the vernacular tableware tradition which developed out of the post-medieval tradition at the end of the 17th century (Cumberpatch 2003). The commonest vessels are mugs and tankards although mottled plates were manufactured at Silkstone (Cumberpatch 2004b, 8-9). Production at Barwick in Elmet appears to have included a range of minor variants including wares with a layer of slip beneath the glaze (Cumberpatch 2006a, 20-21). Slip coated mottled wares were also present amongst the Bradford assemblage (contexts 1224, 1124 and U/S) although they were not identical to the Barwick sherds and were probably manufactured elsewhere. They were distinguished not only by the method of manufacture but also by the fact that the group includes flatwares while the 'conventional' Mottled wares were universally mugs, cups, tankards or other hollow wares.

While conventional Mottled wares are small tablewares, a distinct but related category have been termed Mottled Coarsewares. These are larger vessels, similar in size to the Brown Glazed Coarsewares but which bear mottled brown or dark honey coloured glaze, similar to that on the smaller Mottled wares. Jars, cisterns and other utilitarian vessels form part of this generally poorly documented group. The best example from the present site is a large cistern with dark brown mottled glaze appearing internally and on the upper third of the body (Plate 13). The unusual survival of this vessel is discussed in greater detail below. It illustrates some of the problems of adequately defining individual ware types based upon their physical characteristics when these characteristics themselves vary between individual vessels.

Cisterns were an important class of vessel used for beer and other beverages and also for storing water for use in houses which shared communal water sources. They are common from the later 13th century onwards and are found in a wide variety of ware types.

Brown Salt Glazed Stoneware

Brown Salt Glazed Stonewares are ubiquitous on 18th and 19th-century sites throughout South and West Yorkshire (and more widely). The group as a whole can be divided into three sub-groups: tablewares, cooking/storage wares and retail or transport vessels (bottles, flagons etc). Tablewares are typically of 18th-century date and include mugs and tankards, jugs and bowls (e.g. Jennings 1981, fig. 100). Such vessels become rarer in the later 18th and 19th centuries and production appears to have shifted towards the manufacture of utilitarian kitchen wares including cooking vessels (loaf pots, stew pots, souse pots), storage jars and large jars for the preparation and storage of pickles and other types of preserve (Walter 1999). In part, this appears to be connected with the rise of the coal-fired domestic cooking range incorporating an oven which allowed families to prepare a wider range of food in their own homes and so created a demand for a range of durable cooking vessels suitable for oven use. These vessels were often decorated with bands of rouletting around the body, frequently combined with repeated stamped patterns consisting of stars, wheel patterns and short curved or angular lines. The presence or absence of such designs is indicated in the data tables as is the date range of individual vessels and the vessel types, where identifiable.

Retail and transport vessels include bottles and flagons for liquids (primarily beverages both alcoholic and non-alcoholic but also non-edible items such as stove blacking, ink and possibly domestic cleaning products) and jars for jam, marmalade and other preserves. A number of these vessels were identified in the assemblage but the contents of other bottles (notably the group from context 186) remain unidentified as the bottles are unmarked and presumably once carried paper labels.

Five bottles bore stamped marks. In one case this was a registration mark indicating that the design was registered after March 12th 1850 (context 186) and was associated with a partially legible maker's or retailer's name; ****wood & Co. Two bottles, both from context 259, carried maker's or retailer's names: T. Parker (above the base) and J. Shepherd/Northallerton also above the base. Two pale green stoneware bottles bore stamps that may be identical. A bottle from an unstratified context was stamped R ROBINSON/BOWLING above the base and a fragment of a similar bottle from context 141 bore part of a presumably similar stamp 'R ... / BOW ...'. Bowling may be a reference to the Bradford suburb of the same name and may indicate that a pottery was located there, although Lawrence (1974) makes no mention of it. Alternatively, it may have been the location of the retailer for whom the bottles were made.

A fourth category of stoneware is represented by a small number of sherds of German stoneware. Three types are represented; Raeren type (context 1316), Frechen-Köln type

(context 1283) and three sherds of Westerwald ware (contexts 1179, 1197 and 1051). Date ranges in each case are given in the data tables.

An unusual small stoneware or near-stoneware vessel was noted in context 1150. This was thin walled with a dense pinkish-buff fabric and green, slightly mottled, glaze (No. 12).

Tin Glazed Earthenware

Fifteen sherds of Tin Glazed Earthenware were identified in the assemblage. The majority were from plates or other flatwares but a smaller number were from hollow wares, principally small jars. A number of the sherds bore painted decoration (e.g. Plate 3) but many were badly abraded or had lost the glaze on one or both surfaces.

Tin Glazed Earthenware is difficult to identify to a place of origin without the survival of a substantial proportion of the painted design or chemical analysis so it is impossible to say whether these vessels were of English or Dutch origin or were a mixture of the two. Generally speaking this type of pottery is of late 16th to early 18th-century date (Gaimster 1994, 296). It was developed in response to the demand for colourful tablewares which would be comparable, at least visually, to porcelain. Technically and practically the ware was inferior to both porcelain and to White Salt Glazed stoneware and as a result it was quickly superseded by the latter during the first half of the 18th century.

Chinese porcelain

The import of Chinese porcelain began early in the 17th century but was relatively small in scale until the port of Canton was opened to British traders in 1715. From this time ever larger cargoes were embarked as evidenced both by archaeological finds in Europe and by the recovery of cargoes from wrecks along the principal trade routes (Gaimster 1994). The dating of Chinese porcelain is a difficult matter and, in the absence of dynasty marks or distinctive decorative schemes on the sherds from Bradford, the exact date of the sherds is unclear. All the sherds come from contexts in Phases 5, 6 and 7 and it is probable on this evidence that they are of 18th-century date rather than earlier (Plates 4 and 5). It also seems likely that, together with the Tin Glazed Earthenware and White Salt Glazed Stoneware from the site, they indicate that a proportion of the assemblage was derived from a household or households with aspirations towards middle class or higher status in the town. Comparable groups have been identified in Sheffield and Durham (Cumberpatch, in prep.) and a future task, beyond the scope of this report, would be to look at the material from the wider region as a group with a view to refining the chronology and to characterising the material by the range of designs and its date range.

White Salt Glazed Stoneware

White Salt Glazed Stoneware was the first ceramic body to challenge effectively the dominance of imported Chinese porcelain and to bring fine, hard whitewares within the financial reach of consumers of the middle and aspiring middle classes (Edwards and

Hampson 2005). Developed in Staffordshire in the early 18th century, this ware was the most significant home-produced refined ware between *c.*1720 and 1770 (Barker and Ford 1999). It is known to have been produced at two potteries in the Don Valley, the most famous being Rockingham where production appears to have begun around 1769 and to have continued until at least 1775 (Cox and Cox 2001, 31-33). It is also known to have been manufactured at the Rotherham Old Pottery between 1766 and 1770; a vessel bearing John Platt's name and the date 1767 is held in the Victoria and Albert Museum (Lawrence 1974, 122; Edwards and Hampson 2005, 230-232). In spite of claims to the contrary, it is doubtful whether White Salt Glazed wares were ever made at the Leeds pottery; a number of pieces have been suggested as Leeds products, but Griffin remains sceptical (2005, 161) and in the light of this it is wise to avoid suggesting, even speculatively, that examples of such wares from archaeological contexts derive from the Leeds Pottery.

The date range used in the tables (*c.*1720-*c.*1780) reflects the known dates of production at Swinton and also makes allowance for possible later production elsewhere (Barker and Ford 1999). There is generally little direct evidence for the source of the sherds found archaeologically as White Salt Glazed Stonewares rarely carry maker's marks. This lack of certainty regarding the origin of the sherds means that they cannot be used as a reliable means of dating archaeological deposits other than to indicate the presence of a mid to late 18th-century component within the assemblage. In view of this, assemblages from individual contexts must be discussed in their own right and with reference to associated contexts before plausible date ranges can be suggested.

A variety of tablewares are represented in the Bradford assemblage including plates, cups/bowls, dishes, bowls (Nos 13 and 14) and a sauce or gravy boat. Of particular note are the sherds from a small vessel moulded to resemble a wickerwork basket (contexts 1020 and 1098) with a brown iron-wash finish (No. 15). Decoration was limited to moulded elements; scratch-blue and similar designs were absent although a sherd from context 1161 was decorated with an overglaze painted floral design (Plate 6).

Creamware

The general date range for Creamwares, the first of the refined lead-glazed earthenwares, is generally taken as *c.*1740-*c.*1820, based on the evidence from Staffordshire (Barker and Ford 1999). Production at the Swinton Pottery was underway by June 1770, the date of the first documentary reference to the ware at this pottery, while the earliest marked piece dates to 1771 (Cox and Cox 2001, 34). Creamware appears to have been a major element in the earlier phases of manufacture at the Don Pottery (established in 1801) where production continued until well into the 1820s (Griffin 2001, 104) and at the Leeds Pottery from its establishment in 1770 (Griffin 2001; 2005). It was also manufactured widely at other potteries in South and West Yorkshire (Lawrence 1974). In Staffordshire it was in production from the mid-18th century, hence the early start-date (*c.*1740) indicated in the tables. Barker and Ford have suggested that the popularity of the ware began to decline after *c.*1780 when

transfer printed Pearlwares became popular, but the continuation of production at the Don Pottery into the 19th century suggests that such changes in fashion took place at different times and perhaps at different rates in different places throughout the country. In his discussion of the relative dating of Creamware at the Leeds pottery, Griffin has noted that creamware continued to be made, alongside pearlware, well into the third decade of the nineteenth century (2005, 193)

It should not, therefore, be assumed that the Creamwares from sites in South and West Yorkshire necessarily predate the Pearlwares, as production of the latter appears to have begun, at the Don Pottery at least, in the first decade of the 19th century (Griffin 2001, 104).

The Creamwares from the present site were principally tablewares; plates, cups/bowls, dishes, bowls and small jars. Decoration was relatively rare with moulded elements the commonest type (contexts 1110, 1131, 1124 and 1154) but with a small number of mottled (context 1197) and slip decorated vessels (context 1054). One sherd bore a stamped maker's mark on the base together with a number '8' but unfortunately the full name of the pottery was missing, leaving only the word 'POTTERY'.

Pearlware

A general date range of *c.*1780-*c.*1840 is generally ascribed to the Pearlwares on the basis of Barker's dating of the industry in Staffordshire and additional evidence available from potteries in South and West Yorkshire and most notably the work of John Griffin (2001; 2005). It should be noted that Pearlwares are somewhat more difficult to identify precisely than are Creamwares or White Salt Glazed Stonewares. The chief characteristic, a blue-white tint to the glaze, obtained by including small quantities of cobalt and copper in the glaze (Barker and Ford 1999), is not one which is particularly distinctive as it can vary widely between potteries and over time. In connection with the Don Pottery, Griffin has noted that:

Don Pearlware ranges from a very obvious addition of cobalt, one may at times be tempted to say 'over generous' to a glaze where it is hardly discernible at all (2001, 104).

In addition to this, the later (mid to late 19th-century) Whitewares occasionally appear to have been subject to slight 'bluing' as the colour from the transfer printed designs can leach into the surrounding glaze (an extreme and deliberate example of this is the use of 'Flow Blue' decoration). In other cases, weathering and discolouration, sometimes enhanced by the crazing of the glaze, can discolour the sherds to the extent where it obscures the original finish (e.g. context 1017). Design motifs cannot, generally, be used to differentiate Pearlwares from Whitewares as the same designs were used on both types.

There seems to be a tendency amongst the sherds recovered from archaeological contexts for Pearlwares to be distinguished by finer manufacturing with sharply moulded and turned edges, particularly to the ring-foot bases and precise and well executed prints. This is not

always the case however and as with the evidence from the vessel colour, care needs to be exercised in defining sherds based upon this criterion.

Overall it may be said that the identification of Pearlwares from archaeological sites can be difficult and while a 'core group' is relatively straightforward, there are many examples which are highly ambiguous in nature. The change from Pearlwares to Whitewares was a far less obvious transformation than that from Creamwares to Pearlwares and for this reason a rather broad date range has been ascribed to the Pearlwares.

The first reference to transfer printed wares at Swinton (later the Rockingham pottery) dates to 14th July 1788 and early printed wares from the pottery appear to have been in both black and blue (Cox and Cox 2001, 70-72). Production of Pearlwares continued after the pottery was taken over by the Brameld family in 1806 with transfer printed patterns in blue, brown and black.

After 1820 a wider range of printed designs was manufactured and individual pieces continue to be described as Pearlware by Cox and Cox up until c.1830, although production of transfer printed wares continued up until the closure of the pottery in 1842, presumably with a progressive whitening of the glaze, as seen elsewhere.

Production of Pearlwares began at the Don Pottery in 1801 and continued until the first closure of the pottery in 1834. Marked sherds are relatively common and the distinctive Italian Scenes borders design occurs regularly (although it seems likely that this was also manufactured at the mid-19th-century Denaby Pottery; Cumberpatch 2004b).

Pearlwares were an important product of the Leeds Pottery and while the exact date of their introduction is not known it is unlikely that the partners would have been unaware of the demand for such wares from their customers and they would certainly have reacted in order to meet this demand (Griffin 2005, 191-2). In the majority of cases a positive attribution to a manufacturer is impossible and there were a number of other potteries in the Leeds–Castleford area which could also have been the source of the Bradford examples (Lawrence 1974).

Identifiable designs were relatively few in number and were limited to the commoner types. Willow was the commonest but other Chinese landscapes, largely unidentifiable, were also common. European pastoral designs were also present but, with the exceptions of possible 'Wild Rose' and 'Albion' designs from contexts 1022 and 1037, were unidentifiable.

A sherd from context 259 (associated with marked pieces of a later date) bore a partial maker's mark which appears to identify it as a product of the Bell Vue pottery in Hull (Lawrence 1974, 221-4, fig. 265). The design inside the plate is a high quality print showing a stylised oriental or Asian landscape featuring buildings, a tree, a distant mountain and a figure in a boat (Plates 7 and 8).

Edged wares form a distinctive group within the wider Pearlware category. The distinctive characteristic of this group of wares is the moulded 'grass' edge emphasised with blue or, less commonly, green paint. Barker and Ford (1999) have suggested that the type, which was easy and cheap to manufacture, was popular from c.1810 to the early 1830s. It was manufactured widely in South and West Yorkshire and elsewhere and, as individual vessels are rarely marked, it is virtually impossible to ascribe particular examples to specific potteries.

Whiteware and transfer printed Whiteware

As noted above, the distinction between Pearlwares and Whitewares is by no means a straightforward one and on some sites this has had an impact on the dating of Whiteware sherds. In the present instance, this was a factor in the case of sherds which were weathered, crazed or discoloured. Such examples are noted in the tables (e.g. contexts 1017 and 1037).

Whiteware was the standard tableware from the mid-19th century onwards. Underglaze transfer printed wares were the commonest type of decorated ware throughout the later 19th and early 20th centuries when the development of lithographic printing and overglaze transfer techniques made a much wider range of colour and decoration possible. Plain white wares, including ironstone and white granite wares also form part of the whiteware group, alongside a variety of other decorated, refined earthenwares, some of which are described below (Sponged ware, Banded wares etc).

The range of transfer printed designs included examples of some of the more popular designs (Willow, Asiatic Pheasants, Two Temples, Albion and Eton College), some of which also appear on transfer printed Bone China and transfer printed Pearlware from the site. Other designs included Florentine, Alexandra, and Barker's Gem. In a small number of cases the sherds bore printed marks identifying both the maker and the design.

Two plates with a floral/geometric design carried the name WEDGWOOD & Co on a scroll, the design name ALEXANDRA within a circle formed by a belt or garter carrying the descriptive phrase PEARL STONE CHINA (context 259, Plates 9 and 10). The impressed mark WEDGWOOD & Co appears under the printed marks. The name Wedgwood is, of course, a highly significant one in the history of pottery manufacture in Britain. In this case it seems that the name does not refer to the firm founded by Josiah Wedgwood but rather to Wedgwood & Co of the Unicorn and Pinnox works in Tunstall, Staffordshire. The name was also used at the Ferrybridge Pottery in West Yorkshire but operations under this name ceased in c.1801, much earlier than the date of the plates under discussion here. Wedgwood & Co added 'Ltd' to the name after 1900, implying that the plates in question date to somewhere between 1860 and 1900 (Godden 1991, 655-6). Given the character of the transfer printed design and its absence from the catalogue published by Coysh and Henrywood (1997), it would seem probable that it dates to between 1880 and 1900.

A third plate, also from context 259, bore a maker's mark consisting of a floral wreath around a belt or garter carrying the initials T.J & J.M ... with the design name FLORENTINE in the centre (Plates 11 and 12). This appears to relate to the firm of T.J. and J. Mayer of Burslem, Staffordshire and to date to between 1843 and 1855 (Godden 1991, 424). The design is in many ways typical of the genre, showing a castle with a lake in the centre and figures and boats in the foreground (Snyder 1997, 119).

A plate bearing the Asiatic Pheasants design, again from context 259, had a stamped mark on the underside consisting of two initials SB. It is possible that this refers to Samuel Barker of the Don Pottery, but it is not clear that the Barkers used such marks and other alternatives are possible (Godden 1991). The plate shows some 'bluing' of the white glaze and although the design is one normally associated with Whitewares, it is possible that this could be a Pearlware.

Two vessels, a flatware and hollow ware from contexts 1098 and 1021, carried similar designs and the words 'The Playmates'. It is probable that these were from a set of tableware designed for children. Such items are not an uncommon find amongst 19th-century assemblages and can, in this case, be linked with the miniature bone china lid described below.

Generally speaking, the Whitewares, both plain and transfer printed, included the standard range of tablewares and kitchen ware forms as summarised in the data tables.

A small number of sherds in the distinctive White Ironstone body were noted in contexts 2991 and 1021.

Sherds bearing maker's marks and pattern names appeared to be limited to the mid to later 19th-century phases of activity on the site. These offer some detail regarding the marketing of pottery in the later 19th century, although the evidence from Sheffield (which seems to be supported by the evidence from this assemblage) is that Staffordshire products were present in abundance by this time, in contrast with the earlier 19th century when the products of local potteries seem to have predominated. Further work on this aspect of the 19th-century pottery industry (building on that undertaken by Weatherill (1996)) is required before the picture will be entirely clear.

Bone China

Bone China is a type of soft paste porcelain which was the standard type of Staffordshire porcelain body after c.1810 (Barker and Ford 1999). It consisted of china clay, china stone and up to 50% calcined bone and was normally lead glazed. The result was a distinctive white body with a 'crystalline' appearance in cross-section. Bone China was in widespread production from the early 19th century and a variety of decorative techniques were employed, including underglaze transfer printing. Typical transfer prints included Chinese landscapes while other sherds bore overglaze gold and silver lines. The bone china body is

particularly suited to moulding (but is unsuitable for throwing) and the use of gold and silver was often intended to highlight the moulded elements of the design. Other vessels, such as the teapot spout from context 1051, carried hand painted designs, usually floral in character (No. 16). The majority of the Bone China sherds are from tablewares (cups, bowls, plates, teapots etc) but two sherds are worthy of note. A small lid from context 1082 appears to be part of a child's toy tea service while a sherd from context 278 appears to be part of a small ornament. Such items were often souvenirs from seaside resorts and reflect the growth in tourism and the growth of the institution of annual holidays during the 19th century (Benson 1994, chapter 4).

Lustre ware

Lustre decoration is formed by applying a thin metallic film on the glazed surface of a pot. A variety of different effects are possible using various techniques and although only three lustre ware sherds were identified in the assemblage, they illustrate something of the range of variation within the group. Context 278 produced a sherd of bone china decorated with a pink band and lustre detailing around the rim of a saucer. Context 1086 produced a very small sherd in a fine Redware fabric with internal and external traces of gold lustre designs. The sherd from context 1104 was a conventional Whiteware with a floral motif and linear decoration around the rim.

Sponged ware and Sponge Printed ware

The sponge decorated Whitewares have been divided into two groups in the data tables: *Sponged wares* and *Sponge Printed wares*. Sponged decoration, the application of blue paint with a sponge to form an irregular mottled effect, appears on teawares from the early 19th century but becomes much more common from the 1840s with the introduction of the pre-cut sponges which were used to produce repeated patterns including diamonds, flowers, fronds etc (Barker and Ford 1999). Sponged wares of both types were cheap and easy to produce as they required very little skill to decorate. As a result they were popular amongst poorer sections of the population and occur widely on sites of mid-19th-century and later date. Sponge printed ware appears in only two contexts, 1102 and 1017 but sponged ware is much commoner. Blue predominates but a purple paint is also present.

Slip Banded Whitewares and Cane Coloured wares

Banded wares, both blue painted and decorated with a variety of coloured slips, are a common find on sites throughout South and West Yorkshire and, as one of the cheapest decorated hollow wares available during the 19th century, clearly represented a significant part of many domestic ceramic assemblages. Banded decoration is found on both Whiteware and Cane Coloured ware bodies (the latter are described below) and the combination of band and line widths and colours is highly variable. Inevitably, given the fragmentation of the vessels, it is not always possible to determine the precise combination of lines and bands

which make up individual motifs or, indeed, the extent to which there were regular patterns shared by particular vessel types or sets of complementary vessels.

Amongst the commonest types were *Blue Banded Whitewares*, principally bowls with ring foot bases and mugs. Bowls occurred in two forms, a simple rounded form and the carinated or 'London' form. Both forms have simple rounded rims with those on the carinated bowls being slightly everted. A third bowl form, resembling a pudding basin, has a folded rim which gives a distinctive external bulge. Rarer forms include jugs and jars. According to Barker and Ford (1999) slip decoration first appears on Staffordshire Creamwares and Pearlwares around 1775 and on whitewares from the 1830s/1840s. An example of banded decoration on a Creamware body was identified in context 1089 and two further sherds from context 1054 may be of this type but generally the Whitewares were commoner. Pearlwares with banded decoration were also rare but present in contexts 1063 and possibly 1017. Banded wares continued in production throughout the 19th century and into the 20th century (and are still manufactured as 'Cornish wares'), but as the 19th century progressed the numbers of banded mugs declined and the number of bowls, particularly the carinated or 'London' form, increased. Barker and Ford suggest that the rounded bowls are generally pre-1815 in date with the carinated bowls becoming popular subsequently. This having been noted, it should be said that the rounded bowls from sites in Yorkshire and particularly from Sheffield (the only city in the region to have produced significant excavated assemblages) generally do not seem to be as early as this; the vessels lack the thin, fine finish which seems to be characteristic of Pearlwares and the ring-foot bases have a thick, rounded profile which is a trait perhaps more commonly associated with Whitewares.

Mugs are distinguished by their straight-sided form and the small footed or splayed bases, sometimes with one or more raised lines or ridges above the foot (e.g. 1021 and 1063). In this, they seem to have some affinity with the 18th-century Mottled ware and Brown Salt Glazed Stoneware mugs and the design of these can perhaps be seen as the progenitor of the 19th-century types.

Slip Banded wares were broadly similar to the blue banded wares but included lines and bands of different colours, including brown, black and grey, often in combination with blue bands. Bowls were the only identifiable vessels amongst the hollow wares.

Cane Coloured wares, Slip Banded Cane Coloured wares and Mocha ware

Cane Coloured wares, which Barker and Ford suggest become common from the 1830s/1840s onwards, were present in both slip banded and plain varieties. The name 'Cane Coloured ware' has been preferred to 'Yellow ware' (as used by Barker and Ford 1999) to avoid confusion with 16th and 17th-century Yellow wares and the later Yellow Glazed Coarsewares described above. Contemporary 19th-century names included yellow ware, yellow cane ware and Derbyshire ironstone cane ware. It was made very widely but is often associated particularly with Sharpe's pottery at Swadlincote and other Derbyshire potteries,

although excavations on sites in the Don Valley have produced numerous examples of wares manufactured locally (e.g. Cumberpatch in prep. 1; Griffin 2001, 212, plate 300) and it should not be thought of as a regionally restricted ware in any sense.

The plain Cane Coloured wares, which were not present in any great quantity, consisted predominantly of hollow wares with bowls, a pie dish and a jug amongst the identifiable vessels.

The slip decorated Cane Coloured sherds have been listed in the tables as *Slip Banded CC wares* in order to distinguish them from slip banded Whitewares and plain Cane Coloured wares. As with the slip banded Whitewares, the colours and combinations of white, brown and blue lines and bands vary considerably. Hollow wares were the commonest category with bowls and large mugs or jugs amongst the identifiable vessels.

Mocha ware is a distinctive variant of the slip banded wares with dendritic 'trees' and 'bushes' formed by dropping a spot of a weak acidic solution onto a band of wet slip. As with the Cane Coloured wares, Mocha ware has often been linked with Sharpe's pottery in Derbyshire but was certainly manufactured much more widely from the 1790s to c.1895. A variety of vessel types carried Mocha decoration but only one bowl could be positively identified amongst the Bradford assemblage. A variety of slip lines and bands were noted in association with the Mocha decoration, as detailed in the data tables.

Other 19th-century Slipwares

A variety of other types of later 18th and 19th-century slip decorated wares were identified amongst the assemblage, normally represented by single sherds or very small groups. Examples included a group from context 1120 (cabled slipware and other slip banded wares) and very similar sherds from contexts 1130 and 1197. Although joining sherds were not identified, a number of these sherds were very similar, perhaps suggesting that the contexts were of a similar date or were in some other way connected. Notes to this effect are included in the data table.

Fine Redware

Fine Redware forms a small but distinctive group of refined earthenwares with a red body dating to the later 18th and 19th centuries. Only one vessel was identifiable (a teapot from context 1020) but the group as a whole consisted of hollow wares decorated with clear glaze and slip, the latter most commonly white.

Blue Bodied ware

A small number of sherds from Phases 5 and 6 were identified as Blue Bodied ware, characterised, as the name suggests, by the blue colour of the refined earthenware body, rather than by surface treatment. Such wares are not uncommon in 19th-century assemblages from Yorkshire, but rarely constitute more than a minor element of such assemblages.

Unglazed Red Earthenware

The term Unglazed Red Earthenwares refers principally to horticultural wares, but can also include some utilitarian domestic wares similar to Brown Glazed Coarsewares. In addition to a conventional flowerpot (identified by the presence of perforated bases from context 1021), a variety of other types of hollow ware were identified, as detailed in the data tables. Three large sherds from context 1028 may be fragments of tile.

3 Site formation and taphonomic processes

Cross-context joins

The fact that the pottery assemblage was unmarked precluded a comprehensive investigation of the extent of cross-context or cross-phase links. Those sherds which were identified as joining across contexts were limited to particularly notable sherds which stood out as a result of their unusual or distinctive character. Although they offer some indication of the extent of links between contexts, the haphazard nature of this way of identifying such joins means that they represent the absolute minimum number of possible joins and as a result not only is the estimated maximum number of vessels (ENV) figure an underassessment of the actual figure, but conclusions based upon those links between contexts established as a result of their identification must also be taken as a minimum indication of the extent of relationships between otherwise discrete contexts.

Actual or suspected cross-context joins noted during the assessment phase and the report phase are summarised in Table 1.

| Phase | Cross-context and cross-phase joins |
|-------|-------------------------------------|
| 3 | 1146 & 1150 |
| 3 | 1241 & 1267 |
| 3 | 1216 & 1239 |
| 4 & 5 | 1072 & 1102 |
| 5 | 1098 & 1020 |
| 5 | 1133 & 1157 |
| 5 | 1197 & 1120 |
| 5 & 3 | 1130 & 1216 & 1241 |
| 5 & 6 | 1017 & 1105 & 1102 & 1021 |

Table 1. Probable cross-context joins noted during the assessment

Water-worn sherds

Groups of water worn sherds were noted throughout the assemblage and are presumably connected with the nearby beck. The occurrence of groups of such sherds is noted both in the data tables and, as appropriate, in the discussion of the individual context groups below. Although such sherds occurred throughout the assemblage, there was some evidence of concentration, presumably relating to episodes of dredging or the deliberate acquisition of material from the stream bed. Examples include contexts 1160, 1176 and 1187 (Phase 4) and contexts 1016 and 1017 (Phase 6). There is little evidence for this practice in the first three phases of the site and so it would appear that such activity did not take place (at least in the area of excavation) before the later 17th or 18th centuries. The implications for the dating of individual contexts, given that such water-worn sherds are likely to be significantly earlier than the contexts in which they were deposited (allowing for the time needed for the abrasion to take place) remain to be investigated with reference to the stratigraphic and structural account of the site (ASWYAS 2006).

4 Discussion

The following discussion is based upon the site narrative (ASWYAS 2006) which drew on the results of the assessment of the pottery (Cumberpatch 2005; 2006b) and on the assessments of other categories of finds. It was, regrettably, finalised before the more detailed consideration of the pottery which is the subject of the present report. In the course of the full analysis of the pottery presented here it has become clear that the phasing structure developed for the site narrative does not distinguish a number of possible sub-phases within the seven principal phases of activity on the site. It was not possible, within the project budget, to embark on a full re-evaluation of the site narrative in order to determine whether the more complex phasing structure worked in the sense of according with the stratigraphic and structural narrative and this is, in any case, beyond the competence and remit of the author. It is to be hoped that, at some time in the future, it will be possible to revisit the site narrative and to assess the suggestions made here as to the phasing of the site on the basis of the pottery.

Phase 1

The earliest phase of activity on the site produced only a small amount of pottery from five contexts (1287, 1315, 1316, 1317 and 1320) located in areas B2 and C (Table 2). The material from area C, contexts 1287 and 1315, was exclusively of later medieval date although, with the exception of a sherd of Humberware, it was not identifiable to a particular ware type. One sherd from context 1315 was extensively abraded and it was not clear if this was the effect of water-related abrasion or because the sherd was a damaged pot disc and had the edges deliberately smoothed during its manufacture.

| Area | Context | Type | No. | Wt. | ENV | Part | Form | Decoration | Date range | Notes |
|------|---------|--------------------------------|-----------|------------|-----------|------------|-------------|-----------------------------------------------------------|-----------------|--------------------------------------------------------------------------------------------|
| C | 1287 | Oxidised Sandy ware | 1 | 21 | 1 | Rod handle | Hollow ware | Green glaze on top of handle | C15th - C16th | Later med / post-med type |
| C | 1315 | Humberware | 1 | 18 | 1 | BS | Hollow ware | Green glaze ext | LC13th - C15th | Fine Humberware; probably Cowick |
| C | 1315 | Reduced Gritty ware | 2 | 79 | 1 | BS | Hollow ware | U/Dec | Late medieval | Hard, coarse fabric with distinctive vesicular surface |
| C | 1315 | Reduced Sandy ware | 1 | 99 | 1 | BS | Hollow ware | Patchy friable green glaze ext | C14th - C15th | Abraded; may be a large pot disc or water-worn |
| C | 1315 | Reduced Sandy ware | 1 | 2 | 1 | BS | Hollow ware | U/Dec | Medieval | |
| B2 | 1316 | BGCW type | 1 | 53 | 1 | BS | Hollow ware | Mottled brown glaze ext; thin purple-brown glaze int | LC15th - C17th | Hard, dense, red, semi-vitrified body with abundant quartz and round red grit; Early BGCW? |
| B2 | 1316 | Rhenish stoneware | 1 | 39 | 1 | BS | Mug/jug | Mainly grey with a patch of iron wash on body | LC15th - C17th | Possibly Frechen-Koln |
| B2 | 1317 | Cistercian ware | 1 | 3 | 1 | BS | Hollow ware | Shiny black glaze int & ext | c.1460 - c.1600 | Could be Blackware |
| B2 | 1317 | Coal Measures Purple type ware | 1 | 7 | 1 | BS | Hollow ware | Purple glaze int & ext | C15th - C16th | Thin, hard, semi-vitrified body with quartz and red grit |
| B2 | 1317 | Redware | 1 | 16 | 1 | BS | Hollow ware | Clear glaze int | MC17th - C18th | Orange body with quartz and round red grit; sandier texture than some examples |
| B2 | 1320 | Cistercian ware | 2 | 36 | 2 | Rim & BS | Cup/tyg | Brown glaze with yellow flecks int & ext; ends above base | c.1460 - c.1600 | Constricted rim; cf Wrenthorpe Fig 55; 75 with an unusual orange-red fabric |
| | | Total | 13 | 373 | 12 | | | | | |

Table 2. Pottery from Phase 1

The sherds from area B2, contexts 1316, 1317 and 1320 were probably of a slightly later date than those from area C. The material from context 1316 included a piece of a Rhenish stoneware mug or jug. The sherds from contexts 1316 and 1320 were, in terms of both date and the (somewhat limited) range of types, similar to those from Phase 2.

While Phase 1 may have a stratigraphic unity, on the basis of the pottery it is possible to propose two sub-phases (corresponding to the spatial subdivisions, B2 and C, of the site) with contexts 1287 and 1315 constituting an earlier sub-phase, possibly pre-dating the mid-15th century and the remaining three contexts forming a slightly later sub-phase of mid to later 15th or 16th-century date. The sherd of Redware from context 1317 could be considerably later but equally the origins of the Redware type are not particularly well understood and a pre-17th-century date cannot be ruled out for this sherd.

Phase 2

The pottery assemblage from Phase 2 (Trench 18, Areas B1, B2 and C; Table 3) was dominated by Cistercian wares and Purple Glazed wares of various types and also included some early Brown Glazed Coarsewares. Early Yellow wares also formed a significant element within the group but other than a sherd from context 282, Slipwares of all types were notable by their absence. The very small sherd of White Salt Glazed Stoneware from context 1285 is perhaps best seen as intrusive in character. Weighing less than one gram, it could have easily been incorporated into the earlier context as a result of animal action or some other entirely natural process. Medieval pottery, notably Coal Measures wares and Humberware, was also present, possibly as a residual component associated with the later material although, given the recent redating of Cistercian ware to the mid-15th century, the Coal Measures Purple wares can be seen as contemporary with the Cistercian wares. It seems likely that the phase as a whole dates to the later 15th or 16th centuries and predates the development of Blackwares, Slipwares and Redwares in the 17th century. This suggestion of an early date may be supported by the virtual absence of clay tobacco pipes from the contexts constituting the phase. Only context 1282 produced tobacco pipe fragments and it may be no co-incidence that this context also produced a sherd of 17th-century Blackware and, as it is described as 'highly mixed' (ASWYAS 2006, para 4.132), it should perhaps be considered an anomalous context in Phase 2 as it would fit more comfortably into Phase 3.

There did not appear to be any significant distinctions between the groups of pottery from different areas of the site and the suggestion that a number of different contexts (282, 1035 and 1279; Trench 18, Areas B1 and B2) were part of the same deposit (ASWYAS 2006, para 4.140) indicates a degree of homogeneity within this phase which is not contradicted by the pottery evidence.

The range of pottery from the remaining contexts in area B2 (1284, 1285, 1302 and 1304) was similar in general terms to that described above.

| Tr/Area | Context | Type | No. | Wt. | ENV | Part | Form | Decoration | Date range | CTP dep date | Notes |
|---------|---------|--------------------------------|-----|-----|-----|-------------------|-------------|----------------------------------------------------------|-----------------|--------------|--------------------------------------------------------------------------------|
| 18 | 282 | BGCW | 2 | 40 | 1 | BS | Hollow ware | Sparse patchy brown glaze int & ext | C16th - C17th | Void | Bright orange fabric with occasional red grit; a very common BGCW fabric |
| 18 | 282 | BSGSW | 1 | 14 | 1 | Shoulder | Bottle | Brown ext, green int | M - LC19th | Void | Intrusive? Much later than the rest of the group from this context |
| 18 | 282 | Cistercian type ware | 1 | 12 | 1 | Handle & BS | Cup/tyg | Brown glaze with fine yellow mottling on hard red fabric | c.1450 - c.1600 | Void | A browner colour than normal for Cistercian ware |
| 18 | 282 | Early Yellow ware | 2 | 49 | 1 | Rim | Dish | Thin clear glaze int & ext | C16th - C17th | Void | Flat topped rim, slightly clubbed; fine even buff fabric |
| 18 | 282 | Early Yellow ware | 1 | 71 | 1 | Base | Bowl/dish | Thin crazed yellow glaze int & ext | C16th - C17th | Void | Parallel wire marks on underside |
| 18 | 282 | Humberware type | 2 | 95 | 1 | Base | Hollow ware | Patchy green glaze ext | LC13th - C15th | Void | Abraded, possibly in water, unlike most of this group |
| 18 | 282 | Midlands Purple ware 02 | 1 | 21 | 1 | BS | Hollow ware | Patchy brown glaze int & ext | C16th - C17th | Void | Hard, dense, buff to grey streaky fabric with quartz and round red inclusions |
| 18 | 282 | Redware | 4 | 77 | 3 | BS | Flatware | Clear glaze int | MC17th - EC18th | Void | Possible thin layer of slip internally |
| 18 | 282 | Slipware type 1 | 2 | 41 | 1 | BS | Flatware | Trailed white slip and clear glaze int | MC17th - EC18th | Void | See Brears 1967:Fig 10; 4 for a parallel for the design |
| 18 | 282 | Tin Glazed Earthenware | 1 | 3 | 1 | Rim | Flatware | Diffuse painted blue linear decoration around rim | C17th - C18th | Void | Abraded rim |
| B1 | 1035 | Cistercian ware | 1 | 71 | 1 | Base & body | Tall cup | Black glaze int & ext | c.1460 - c.1600 | Void | Footed base with handle stump |
| B1 | 1035 | Cistercian ware | 3 | 16 | 3 | Rim | Hollow ware | Brown glaze int & ext with sparse fine yellow mottling | c.1460 - c.1600 | Void | Constricted rim with external shoulder; cf Wrenthorpe Fig 52;1, 2, 10 |
| B1 | 1035 | Cistercian ware | 11 | 39 | 11 | BS | Hollow ware | Brown to black glaze int & ext | c.1460 - c.1600 | Void | |
| B1 | 1035 | Coal Measures Purple type ware | 1 | 8 | 1 | BS | Hollow ware | Purple glaze int & ext | C15th - C16th | Void | Thin walled vessel with a finer CM type reduced fabric |
| B1 | 1035 | Coal Measures Purple type ware | 1 | 20 | 1 | BS | Hollow ware | Mottled metallic brown glaze ext; purple glaze int | C15th - C16th | Void | Dark grey core with pale grey margins under glaze |
| B1 | 1035 | Coal Measures Purple ware | 1 | 10 | 1 | BS | Hollow ware | Thick purple glaze ext, thin glaze int | C15th - C16th | Void | Thin walled sherd |
| B1 | 1035 | Early Yellow ware | 1 | 3 | 1 | Rim | Hollow ware | Yellow glaze int & ext., angled impressions on rim | C16th - C17th | Void | cf Wrenthorpe Fig 58; 149, Fig 59; 161, 162 |
| B1 | 1035 | Early Yellow ware | 1 | 1 | 1 | BS | Hollow ware | Yellow glaze int & ext. | C16th - C17th | Void | |
| B1 | 1035 | Early Yellow ware | 1 | 2 | 1 | BS | Hollow ware | U/Dec | C16th - C17th | Void | Sample No 24 |
| B1 | 1035 | Humberware | 1 | 9 | 1 | BS | Hollow ware | Greenish-purple glaze ext | LC13th - C15th | Void | Abraded with rounded edges |
| B1 | 1035 | Midlands Purple ware | 2 | 38 | 2 | Handle | Hollow ware | Purple glazed oval strap handles | C15th - C17th | Void | |
| B1 | 1035 | Midlands Purple ware | 1 | 32 | 1 | BS & handle stump | Jar | Purple glaze int & ext | C15th - C17th | Void | Hard, fine reduced body with dull red margins; resembles a Cw/Bw fabric |
| B1 | 1035 | Midlands Purple ware | 1 | 31 | 1 | BS | Hollow ware | Purple glaze int & ext, rilled int & ext | C15th - C17th | Void | Dull orange body containing quartz and round red grit |
| B1 | 1035 | Midlands Purple ware | 1 | 4 | 1 | BS | Hollow ware | Purple glaze int & ext | C15th - C17th | Void | Fine dull brown body containing fine quartz |
| B1 | 1035 | Midlands Purple ware | 1 | 26 | 1 | BS | Hollow ware | Thick purple glaze ext, patchy purple glaze int | C15th - C17th | Void | Fabric resembles MPG03A but the glaze is thicker and the finish more irregular |
| B1 | 1035 | Midlands Purple ware 11 | 3 | 39 | 3 | BS | Hollow ware | Patchy purple glaze int & ext | C15th - C17th | Void | See reference collection; fine sandy orange body |
| B1 | 1091 | Cistercian/Blackware | 1 | 2 | 1 | BS | Hollow ware | Brown shiny glaze int & ext | C16th - C17th | Void | A distinctive bright orange fabric with sparse fine quartz & black grit |

Table 3. Pottery from Phase 2

| Tr/Area | Context | Type | No. | Wt. | ENV | Part | Form | Decoration | Date range | CTP dep date | Notes |
|---------|---------|------------------------------|-----|-----|-----|-------------------|-------------|------------------------------------------------------------|-----------------|--------------|-------------------------------------------------------------------------------------------------------------|
| B1 | 1297 | BGCW 08 | 1 | 17 | 1 | BS | Hollow ware | Metallic brown/purple glaze ext, mottled green int | C16th - C17th | Void | Some sooting ext |
| B1 | 1297 | Cistercian type ware | 1 | 30 | 1 | Base | Hollow ware | Thick black glaze int & ext | MC15th - c.1600 | Void | An unusual hard, fine homogenous red fabric but seems to be a Cistercian ware form |
| B1 | 1297 | Micaceous Sandy ware | 1 | 22 | 1 | BS | U/ID | Clear glaze ext with impressed lines | Late medieval | Void | An unusual sherd of unidentified type and origin; import? |
| B2 | 1035 | Midlands Purple ware type | 2 | 21 | 2 | Handle | Hollow ware | Purple glaze int & ext | C15th - C17th | Void | Orange to grey with thin white streaks and sparse round black grit |
| B2 | 1279 | Cistercian ware | 1 | 24 | 1 | Base | Cup/tyg | White pipe clay decoration ext; geometric or grid pattern | c.1460 - LC16th | Void | |
| B2 | 1279 | Cistercian ware | 1 | 10 | 1 | BS | Cup/tyg | White pipeclay disc ext | c.1460 - LC16th | Void | See Wrenthorpe 1992:Table 9; 7, 8 |
| B2 | 1279 | Cistercian ware | 1 | 19 | 1 | Base | Cup/tyg | U/Dec | c.1460 - LC16th | Void | |
| B2 | 1279 | Cistercian ware | 4 | 51 | 4 | Handle | Cup/tyg | U/Dec | c.1460 - LC16th | Void | |
| B2 | 1279 | Cistercian ware | 3 | 14 | 3 | Rim | Cup/tyg | Constricted rim with prominent ridge below rim | c.1460 - LC16th | Void | |
| B2 | 1279 | Cistercian ware | 8 | 55 | 8 | BS | Hollow ware | U/Dec | c.1460 - LC16th | Void | |
| B2 | 1279 | Cistercian ware | 1 | 1 | 1 | Rim | Cup/tyg | U/Dec | c.1460 - LC16th | Void | |
| B2 | 1279 | Cistercian ware | 1 | 17 | 1 | BS & handle stump | Cup/tyg | U/Dec | c.1460 - LC16th | Void | |
| B2 | 1279 | Cistercian ware | 1 | 2 | 1 | BS | Hollow ware | U/Dec | c.1460 - LC16th | Void | |
| B2 | 1279 | Coal Measures Whiteware type | 1 | 25 | 1 | Rim | Hollow ware | Mottled patchy brown glaze int & ext; finger impressed rim | C14th - C15th | Void | Buff fabric with abundant coarse round red and angular non-crystalline rock fragments |
| B2 | 1279 | Midlands Purple type ware | 1 | 16 | 1 | Handle | Hollow ware | D-profile narrow strap handle; purple glaze | C15th - C16th | Void | Hard, dense semi-vitrified purple fabric with abundant quartz |
| B2 | 1279 | Midlands Purple type ware | 1 | 41 | 1 | BS | Hollow ware | Glazed int & ext; secondarily burnt with some blistering | C15th - C16th | Void | Hard, dense dull buff fabric with red and black vesicular grit and quartz |
| B2 | 1279 | Midlands Purple type ware | 4 | 40 | 4 | BS | Hollow ware | Patchy hard purple glaze ext | C15th - C16th | Void | Hard, dense, semi-vitrified dull red-brown fabric with abundant quartz and non-crystalline white rock frags |
| B2 | 1279 | Midlands Purple type ware | 1 | 15 | 1 | Rim | Hollow ware | Mottled brown - purple glaze int & ext | C15th - C16th | Void | Hard, dense, semi-vitrified dull red fabric with abundant quartz and non-crystalline white rock frags |
| B2 | 1279 | Redware type | 1 | 62 | 1 | Base | Hollow ware | Clear glaze int | C17th | Void | Much more heavily abraded than other sherds in this context; coarser fabric |
| B2 | 1282 | Blackware | 1 | 13 | 1 | BS & handle stump | Hollow ware | Black glaze ext, unglazed int | C17th | 1650 - 1670 | May be a flask or costrel |
| B2 | 1284 | Cistercian ware | 1 | 8 | 1 | BS | Hollow ware | Dark glaze | c.1460 - c.1600 | Void | |
| B2 | 1285 | BGCW 10 type | 3 | 26 | 2 | BS | Hollow ware | Thin, hard mottled brown glaze ext | C16th - C17th | Void | Dating is conjectural |
| B2 | 1285 | Cistercian ware | 1 | 12 | 1 | Handle & BS | Cup/tyg | Dark glaze discoloured in patches | c.1460 - c.1600 | Void | |
| B2 | 1285 | Coal Measures Purple ware | 8 | 47 | 1 | BS & handle stump | Jug/jar | Patchy, mottled brown/purple glaze ext | C15th - C16th | Void | |
| B2 | 1285 | Early Yellow ware | 1 | 22 | 1 | BS | Hollow ware | Yellow glaze int & ext | C16th - C17th | Void | ?Early Yellow ware |
| B2 | 1285 | Midlands Purple ware | 1 | 12 | 1 | BS | Hollow ware | Purple glaze ext, mottled greenish glaze int | C15th - C17th | Void | A fine, sandy textured red-brown body with thin white streaks, sparse quartz and red grit |
| B2 | 1285 | Midlands Purple | 1 | 206 | 1 | Base | Cistern | Brown/purple glaze int & ext | C16th - C17th | Void | Spigot hole above bevelled base; fabric |

Table 3. Pottery from Phase 2

| Tr/Area | Context | Type | No. | Wt. | ENV | Part | Form | Decoration | Date range | CTP dep date | Notes |
|---------|---------|-----------------------------|------------|-------------|------------|--------------------|-------------|-----------------------------------------------------------------|-----------------|--------------|----------------------------------------------------------------------------------------|
| | | ware | | | | | | | | | resembles coarse Blackware from Wrenthorpe |
| B2 | 1285 | White Salt Glazed Stoneware | 1 | 1 | 1 | BS | Hollow ware | U/Dec | c.1720 - c.1780 | Void | |
| B2 | 1302 | BGFW | 4 | 149 | 1 | BS | Hollow ware | Mottled brown glaze ext on a rilled body | C16th - C17th | Void | Date conjectural; Bright red body with abundant fine quartz and sparse fine black grit |
| B2 | 1302 | Cistercian ware | 3 | 19 | 2 | BS | Hollow ware | Black glaze int & ext | c.1460 - c.1600 | Void | |
| B2 | 1302 | Coal Measures Purple ware | 1 | 22 | 1 | BS | Hollow ware | Applied and finger impressed strip ext | C15th - C16th | Void | Fabric is buff to grey rather than the typical dark grey of some CMP wares |
| B2 | 1302 | Coal Measures type ware | 1 | 7 | 1 | BS | Hollow ware | Mottled brown glaze ext | C15th - C16th | Void | Fine, smooth red body with prominent fine quartz and round red to black grit |
| B2 | 1302 | Coal Measures Whiteware | 2 | 62 | 2 | BS | Hollow ware | Patchy brown to yellow-brown glaze ext | C14th - C15th | Void | |
| B2 | 1302 | Early Yellow ware | 1 | 12 | 1 | BS | Hollow ware | Thin hard yellow glaze int & ext; rilling ext | C16th - C17th | Void | |
| B2 | 1304 | Cistercian ware | 1 | 16 | 1 | BS | Cup/tyg | Two white pipeclay discs ext; Wrenthorpe Table 9; elements 7, 8 | c.1460 - c.1600 | Void | |
| B2 | 1304 | Coal Measures Whiteware | 4 | 71 | 3 | BS | Hollow ware | Mottled brown glaze ext, occasional splashes int | LC14th - C15th | Void | Finer than some CMW types |
| C | 1215 | Blackware type | 1 | 31 | 1 | Base | Jar | Shiny brown glaze int & above base ext | C16th - C17th | Void | Larger vessel in a dense, homogenous red fabric with a bevelled foot |
| C | 1243 | Cistercian ware | 1 | 4 | 1 | BS | Cup/tyg | U/Dec | c.1460 - c.1600 | Void | Rilled internally |
| C | 1243 | Cistercian ware | 1 | 2 | 1 | BS | Cup/tyg | Rilled ext | c.1460 - c.1600 | Void | |
| C | 1264 | Coal Measures Fineware | 1 | 173 | 1 | Rim & strap handle | Jug | Sparse spots of green glaze ext and on int of rim | LC13th - LC14th | Void | Finer than typical CMW but a similar range of inclusions |
| C | 1264 | Coal Measures Purple ware | 1 | 4 | 1 | BS | Hollow ware | Thick purple glaze ext | C15th - C16th | Void | |
| C | 1264 | Reduced Sandy ware | 1 | 311 | 1 | Base | Hollow ware | Sparse, crumbly friable glaze ext | C13th - C14th | Void | Knife trimmed ext and glaze almost entirely removed |
| | | Total | 125 | 2486 | 107 | | | | | | |

Table 3. Pottery from Phase 2

Contexts in Area C (1215, 1243 and 1264) produced a small group of pottery which generally conformed to the pattern seen in areas B1 and B2. Only the sherd from context 1215 was possibly anomalous. It is listed as of Blackware type but could be slightly earlier than the true Blackwares. The Cistercian ware sherds from context 1243 are unlikely to post-date *c.*1600 (contra ASWYAS 2006, paras. 4.177 and 7.14) although it could have been deposited or redeposited subsequent to this date.

Context 1264 produced only medieval pottery although in such a small quantity that it is difficult to argue for a medieval date for the context, particularly in view of the evidence for residuality elsewhere on the site.

Phase 3

Phase 3 produced one of the larger groups of pottery from the site and one which, in spite of the presence of a small quantity of residual pottery, was generally chronologically homogeneous and appeared to date to the 17th and early 18th centuries (Table 4). The pottery was accompanied by a significant assemblage of clay tobacco pipes which provide a valuable complementary source of evidence to the pottery, particularly in the area of the chronology of the site.

Throughout the phase, the range of pottery included both tablewares and utilitarian wares. The origins of the 18th-century split between formal and vernacular tablewares and utilitarian wares is clearly foreshadowed in this group and the dominance of the yellow and black or dark brown tablewares and utilitarian wares, discussed at greater length elsewhere (Cumberpatch 2003), is clearly demonstrated in this group.

Looking at the pottery from Phase 3 as a whole, there appears to be some indication of chronological variation within the phase and this may well be sufficient to allow the definition of chronological sub-phases. This may have some impact on the stratigraphic and structural narrative presented elsewhere (ASWYAS 2006) but this is a matter that is beyond the scope of the pottery report and requires addressing as a separate issue.

Area B1

Area B1 produced a substantial proportion of the pottery from the third phase of the site. The earliest group was recovered from context 1278 and this had many of the characteristics of the Phase 2 groups, to the extent that it was virtually indistinguishable from them. It is possible that this is the result of chance factors, but it is notable that the group was not accompanied by any clay tobacco pipes, also a feature of the Phase 2 finds assemblages.

A group of contexts produced predominantly 17th-century pottery: 1026, 1146, 1241 and 1267 (linked by cross-context joins), 1260, 1269 and 1289. Of these 1146 and 1260 did not produce any clay tobacco pipe fragments which may indicate an early (?Phase 2) date although the pottery was of 17th-century type. Of the remaining contexts in this group 1241 and 1267 are linked through a cross context join (the rim and body of a Yellow ware jar) and

appear to date to the 17th century, a suggestion which appears to be, at least in part, confirmed by the clay tobacco pipes from this phase (contexts 1026, 1269 and perhaps 1289). Context 1208 remains a slight anomaly as it produced both 17th and 18th-century pottery (specifically 17th-century Blackwares and 18th-century Mottled wares) but an exclusively 17th-century collection of clay tobacco pipes. If the dating of the context through the pipes is reliable (and it is possible that chance depositional or taphonomic factors have affected the date range of the pottery), then the matter is of some interest as this would imply the 17th-century production of Mottled wares, something for which there has, hitherto, been no evidence in either South or West Yorkshire (Cumberpatch 2004b).

A slightly later phase of activity, dating to the later 17th or, more probably, the early 18th century appears to be represented by the material from contexts 1025, 1150, 1216, 1239 and 1240. Although these contexts included 17th-century material (notably Blackware), they also contained examples of wares which either span the later 17th and early 18th centuries or date to the 18th century (notably press-moulded Slipware and Mottled ware).

A number of contexts produced small quantities of pottery or examples of wares which cannot be dated easily (1151, 1271 and 1283). The precise position of these contexts in relation to the proposed two sub-phases is uncertain but a review of the stratigraphic data might be informative in this regard.

Area B2

In Area B2 the majority of the contexts appeared to belong to a phase of activity dating to the 17th century (1245, 1254, 1272 and 1282), similar to that proposed in the case of Area B1, above. The later phase described above in relation to Area B1 did not appear to exist in Area B2, although it is possible that context 1214 dates to the earlier part of the 18th century given the presence of a quantity of Slipware which may be regarded as of questionable date. The position of context 1281 is also ambiguous as it produced a small sherd which could only be suggested to be of Cistercian or Blackware type. Taken alone, it would be unwise to base a date on this sherd which could quite easily be either intrusive or residual within its context.

Context 1282 is of particular interest with regard to the presence of a significant quantity of Yellow Glazed Coarseware, hitherto a type with a rather poorly established date range. The evidence from this assemblage would seem to suggest that the type was in production in the mid to later 17th century alongside the Yellow wares and Redwares. No potteries producing this ware have yet been published.

Area C

Only three contexts in Area C produced pottery (1040, 1193 and 1204). None was later than the 17th century and those from 1193 may be somewhat earlier, most probably 16th century. No clay tobacco pipes accompanied the pottery and it is possible that this group of contexts actually belongs to Phase 2. At the very latest it forms part of the earlier sub-phase of Phase 3.

| Area | Context | Type | No. | Wt. | ENV | Part | Form | Decoration | Date range | CTP dep date | Notes |
|------|---------|-----------------|-----|-----|-----|-------------------|-------------|---------------------------------------------------------------------|----------------|--------------|---------------------------------------------------------------------------|
| B1 | 1025 | Blackware | 4 | 37 | 4 | BS | Hollow ware | Black glaze int & ext | C17th | 1700 - 1750 | Brick red fabric |
| B1 | 1025 | Blackware 1 | 7 | 50 | 7 | BS | Hollow ware | Black glaze int & ext | C17th | 1700 - 1750 | Dark red fabric |
| B1 | 1025 | Blackware 1 | 1 | 6 | 1 | Base | Hollow ware | Black glaze int & ext | C17th | 1700 - 1750 | Small footed base in a dark red fabric |
| B1 | 1025 | Cistercian ware | 2 | 17 | 2 | BS | Hollow ware | Brown glaze int & ext | C16th - EC17th | 1700 - 1750 | Could be misfired Blackware |
| B1 | 1025 | Mottled ware | 1 | 6 | 1 | BS & handle stump | Hollow ware | Mottled glaze int & ext, rilled line around body | C18th | 1700 - 1750 | Buff fabric |
| B1 | 1025 | Mottled ware | 2 | 4 | 2 | BS | Hollow ware | Mottled glaze int & ext | C18th | 1700 - 1750 | Buff fabric |
| B1 | 1025 | Mottled ware | 1 | 17 | 1 | Base | Hollow ware | Dark mottled glaze int & on upper body | C18th | 1700 - 1750 | Fine orange fabric with very small round red grits; unusual fabric |
| B1 | 1025 | Mottled ware | 1 | 6 | 1 | Base | Hollow ware | Mottled glaze int & ext with low relief rilled band above flat base | C18th | 1700 - 1750 | Buff fabric |
| B1 | 1025 | Mottled ware | 2 | 8 | 2 | BS | Hollow ware | Dark mottled glaze int & ext; raised cordon around body | C18th | 1700 - 1750 | Fine orange fabric with very small round red grits; unusual fabric |
| B1 | 1025 | Redware | 8 | 66 | 8 | BS | Dish | Clear glaze int | C17th - C18th | 1700 - 1750 | Abraded and flaked |
| B1 | 1025 | Redware | 2 | 66 | 1 | Base | Dish | Clear glaze int, red slip ext | C17th - C18th | 1700 - 1750 | |
| B1 | 1025 | Redware | 2 | 49 | 2 | Rim | Dish | Clear glaze int | C17th - C18th | 1700 - 1750 | Probably the same vessel |
| B1 | 1025 | Redware | 1 | 5 | 1 | Rim | Dish | Clear glaze int | C17th - C18th | 1700 - 1750 | Darker and more homogenous fabric than normal |
| B1 | 1025 | Redware | 3 | 21 | 1 | BS | Dish | Clear glaze int | C17th - C18th | 1700 - 1750 | Darker and more homogenous fabric than normal |
| B1 | 1025 | Slipware | 3 | 12 | 3 | BS | Hollow ware | Unusual trailed and dotted design on coloured slip | C18th | 1700 - 1750 | Glazed internally; buff fabric |
| B1 | 1025 | Slipware type 1 | 1 | 32 | 1 | Base | Dish | Trailed yellow slip decoration | C17th - C18th | 1700 - 1750 | |
| B1 | 1025 | Slipware type 1 | 4 | 25 | 4 | BS | Dish | Trailed yellow slip decoration | C17th - C18th | 1700 - 1750 | |
| B1 | 1025 | Slipware type 1 | 4 | 44 | 4 | Rim | Dish | Trailed yellow slip decoration | C17th - C18th | 1700 - 1750 | |
| B1 | 1026 | Blackware | 3 | 14 | 3 | BS | Hollow ware | Black glaze int & ext | C17th | 1650 - 1670 | Dark red fabric |
| B1 | 1026 | Blackware | 5 | 29 | 5 | BS | Hollow ware | Black glaze int & ext | C17th | 1650 - 1670 | Brick red fabric |
| B1 | 1026 | Blackware | 2 | 107 | 1 | Base | Jar | Footed base, brown glaze int, unglazed ext | C17th | 1650 - 1670 | Probably glazed externally on upper body |
| B1 | 1026 | Blackware | 1 | 133 | 1 | Base | Jar | Brown glaze ext, sparse glaze int | C17th | 1650 - 1670 | Larger, thicker walled vessel |
| B1 | 1026 | Blackware | 1 | 14 | 1 | Strap handle | Hollow ware | Brown glaze on handle | C17th | 1650 - 1670 | |
| B1 | 1026 | Blackware | 4 | 43 | 2 | Rim | Hollow ware | Brown glaze int & ext | C17th | 1650 - 1670 | Hard, dense dark red fabric |
| B1 | 1026 | Redware | 2 | 258 | 1 | Base | Dish/bowl | Clear glaze int | C17th - EC18th | 1650 - 1670 | Large, thick walled dish or bowl, thicker body than the Slipware versions |
| B1 | 1026 | Redware | 2 | 14 | 2 | Rim | Dish | Clear glaze int | C17th - C18th | 1650 - 1670 | |
| B1 | 1026 | Redware | 8 | 92 | 8 | BS | Dish | Clear glaze int | C17th - EC18th | 1650 - 1670 | Body sherds; flaked with some abrasion |
| B1 | 1026 | Slipware | 3 | 35 | 1 | Rim | Dish | Wavy yellow line around rim and yellow discs int | C17th - C18th | 1650 - 1670 | Wheel thrown dish/bowl |
| B1 | 1026 | Slipware | 2 | 14 | 2 | BS | Dish | Traces of slip decoration int; heavily burnt | LC17th - C18th | 1650 - 1670 | Heavily burnt |

Table 4. Pottery from Phase 3

| Area | Context | Type | No. | Wt. | ENV | Part | Form | Decoration | Date range | CTP dep date | Notes |
|------|---------|--------------------|-----|-----|-----|---------------|---------------|------------------------------------------------------------|----------------|--------------|----------------------------------------------------------------------------------------|
| B1 | 1026 | Slipware type 1 | 1 | 30 | 1 | BS | Flatware | Curvilinear slip decoration internally | C17th - EC18th | 1650 - 1670 | |
| B1 | 1026 | Slipware type 1 | 1 | 257 | 1 | Profile | Dish | Trailed white slip linear designs int | C17th - EC18th | 1650 - 1670 | Light sooting ext and use wear on underside with rilling |
| B1 | 1026 | YGCW | 1 | 92 | 1 | Rim | Dish | White slip int under clear glaze | C17th - EC18th | 1650 - 1670 | Buff body; everted flat rim, no rounding or clubbing |
| B1 | 1026 | YGCW | 1 | 109 | 1 | Rim | Dish | Buff slip int & ext on a white fabric with clear glaze int | C17th - EC18th | 1650 - 1670 | Rounded, clubbed rim |
| B1 | 1026 | YGCW | 1 | 22 | 1 | Base | Dish/pancheon | Yellow glaze int | C17th - C18th | 1650 - 1670 | Thick base |
| B1 | 1026 | YGCW | 1 | 17 | 1 | BS | Dish/bowl | Clear glaze on buff body | C17th - C18th | 1650 - 1670 | |
| B1 | 1146 | Blackware | 1 | 19 | 1 | BS | Hollow ware | Dark glaze int & partially ext | C17th | Void | Typical hard dark red Blackware fabric |
| B1 | 1146 | Blackware | 3 | 20 | 1 | Base & handle | Hollow ware | Three fingernail impressed handle attachment | C17th | Void | Cf. Wrenthorpe; note that this has an orange-red body |
| B1 | 1146 | Blackware type | 1 | 8 | 1 | BS | Hollow ware | Black glaze int, thin glaze ext | C17th | Void | Brick red fabric |
| B1 | 1146 | Blackware type | 3 | 58 | 1 | BS | Hollow ware | Streaky, slightly mottled brown glaze int & ext | C17th | Void | Hard, fine, dense brick red fabric with no visible incs |
| B1 | 1146 | Blackware type | 1 | 8 | 1 | Handle | Hollow ware | Thin brown glaze on an oval handle | C17th | Void | Brick red fabric with occasional fine mica grains |
| B1 | 1146 | Blackware type | 6 | 54 | 5 | BS | Hollow ware | Streaky, slightly mottled brown glaze int & ext | C17th | Void | Hard, fine, dense brick red fabric with no visible incs |
| B1 | 1146 | Blackware type | 1 | 9 | 1 | Base | Hollow ware | Black glaze int, unglazed ext | C17th - C18th | Void | |
| B1 | 1146 | Mottled Coarseware | 1 | 21 | 1 | BS | Hollow ware | Dark mottled glaze int & ext on a light buff body | C17th | Void | |
| B1 | 1146 | Redware | 3 | 27 | 3 | BS | Dish | Clear glaze int; one sherd with buff slip under glaze | C17th - C18th | Void | |
| B1 | 1146 | Redware | 1 | 21 | 1 | Rim | Dish | Clear glaze int | C17th - C18th | Void | Heavy profiled rim |
| B1 | 1146 | Slip coated ware | 3 | 5 | 3 | Rim & BS | Hollow ware | White slip on a red body with yellow glaze int & ext | C17th - C18th | Void | There are other examples of this type elsewhere (1150) ?same vessel |
| B1 | 1150 | BGFW type | 2 | 55 | 2 | BS | Hollow ware | U/Dec | C17th - C18th | 1640 - 1720 | Hard dense red body with hard, shiny brown glaze int & ext; ?Coarse Blackware variant? |
| B1 | 1150 | Blackware | 2 | 8 | 1 | Base | Hollow ware | U/Dec | C17th | 1640 - 1720 | Conventional dark red body; simple base |
| B1 | 1150 | Blackware | 1 | 5 | 1 | BS | Hollow ware | U/Dec | C17th | 1640 - 1720 | Blackware; thicker sherd but with dark red Blackware type fabric |
| B1 | 1150 | C17th Coarseware | 1 | 4 | 1 | BS | Hollow ware | U/Dec | C17th - EC18th | 1640 - 1720 | Sooted ext; platey black inclusions |
| B1 | 1150 | Redware | 2 | 90 | 2 | Rim | Dish | Clear glaze int, red slip ext | MC17th - C18th | 1640 - 1720 | Profiled rim, probably the same vessel |
| B1 | 1150 | Redware | 2 | 2 | 2 | BS | Dish | Clear glaze int | MC17th - C18th | 1640 - 1720 | Small chips |
| B1 | 1150 | Redware | 2 | 26 | 2 | BS | Dish | Clear glaze int, red slip ext | MC17th - C18th | 1640 - 1720 | May be part of the vessels of which the rims are also part |
| B1 | 1150 | Slip coated ware | 3 | 7 | 1 | Rim & BS | Hollow ware | White slip on a red body with yellow glaze int & ext | C17th - C18th | 1640 - 1720 | There are other examples of this type elsewhere (1146) ?same vessel |
| B1 | 1150 | Stoneware (?) | 1 | 3 | 1 | Rim | Small jar | Buff body with green glaze int & ext | ?C17th / C18th | 1640 - 1720 | An unusual sherd from an unusual vessel |

Table 4. Pottery from Phase 3

| Area | Context | Type | No. | Wt. | ENV | Part | Form | Decoration | Date range | CTP dep date | Notes |
|------|---------|------------------------|-----|-----|-----|-------------------|-------------|-------------------------------------------------------------------------|----------------|--------------|---------------------------------------------------------------------------------------------|
| B1 | 1151 | Blackware type | 1 | 12 | 1 | Base | Hollow ware | Black glaze int & ext | LC16th - C17th | 1680 - 1740 | An unusual dense bright orange fabric, unlike most Blackwares |
| B1 | 1208 | Blackware | 2 | 18 | 1 | BS & handle stump | Hollow ware | Black glaze int & ext | C17th | 1650 - 1670 | Applied handle, sheared off along join; orange fabric |
| B1 | 1208 | Blackware | 1 | 14 | 1 | Base | Hollow ware | Black glaze int & ext; footed base | C17th | 1650 - 1670 | Bright orange fabric, some sooting on underside of base |
| B1 | 1208 | Blackware | 1 | 12 | 1 | Base | Hollow ware | Black glaze int & ext, slightly splayed base | C17th | 1650 - 1670 | Dark brick red body with fine quartz and black incs; cf Blackware 3 Pontefract Castle |
| B1 | 1208 | Blackware | 1 | 16 | 1 | Base | Hollow ware | Black glaze int & ext above footed base | C17th | 1650 - 1670 | Sooted ext; fabric and for is similar to Blackware, finish appears more like Late Blackware |
| B1 | 1208 | Blackware | 17 | 111 | 17 | BS | Hollow ware | Black glaze int & ext | C17th | 1650 - 1670 | Brick red fabric |
| B1 | 1208 | Blackware | 1 | 6 | 1 | Rim | Jar | Black glaze int & ext | C17th | 1650 - 1670 | Dark brick red fabric; everted rim |
| B1 | 1208 | Blackware | 1 | 48 | 1 | Handle & BS | Hollow ware | Black glaze int & ext | C17th | 1650 - 1670 | Strap handle; dark red fine fabric |
| B1 | 1208 | Blackware | 1 | 31 | 1 | BS & handle stump | Hollow ware | Black glaze | C17th | 1650 - 1670 | Hard, fine red fabric |
| B1 | 1208 | Blackware | 8 | 116 | 8 | BS | Hollow ware | Black glaze | C17th | 1650 - 1670 | Fine, hard, homogenous dark red fabric |
| B1 | 1208 | C17th Coarseware | 2 | 149 | 1 | Base | Jar | Clear glaze int resembling | C17th | 1650 - 1670 | Sooted ext |
| B1 | 1208 | Mottled ware | 1 | 4 | 1 | BS | Mug/tankard | Rilled band ext; light mottled glaze int & ext | C18th | 1650 - 1670 | Buff body |
| B1 | 1208 | Mottled ware | 2 | 19 | 2 | Handle & BS | Mug/tankard | Dark mottled glaze int & ext | C18th | 1650 - 1670 | Orange body |
| B1 | 1208 | Mottled ware | 1 | 18 | 1 | Base | Mug/tankard | Rilled band above base; light mottled glaze int & ext | C18th | 1650 - 1670 | Buff body |
| B1 | 1208 | Mottled ware | 1 | 4 | 1 | BS | Hollow ware | Very light mottled ware, almost yellow int | LC17th - C18th | 1650 - 1670 | Light buff body, dense with occasional inclusions |
| B1 | 1208 | Redware | 2 | 64 | 1 | Rim | Dish | Clear glaze int | C17th - EC18th | 1650 - 1670 | Glaze mainly removed internally |
| B1 | 1208 | Redware | 10 | 114 | 9 | BS | Dish | Clear glaze int | C17th - EC18th | 1650 - 1670 | Extensively flaked int |
| B1 | 1208 | Redware | 1 | 4 | 1 | Rim | Dish | Clear glaze int | C17th - EC18th | 1650 - 1670 | |
| B1 | 1208 | Slip coated ware | 1 | 2 | 1 | BS | Hollow ware | Thin red slip int under glaze giving a streaky finish int; unglazed ext | C18th | 1650 - 1670 | See also context 1214 for similar sherds |
| B1 | 1208 | Slipware | 1 | 18 | 1 | Rim | Plate | Lobate rim, elaborate feathered and joggled decoration int | C18th | 1650 - 1670 | Press moulded plate; hard, dense pale buff fabric with red non-crystalline grit |
| B1 | 1208 | Slipware | 1 | 19 | 1 | BS | Plate | Feathered and joggled slip decoration int | C18th | 1650 - 1670 | Press moulded plate; hard, dense pale buff fabric with red non-crystalline grit |
| B1 | 1208 | Slipware type 1 | 1 | 2 | 1 | BS | Dish | Trailed and feathered white slip int | C18th | 1650 - 1670 | |
| B1 | 1208 | Tin Glazed Earthenware | 1 | 3 | 1 | Rim | Plate | Traces of blue painted design on white | C17th - C18th | 1650 - 1670 | Heavily flaked |
| B1 | 1208 | Tin Glazed Earthenware | 1 | 1 | 1 | BS | Hollow ware | Traces of blue painted design on white | C17th - C18th | 1650 - 1670 | |

Table 4. Pottery from Phase 3

| Area | Context | Type | No. | Wt. | ENV | Part | Form | Decoration | Date range | CTP dep date | Notes |
|------|---------|-------------------|-----|-----|-----|-------------|-------------|-----------------------------------------------------------------------------|-----------------|--------------|------------------------------------------------------------|
| B1 | 1208 | Unidentified | 2 | 11 | 1 | Rim | Dish | Blistered and discoloured glaze int | LC17th - C18th | 1650 - 1670 | Heavily burnt with external bulge of folded rim flaked off |
| B1 | 1208 | Yellow ware type | 2 | 1 | 1 | Rim | Hollow ware | Yellow to honey coloured glaze int & ext | C17th - C18th | 1650 - 1670 | Looks like Mottled ware without the mottling |
| B1 | 1216 | Redware | 1 | 25 | 1 | BS | Dish | Clear glaze int | C18th | Void | Abraded; knife trimmed ext |
| B1 | 1216 | Slipware | 2 | 7 | 2 | BS | Hollow ware | Linear slip decoration | C18th | Void | cf. 1239; possibly the same vessel |
| B1 | 1216 | Slipware | 1 | 3 | 1 | BS | Flatware | Complex slip decoration | C18th | Void | cf contexts 1197, 1120, 1130, 1241, 1025 |
| B1 | 1239 | Blackware | 1 | 12 | 1 | BS | Hollow ware | Black/purple glaze ext | C17th | 1640 - 1720 | Scar on ext |
| B1 | 1239 | Blackware | 1 | 3 | 1 | BS | Hollow ware | Black glaze int & ext | C17th | 1640 - 1720 | Very thin walled vessel |
| B1 | 1239 | C17th Coarseware | 1 | 6 | 1 | BS | Hollow ware | Clear glaze int | C17th | 1640 - 1720 | Sooted ext; slightly finer than is normal for this type |
| B1 | 1239 | Redware | 4 | 17 | 2 | BS | Dish | U/Dec | LC17th - C18th | 1640 - 1720 | |
| B1 | 1239 | Slipware | 1 | 30 | 1 | BS | Hollow ware | Linear slip pattern | C18th | 1640 - 1720 | See also ext 1216, probably the same vessel |
| B1 | 1239 | Slipware type 1 | 1 | 37 | 1 | Base | Dish | Trailed white linear slip designs int | LC17th - C18th | 1640 - 1720 | |
| B1 | 1240 | BGFW | 6 | 46 | 5 | BS | Hollow ware | Brown glaze on red body; two sherds only have glaze int, all are glazed ext | C17th - C18th | 1650 - 1670 | A fine brick red fabric |
| B1 | 1240 | C17th Coarseware | 2 | 53 | 2 | BS | Hollow ware | Clear glaze int | C17th | 1650 - 1670 | Sooted ext |
| B1 | 1240 | Early Yellow ware | 1 | 35 | 1 | BS | Hollow ware | Very hard, thin glaze int & ext | C17th | 1650 - 1670 | |
| B1 | 1240 | Mottled ware type | 1 | 1 | 1 | BS | Hollow ware | Mottled glaze int & ext; rather lighter than normal | C18th | 1650 - 1670 | Very small sherd |
| B1 | 1240 | Redware | 1 | 1 | 1 | Rim | U/ID | Clear glaze on redware body | C17th - EC18th | 1650 - 1670 | |
| B1 | 1240 | Redware type | 1 | 45 | 1 | Base | Dish | White slip under clear glaze int with greenish pimples all over | LC17th - EC18th | 1650 - 1670 | Unglazed ext but knife trimmed |
| B1 | 1240 | Slipware | 2 | 2 | 2 | BS | Hollow ware | Fine feathered slip design ext | C18th | 1650 - 1670 | Sample No 8 |
| B1 | 1240 | Slipware | 1 | 13 | 1 | Rim | Dish | Lobate rim, feathered slip decoration internally | C18th | 1650 - 1670 | Press moulded dish of C18th type |
| B1 | 1240 | Slipware | 1 | 5 | 1 | Rim | Plate | Pie crust rim with raised decoration int | C18th | 1650 - 1670 | Press moulded plate of C18th type; discoloured |
| B1 | 1240 | Slipware type 1 | 2 | 286 | 1 | Rim & body | Dish | Double wavy slip line around rim with straight line between | C17th - EC18th | 1650 - 1670 | Sooted ext; unidentified design on body |
| B1 | 1240 | Slipware type 1 | 2 | 148 | 1 | Base | Dish | Design of intersecting straight & wavy white slip lines inside body | C17th - EC18th | 1650 - 1670 | |
| B1 | 1240 | Slipware type 1 | 1 | 4 | 1 | BS | Dish | White slip linear design int | C17th - EC18th | 1650 - 1670 | |
| B1 | 1241 | BGFW | 2 | 6 | 2 | BS | Hollow ware | Brown glaze int & ext | C17th - C18th | 1640 - 1660 | |
| B1 | 1241 | BGFW | 2 | 51 | 2 | BS | Hollow ware | Sparse brown glaze int & ext | C17th - C18th | 1640 - 1660 | Bright orange fabric |
| B1 | 1241 | Blackware | 2 | 13 | 1 | BS | Hollow ware | Very shiny purple glaze int & ext | C17th | 1640 - 1660 | |
| B1 | 1241 | Blackware | 1 | 15 | 1 | Handle | Hollow ware | Glazed on top of handle | C17th | 1640 - 1660 | |
| B1 | 1241 | Blackware | 1 | 16 | 1 | Handle & BS | Cup/tyg | Brown glaze, some mottling | C17th | 1640 - 1660 | |
| B1 | 1241 | Blackware | 1 | 21 | 1 | Rim | Jar | Black glaze int & ext | C17th | 1640 - 1660 | Everted rim jar |
| B1 | 1241 | C17th Coarseware | 1 | 21 | 1 | Rim | Hollow ware | Clear glaze int | C17th | 1640 - 1660 | Clubbed rim |
| B1 | 1241 | C17th Coarseware | 2 | 11 | 2 | BS | Hollow ware | Clear glaze int with a slight orange colour | C17th - C18th | 1640 - 1660 | Slightly finer than the normal fabric |

Table 4. Pottery from Phase 3

| Area | Context | Type | No. | Wt. | ENV | Part | Form | Decoration | Date range | CTP dep date | Notes |
|------|---------|--------------------------------|-----|-----|-----|----------|-------------|--------------------------------------------------------------------|----------------|--------------|--------------------------------------------------------------------------------------------|
| | | | | | | | | | | | but with similar platey inclusions |
| B1 | 1241 | Coal Measures Purple type ware | 1 | 15 | 1 | Base | Hollow ware | Purple glaze int & ext | C15th - C16th | 1640 - 1660 | |
| B1 | 1241 | Coarse Blackware | 1 | 57 | 1 | Base | Hollow ware | Brown-black glaze int & ext | C17th | 1640 - 1660 | |
| B1 | 1241 | Coarse Blackware | 1 | 83 | 1 | Base | Hollow ware | Black glaze int & partially ext | C17th | 1640 - 1660 | |
| B1 | 1241 | Coarse Blackware | 2 | 48 | 2 | Base | Hollow ware | Black glaze int & partially ext | C17th | 1640 - 1660 | Probably the same vessel |
| B1 | 1241 | Early Yellow ware | 3 | 64 | 3 | Base | Hollow ware | Yellow glaze int | C17th - EC18th | 1640 - 1660 | |
| B1 | 1241 | Early Yellow ware | 1 | 11 | 1 | BS | Hollow ware | Yellow glaze int | C17th - EC18th | 1640 - 1660 | |
| B1 | 1241 | Early Yellow ware | 1 | 9 | 1 | BS | Hollow ware | Clear glaze int | C17th - EC18th | 1640 - 1660 | Heavily abraded and concretion |
| B1 | 1241 | Redware | 1 | 50 | 1 | Rim | Dish | Clear glaze int; triangular profile rim | C17th - EC18th | 1640 - 1660 | |
| B1 | 1241 | Redware | 1 | 31 | 1 | Rim | Dish | Thin red slip int on a white fabric | C17th - EC18th | 1640 - 1660 | Square sectioned rim with grooved top |
| B1 | 1241 | Redware | 2 | 59 | 1 | BS | Dish | Clear glaze int & partial clear glaze ext | C17th - EC18th | 1640 - 1660 | |
| B1 | 1241 | Redware | 1 | 28 | 1 | BS | Dish | Clear glazed int | C17th - EC18th | 1640 - 1660 | Flaked glaze |
| B1 | 1241 | Redware | 2 | 41 | 2 | Base | Dish | Clear glaze int | C17th - EC18th | 1640 - 1660 | |
| B1 | 1241 | Slipware | 1 | 4 | 1 | BS | Dish | White slip int with trailed rectilinear decoration with white dots | C17th - C18th | 1640 - 1660 | Press-moulded dish; cf. contexts 1197, 1120, 1130, 1216 |
| B1 | 1241 | Slipware type 1 | 2 | 5 | 2 | Rim & BS | Dish | Curvilinear trailed slip design int | C17th - EC18th | 1640 - 1660 | Slightly darker in colour than typical Slipware Type 1 |
| B1 | 1241 | Slipware type 1 | 1 | 7 | 1 | Rim | Dish | Trailed slip design around the rim | C17th - EC18th | 1640 - 1660 | |
| B1 | 1241 | Yellow ware type | 2 | 24 | 2 | BS | Hollow ware | Pale orange glaze int & ext | C17th - EC18th | 1640 - 1660 | Thin walled vessels |
| B1 | 1260 | Blackware | 1 | 2 | 1 | BS | Hollow ware | Black glaze int & ext | C17th | Void | Sample no. 5; secondarily burnt |
| B1 | 1260 | Blackware | 1 | 14 | 1 | BS | Hollow ware | Brown glaze int & ext | C17th | Void | Thick walled sherd in a brick red fabric |
| B1 | 1260 | Blackware | 1 | 6 | 1 | BS | Hollow ware | Hard, thin brown glaze int & ext | C17th | Void | Typical hard, fine dark red fabric |
| B1 | 1260 | Blackware | 1 | 74 | 1 | Base | Hollow ware | Hard, thin brown glaze int & ext | C17th | Void | Coarse Blackware type; bevelled footed base |
| B1 | 1260 | Early Yellow ware | 1 | 9 | 1 | Rim | Bowl | White slip on pale orange body under clear glaze | C16th - C17th | Void | A hard, dense pale orange body with occasional round red grit; everted flat topped rim |
| B1 | 1260 | Early Yellow ware | 5 | 265 | 1 | Profile | Bowl | Thin clear glaze int only | C16th - C17th | Void | Fine soft white fabric with thin glaze int; see also context 1267 for a very similar sherd |
| B1 | 1260 | Early Yellow ware | 1 | 10 | 1 | Handle | Hollow ware | Sparse clear glaze | C16th - C17th | Void | |
| B1 | 1260 | Early Yellow ware | 4 | 27 | 4 | BS | Bowl/dish | Yellow glaze int | C16th - C17th | Void | |
| B1 | 1260 | Early Yellow ware | 3 | 165 | 3 | Base | Bowl/dish | Yellow glaze int on white body int; thin glaze ext | C17th - C18th | Void | Soft white fabric, flakey glaze; one knife trimmed |
| B1 | 1260 | Early Yellow ware | 2 | 68 | 2 | BS | Hollow ware | Yellow glaze int on a streaky orange and white body | C16th - EC18th | Void | Heavily sooted ext with black deposit |
| B1 | 1260 | Early Yellow ware | 1 | 18 | 1 | BS | Hollow ware | Orange glaze int & ext | C16th - EC18th | Void | Buff fabric with occasional non-crystalline incs and linear voids |
| B1 | 1260 | Early Yellow ware | 1 | 18 | 1 | Rim | Bowl | Yellow glaze int | C17th - C18th | Void | White fabric |
| B1 | 1260 | Slipware | 3 | 11 | 2 | BS | Dish | White trailed linear slip design int | C17th - EC18th | Void | Pale orange body |

Table 4. Pottery from Phase 3

| Area | Context | Type | No. | Wt. | ENV | Part | Form | Decoration | Date range | CTP dep date | Notes |
|------|---------|-------------------------|-----|-----|-----|-------------|---------------|------------------------------------------------------------------------------|-----------------|--------------|---------------------------------------------------------------------------|
| B1 | 1260 | Yellow ware | 1 | 7 | 1 | BS | Hollow ware | Thin hard, crazed yellow glaze int & ext over white slip | C16th - C17th | Void | Pale orange fabric with distinctive linear voids; white slip int & ext |
| B1 | 1260 | YGCW | 1 | 28 | 1 | BS | Bowl/pancheon | White slip int under clear glaze | C16th - EC18th | Void | Pale orange fabric with occasional black grit |
| B1 | 1267 | Blackware | 1 | 21 | 1 | BS | Hollow ware | Purple-black metallic glaze int & ext | C17th | 1610 - 1720 | Thick walled vessel |
| B1 | 1267 | Early Yellow ware | 1 | 4 | 1 | BS | Hollow ware | Hard yellow glaze int, thin glaze traces ext | C17th - EC18th | 1610 - 1720 | Very hard, dense semi-vitrified buff fabric |
| B1 | 1267 | Early Yellow ware | 2 | 6 | 2 | BS | Hollow ware | Clear glaze int on a pale pink body | C17th | 1610 - 1720 | Closely resembles the vessel from 1260 selected for illustration |
| B1 | 1267 | Early Yellow ware | 2 | 16 | 2 | Rim & body | Dish | Yellow glaze int | C17th - EC18th | 1610 - 1720 | |
| B1 | 1267 | Early Yellow ware | 1 | 13 | 1 | BS | Dish/bowl | Clear glaze int on a white body | C17th - EC18th | 1610 - 1720 | Discoloured surface |
| B1 | 1267 | Green Glazed Sandy ware | 1 | 25 | 1 | Base | Hollow ware | Green glaze int | LC16th - C17th | 1610 - 1720 | Fine white incs in a buff fabric |
| B1 | 1267 | Redware type | 1 | 2 | 1 | BS | Hollow ware | Red glaze int & ext | C17th - C18th | 1610 - 1720 | Small sherd from unidentified vessel |
| B1 | 1267 | Redware type | 2 | 16 | 2 | Base & BS | Dish | Pale orange slip int under clear glaze | C17th - EC18th | 1610 - 1720 | |
| B1 | 1267 | Slipware type 1 | 1 | 24 | 1 | Rim & body | Dish | All-over red slip internally under clear glaze; white zig-zag line on rim | C17th - EC18th | 1610 - 1720 | Thin walled vessel with small clubbed rim; sooting on ext edge; buff body |
| B1 | 1267 | Slipware type 1 | 1 | 16 | 1 | Rim & body | Dish | All-over red slip internally under clear glaze; white zig-zag line on rim | C17th - EC18th | 1610 - 1720 | Thin walled vessel with small clubbed rim with groove on ext edge |
| B1 | 1267 | Slipware type 1 | 4 | 8 | 4 | BS | Dish | All-over red slip internally under clear glaze; white zig-zag decoration int | C17th - EC18th | 1610 - 1720 | One sherd from sample 7 |
| B1 | 1267 | Yellow ware | 2 | 13 | 2 | BS | Dish | White slip int & ext under clear glaze | C16th - C17th | 1610 - 1720 | |
| B1 | 1267 | Yellow ware | 1 | 12 | 1 | BS | Hollow ware | White slip int and ext under clear (yellow) glaze | C16th - C17th | 1610 - 1720 | Sample No 7 |
| B1 | 1269 | BGCW type | 1 | 15 | 1 | BS | Hollow ware | Brown glaze int & ext | C17th | 1610 - 1640 | Dark red fabric with sparse angular red non-crystalline grit |
| B1 | 1269 | Blackware | 1 | 2 | 1 | Rim | Hollow ware | U/Dec | C17th | 1610 - 1640 | Sample No 9; secondarily burnt |
| B1 | 1269 | Blackware | 1 | 23 | 1 | Base | Hollow ware | Dark glaze int & ext, footed base | C17th | 1610 - 1640 | Fine dark red fabric |
| B1 | 1269 | Blackware | 2 | 30 | 1 | Base | Hollow ware | Brown glaze int & ext | C17th | 1610 - 1640 | Sooted on underside of base; parallel wire marks across base |
| B1 | 1269 | Blackware | 1 | 10 | 1 | BS | Hollow ware | Black glaze int & ext | C17th | 1610 - 1640 | Very dark red fine fabric |
| B1 | 1269 | Blackware type | 1 | 13 | 1 | Handle & BS | Hollow ware | Brown glaze int & ext with fine yellow mottling | C17th | 1610 - 1640 | Dark orange fabric |
| B1 | 1269 | C17th Coarseware | 2 | 70 | 2 | BS | Hollow ware | Thin, hard clear (pale green to yellow) glaze int | C17th | 1610 - 1640 | Sooted ext with black deposit |
| B1 | 1269 | Early Yellow ware | 3 | 15 | 3 | BS | Dish/bowl | Clear glaze on a white body internally | LC16th - EC18th | 1610 - 1640 | Abraded; soft white body with some thin faint orange bands |
| B1 | 1269 | Early Yellow ware | 1 | 9 | 1 | BS | Hollow ware | Thin, hard yellow glaze int & ext | C17th | 1610 - 1640 | Very hard, dense buff fabric with occasional black grit |
| B1 | 1269 | Early Yellow ware | 1 | 16 | 1 | BS | U/ID | Clear glaze on a white body internally | C16th - C17th | 1610 - 1640 | Sample no. 9 |
| B1 | 1269 | Early Yellow ware | 1 | 1 | 1 | Rim | Bowl | Thin glaze on rim | C16th - C17th | 1610 - 1640 | Sample no. 9 |
| B1 | 1269 | Slipware type 1 | 3 | 15 | 3 | BS | Dish/plate | Trailed white slip design int | C17th - EC18th | 1610 - 1640 | |
| B1 | 1269 | Yellow ware | 1 | 5 | 1 | BS | Hollow ware | Thin white slip int under clear glaze with | C16th - C17th | 1610 - 1640 | Dense fine white fabric |

Table 4. Pottery from Phase 3

| Area | Context | Type | No. | Wt. | ENV | Part | Form | Decoration | Date range | CTP dep date | Notes |
|------|-----------|---------------------------|-----|-----|-----|------------|-------------|--------------------------------------------------------------------------|-----------------|--------------|-----------------------------------------------------------------------------------------------|
| | | | | | | | | brown mottling | | | |
| B1 | 1269 | Yellow ware | 16 | 230 | 13 | Rim & BS | Bowl | Thin hard yellow glaze int & ext on white slip; flat topped everted rim | C16th - C17th | 1610 - 1640 | A hard, dense pale orange fabric with a rather laminated blocky fracture; probably one vessel |
| B1 | 1271 | Mottled Coarseware | 1 | 7 | 1 | BS | Hollow ware | Brown glaze with some mottling int | C18th | Void | Even brick-red fabric with mottled brown glaze int & ext |
| B1 | 1271 | Slipware | 1 | 5 | 1 | BS | Dish | Trailed slip decoration int | C18th | Void | Sample No 10; burnt and blistered |
| B1 | 1278 | Cistercian ware | 1 | 6 | 1 | BS | Cup/tyg | Linear pipeclay decoration ext with rouletted impressions | c.1460 - c.1600 | Void | |
| B1 | 1278 | Cistercian ware | 1 | 6 | 1 | BS | Hollow ware | U/Dec | c.1460 - c.1600 | Void | |
| B1 | 1278 | Cistercian ware | 1 | 6 | 1 | BS | Hollow ware | Purple glaze ext, uneven finish | c.1460 - c.1600 | Void | A slightly coarser fabric than normal with quartz and non-crystalline grit |
| B1 | 1278 | Cistercian ware | 1 | 10 | 1 | Handle | Cup/tyg | Brown glaze int & ext | c.1460 - c.1600 | Void | Brick red fabric |
| B1 | 1278 | Cistercian/Blackware | 1 | 1 | 1 | BS | Hollow ware | Black glaze on a brick red fabric | C16th - C17th | Void | Sample No. 15; very small sherd |
| B1 | 1278 | Cistercian/Blackware type | 1 | 15 | 1 | BS | U/ID | Mottled brown glaze int & ext | C16th - C17th | Void | Rilled internally |
| B1 | 1278 | Coal Measures Purple ware | 1 | 18 | 1 | Base | Hollow ware | Patchy purple glaze int & ext | C15th - C16th | Void | |
| B1 | 1283 | Rhenish stoneware | 1 | 38 | 1 | Rim | Hollow ware | Rilled neck | C16th - C17th | Void | Raeren stoneware |
| B1 | 1289 | Coal Measures Purple ware | 1 | 7 | 1 | BS | Hollow ware | Purple glaze ext | C15th - C16th | Void | Possibly a denser fabric than normal but with the same range of incs |
| B1 | 1289 | Early Yellow ware | 1 | 10 | 1 | Rim | Bowl/dish | Yellow glaze int with thin patchy glaze ext | C17th | Void | Bevelled rim; cf Wrenthorpe Fig 65; 284 |
| B1 | 1241/1267 | Yellow ware | 3 | 245 | 1 | Rim & body | Jar | White slip under clear glaze int only; clubbed rim with collared profile | LC16th - C17th | 1610 - 1720 | Distinctive orange and white streaky fabric; sooted ext |
| B2 | 1214 | Blackware | 2 | 49 | 1 | Base | Jar | Black glaze int & ext, footed base | C17th | 1680 - 1720 | Hard dark red fabric with very rare dull red angular inclusions |
| B2 | 1214 | Blackware | 1 | 19 | 1 | Handle | Cup/tyg | Decorative multiple looped handle; brown glaze int & ext | C17th | 1680 - 1720 | A brick red fabric but without the inclusions seen in the red PC fabrics |
| B2 | 1214 | Blackware | 1 | 29 | 1 | BS | Jar | Black glaze int & ext | C17th | 1680 - 1720 | Thick walled vessel; hard, dense, dark red fabric, no inclusions |
| B2 | 1214 | Blackware | 3 | 86 | 3 | Base & BS | Jar | Black glaze int & ext above base | C17th | 1680 - 1720 | Very hard, dense, semi-vitrified brick red fabric with voids and occasional dark red incs |
| B2 | 1214 | Blackware | 1 | 36 | 1 | Base | Hollow ware | Thin base, black glaze int with patches of glaze ext | C17th | 1680 - 1720 | Brick red fabric, no inclusions |
| B2 | 1214 | Blackware | 11 | 107 | 11 | BS | Hollow ware | Black glaze int & ext | C17th | 1680 - 1720 | Thicker walled vessels in a brick red fabric |
| B2 | 1214 | Blackware | 22 | 86 | 22 | BS | Hollow ware | Black glaze int & ext | C17th | 1680 - 1720 | Thinner walled vessels in various fabrics, but the main variation is in colour |
| B2 | 1214 | Blackware | 4 | 16 | 4 | Rim | Cup/tyg | Black to brown glaze int & ext | C17th | 1680 - 1720 | Simple rims, some variation in fabric but within the Blackware range |
| B2 | 1214 | Blackware | 1 | 12 | 1 | Base | Hollow ware | Brown glaze int & ext | C17th | 1680 - 1720 | Footed base in a bright orange fabric |
| B2 | 1214 | Blackware 1 | 1 | 8 | 1 | Base | Hollow ware | Flat base with bevelled edge | C17th | 1680 - 1720 | Very thin base, black glaze int, unglazed underside |

Table 4. Pottery from Phase 3

| Area | Context | Type | No. | Wt. | ENV | Part | Form | Decoration | Date range | CTP dep date | Notes |
|------|---------|-------------------|-----|-----|-----|----------------|-------------|-------------------------------------------------------------------------|-----------------|--------------|---------------------------------------------------------------------------------------|
| B2 | 1214 | Blackware 1 | 1 | 31 | 1 | Rim | Jar | Profiled rim | C17th | 1680 - 1720 | Larger jar but with typical Blackware fabric and finish |
| B2 | 1214 | Blackware 1 | 4 | 14 | 4 | BS | Hollow ware | Black glaze int & ext | C17th | 1680 - 1720 | Thin walled sherds, typical of Blackware drinking vessels |
| B2 | 1214 | Blackware 1 | 1 | 4 | 1 | Rim | Cup/tyg | Black glaze int & ext; simple rim | C17th | 1680 - 1720 | |
| B2 | 1214 | Blackware 1 | 3 | 38 | 3 | BS | Hollow ware | Black glaze int & ext | C17th | 1680 - 1720 | Thicker walled vessels |
| B2 | 1214 | Blackware 1 | 1 | 20 | 1 | Rim | Hollow ware | Brownish glaze, simple rim | C17th | 1680 - 1720 | Some pitting on glaze; could be Cistercian ware |
| B2 | 1214 | C17th Coarseware | 1 | 10 | 1 | Rim | Dish/bowl | Clear glaze int | C17th | 1680 - 1720 | Sooted ext.; Angular shale-like inclusions in a dense white fabric |
| B2 | 1214 | C17th Coarseware | 1 | 20 | 1 | BS | Dish/bowl | Clear glaze int | C17th | 1680 - 1720 | Very coarse fabric, resembles a saggar |
| B2 | 1214 | C17th Coarseware | 3 | 61 | 3 | BS | Dish/bowl | Clear glaze int | C17th | 1680 - 1720 | Heavily sooted ext; coarse buff fabric with platy shale-like incs |
| B2 | 1214 | C17th Coarseware | 1 | 5 | 1 | BS | Hollow ware | Clear glaze int | C17th | 1680 - 1720 | Heavily abraded, sooted ext |
| B2 | 1214 | Early Yellow ware | 1 | 6 | 1 | BS | Hollow ware | Clear glaze ext | C16th - C17th | 1680 - 1720 | |
| B2 | 1214 | Early Yellow ware | 2 | 15 | 2 | BS | Hollow ware | Clear glaze on a hard, dense buff fabric | C16th - C17th | 1680 - 1720 | Probably a later Yellow ware |
| B2 | 1214 | Early Yellow ware | 1 | 4 | 1 | Rim | Dish/bowl | Spots of clear glaze | C17th - C18th | 1680 - 1720 | Abraded and flaked |
| B2 | 1214 | Mottled ware | 1 | 4 | 1 | Base | Hollow ware | Mottled glaze int & ext | C18th | 1680 - 1720 | |
| B2 | 1214 | Redware | 16 | 127 | 16 | BS | Plate/Dish | Clear glaze int | MC17th - EC18th | 1680 - 1720 | |
| B2 | 1214 | Redware | 4 | 178 | 4 | Base | Plate/Dish | Clear glaze int | MC17th - EC18th | 1680 - 1720 | Flat bases, some with striations ext |
| B2 | 1214 | Redware | 1 | 52 | 1 | Base | Dish | Clear glaze int, red slip ext | MC17th - EC18th | 1680 - 1720 | |
| B2 | 1214 | Redware | 3 | 62 | 1 | Rim | Dish | Clear glaze int; profiled rim with internal groove | MC17th - EC18th | 1680 - 1720 | |
| B2 | 1214 | Redware | 4 | 80 | 4 | Rim | Dish | Clear glaze int; profiled rims with prominent internal groove | MC17th - EC18th | 1680 - 1720 | |
| B2 | 1214 | Redware | 2 | 20 | 2 | Rim | Dish | Clear glaze int | MC17th - EC18th | 1680 - 1720 | |
| B2 | 1214 | Redware | 1 | 13 | 1 | BS | Bowl/dish | Clear glaze int | MC17th - EC18th | 1680 - 1720 | |
| B2 | 1214 | Redware type | 2 | 102 | 1 | Rim | Jar | Red slip int & ext and spots of clear glaze on rim | MC17th - C18th | 1680 - 1720 | Angular non-crystalline rock fragments and sparse fine black grit in an oxidised body |
| B2 | 1214 | Slip coated ware | 4 | 31 | 1 | BS | Hollow ware | Red slip internally on a buff body with clear glaze over slip | C17th - C18th | 1680 - 1720 | Heavily sooted ext |
| B2 | 1214 | Slip coated ware | 2 | 10 | 1 | Base | Hollow ware | Red slip ext on buff body, clear glaze int | LC17th - C18th | 1680 - 1720 | |
| B2 | 1214 | Slip coated ware | 27 | 308 | 1 | Rim, base & BS | Jar | Thin red slip int under glaze giving a streaky finish int; unglazed ext | LC17th - C18th | 1680 - 1720 | See also cxt 1208 |
| B2 | 1214 | Slipware | 1 | 8 | 1 | BS | Plate/dish | Red-brown feathered slip on white slip int | LC17th - C18th | 1680 - 1720 | |
| B2 | 1214 | Slipware | 1 | 9 | 1 | Handle & BS | Hollow ware | Swirled or joggled brown on white slip patterns ext | LC17th - C18th | 1680 - 1720 | Fine buff fabric with occasional black grit |
| B2 | 1214 | Slipware | 1 | 7 | 1 | BS | Bowl/dish | White trailed wavy line int; red slip ext | MC17th - | 1680 - 1720 | |

Table 4. Pottery from Phase 3

| Area | Context | Type | No. | Wt. | ENV | Part | Form | Decoration | Date range | CTP dep date | Notes |
|------|---------|------------------------|-----|-----|-----|-------------|--------------|---------------------------------------------------------------|-----------------|--------------|------------------------------------------------------------------------------|
| | | | | | | | | | C18th | | |
| B2 | 1214 | Slipware | 1 | 13 | 1 | Rim | Plate/dish | Wavy/zig-zag slip line inside rim on red slip coating int | MC17th - C18th | 1680 - 1720 | |
| B2 | 1214 | Slipware | 6 | 20 | 4 | Rim & BS | Hollow ware | Red slip ext with white trailed slip line and dot design ext | LC17th - C18th | 1680 - 1720 | Buff body |
| B2 | 1214 | Slipware | 1 | 5 | 1 | BS | Bowl/dish | Thin layer of white slip int under clear glaze | MC17th - EC18th | 1680 - 1720 | |
| B2 | 1214 | Slipware | 1 | 1 | 1 | Rim | Cup/tyg | Swirled red-brown slip design ext on buff body | LC17th - C18th | 1680 - 1720 | |
| B2 | 1214 | Slipware type 1 | 1 | 7 | 1 | Rim | Bowl/dish | Trailed white slip wavy line around rim | MC17th - C18th | 1680 - 1720 | Clubbed rim |
| B2 | 1214 | Slipware type 1 | 2 | 118 | 1 | Rim | Bowl/dish | Faint trailed white looped decoration on rim | MC17th - EC18th | 1680 - 1720 | Sooted externally |
| B2 | 1214 | Tin Glazed Earthenware | 2 | 3 | 2 | BS | Hollow ware | White glaze int & ext | C17th - C18th | 1680 - 1720 | Flaked and abraded |
| B2 | 1214 | Yellow ware type | 1 | 2 | 1 | Rim | Bowl/dish | Clear glaze int; possible slip coating | MC17th - C18th | 1680 - 1720 | Small fragment of rounded clubbed rim |
| B2 | 1214 | Yellow ware type | 1 | 1 | 1 | BS | Hollow ware | Clear glaze int & ext | C17th - C18th | 1680 - 1720 | |
| B2 | 1214 | YGCW | 7 | 53 | 7 | BS | Bowl/dish | White slip int; clear glaze almost entirely removed | C17th - C18th | 1680 - 1720 | |
| B2 | 1245 | Blackware | 2 | 56 | 2 | BS | Hollow ware | Brown glaze ext, mainly unglazed int | C17th | 1640 - 1660 | Hard, fine brick red fabric with sparse fine black grit |
| B2 | 1245 | Blackware | 1 | 5 | 1 | BS | Hollow ware | Thin hard brown glaze on a fine red fabric | C17th | 1640 - 1660 | Unusual form |
| B2 | 1245 | C17th Coarseware | 3 | 111 | 3 | Base & BS | Hollow ware | Clear glaze int | C17th | 1640 - 1660 | Sooted ext |
| B2 | 1245 | Coarse Blackware type | 1 | 51 | 1 | Handle & BS | Jug/jar | Purple-brown glaze ext, thumb impression in handle attachment | C17th - EC18th | 1640 - 1660 | Could be an early type of BGCW as the distinction is not clear; unglazed int |
| B2 | 1245 | Coarse Blackware type | 1 | 79 | 1 | Base | Hollow ware | Brown glaze int & ext, some mottling, rather patchy | C17th - C18th | 1640 - 1660 | Could be an early type of BGCW as the distinction is not clear |
| B2 | 1245 | Coarse Blackware type | 3 | 40 | 3 | BS | Hollow ware | Patchy brown glaze int & ext | 17th - EC18th | 1640 - 1660 | Could be an early type of BGCW as the distinction is not clear |
| B2 | 1245 | Early Yellow ware | 1 | 14 | 1 | BS | ?Candlestick | Yellow glaze ext | C17th | 1640 - 1660 | May be a knob or part of a candlestick |
| B2 | 1245 | Early Yellow ware | 1 | 4 | 1 | BS | Hollow ware | Off-yellow greenish glaze int & ext | C17th - C18th | 1640 - 1660 | Flaked glaze; white fabric with angular white non-crystalline rock fragments |
| B2 | 1245 | Early Yellow ware | 1 | 7 | 1 | Rim | Dish | Yellow glaze int | C17th - EC18th | 1640 - 1660 | Profiled rim with pronounced round rim |
| B2 | 1245 | Northern Gritty ware | 1 | 18 | 1 | BS | Hollow ware | U/Dec | LC13th - C15th | 1640 - 1660 | Very heavily abraded |
| B2 | 1245 | Redware | 1 | 10 | 1 | Rim | Dish | Flakey glaze int | C17th - EC18th | 1640 - 1660 | |
| B2 | 1245 | Redware | 1 | 28 | 1 | Base | Hollow ware | Clear glaze int | C17th - EC18th | 1640 - 1660 | |
| B2 | 1245 | Redware type | 1 | 12 | 1 | Rim | Dish | Glazed int; discoloured and flaked | C17th - EC18th | 1640 - 1660 | Secondarily burnt |
| B2 | 1245 | Slipware | 3 | 18 | 3 | BS | Hollow ware | Feathered slip decoration ext | C18th | 1640 - 1660 | Heavily burnt and flaked |
| B2 | 1245 | Slipware type 1 | 2 | 43 | 1 | Base | Dish | Trailed curvilinear white slip int under clear glaze | C17th - EC18th | 1640 - 1660 | Knife trimmed ext |

Table 4. Pottery from Phase 3

| Area | Context | Type | No. | Wt. | ENV | Part | Form | Decoration | Date range | CTP dep date | Notes |
|------|---------|-------------------------|-----|-----|-----|--------------|--------------|---------------------------------------------------------------------------|----------------|--------------|----------------------------------------------------------------------------------------------------|
| B2 | 1245 | Slipware type 1 | 1 | 32 | 1 | Rim | Dish | Trailed zig-zag line around the rim | C17th - EC18th | 1640 - 1660 | |
| B2 | 1245 | Slipware type 1 | 1 | 28 | 1 | BS | Dish | Trailed white curvilinear slip int | C17th - EC18th | 1640 - 1660 | Flaked and abraded |
| B2 | 1245 | Slipware type 1 | 1 | 13 | 1 | BS | Dish | Trailed curvilinear white slip int under clear glaze | C17th - EC18th | 1640 - 1660 | |
| B2 | 1245 | Slipware type 1 variant | 1 | 13 | 1 | BS | Dish | White slip on a pale orange body with pale orange trailed slip decoration | C17th - EC18th | 1640 - 1660 | Appears to be an attempt to produce a 'reversed' Slipware type 1 |
| B2 | 1245 | YGCW type | 1 | 48 | 1 | Base | Dish | Clear glaze on a thin white slip layer over pale orange body | C17th - C18th | 1640 - 1660 | Sooted with parallel wire marks on underside |
| B2 | 1254 | C17th Coarseware | 3 | 54 | 1 | BS | Hollow ware | Clear glaze int giving a rich orange finish, unglazed ext | C17th | 1640 - 1670 | Heavily sooted ext; abundant buff angular platey rock fragments |
| B2 | 1254 | C17th Coarseware | 1 | 30 | 1 | Base | Hollow ware | Greenish glaze int only | C17th | 1640 - 1670 | Hard dense fabric with abundant black shaley incs |
| B2 | 1254 | C17th Coarseware | 1 | 38 | 1 | BS | Hollow ware | Thin clear glaze int only | C17th | 1640 - 1670 | Hard, dense fabric with abundant black shaley rock fragments |
| B2 | 1254 | Early Yellow ware | 1 | 1 | 1 | BS | Hollow ware | Yellow glaze on buff fabric | C17th - C18th | 1640 - 1670 | Thin walled small vessel |
| B2 | 1254 | Redware type | 1 | 18 | 1 | BS | Hollow ware | Clear glaze int and patchy brown glaze ext | C17th - C18th | 1640 - 1670 | Harder fabric than typical Redware |
| B2 | 1254 | Slipware type 1 | 5 | 153 | 2 | Rim & BS | Dish | White tailed zig-zag line around rim and angular wavy design int | LC17th - C18th | 1640 - 1670 | |
| B2 | 1254 | Tin Glazed Earthenware | 1 | 8 | 1 | Base | Plate/dish | Blue painted decoration int, design not identifiable | C17th - C18th | 1640 - 1670 | |
| B2 | 1272 | Early Yellow ware | 1 | 14 | 1 | Rim | Bowl | Yellow glaze with brown mottling internally | LC16th - C17th | Void | Everted rim, fine buff fabric |
| B2 | 1272 | Early Yellow ware | 3 | 9 | 1 | BS | Hollow ware | Yellow glaze int & ext | C17th | Void | Very hard, dense, homogenous fabric, almost a stoneware |
| B2 | 1272 | Purple glazed ware | 4 | 103 | 1 | Rim & handle | Jug/jar | Purple glaze internally, traces of glaze ext | C16th - C17th | Void | Medieval form but a later brick red fabric with abundant fine quartz and dark non-crystalline grit |
| B2 | 1281 | Cistercian / Blackware | 1 | 2 | 1 | BS | Hollow ware | U/Dec | C16th - C17th | Void | Sample No 13 |
| B2 | 1282 | Blackware | 1 | 13 | 1 | Handle | Tall cup/tyg | U/Dec | C17th | 1650 - 1670 | |
| B2 | 1282 | Blackware | 3 | 57 | 1 | Rim | Tall cup/tyg | Cordon and ridges below rim; black glaze int & ext | C17th | 1650 - 1670 | cf Wrenthorpe Fig 61; 196 |
| B2 | 1282 | Blackware | 6 | 393 | 5 | BS & handle | Tall cup/tyg | Black glaze int & ext | C17th | 1650 - 1670 | Two or more handles; larger, thicker walled tyg or tygs |
| B2 | 1282 | Blackware | 1 | 11 | 1 | Handle stump | Tall cup/tyg | Black glaze int & ext | C17th | 1650 - 1670 | Glaze covers the broken handle stump; ?waster |
| B2 | 1282 | Blackware | 13 | 146 | 13 | BS | Tall cup/tyg | Black and brown glaze int & ext | C17th | 1650 - 1670 | Body sherds from tall cups or tygs |
| B2 | 1282 | Blackware | 1 | 4 | 1 | Handle | Tall cup/tyg | Black/purple glaze | C17th | 1650 - 1670 | Narrow handle |
| B2 | 1282 | Blackware | 1 | 10 | 1 | Rim & BS | Tall cup/tyg | Black/purple glaze | C17th | 1650 - 1670 | |
| B2 | 1282 | Blackware | 1 | 4 | 1 | Rim | Tall cup/tyg | Black/purple glaze, slightly everted rim | C17th | 1650 - 1670 | |
| B2 | 1282 | Blackware | 1 | 7 | 1 | BS | Tall cup/tyg | Black/purple glaze, cordon ext | C17th | 1650 - 1670 | |
| B2 | 1282 | Blackware | 3 | 62 | 1 | Rim & handle | Handled jar | Brown glaze int & ext | C17th | 1650 - 1670 | Profiled rim and upper body; no exact parallel but cf. Wrenthorpe Fig 62; 215 for general form |
| B2 | 1282 | Blackware | 1 | 9 | 1 | BS | Tall cup/tyg | Cordon ext; black/purple glaze int & ext | C17th | 1650 - 1670 | |

Table 4. Pottery from Phase 3

| Area | Context | Type | No. | Wt. | ENV | Part | Form | Decoration | Date range | CTP dep date | Notes |
|------|---------|-------------------|-----|-----|-----|-----------|---------------|---------------------------------------------------------------------------|-----------------|--------------|-------------------------------------------------------------------------------------|
| B2 | 1282 | Blackware | 1 | 6 | 1 | Rim | Hollow ware | Plain rim, black/purple glaze int & ext | C17th | 1650 - 1670 | |
| B2 | 1282 | Blackware | 1 | 10 | 1 | Rim | Hollow ware | Plain rim with cordon at base of neck | C17th | 1650 - 1670 | |
| B2 | 1282 | Blackware | 2 | 10 | 2 | BS | Hollow ware | Black glaze int & ext | C17th | 1650 - 1670 | Smaller vessels, one possibly burnt |
| B2 | 1282 | Blackware | 5 | 259 | 5 | Base | Tall cup/tyg | Black glaze int & ext | C17th | 1650 - 1670 | Two sherds with parallel wire marks, one with handle stump |
| B2 | 1282 | C17th Coarseware | 3 | 187 | 3 | Base & BS | Hollow ware | Clear glaze int | C17th | 1650 - 1670 | Hard, dense, coarsely tempered fabric |
| B2 | 1282 | Coarse Blackware | 5 | 358 | 4 | Base | Jar/cistern | Brown to purple glaze int & ext | C17th | 1650 - 1670 | Coarse Blackware or early BGCW |
| B2 | 1282 | Coarse Blackware | 12 | 396 | 12 | BS | Jar/cistern | Brown to purple glaze int & ext | C17th | 1650 - 1670 | Coarse Blackware or early BGCW |
| B2 | 1282 | Early Yellow ware | 2 | 68 | 2 | Rim | Bowl | Clear glaze int giving a slightly mottled finish | C17th | 1650 - 1670 | Groove around top of rim |
| B2 | 1282 | Early Yellow ware | 1 | 16 | 1 | BS | Bowl | Clear glaze int giving a slightly mottled finish | C17th | 1650 - 1670 | |
| B2 | 1282 | Early Yellow ware | 1 | 31 | 1 | Rim | Bowl/dish | Yellow glaze on a hard, dense, semi-vitrified buff body | C17th - C18th | 1650 - 1670 | Clubbed rim with dished upper surface |
| B2 | 1282 | Early Yellow ware | 1 | 7 | 1 | BS | Hollow ware | Yellow glaze int & ext | C17th - C18th | 1650 - 1670 | |
| B2 | 1282 | Redware | 1 | 39 | 1 | BS | Hollow ware | Patchy brown glaze int & ext | LC16th - C17th | 1650 - 1670 | |
| B2 | 1282 | Redware | 5 | 56 | 4 | BS | Hollow ware | Thin patchy clear glaze int & ext | C17th - EC18th | 1650 - 1670 | |
| B2 | 1282 | Redware | 3 | 35 | 2 | Rim | Hollow ware | Clear glaze int & ext | C17th - C18th | 1650 - 1670 | Pointed cap with external bevel giving a 'D' shaped profile |
| B2 | 1282 | Redware | 1 | 13 | 1 | Rim | Hollow ware | Clear glaze int & ext | C17th - C18th | 1650 - 1670 | Pointed cap with bulge below giving a 'D' shaped profile |
| B2 | 1282 | Redware | 1 | 4 | 1 | BS | Hollow ware | Clear glaze int & ext | C17th - C18th | 1650 - 1670 | |
| B2 | 1282 | Redware | 1 | 14 | 1 | Rim | Dish/bowl | Clear glaze int | C17th - C18th | 1650 - 1670 | Rounded rim |
| B2 | 1282 | Redware type | 7 | 60 | 6 | BS | Hollow ware | Clear glaze int & ext with areas of greenish mottling ext | C17th | 1650 - 1670 | Very hard, dense, possibly overfired fabric, reduced or oxidised in different areas |
| B2 | 1282 | Slipware type 1 | 1 | 25 | 1 | Base | Dish | Trailed white spiral decoration | C17th - C18th | 1650 - 1670 | An unusually hard fabric for Slipware 1 |
| B2 | 1282 | Slipware type 1 | 1 | 27 | 1 | Base | Dish | Trailed white slip design int | C17th | 1650 - 1670 | |
| B2 | 1282 | Yellow ware | 2 | 151 | 1 | Base | Bowl/dish | White slip on a pale orange body with clear glaze int | C17th | 1650 - 1670 | Parallel wire marks on underside of base |
| B2 | 1282 | Yellow ware | 2 | 70 | 1 | Base | Bowl/dish | Possible thin white slip layer on a very hard, dense, semi-vitrified body | C17th - EC18th | 1650 - 1670 | Clear glaze internally |
| B2 | 1282 | Yellow ware | 1 | 98 | 1 | Base | Handled bowl | White slip int under clear (yellow) glaze int; triple finger mark ext | LC16th - EC18th | 1650 - 1670 | Cf. Wrenthorpe Fig 65: 273, page 99 |
| B2 | 1282 | YGCW | 1 | 104 | 1 | Rim | Pancheon | Clear glaze int (no slip), dished top to rim | LC16th - EC18th | 1650 - 1670 | Heavily abraded and discoloured with post-deposition concretions |
| B2 | 1282 | YGCW | 1 | 154 | 1 | Profile | Bowl/pancheon | White slip int under clear (yellow) glaze int; knife trimmed ext | LC16th - EC18th | 1650 - 1670 | Buff to pale pink fabric |
| B2 | 1282 | YGCW | 3 | 249 | 1 | Rim | Pancheon | White slip under clear (yellow) glaze int. | LC16th - EC18th | 1650 - 1670 | Profiled rim with internal lip; crazed and discoloured |
| B2 | 1282 | YGCW | 1 | 58 | 1 | Rim | Pancheon | White slip int under clear (yellow) glaze | LC16th - EC18th | 1650 - 1670 | Dished top to rim with small internal lip |
| B2 | 1282 | YGCW | 4 | 76 | 4 | BS | Pancheon/bowl | White slip int under clear (yellow) glaze | LC16th - EC18th | 1650 - 1670 | Crazed and flaked |

Table 4. Pottery from Phase 3

| Area | Context | Type | No. | Wt. | ENV | Part | Form | Decoration | Date range | CTP dep date | Notes |
|------|---------|--------------------------------|-----|------|-----|-------------------|----------------|-------------------------------------------------------------|-----------------|--------------|----------------------------------------------------------------------------------------------------|
| B2 | 1282 | YGCW | 2 | 138 | 2 | Base | Pancheon | White slip int under clear (yellow) glaze | LC16th - EC18th | 1650 - 1670 | One knife trimmed ext |
| B2 | 1282 | YGCW | 1 | 29 | 1 | Rim | Pancheon | Glazed internally but too heavily burnt to distinguish slip | LC16th - EC18th | 1650 - 1670 | |
| C | 1040 | Blackware | 1 | 9 | 1 | BS | Hollow ware | U/Dec | C17th | Void | |
| C | 1040 | C17th Coarseware | 1 | 8 | 1 | BS | Hollow ware | U/Dec | C17th | Void | |
| C | 1193 | Cistercian ware | 1 | 10 | 1 | BS & handle stump | Cup/tyg | U/Dec | c.1460 - c.1600 | Void | |
| C | 1193 | Cistercian/Blackware type | 1 | 4 | 1 | BS | Hollow ware | U/Dec | C16th - C17th | Void | Burnt and discoloured |
| C | 1204 | Blackware | 3 | 26 | 1 | Rim & handle | Porringer/bowl | Profiled rim, handle springs from rim | C17th | Void | No exact parallel at Wrenthorpe but the general form is similar |
| D | 1251 | BGCW | 8 | 2293 | 1 | Base | Cistern | Patchy brown glaze ext and int | LC16th - C17th | 1640 - 1660 | Brick red fabric |
| D | 1251 | BGCW type | 11 | 253 | 11 | BS | Hollow ware | Brown glaze int & partial ext | LC16th - C17th | 1640 - 1660 | Brick red to dark orange fabric |
| D | 1251 | BGCW type | 1 | 49 | 1 | Handle & BS | Hollow ware | Brown glaze ext; strap handle | LC16th - C17th | 1640 - 1660 | Brick red fabric |
| D | 1251 | BGCW type | 1 | 37 | 1 | Strap handle | Hollow ware | Brown glaze ext | C17th | 1640 - 1660 | Narrow strap handle with central groove; medieval style handle; brick red fabric |
| D | 1251 | BGFW type | 2 | 117 | 2 | Handle & BS | Hollow ware | Brown glaze int & ext | C17th | 1640 - 1660 | Strap handle stumps ext; brick red fabric, one slightly coarser than the other |
| D | 1251 | Blackware | 2 | 25 | 1 | Rim | Hollow ware | Cordon below rim, everted rim, black glaze int & ext | C17th | 1640 - 1660 | Globular cup form |
| D | 1251 | Blackware | 1 | 22 | 1 | Base | Tall cup/tyg | Black glaze ext; unglazed int | C17th | 1640 - 1660 | Footed base |
| D | 1251 | Blackware | 2 | 63 | 1 | Rim & handle | Cup/mug | Black glaze int & ext; cordon below rim, loop handle | C17th | 1640 - 1660 | Globular cup form; cf. Wrenthorpe Fig 61; 192 not the normal flared Blackware shape |
| D | 1251 | Blackware | 1 | 34 | 1 | Rim & handle | Hollow ware | Black glaze int & ext; cordon below rim | C17th | 1640 - 1660 | Handle springs directly from rim; no exact Wrenthorpe parallel, but see Fig 62 for similar vessels |
| D | 1251 | Blackware | 3 | 49 | 3 | BS | Hollow ware | Black glaze int & ext | C17th | 1640 - 1660 | Fine dark red fabric |
| D | 1251 | Blackware | 4 | 28 | 4 | BS | ma | Black or dark brown glaze ext | C17th | 1640 - 1660 | Brick red fabric |
| D | 1251 | Blackware | 1 | 2 | 1 | Rim | Cup/mug | Black glaze int & ext | C17th | 1640 - 1660 | Constricted neck with a ridge below rim; could be Cistercian ware |
| D | 1251 | C17th Coarseware | 3 | 209 | 3 | Rim | Jar | Clear glaze int | C17th - C18th | 1640 - 1660 | Heavy rounded rim; sooted ext |
| D | 1251 | C17th Coarseware | 6 | 135 | 6 | BS | Hollow ware | Clear glaze int | C17th - C18th | 1640 - 1660 | Sooted ext |
| D | 1251 | Coal Measures Purple type ware | 2 | 48 | 2 | BS | Hollow ware | Purple glaze ext | C15th - C16th | 1640 - 1660 | |
| D | 1251 | Coal Measures Purple type ware | 1 | 11 | 1 | BS | Hollow ware | Purple glaze int & ext | C16th - EC17th | 1640 - 1660 | Buff fabric with quartz and rounded black grit distinguishes this from MPG or Blackware |
| D | 1251 | Coarse Blackware | 1 | 62 | 1 | Base | Jar | Brown glaze int & ext | C17th | 1640 - 1660 | Dark brick red fabric with patchy glaze |
| D | 1251 | Coarse Blackware | 1 | 37 | 1 | BS | Hollow ware | Black glaze int & ext | C17th | 1640 - 1660 | Hard, fine dark red fabric |

Table 4. Pottery from Phase 3

| Area | Context | Type | No. | Wt. | ENV | Part | Form | Decoration | Date range | CTP dep date | Notes |
|------|---------|---------------------------|------------|--------------|------------|--------------------|--------------|---------------------------------------------------------------|---------------|--------------|-------------------------------------------------------------------------------|
| D | 1251 | Coarse Blackware | 1 | 48 | 1 | Base | Hollow ware | Purple glaze int & partially on underside of base | C17th | 1640 - 1660 | Hard dark red fabric |
| D | 1251 | Early Yellow ware | 3 | 111 | 1 | Rim | Jar | Clear glaze int & ext with extensive iron mottling | C16th - C17th | 1640 - 1660 | Small everted rim |
| D | 1251 | Early Yellow ware | 1 | 11 | 1 | Handle | Hollow ware | Clear glaze | C16th - C17th | 1640 - 1660 | Narrow strap handle |
| D | 1251 | Early Yellow ware | 1 | 12 | 1 | Rim | Hollow ware | Hard, thin yellow glaze int and ext | C16th - C17th | 1640 - 1660 | Simple rounded rim |
| D | 1251 | Early Yellow ware | 1 | 7 | 1 | Rim | Bowl | Very thin yellow glaze | C16th - C17th | 1640 - 1660 | Small sharply everted rim |
| D | 1251 | Early Yellow ware | 1 | 11 | 1 | Rim & handle stump | Handled jar | Hard, thin yellow glaze int and ext | C16th - C17th | 1640 - 1660 | Small sharply everted rim with applied handle springing directly from the rim |
| D | 1251 | Early Yellow ware | 5 | 38 | 3 | BS | Hollow ware | Hard thin yellow glaze int & ext | C16th - C17th | 1640 - 1660 | |
| D | 1251 | Early Yellow ware | 1 | 7 | 1 | Base | Hollow ware | Hard thin yellow glaze int only | C16th - C17th | 1640 - 1660 | |
| D | 1251 | Early Yellow ware | 1 | 33 | 1 | Rim & handle | Handled bowl | Thin yellow glaze int | C17th - C18th | 1640 - 1660 | Handle springs from rim; cf. Wrenthorpe Fig 67; 300, 303, 307 |
| D | 1251 | Midland Purple type ware | 1 | 67 | 1 | Rim | Jar | Thumb impressed rim; patchy purple glaze int & ext | C16th - C17th | 1640 - 1660 | |
| D | 1251 | Midlands Purple type ware | 1 | 103 | 1 | Base | Cistern | Brown/purple glazed ware | C16th - C17th | 1640 - 1660 | Dark red fabric with thin white streaks |
| D | 1251 | Midlands Purple type ware | 1 | 133 | 1 | Rim | Jar | Patchy purple glaze int, rilled body | C16th - C17th | 1640 - 1660 | Slightly everted rim |
| D | 1251 | Midlands Purple type ware | 1 | 13 | 1 | Rim | Hollow ware | Purple glaze int & ext | C16th - C17th | 1640 - 1660 | Round rim; brick red fabric |
| D | 1251 | Midlands Purple type ware | 1 | 139 | 1 | Rim & handle | Hollow ware | Thick shiny purple glaze int & ext | C16th - C17th | 1640 - 1660 | Strap handle, uneven finished |
| D | 1251 | Slipware type 1 | 1 | 9 | 1 | Base | Bowl/dish | Linear white slip design with lines of dots between the lines | C17th - C18th | 1640 - 1660 | Pink body with occasional non-crystalline grit |
| D | 1251 | Slipware type 1 | 1 | 3 | 1 | Base | Bowl/dish | Curvilinear trailed slip design | C17th - C18th | 1640 - 1660 | Thin base |
| D | 1251 | YGCW | 2 | 50 | 2 | Rim | Dish | Clear glaze int | C17th - C18th | 1640 - 1660 | |
| D | 1251 | YGCW | 1 | 54 | 1 | Rim | Bowl | Yellow glaze int | C17th - C18th | 1640 - 1660 | Everted rim |
| D | 1251 | YGCW | 3 | 121 | 1 | Base | Hollow ware | Yellow glaze int, footed base | C17th - C18th | 1640 - 1660 | Parallel wire marks on underside of base |
| D | 1251 | YGCW | 1 | 67 | 1 | Base | Hollow ware | Clear glaze int | C17th - C18th | 1640 - 1660 | Slightly splayed base |
| D | 1251 | YGCW | 2 | 29 | 2 | Base | Dish | Yellow glaze int | C17th - C18th | 1640 - 1660 | |
| D | 1251 | YGCW | 1 | 47 | 1 | Base | Bowl | Yellow glaze int only | C17th - C18th | 1640 - 1660 | Pimpily glazed finish internally |
| D | 1251 | YGCW | 1 | 69 | 1 | Base | Pancheon | Yellow glaze int, knife trimmed ext | C17th - C18th | 1640 - 1660 | |
| D | 1251 | YGCW | 1 | 45 | 1 | Base | Pancheon | Yellow glaze int | C17th - C18th | 1640 - 1660 | Parallel wire marks on underside of base |
| D | 1251 | YGCW | 1 | 24 | 1 | Base | Bowl/dish | Yellow glaze int | C17th - C18th | 1640 - 1660 | Very soft, white fabric |
| D | 1251 | YGCW | 1 | 45 | 1 | Base | Bowl | Yellow glaze int, patchy yellow glaze ext | C17th - C18th | 1640 - 1660 | Parallel wire marks on underside of base |
| D | 1251 | YGCW | 1 | 15 | 1 | Rim | Dish | Yellow glaze int, spots of glaze ext | C17th - C18th | 1640 - 1660 | Rolled rim |
| | | Total | 768 | 17489 | 649 | | | | | | |

Table 4. Pottery from Phase 3

Area D

Only one context in Area D produced pottery dating to Phase 3. This was context 1251 which contained a substantial group of pottery with a date range spanning the 16th and 17th centuries and also included a small quantity of later medieval pottery. Analysis of the clay pipes suggested a date in the mid-17th century and it is entirely possible that the bulk of the pottery is of a similar date. This is of some importance as it appears to support the suggestion made in connection with context 1282 that Yellow Glazed Coarsewares are of mid-17th-century date rather than later. Unlike context 1282, 1251 also included examples of early Brown Glazed Coarseware although in this case it has been suggested elsewhere that the type appears in the 16th century and so it would be expected to occur in a mid-17th-century context. The presence of Midlands Purple type wares in context 1251 may also indicate that it is slightly earlier than other contexts in this phase.

It has been suggested (ASWYAS 2006, para 4.130) that context 1251 was an extension of context 1240 in Area B1 and while this is certainly plausible, there is nothing in the pottery assemblage which would allow this suggestion to be either confirmed or rejected.

Phase 4

The contexts ascribed to Phase 4 contained significant quantities of 17th-century wares (notably Blackware, 17th-century Coarseware and both types of Yellow ware) alongside recognisably 18th-century wares (Mottled ware, White Salt Glazed Stoneware and Creamware) (Table 5). These various ware types occurred in quantities which varied considerably between contexts. In some cases this was undoubtedly the result of extensive residuality (e.g. contexts 1224 and 1152) but in other contexts a closer examination of the pottery than was possible at the assessment phase suggested that two sub-phases existed within the phase group. The earlier phase is somewhat smaller than the later phase and the implications that this observation has for the interpretation of the site more broadly are beyond the scope of the present report and must await a re-examination of the stratigraphic and structural data as presented in the site report (ASWYAS 2006).

Area B2 and Trench 17

An earlier sub-phase within Area B2/Trench 17 is represented by context 238 (Trench 17) for which both the clay tobacco pipes and the pottery suggest a 17th-century date, possibly placing the context in the earlier sub-phase proposed for Phase 3, above rather than in Phase 4.

The greater number of contexts appeared to date to the later 17th and 18th centuries and included wares believed to be of exclusively 18th-century date (237, 1072, 1159, 1160, 1176, 1187 and 1224). These included Mottled ware, Late Blackware and, in context 1159, a Creamware plate. The presence of the latter vessel is unexpected, given the absence of White Salt Glazed Stoneware and other mid-18th-century wares. Contexts 1160, 1176 and 1187 were distinguished by the number of sherds which showed evidence of having been deposited

in an active watercourse and had, as a result, suffered significant mechanical abrasion. The deposit forming contexts 1160 and 1187 is described in the site narrative as consisting of ‘an extensive deposit of light brown coarse sand’ (ASWYAS 2006, para. 4.106) and elsewhere (para. 7.35) is explicitly stated to be derived from the nearby beck which would account for the wear seen on the sherds. It also implies that the pottery is somewhat earlier than the date of the deposit, allowing time for the pottery to become abraded.

Area C

Although there may be some suggestion that two sub-phases can be distinguished within Area C, the position was not as clear as elsewhere on the site, owing to the small quantities of pottery recovered from the majority of contexts in this phase and area. Contexts 1068, 1172, 1173 and 1213 produced only single sherds of pottery which is an unreliable basis upon which to date contexts, particularly given the evidence for significant levels of residuality throughout the site. The largest groups were from contexts 1152, 1179, 1117 and 1188 and these contained significant quantities of residual 17th-century pottery alongside smaller quantities of 18th-century vernacular tablewares and utilitarian wares. Formal tablewares were notable by their virtual absence (a sherd of Tin Glazed Earthenware from context 1188 and a sherd of White Salt Glazed Stoneware from context 1152) but it is unclear whether this is a result of chronological factors or the fact that the different contexts of use resulted in differential breakage rates and differential deposition. The clay tobacco pipes from Area C showed a distribution that did not entirely reflect that of the pottery. Context 1179 produced no pipe fragments at all and those from context 1188 dated to the period between 1830 and 1870 (ASWYAS 2006, para 7.34) suggesting that the context does not belong to this phase of the site. The pottery evidence alone cannot resolve the latter point as there is no evidence of 19th-century pottery in this group.

A significant proportion of the pottery from context 1179, described as consisting of ‘dark purplish black sandy silt’ (ASWYAS 2006, para. 4.171), bore traces of abrasion in an active watercourse and as elsewhere on the site, this raises the possibility of the use of riverine deposits as a source of levelling material.

Area D

The pottery assemblage from Area D differed from others in Phase 4 by virtue of the greater proportion of formal tablewares, specifically White Salt Glazed Stoneware but also including smaller quantities of Creamware and Pearlware in a number of contexts. As noted above, it is unclear how far this can be suggested to be a chronological factor and how far it relates to the different contexts of use, breakage and discard to be expected in 18th-century pottery assemblages.

It is possible that contexts 1158 and 1252 are slightly earlier in date than the remaining contexts from this area. The clay tobacco pipes from context 1158 are generally earlier than those from the remainder of the area (1680-1750) and the pottery is generally of later 17th to

| Tr/Area | Context | Type | No. | Wt. | ENV | Part | Form | Decoration | Date range | CTP dep date | Notes |
|---------|---------|------------------------|-----|-----|-----|-------------|--------------|----------------------------------------------------------------------------|-----------------|--------------|---------------------------------------------------------------|
| 17 | 237 | Mottled ware | 1 | 4 | 1 | Handle & BS | Hollow ware | Mottled glaze | C18th | Void | Buff fabric |
| 17 | 238 | C17th Coarseware | 1 | 52 | 1 | Rim | Jar | Everted rim with external bulge; clear glaze int | C17th | 1640 - 1670 | Buff fabric with non-crystalline grit; sooted ext |
| 17 | 238 | C17th Coarseware | 2 | 22 | 2 | BS | Hollow ware | Clear glaze int | C17th | 1640 - 1670 | Typical fabric with abundant non-crystalline grit |
| 17 | 238 | Cistercian/Blackware | 1 | 8 | 1 | BS | Hollow ware | Black glaze int & ext | C16th - C17th | 1640 - 1670 | Hard fine dark red fabric |
| 17 | 238 | Late Blackware type | 1 | 2 | 1 | Base | Hollow ware | Buff body with dark glaze int & ext | C18th | 1640 - 1670 | |
| 17 | 238 | Redware | 3 | 19 | 3 | BS | Hollow ware | Clear glaze int | LC17th - C18th | 1640 - 1670 | |
| 17 | 238 | Slipware type 1 | 1 | 46 | 1 | Base | Dish | Trailed curvilinear white slip designs int | LC17th - C18th | 1640 - 1670 | |
| 17 | 238 | Tin Glazed Earthenware | 1 | 2 | 1 | BS | Flatware | Hand painted blue curvilinear design int | C17th - C18th | 1640 - 1670 | |
| B2 | 1072 | Slipware | 13 | 158 | 1 | Rim & BS | Hollow ware | Elaborate red and white trailed and feathered slip decoration on buff body | C18th | Void | Stacking scars ext |
| B2 | 1159 | BGFW | 1 | 8 | 1 | Rim | Hollow ware | U/Dec | C18th | Void | Thickened rim |
| B2 | 1159 | BSGSW | 1 | 21 | 1 | Handle | Hollow ware | U/Dec | C18th - EC19th | Void | Narrow strap handle |
| B2 | 1159 | BSGSW | 1 | 2 | 1 | Rim | Hollow ware | Incised lines below rim | C18th | Void | |
| B2 | 1159 | Creamware | 6 | 83 | 3 | Profile | Plate | Wavy edged plate | c.1740 - c.1820 | Void | |
| B2 | 1159 | Redware | 1 | 21 | 1 | Rim | Dish | Clear glaze int | C17th - C18th | Void | |
| B2 | 1160 | BGCW | 2 | 14 | 2 | BS | Hollow ware | Brown glaze int & ext | C18th | 1700 - 1740 | Heavily water-worn |
| B2 | 1160 | BGCW | 1 | 88 | 1 | Base | Pancheon | Brown glaze int | C18th - C19th | 1700 - 1740 | Thick base |
| B2 | 1160 | BGFW | 2 | 20 | 2 | BS | Hollow ware | Brown glaze int & ext | LC17th - C18th | 1700 - 1740 | |
| B2 | 1160 | BSGSW | 1 | 2 | 1 | BS | Hollow ware | Rouletted band | C18th | 1700 - 1740 | |
| B2 | 1160 | BSGSW | 1 | 3 | 1 | BS | Hollow ware | Shiny brown glaze ext | C18th | 1700 - 1740 | |
| B2 | 1160 | Mottled ware | 1 | 1 | 1 | Rim | Hollow ware | Mottled glaze int & ext | C18th | 1700 - 1740 | |
| B2 | 1160 | Redware | 1 | 37 | 1 | Rim | Dish/bowl | Clear glaze int | LC17th - C18th | 1700 - 1740 | Heavy triangular rim |
| B2 | 1160 | Redware type | 2 | 14 | 2 | BS | U/ID | One sherd with a trace of white slip | LC17th - C18th | 1700 - 1740 | Very heavily abraded, probably in water |
| B2 | 1160 | Slipware type 1 | 1 | 5 | 1 | Rim | Dish | White trailed slip decoration internally | LC17th - C18th | 1700 - 1740 | Abraded |
| B2 | 1176 | BGCW type | 3 | 101 | 3 | Base | Hollow ware | Thick brown glaze int | C18th | 1780 - 1850 | Relatively unabraded for this context |
| B2 | 1176 | Blackware | 1 | 9 | 1 | BS | Hollow ware | Raised cordon ext | C17th | 1780 - 1850 | Unabraded compared to other sherds from this context |
| B2 | 1176 | Coarse Blackware | 3 | 201 | 3 | Base | Hollow ware | Brown/purple glaze int & ext | C17th - EC18th | 1780 - 1850 | Could be early BGCW; heavily and abraded, probably water worn |
| B2 | 1176 | Fine Redware | 1 | 1 | 1 | Rim | Hollow ware | Clear glaze on a fine red body | C18th | 1780 - 1850 | |
| B2 | 1176 | Late Blackware | 3 | 14 | 3 | BS | Hollow ware | Black glaze int & ext | C18th | 1780 - 1850 | Slightly abraded (water worn) |
| B2 | 1176 | Late Blackware type | 1 | 2 | 1 | Rim | Flatware | Brown glaze on brick-red body | C18th | 1780 - 1850 | An unusual form |
| B2 | 1176 | Mottled ware type | 1 | 6 | 1 | Base | Unidentified | Brown glaze int on a light buff body | C18th | 1780 - 1850 | One edge abraded |
| B2 | 1176 | Redware | 8 | 67 | 8 | BS | Dish/bowl | Clear glaze int, two with red slip ext | C17th - EC18th | 1780 - 1850 | All very heavily abraded (water worn) |

Table 5. Pottery from Phase 4

| Tr/Area | Context | Type | No. | Wt. | ENV | Part | Form | Decoration | Date range | CTP dep date | Notes |
|---------|---------|------------------------|-----|-----|-----|-----------|-------------|-----------------------------------------------------|----------------|--------------|-------------------------------------------------------|
| B2 | 1176 | Redware | 2 | 36 | 2 | Base | Dish/bowl | Clear glaze int | C17th - EC18th | 1780 - 1850 | All very heavily abraded (water worn) |
| B2 | 1176 | Redware | 1 | 8 | 1 | Rim | Dish | Clear glaze int | LC17th - C18th | 1780 - 1850 | Unusual rim with internal lip/flange |
| B2 | 1176 | Slipware | 1 | 9 | 1 | BS | Hollow ware | Feathered slip int | LC17th - C18th | 1780 - 1850 | Heavily abraded - water worn |
| B2 | 1176 | Tin Glazed Earthenware | 1 | 3 | 1 | BS | Flatware | White glaze int & ext | C17th - C18th | 1780 - 1850 | |
| B2 | 1187 | BGFW | 1 | 8 | 1 | BS | Hollow ware | U/Dec | C17th - C18th | 1700 - 1800 | Abraded, probably water-worn |
| B2 | 1187 | BGFW | 1 | 1 | 1 | BS | Hollow ware | Brown glaze int & ext on a red body | C17th | 1700 - 1800 | |
| B2 | 1187 | Blackware | 1 | 3 | 1 | Base | Hollow ware | U/Dec | C17th | 1700 - 1800 | Abraded, possibly water-worn |
| B2 | 1187 | Redware | 4 | 33 | 4 | BS | Dish | Clear glaze int | C17th - C18th | 1700 - 1800 | Heavily abraded, possibly water-worn |
| B2 | 1187 | Slip coated ware | 1 | 4 | 1 | BS | Hollow ware | Red slip on a white body under clear glaze | C18th | 1700 - 1800 | |
| B2 | 1187 | Slipware type 1 | 1 | 25 | 1 | Base | Dish | Trailed yellow slip ext | C17th - EC18th | 1700 - 1800 | Knife trimmed ext |
| B2 | 1187 | Slipware type 1 | 1 | 7 | 1 | Rim | Dish | Trailed white slip int | C17th - EC18th | 1700 - 1800 | |
| B2 | 1224 | Blackware | 2 | 21 | 2 | BS | Hollow ware | Black glaze int & ext | C17th | 1800 - 1900 | Hard, fine dark red fabric |
| B2 | 1224 | Blackware | 1 | 14 | 1 | Rim | Dish | Black glaze int & ext | C17th | 1800 - 1900 | Form is unusual for Blackware but fabric is Blackware |
| B2 | 1224 | C17th Coarseware | 1 | 14 | 1 | Rim | Hollow ware | Clear glaze int | C17th | 1800 - 1900 | |
| B2 | 1224 | Coarse Blackware | 2 | 247 | 1 | Base | Hollow ware | Black glaze int & ext | C18th | 1800 - 1900 | Stacking scar on underside of base |
| B2 | 1224 | Late Blackware | 7 | 77 | 7 | BS | Hollow ware | Black glaze int & ext | C18th | 1800 - 1900 | |
| B2 | 1224 | Late Blackware | 2 | 15 | 1 | Rim/spout | Jug | Black glaze int & ext | C18th | 1800 - 1900 | Pulled spout; orange body with thin white lines |
| B2 | 1224 | Mottled Coarseware | 1 | 2 | 1 | BS | Hollow ware | Mottled glaze int & ext | C18th | 1800 - 1900 | Abraded |
| B2 | 1224 | Mottled slipware | 1 | 3 | 1 | BS | Hollow ware | White slip int with brown mottling; clear glaze ext | C18th | 1800 - 1900 | |
| B2 | 1224 | Mottled ware | 1 | 1 | 1 | BS | Mug | Rilled band ext | C18th | 1800 - 1900 | |
| B2 | 1224 | Mottled ware | 1 | 12 | 1 | BS | Hollow ware | Honey coloured mottled glaze int & ext | C18th | 1800 - 1900 | |
| B2 | 1224 | Redware | 4 | 96 | 4 | BS | Dish/bowl | Clear glaze int | C17th - EC18th | 1800 - 1900 | |
| B2 | 1224 | Redware | 1 | 25 | 1 | Rim | Dish/bowl | Clear glaze int | C17th - EC18th | 1800 - 1900 | Heavy rim with slightly dished top |
| B2 | 1224 | Redware | 1 | 13 | 1 | Rim | Dish/bowl | Clear glaze int | C17th - EC18th | 1800 - 1900 | |
| B2 | 1224 | Slipware type 1 | 1 | 4 | 1 | Base | Flatware | Trailed white slip int | LC17th - C18th | 1800 - 1900 | |
| C | 1041 | Early Yellow ware | 1 | 25 | 1 | Rim | Bowl | Hard, thin crazed yellow glaze int & ext | C17th | 1760 - 1900 | |
| C | 1041 | Mottled ware | 1 | 2 | 1 | Rim | Hollow ware | Dark mottled glaze int & ext | C18th | 1760 - 1900 | |
| C | 1068 | Coarse Blackware | 1 | 45 | 1 | BS | Hollow ware | U/Dec | C17th - C18th | Void | |
| C | 1117 | Blackware | 1 | 4 | 1 | BS | Hollow ware | Black glaze int & ext | C17th | 1680 - 1740 | Fine dark red fabric |
| C | 1117 | Mottled ware | 1 | 7 | 1 | Base | Hollow ware | Rilled band above base; mottled glaze int & ext | C18th | 1680 - 1740 | |
| C | 1117 | Mottled ware | 1 | 8 | 1 | Handle | Mug | Mottled glaze int & ext | C18th | 1680 - 1740 | |
| C | 1117 | Slipware type 1 | 1 | 19 | 1 | Base | Bowl/dish | White trailed and feathered slip design internally | C17th - C18th | 1680 - 1740 | |

Table 5. Pottery from Phase 4

| Tr/Area | Context | Type | No. | Wt. | ENV | Part | Form | Decoration | Date range | CTP dep date | Notes |
|---------|---------|-----------------------------|-----|-----|-----|--------------|--------------|--------------------------------------------------|-----------------|--------------|----------------------------------------------------------------------------------------------|
| C | 1152 | BGFW | 4 | 73 | 2 | BS | Hollow ware | Thin, hard, patchy metallic brown glaze ext only | C18th | 1680 - 1720 | Dark orange fabric; unglazed internally ?Costrel/flask |
| C | 1152 | BGFW | 1 | 51 | 1 | Base | Hollow ware | Brown glaze int & partially ext | C18th | 1680 - 1720 | Footed base; resembles a coarser version of Late Blackware |
| C | 1152 | BGFW type | 1 | 1 | 1 | Rim | Hollow ware | Metallic brown glaze int & ext | C17th - C18th | 1680 - 1720 | Bright orange fabric; brown glaze with metallic sheen |
| C | 1152 | BGFW type | 3 | 14 | 3 | BS | Hollow ware | Patchy brown glaze int & ext | C17th - C18th | 1680 - 1720 | Orange fabric |
| C | 1152 | Blackware | 2 | 48 | 1 | Base | Hollow ware | Black glaze int and ext above base | C17th | 1680 - 1720 | Very hard, fine, dark red body |
| C | 1152 | Blackware | 3 | 34 | 1 | BS | Hollow ware | Black glaze int & ext | C17th | 1680 - 1720 | Very hard, fine, dark red body |
| C | 1152 | Blackware | 1 | 7 | 1 | Rim | Hollow ware | Black glaze int & ext | C17th | 1680 - 1720 | Very hard, fine, dark red body; cf. ext 1152 for a very similar rim sherd |
| C | 1152 | Blackware | 1 | 1 | 1 | BS | Hollow ware | Black glaze int & ext | C17th | 1680 - 1720 | Very hard, fine, dark red body |
| C | 1152 | Blackware | 1 | 8 | 1 | BS | Hollow ware | Dark brown glaze with some mottling int & ext | C17th | 1680 - 1720 | Hard, fine dull red body |
| C | 1152 | Blackware type | 4 | 28 | 2 | Rim & BS | Hollow ware | Slightly mottled brown glaze with metallic sheen | C17th | 1680 - 1720 | Brick-red fabric, very fine and even in texture |
| C | 1152 | Blackware type | 1 | 21 | 1 | Base | Hollow ware | Brown glaze int & ext with fine yellow mottling | C18th | 1680 - 1720 | Brick red fabric |
| C | 1152 | BSGSW | 1 | 1 | 1 | Rim | Cup/mug/bowl | Pale brown mottled salt glazed finish | C18th | 1680 - 1720 | Very thin walled vessel |
| C | 1152 | Early Yellow ware | 1 | 24 | 1 | Rim & handle | Hollow ware | Thin patchy yellow glaze on a white body | LC16th - C17th | 1680 - 1720 | |
| C | 1152 | Mottled ware | 1 | 1 | 1 | BS | Hollow ware | U/Dec | C18th | 1680 - 1720 | |
| C | 1152 | Redware | 1 | 8 | 1 | Rim | Dish | Clear glaze int | LC17th - C18th | 1680 - 1720 | Unusually thin body with clear glaze int |
| C | 1152 | Redware | 1 | 11 | 1 | BS | Dish | Clear glaze int | C17th - C18th | 1680 - 1720 | Sooted ext |
| C | 1152 | Slipware type 1 | 1 | 11 | 1 | BS | Flatware | Diffuse white slip patterns int | C17th - C18th | 1680 - 1720 | Knife trimmed and sooted ext |
| C | 1152 | White Salt Glazed Stoneware | 1 | 11 | 1 | BS | Hollow ware | Rilled band above base | c.1720 - c.1780 | 1680 - 1720 | Slightly unusual finish for WSGSW |
| C | 1155 | Blackware | 1 | 20 | 1 | Rim | Hollow ware | U/Dec | C17th | 1680 - 1720 | An unusual form with a distinctive everted rim; may be joining sherds elsewhere (1152, 1122) |
| C | 1172 | BGCW | 1 | 92 | 1 | Base | Hollow ware | Very thick base with brown glaze int & ext | C17th - EC19th | Void | Very hard, dense body |
| C | 1173 | BGCW | 1 | 76 | 1 | Base | Hollow ware | Very thick base with brown glaze int & ext | C17th - C18th | 1680 - 1750 | Chipped and abraded |
| C | 1179 | Blackware | 3 | 29 | 3 | BS | Hollow ware | Black glaze int & ext | C17th | Void | Hard, fine dark red fabric |
| C | 1179 | BSGSW | 1 | 5 | 1 | Handle | Mug/tankard | Fine grooves on handle | C18th | Void | |
| C | 1179 | C17th Coarseware | 2 | 71 | 1 | Base | Hollow ware | Clear glaze int | C17th | Void | Sooted ext |
| C | 1179 | Coarse Blackware | 1 | 13 | 1 | Rim | Hollow ware | Brown glaze int & ext | C17th | Void | Pointed cap with 'D' shaped bulge ext |
| C | 1179 | Coarse Blackware | 1 | 95 | 1 | Base | Jar | Black or dark brown glaze int & ext; footed base | C17th | Void | A hard homogenous brick red fabric |
| C | 1179 | Mottled ware | 1 | 12 | 1 | Handle | Hollow ware | Mottled honey coloured glaze | C18th | Void | |
| C | 1179 | Mottled ware | 1 | 7 | 1 | BS | Hollow ware | Mottled honey coloured glaze | C18th | Void | |
| C | 1179 | Redware | 3 | 28 | 3 | BS | Dish/bowl | Clear glaze int | C17th - C18th | Void | Some sooting ext |

Table 5. Pottery from Phase 4

| Tr/Area | Context | Type | No. | Wt. | ENV | Part | Form | Decoration | Date range | CTP dep date | Notes |
|---------|---------|------------------------|-----|-----|-----|-------------------|-----------------|-------------------------------------------------------------------------|----------------|--------------|--------------------------------------------------------------------------------------------------------|
| C | 1179 | Redware | 2 | 40 | 1 | Base & BS | Dish/bowl | Clear glaze int | C17th - C18th | Void | Signs of use-wear on the base |
| C | 1179 | Redware | 3 | 81 | 1 | Rim & BS | Dish/bowl | Clear glaze int | C17th - C18th | Void | Heavy rim |
| C | 1179 | Redware | 1 | 31 | 1 | Rim | Dish/bowl | Clear glaze int | C17th - C18th | Void | Dished top of rim |
| C | 1179 | Slip coated ware | 1 | 10 | 1 | Rim | Hollow ware | Dark glaze int & ext | C18th | Void | |
| C | 1179 | Slipware | 1 | 15 | 1 | Rim | Dish/bowl | White slip int with possible red slip decoration | C17th - C18th | Void | Very heavily abraded with most of glaze and slip removed |
| C | 1179 | Slipware | 1 | 23 | 1 | BS | Dish/bowl | White slip int | C17th - C18th | Void | Very heavily abraded with most of glaze and slip removed |
| C | 1179 | Slipware | 1 | 4 | 1 | Rim | Small dish/bowl | White slip int with possible red slip decoration | LC17th - C18th | Void | Very heavily abraded with most of glaze and slip removed; thin walled vessel with small hammerhead rim |
| C | 1179 | Slipware | 1 | 4 | 1 | Splayed base | Hollow ware | Small footed/splayed base with white slip int & ext on a pale buff body | C17th | Void | |
| C | 1179 | Westerwald stoneware | 1 | 7 | 1 | BS | Hollow ware | Rilled band, blue mottled wash ext | C17th - C18th | Void | |
| C | 1188 | Late Blackware | 1 | 7 | 1 | BS | Hollow ware | Black glaze int & ext | C18th | 1830 - 1870 | |
| C | 1188 | Redware | 1 | 34 | 1 | Rim | Dish | Clear glaze int | C17th - C18th | 1830 - 1870 | D profile rim |
| C | 1188 | Slipware | 1 | 1 | 1 | BS | Hollow ware | Feathered slip decoration ext; yellow glaze int & ext | C18th | 1830 - 1870 | Buff body |
| C | 1188 | Slipware type 1 | 1 | 39 | 1 | Base | Dish | Trailed white slip wavy line | LC17th - C18th | 1830 - 1870 | Knife trimmed ext |
| C | 1188 | Tin Glazed Earthenware | 1 | 13 | 1 | BS | Hollow ware | Parts of blue decoration ext on white glaze | C17th - C18th | 1830 - 1870 | |
| C | 1213 | Redware type | 1 | 8 | 1 | BS | Dish | Glazed int | C18th | 1640 - 1700 | Heavily burnt with blistered glaze int |
| D | 1158 | Blackware | 1 | 7 | 1 | BS | Hollow ware | Black glaze int & ext | C17th | 1680 - 1750 | Hard dark red fabric |
| D | 1158 | Blackware | 1 | 10 | 1 | Handle | Mug/tyg | Dark glaze int & ext | C17th | 1680 - 1750 | |
| D | 1158 | Early Yellow ware | 1 | 2 | 1 | BS | Hollow ware | Clear (yellow-green) glaze int & ext | C17th | 1680 - 1750 | Very hard, dense, semi-vitrified fabric; cf. 1282 |
| D | 1158 | Mottled Coarseware | 1 | 9 | 1 | BS | Hollow ware | Mottled brown glaze int & ext | C17th - C18th | 1680 - 1750 | |
| D | 1158 | Redware | 1 | 49 | 1 | Base | Dish | Clear glaze int; knife trimmed ext | C17th - C18th | 1680 - 1750 | |
| D | 1158 | Redware | 1 | 4 | 1 | BS | Dish/bowl | White slip int under clear glaze | C17th - C18th | 1680 - 1750 | |
| D | 1158 | Redware | 1 | 1 | 1 | Rim | Dish/bowl | Clear glaze int | C17th - EC18th | 1680 - 1750 | |
| D | 1158 | Slipware | 1 | 2 | 1 | BS | Hollow ware | Buff body, clear glaze with feathered slip on one sherd | C18th | 1680 - 1750 | Cf. cxt 1216 and 1239; sherds do not join but are very similar |
| D | 1161 | BGFW | 2 | 21 | 2 | BS | Hollow ware | Shiny black flakey glaze int & ext | C18th - EC19th | 1800 - 1900 | |
| D | 1161 | Blackware | 1 | 8 | 1 | BS | Hollow ware | Black glaze int & ext | C17th | 1800 - 1900 | Hard, fine, dark red body |
| D | 1161 | BSGSW | 1 | 12 | 1 | Handle | Hollow ware | Ridges running up handle | C18th | 1800 - 1900 | |
| D | 1161 | BSGSW | 1 | 11 | 1 | Handle | Hollow ware | Plain handle | C18th | 1800 - 1900 | |
| D | 1161 | BSGSW | 1 | 5 | 1 | Rim | Bowl | Everted rim | C18th | 1800 - 1900 | |
| D | 1161 | Late Blackware | 4 | 27 | 4 | BS & handle stump | Hollow ware | Low relief moulded ridges ext | C18th | 1800 - 1900 | Fine brick red fabric |
| D | 1161 | Late Blackware | 2 | 22 | 2 | Base | Hollow ware | Footed base; shiny glaze int & ext | C18th | 1800 - 1900 | Probably the same vessel |

Table 5. Pottery from Phase 4

| Tr/Area | Context | Type | No. | Wt. | ENV | Part | Form | Decoration | Date range | CTP dep date | Notes |
|---------|---------|-----------------------------|-----|-----|-----|----------|---------------|---------------------------------------------------------|-----------------|--------------|---------------------------------------------------------------------------------|
| D | 1161 | Late Blackware | 2 | 13 | 2 | BS | Hollow ware | Shiny black glaze int & ext; one slightly metallic | C18th | 1800 - 1900 | |
| D | 1161 | Late Blackware | 2 | 7 | 1 | Rim | Hollow ware | Shiny black glaze int & ext | C18th | 1800 - 1900 | Fine brick red fabric |
| D | 1161 | Mottled ware | 1 | 1 | 1 | BS | Hollow ware | Mottled honey coloured glaze | C18th | 1800 - 1900 | |
| D | 1161 | Mottled ware | 2 | 4 | 1 | Rim | Hollow ware | Very dark mottled glaze | C18th | 1800 - 1900 | Slightly everted rim |
| D | 1161 | Redware | 1 | 1 | 1 | BS/flake | Hollow ware | U/Dec | LC17th - C18th | 1800 - 1900 | |
| D | 1161 | Slip coated ware | 3 | 42 | 1 | Base | Hollow ware | Red slip on buff body int & ext | C18th | 1800 - 1900 | Turned base |
| D | 1161 | Slipware | 1 | 8 | 1 | Rim | Dish | White slip lines on edge of rim and internal angle | C18th | 1800 - 1900 | Fine brick-red fabric |
| D | 1161 | White Salt Glazed Stoneware | 1 | 6 | 1 | Rim | Bowl | Overglaze enamelled floral design, probably oriental | c.1720 - c.1780 | 1800 - 1900 | |
| D | 1161 | White Salt Glazed Stoneware | 1 | 4 | 1 | Rim | Plate | Relief moulded rim | c.1720 - c.1780 | 1800 - 1900 | |
| D | 1161 | White Salt Glazed Stoneware | 1 | 8 | 1 | Base | Hollow ware | Flat base, undecorated | c.1720 - c.1780 | 1800 - 1900 | |
| D | 1161 | White Salt Glazed Stoneware | 2 | 12 | 1 | Profile | Shallow dish | Moulded wavy rim | c.1720 - c.1780 | 1800 - 1900 | An unusual form; shallow dish with a wide everted rim |
| D | 1161 | White Salt Glazed Stoneware | 4 | 24 | 1 | Profile | Bowl | U/Dec with overhanging rim | c.1720 - c.1780 | 1800 - 1900 | |
| D | 1164 | C17th Coarseware | 1 | 25 | 1 | Rim | Bowl/pancheon | Patchy clear glaze int & ext | C17th | Void | Abraded with rounded edges |
| D | 1164 | Creamware | 1 | 1 | 1 | Rim | Cup/bowl | U/Dec | c.1740 - c.1820 | Void | |
| D | 1164 | Mottled ware | 1 | 2 | 1 | BS | Hollow ware | Raised ridges ext; dark glaze int & ext | C18th | Void | |
| D | 1164 | Mottled ware | 1 | 4 | 1 | Rim | Hollow ware | Dark mottled glaze int & ext | C18th | Void | |
| D | 1164 | Pearlware (?) | 1 | 19 | 1 | Rim & BS | Hollow ware | Possible TP design int | c.1780 - c.1840 | Void | Very heavily stained and discoloured |
| D | 1164 | Slip coated ware | 1 | 9 | 1 | Rim | Dish | Dark glaze int on thin layer of red slip int | C18th | Void | Wheel thrown flatware |
| D | 1164 | White Salt Glazed Stoneware | 1 | 1 | 1 | Rim | Flatware | Moulded 'feather edged' plate edge | c.1720 - c.1780 | Void | See Jennings 1981:Plate 1; h for an example of the same decoration in Creamware |
| D | 1178 | BGFW | 3 | 7 | 3 | BS | Hollow ware | Brown glaze int & ext | C18th | 1760 - 1850 | Fine orange fabric |
| D | 1178 | Blackware | 1 | 6 | 1 | BS | Hollow ware | Dark brown glaze ext, unglazed int | C17th | 1760 - 1850 | Possibly a flask or costrel |
| D | 1178 | Creamware | 1 | 1 | 1 | BS | Hollow ware | U/Dec | c.1740 - c.1820 | 1760 - 1850 | |
| D | 1178 | Late Blackware | 1 | 4 | 1 | BS | Hollow ware | Very shiny brown glaze int & ext | C18th | 1760 - 1850 | |
| D | 1178 | Mottled ware | 1 | 2 | 1 | BS | Hollow ware | Mottled glaze | C18th | 1760 - 1850 | |
| D | 1178 | Mottled ware | 1 | 1 | 1 | BS | Hollow ware | Very dark mottling | C18th | 1760 - 1850 | |
| D | 1178 | Redware | 1 | 44 | 1 | Rim | Dish/bowl | Clear glaze int; thin layer of white slip under glaze | C17th - C18th | 1760 - 1850 | Sooted ext; distinctive profiled rim |
| D | 1178 | Redware | 1 | 19 | 1 | Base | Dish | Clear glaze int on top of a thin layer of pale red slip | C17th - C18th | 1760 - 1850 | Orange body; slip layer is slightly lighter |
| D | 1178 | Slipware | 1 | 18 | 1 | BS | Hollow ware | Feathered slip ext, clear glaze int | C18th | 1760 - 1850 | Thin layers of red and white slip ext. |
| D | 1178 | Slipware | 1 | 1 | 1 | Rim | Hollow ware | White slip dots ext | C18th | 1760 - 1850 | |
| D | 1178 | White Salt Glazed Stoneware | 1 | 2 | 1 | Rim | Hollow ware | Iron wash band below rim | c.1720 - c.1780 | 1760 - 1850 | |

Table 5. Pottery from Phase 4

| Tr/Area | Context | Type | No. | Wt. | ENV | Part | Form | Decoration | Date range | CTP dep date | Notes |
|---------|---------|--------------------|------------|-------------|------------|-------------|-------------|-----------------------------------------------------------------------|----------------|--------------|-----------------------------------------------|
| D | 1235 | Slipware | 1 | 11 | 1 | Handle & BS | Hollow ware | Clear glaze int & ext on buff body with feathered red slip design ext | C18th | Void | |
| D | 1237 | Early Yellow ware | 2 | 44 | 2 | Rim & BS | Bowl/dish | Patchy clear glaze int | LC17th - C18th | 1610 - 1720 | |
| D | 1252 | Blackware | 1 | 14 | 1 | Handle & BS | Cup/tyg | U/Dec | C17th | Void | |
| D | 1252 | C17th Coarseware | 2 | 133 | 2 | BS | Hollow ware | Clear glaze int | C17th - EC18th | Void | |
| D | 1252 | Early Yellow ware | 1 | 17 | 1 | BS | Hollow ware | Thin yellow-green glaze int & ext | ?C18th | Void | Very hard, dense stoneware fabric |
| D | 1252 | Mottled Coarseware | 1 | 15 | 1 | Rim | Hollow ware | Mottled brown glaze int & ext | C18th | Void | Not a standard mottled finish; 'D' shaped rim |
| D | 1252 | YGCW | 2 | 63 | 2 | Rim & BS | Hollow ware | Clear glaze int | C17th | Void | Very heavily chipped and abraded |
| | | Total | 249 | 3725 | 213 | | | | | | |

Table 5. Pottery from Phase 4

| Tr/Area | Context | Type | No. | Wt. | ENV | Part | Form | Decoration | Date range | CTP dep date | Notes |
|---------|---------|--------------------------|-----|-----|-----|---------------|---------------|-------------------------------------------------|-----------------|--------------|---------------------------------------------------------------------------------|
| 18 | 253 | BGCW | 1 | 41 | 1 | BS | Pancheon | Brown glaze int | C18th - C19th | 1750 - 1900 | Water worn |
| 18 | 253 | BGFW | 1 | 14 | 1 | BS | Hollow ware | Mottled brown glaze int & ext | C18th - EC19th | 1750 - 1900 | Could be a Mottled ware; post-depositional concentration on surface and edges |
| 18 | 253 | Stoneware | 1 | 13 | 1 | BS | Hollow ware | Pale green stoneware | M - LC19th | 1750 - 1900 | |
| 18 | 278 | BGCW | 1 | 36 | 1 | BS | Pancheon | Brown glaze int | C18th - C19th | 1850 - 1880 | Slightly abraded as if by water |
| 18 | 278 | Bone China | 1 | 2 | 1 | Rim | Ornament | Moulded wavy edge; traces of gold detailing | M - LC19th | 1850 - 1880 | Probably a decorative souvenir |
| 18 | 278 | Bone China (Lustre ware) | 1 | 6 | 1 | Rim | Saucer | Pink band with gold lustre detailing around rim | C19th | 1850 - 1880 | Bone china |
| 18 | 278 | BSGSW | 1 | 75 | 1 | Profile | Shallow jar | Brown glaze int & ext | LC18th - C19th | 1850 - 1880 | Shallow jar; 1.5 inches (3.8cm) from base to rim |
| 18 | 278 | BSGSW | 1 | 3 | 1 | BS | Hollow ware | Incised line | C19th | 1850 - 1880 | |
| 18 | 278 | BSGSW | 1 | 21 | 1 | Rim | Hollow ware | Rouletted band on tall neck | C19th | 1850 - 1880 | |
| 18 | 278 | Creamware | 3 | 28 | 3 | Rim & BS | Hollow ware | U/Dec | LC18th - EC19th | 1850 - 1880 | Abraded, crazed and discoloured most probably from the effects of running water |
| 18 | 278 | Slip Banded CC ware | 1 | 16 | 1 | Handle & BS | Hollow ware | Blue slip band ext | C19th | 1850 - 1880 | Water worn and discoloured |
| 18 | 278 | Sponged ware | 1 | 26 | 1 | Rim | Saucer | Blue sponged decoration int | c.1830+ | 1850 - 1880 | |
| 18 | 278 | Sponged ware | 2 | 12 | 2 | BS | Flatware | Purple mottled design int | c.1830+ | 1850 - 1880 | |
| 18 | 278 | Stoneware | 1 | 45 | 1 | Base | Bottle | Pale green stoneware | M - LC19th | 1850 - 1880 | |
| 18 | 278 | Stoneware | 1 | 8 | 1 | BS | Bottle/flagon | Pale green stoneware | M - LC19th | 1850 - 1880 | |
| 18 | 278 | TP Whiteware | 2 | 59 | 1 | BS | Flatware | Bramble design in a blueish colour | LC19th | 1850 - 1880 | Large flatware vessel |
| 18 | 278 | TP Whiteware | 1 | 18 | 1 | Base | Flatware | Willow | M - LC19th | 1850 - 1880 | |
| 18 | 278 | TP Whiteware | 1 | 3 | 1 | Rim | Plate | Willow border | M - LC19th | 1850 - 1880 | Abraded and discoloured, re water action |
| 18 | 278 | Whiteware | 1 | 42 | 1 | Profile | Shallow jar | Groove below rim | M - LC19th | 1850 - 1880 | Shallow jar; 1 5/8th inches from base to rim |
| 18 | 278 | Whiteware | 1 | 3 | 1 | Recessed base | Jar | U/Dec | M - LC19th | 1850 - 1880 | |
| 18 | 287 | Blackware | 1 | 55 | 1 | Base | Hollow ware | Black glaze int & ext | C17th | Void | Larger Blackware vessel |
| 18 | 287 | Early Yellow ware | 1 | 14 | 1 | Rim | Hollow ware | Yellow glaze int & ext | LC16th - C17th | Void | Unusual white fabric with streaks |
| 18 | 287 | Early Yellow ware | 1 | 25 | 1 | BS | Dish | Yellow glaze int | C17th | Void | |
| 18 | 287 | Redware | 1 | 20 | 1 | BS | Dish/bowl | Clear glaze int | C17th - C18th | Void | |
| 18 | 288 | Redware type | 1 | 33 | 1 | Rim | Dish | Clear glaze int | C17th - EC18th | Void | Flat topped rim |
| 18 | 288 | Slipware type 1 | 2 | 220 | 1 | Base | Dish | Trailed white slip designs int | C17th - EC18th | Void | Use ware on underside |
| 18 | 288 | Slipware type 1 | 1 | 20 | 1 | Rim | Dish | Wavy trailed slip line around rim int | C17th - EC18th | Void | |
| 18 | 288 | Slipware type 1 | 1 | 52 | 1 | Base | Dish | Trailed white slip design int | C17th - EC18th | Void | |
| B | 1020 | BGCW | 1 | 10 | 1 | BS | Pancheon | Brown glaze int | C18th - C19th | 1830 - 1870 | |
| B | 1020 | BGCW type | 1 | 7 | 1 | BS | Pancheon | N/A | LC18th - C19th | 1830 - 1870 | Internal surface removed |
| B | 1020 | BGFW | 2 | 6 | 2 | BS | Hollow ware | Black glaze int & ext | C18th - EC19th | 1830 - 1870 | |

Table 6. Pottery from Phase 5

| Tr/Area | Context | Type | No. | Wt. | ENV | Part | Form | Decoration | Date range | CTP dep date | Notes |
|---------|---------|---------------------|-----|-----|-----|----------------|----------------|----------------------------------------------------------------|-----------------|--------------|------------------------------|
| B | 1020 | Blackware | 1 | 19 | 1 | Base | Hollow ware | Black glaze on a fine red body | C17th | 1830 - 1870 | |
| B | 1020 | Blackware type | 5 | 35 | 5 | BS | Hollow ware | Black glaze int & ext | C17th | 1830 - 1870 | A hard, fine dark red body |
| B | 1020 | Blue Banded ware | 2 | 8 | 2 | BS | Hollow ware | Blue lines ext | C19th | 1830 - 1870 | |
| B | 1020 | Blue Banded ware | 1 | 10 | 1 | Ring foot base | Bowl | Blue lines ext, probably also with chequer board pattern | C19th | 1830 - 1870 | |
| B | 1020 | Blue Banded ware | 2 | 11 | 2 | BS | Hollow ware | Blue bands, turned to give a blue slip chequer board pattern | C19th | 1830 - 1870 | cf. 1098 |
| B | 1020 | Blue Banded ware | 1 | 1 | 1 | Rim | Bowl | Blue band below rim | C19th | 1830 - 1870 | |
| B | 1020 | Bone China | 1 | 10 | 1 | Rim | Plate | Gold overglaze line int | M - LC19th | 1830 - 1870 | cf. ext 1098 |
| B | 1020 | Bone China | 1 | 1 | 1 | Rim | Dish | U/Dec | C19th | 1830 - 1870 | Very fine finish |
| B | 1020 | Bone China | 1 | 9 | 1 | Recessed base | Hollow ware | Thin diffuse lines around ring foot | C19th | 1830 - 1870 | Finish resembles Pearlware |
| B | 1020 | BSGSW | 1 | 8 | 1 | BS | Bottle/flagon | U/Dec | C19th | 1830 - 1870 | |
| B | 1020 | BSGSW | 1 | 4 | 1 | BS | Hollow ware | Brown ext, pale green int | C19th | 1830 - 1870 | |
| B | 1020 | BSGSW | 1 | 11 | 1 | BS | Hollow ware | Impressed line ext | C19th | 1830 - 1870 | |
| B | 1020 | BSGSW | 1 | 3 | 1 | Handle | Hollow ware | U/Dec | C18th - C19th | 1830 - 1870 | |
| B | 1020 | BSGSW | 1 | 2 | 1 | BS | Hollow ware | Pale brown finish int & ext | C18th | 1830 - 1870 | Thin walled vessel |
| B | 1020 | Cane Coloured ware | 1 | 2 | 1 | BS | Carinated bowl | U/Dec | C19th | 1830 - 1870 | |
| B | 1020 | Creamware | 1 | 2 | 1 | BS | Plate | U/Dec | c.1740 - c.1820 | 1830 - 1870 | |
| B | 1020 | Creamware | 2 | 4 | 2 | BS | Hollow ware | U/Dec | c.1740 - c.1820 | 1830 - 1870 | |
| B | 1020 | Creamware | 1 | 2 | 1 | BS | Ring foot base | U/Dec | c.1740 - c.1820 | 1830 - 1870 | |
| B | 1020 | Fine Redware | 1 | 3 | 1 | Strainer | Teapot | Possibly with turned decoration on the body | LC18th - C19th | 1830 - 1870 | Very fine red body |
| B | 1020 | Late Blackware | 1 | 9 | 1 | Rim & spout | Jug | Black glaze int & ext | C18th | 1830 - 1870 | Orange fabric |
| B | 1020 | Late Blackware | 1 | 8 | 1 | Base | Hollow ware | Black glaze int & ext | C18th | 1830 - 1870 | |
| B | 1020 | Late Blackware | 1 | 8 | 1 | BS | Hollow ware | Black glaze int and ext | C18th | 1830 - 1870 | |
| B | 1020 | Late Blackware | 1 | 6 | 1 | Handle | Hollow ware | Black glaze | C18th | 1830 - 1870 | |
| B | 1020 | Mottled ware | 2 | 4 | 2 | BS | Mug/tankard | Rilled band ext above base | C18th | 1830 - 1870 | |
| B | 1020 | Mottled ware | 2 | 7 | 1 | BS | Hollow ware | Dark mottling int & ext | C18th | 1830 - 1870 | |
| B | 1020 | Pearlware | 1 | 3 | 1 | Ring foot base | Hollow ware | U/Dec with slight bluish colour int & ext | c.1780 - c.1840 | 1830 - 1870 | |
| B | 1020 | Pearlware | 1 | 6 | 1 | Handle | Hollow ware | Ridged handle | c.1780 - c.1840 | 1830 - 1870 | |
| B | 1020 | Pearlware | 1 | 4 | 1 | Handle | Hollow ware | Blue painted flash on spine of handle | c.1780 - c.1840 | 1830 - 1870 | |
| B | 1020 | Pearlware | 1 | 4 | 1 | Handle | Hollow ware | U/Dec | c.1780 - c.1830 | 1830 - 1870 | |
| B | 1020 | Redware | 1 | 9 | 1 | Base | Hollow ware | Clear glaze int & ext above base | C18th | 1830 - 1870 | Splayed base with small foot |
| B | 1020 | Slip Banded CC ware | 4 | 21 | 1 | Handle & BS | Hollow ware | Pairs of blue and black slip lines ext on a cane coloured body | C19th | 1830 - 1870 | |
| B | 1020 | Slip Banded CC ware | 1 | 6 | 1 | BS | Hollow ware | Thin white slip lines ext | C19th | 1830 - 1870 | |
| B | 1020 | Slip Banded ware | 1 | 4 | 1 | BS | Hollow ware | Black slip lines ext, raised ridge | C19th | 1830 - 1870 | |

Table 6. Pottery from Phase 5

| Tr/Area | Context | Type | No. | Wt. | ENV | Part | Form | Decoration | Date range | CTP dep date | Notes |
|---------|---------|-----------------------------|-----|-----|-----|----------------|---------------|-------------------------------------------------------------------|-----------------|--------------|----------------------------------|
| | | | | | | | | and small part of a cabled slip design | | | |
| B | 1020 | Slip Banded ware | 1 | 1 | 1 | Rim | Hollow ware | Blue band and black slip 'inlaid' design | C19th | 1830 - 1870 | Could be very late C18th |
| B | 1020 | Slip Banded ware | 1 | 1 | 1 | Rim | Bowl | Blue band and black lines below rim | C19th | 1830 - 1870 | |
| B | 1020 | Slip coated Redware | 1 | 1 | 1 | BS | Hollow ware | White slip int | C18th - C19th | 1830 - 1870 | |
| B | 1020 | Sponged ware | 1 | 7 | 1 | Recessed base | Hollow ware | Purple sponging ext; irregular cellular pattern | c.1830+ | 1830 - 1870 | |
| B | 1020 | Sponged ware | 1 | 1 | 1 | Rim | Hollow ware | Purple sponged decoration ext; irregular cellular pattern | c.1830+ | 1830 - 1870 | Plain rim |
| B | 1020 | Sponged ware | 1 | 5 | 1 | BS | Hollow ware | Irregular blue sponging ext | c.1830+ | 1830 - 1870 | |
| B | 1020 | Stoneware | 1 | 9 | 1 | Rim | Bottle | U/Dec | M - LC19th | 1830 - 1870 | Pale grey-green stoneware bottle |
| B | 1020 | Stoneware | 1 | 6 | 1 | BS | Bottle/flagon | U/Dec | M - LC19th | 1830 - 1870 | Pale grey-green stoneware |
| B | 1020 | TP Bone China | 1 | 2 | 1 | BS | Flatware | TP grey 'Fibre' pattern | C19th | 1830 - 1870 | |
| B | 1020 | TP Bone China | 1 | 4 | 1 | Rim | Jug | Floral design ext | M - LC19th | 1830 - 1870 | |
| B | 1020 | TP Pearlware | 1 | 4 | 1 | BS | Hollow ware | Very dark blue Chinese landscape ext | c.1780 - c.1840 | 1830 - 1870 | |
| B | 1020 | TP Pearlware | 1 | 1 | 1 | BS | U/ID | Unidentifiable dark blue design int & ext | c.1780 - c.1840 | 1830 - 1870 | |
| B | 1020 | TP Whiteware | 1 | 3 | 1 | Rim | Plate | Willow | M - LC19th | 1830 - 1870 | |
| B | 1020 | TP Whiteware | 1 | 2 | 1 | BS | Hollow ware | Chinese landscape ext | M - LC19th | 1830 - 1870 | |
| B | 1020 | White Salt Glazed Stoneware | 1 | 13 | 1 | Profile | Hollow ware | Moulded to resemble a wickerwork basket with thin brown iron wash | c.1720 - c.1780 | 1830 - 1870 | See also context 1098 |
| B | 1020 | White Salt Glazed Stoneware | 1 | 1 | 1 | Rim | Dish | U/Dec | c.1720 - c.1780 | 1830 - 1870 | |
| B | 1020 | White Salt Glazed Stoneware | 1 | 1 | 1 | BS | Hollow ware | Blue wash ext | c.1720 - c.1780 | 1830 - 1870 | |
| B | 1020 | White Salt Glazed Stoneware | 1 | 4 | 1 | BS | Hollow ware | Raised ridges around vessel | c.1720 - c.1780 | 1830 - 1870 | Unusual surface finish |
| B | 1020 | Whiteware | 1 | 17 | 1 | Ring foot base | Bowl | U/Dec | M - LC19th | 1830 - 1870 | |
| B | 1022 | Blue Banded ware | 4 | 16 | 4 | Rim & BS | Hollow ware | Thin blue slip lines around body ext | C19th | 1840 - 1880 | |
| B | 1022 | Blue Banded ware | 1 | 17 | 1 | Base | Hollow ware | Rilled band above splayed base and blue bands on body | C19th | 1840 - 1880 | |
| B | 1022 | Blue Banded ware | 1 | 1 | 1 | Rim | Bowl | Thin blue lines on body and below rim | C19th | 1840 - 1880 | |
| B | 1022 | Blue Banded ware | 4 | 4 | 4 | BS | Hollow ware | Blue slip bands and lines ext | C19th | 1840 - 1880 | |
| B | 1022 | Bone China | 1 | 2 | 1 | Rim | Cup/mug | Low relief moulding ext | C19th | 1840 - 1880 | |
| B | 1022 | Bone China | 1 | 4 | 1 | BS | Hollow ware | U/Dec | C19th | 1840 - 1880 | |
| B | 1022 | Bone China | 1 | 3 | 1 | Footring base | Flatware | Gold line int | M - LC19th | 1840 - 1880 | |
| B | 1022 | Bone China | 2 | 1 | 2 | BS | Hollow ware | U/Dec | C19th | 1840 - 1880 | |

Table 6. Pottery from Phase 5

| Tr/Area | Context | Type | No. | Wt. | ENV | Part | Form | Decoration | Date range | CTP dep date | Notes |
|---------|---------|------------------|-----|-----|-----|---------------|-------------|-------------------------------------------------------------------|-----------------|--------------|----------------------------------------------------------|
| B | 1022 | BSGSW | 1 | 15 | 1 | Rim | Hollow ware | Incised lines ext; dark brown glaze | C19th | 1840 - 1880 | |
| B | 1022 | BSGSW | 1 | 8 | 1 | BS | Hollow ware | U/Dec | C19th | 1840 - 1880 | |
| B | 1022 | Mottled ware | 1 | 8 | 1 | BS | Hollow ware | Dark mottled glaze | C18th | 1840 - 1880 | Buff body |
| B | 1022 | Slip Banded ware | 1 | 3 | 1 | BS | Hollow ware | Chequerboard blue and white pattern; engine turned | LC18th - C19th | 1840 - 1880 | |
| B | 1022 | Slip Banded ware | 2 | 2 | 2 | BS | Hollow ware | Brown slip lines ext | C19th | 1840 - 1880 | |
| B | 1022 | Sponged ware | 1 | 10 | 1 | Recessed base | Hollow ware | Blue sponged design ext | c.1830+ | 1840 - 1880 | |
| B | 1022 | Sponged ware | 2 | 3 | 1 | Rim | Hollow ware | Purple sponged design ext | c.1830+ | 1840 - 1880 | |
| B | 1022 | Sponged ware | 1 | 4 | 1 | Handle | Mug/jug | Purple sponged design ext | c.1830+ | 1840 - 1880 | |
| B | 1022 | Sponged ware | 2 | 5 | 2 | BS | Hollow ware | Purple sponged design ext | c.1830+ | 1840 - 1880 | |
| B | 1022 | Stoneware | 1 | 3 | 1 | BS | Hollow ware | Moulded decoration on a stippled background | C19th | 1840 - 1880 | Grey stoneware; possibly a vase or decorative coffee pot |
| B | 1022 | Stoneware | 1 | 34 | 1 | Base | Bottle | U/Dec | M - LC19th | 1840 - 1880 | Grey stoneware |
| B | 1022 | Stoneware | 1 | 11 | 1 | BS | U/ID | Odd brown glaze int | C19th | 1840 - 1880 | Odd stoneware |
| B | 1022 | TP Bone China | 1 | 1 | 1 | BS | Hollow ware | Chinese landscape int & ext with moulded ridges | C19th | 1840 - 1880 | |
| B | 1022 | TP Bone China | 1 | 2 | 1 | Rim | Hollow ware | Blue frieze int | C19th | 1840 - 1880 | |
| B | 1022 | TP Bone China | 1 | 2 | 1 | BS | Hollow ware | Dark blue printed floral decoration with overglaze gold detailing | C19th | 1840 - 1880 | |
| B | 1022 | TP Bone China | 1 | 1 | 1 | BS | Hollow ware | Unidentified TP design ext | C19th | 1840 - 1880 | |
| B | 1022 | TP Pearlware | 1 | 1 | 1 | Rim | Flatware | U/ID TP design around rim | c.1780 - c.1840 | 1840 - 1880 | |
| B | 1022 | TP Pearlware | 1 | 6 | 1 | BS | Flatware | ?Wild Rose | c.1780 - c.1840 | 1840 - 1880 | |
| B | 1022 | TP Whiteware | 1 | 9 | 1 | Rim | Plate | Albion | M - LC19th | 1840 - 1880 | |
| B | 1022 | TP Whiteware | 5 | 15 | 5 | Rim & BS | Plate | Willow | C19th | 1840 - 1880 | Could be Pearlware; slightly discoloured |
| B | 1022 | TP Whiteware | 1 | 7 | 1 | Handle & rim | Mug/jug | U/ID TP floral frieze around inside of rim | C19th | 1840 - 1880 | Crazed and discoloured with blurred print |
| B | 1022 | TP Whiteware | 1 | 7 | 1 | BS | Hollow ware | Blue tendril and flower designs int & ext | M - LC19th | 1840 - 1880 | |
| B | 1022 | TP Whiteware | 2 | 12 | 2 | Handle | Hollow ware | Green pattern on the spine of the handle | M - LC19th | 1840 - 1880 | Two matching handles |
| B | 1022 | TP Whiteware | 1 | 1 | 1 | Rim | Hollow ware | Unidentified TP design ext | M - LC19th | 1840 - 1880 | |
| B | 1022 | Whiteware | 2 | 35 | 2 | Base | Hollow ware | U/Dec | M - LC19th | 1840 - 1880 | |
| B | 1022 | Whiteware | 2 | 18 | 2 | Handle | Hollow ware | Handles with grooved profile | M - LC19th | 1840 - 1880 | |
| B | 1022 | Whiteware | 2 | 7 | 1 | Handle | Cup | Blue arboreal design on spine of handle | C19th | 1840 - 1880 | |
| B | 1022 | Whiteware | 1 | 16 | 1 | Handle | Jug | Moulded handle | C19th | 1840 - 1880 | |
| B | 1022 | Whiteware | 3 | 26 | 3 | Handle | Jug | U/Dec | C19th | 1840 - 1880 | |
| B | 1022 | Whiteware | 4 | 3 | 4 | BS | Hollow ware | U/Dec | M - LC19th | 1840 - 1880 | |
| B/D | 1037 | Blackware | 1 | 13 | 1 | Rim | Hollow ware | Black glaze int & ext, slightly pimpled surface | C17th | 1830 - 1870 | |

Table 6. Pottery from Phase 5

| Tr/Area | Context | Type | No. | Wt. | ENV | Part | Form | Decoration | Date range | CTP dep date | Notes |
|---------|---------|-----------------------------|-----|-----|-----|------------|-------------|-------------------------------------------------------------------|-----------------|--------------|-----------------------------------------------|
| B/D | 1037 | Blackware type | 1 | 2 | 1 | ?Handle | U/ID | Black glaze | C17th | 1830 - 1870 | Unusual triangular-sectioned handle like rod |
| B/D | 1037 | Blackware type | 3 | 11 | 3 | BS | Hollow ware | Fine red body with dark glaze int & ext | C17th | 1830 - 1870 | |
| B/D | 1037 | BSGSW | 3 | 26 | 3 | BS | Hollow ware | Two sherds with rouletted bands around body | LC18th - C19th | 1830 - 1870 | |
| B/D | 1037 | Creamware | 4 | 8 | 1 | Rim & BS | Cup/bowl | U/Dec | c.1740 - c.1820 | 1830 - 1870 | |
| B/D | 1037 | Creamware | 1 | 1 | 1 | BS | Hollow ware | Traces of blue decoration ext | c.1740 - c.1820 | 1830 - 1870 | |
| B/D | 1037 | Fine Redware | 1 | 6 | 1 | BS | Hollow ware | Clear glaze on a fine red body with raised lines appearing yellow | C18th - EC19th | 1830 - 1870 | |
| B/D | 1037 | Mottled Coarseware | 1 | 52 | 1 | Base | Bowl | White slip int with diffuse brown mottling | LC18th - C19th | 1830 - 1870 | |
| B/D | 1037 | Mottled Coarseware | 1 | 12 | 1 | Rim | Bowl/dish | White slip int with diffuse brown mottling | LC18th - C19th | 1830 - 1870 | |
| B/D | 1037 | Slip Banded ware | 1 | 1 | 1 | Rim | Hollow ware | Blue band below rim and part of dark slip line | C19th | 1830 - 1870 | |
| B/D | 1037 | Slip coated ware | 1 | 3 | 1 | BS | Hollow ware | Red slip ext on white body, clear glaze int & ext | C18th - EC19th | 1830 - 1870 | |
| B/D | 1037 | Stoneware | 1 | 81 | 1 | Rim & body | Bottle | Pale grey-green stoneware | M - LC19th | 1830 - 1870 | |
| B/D | 1037 | TP Pearlware? | 1 | 12 | 1 | Base | Flatware | ?Albion | C19th | 1830 - 1870 | Could be whiteware |
| B/D | 1037 | TP Whiteware | 2 | 5 | 2 | BS | Flatware | Albion | M - LC19th | 1830 - 1870 | One sherd may be part of a pot disc |
| B/D | 1037 | TP Whiteware | 1 | 3 | 1 | BS | Hollow ware | Grey-green floral design ext | M - LC19th | 1830 - 1870 | |
| B/D | 1037 | TP Whiteware | 1 | 1 | 1 | BS | Hollow ware | TP design ?Eton College | M - LC19th | 1830 - 1870 | |
| B/D | 1037 | White Salt Glazed Stoneware | 1 | 3 | 1 | BS | Hollow ware | U/Dec | c.1720 - c.1780 | 1830 - 1870 | |
| B/D | 1037 | Whiteware | 1 | 1 | 1 | BS | Hollow ware | Relief moulded decoration ext | M - LC19th | 1830 - 1870 | |
| B1 | 1028 | Blackware | 2 | 25 | 2 | BS | Hollow ware | U/Dec | C17th | 1830 - 1870 | |
| B1 | 1028 | Blackware type | 2 | 7 | 1 | Handle | Hollow ware | Black glaze | C17th | 1830 - 1870 | |
| B1 | 1028 | BSGSW | 2 | 110 | 1 | Base | Jar/flagon | Iron wash pale brown finish | C19th | 1830 - 1870 | Pale brown |
| B1 | 1028 | Creamware | 1 | 2 | 1 | BS | Flatware | U/Dec | c.1740 - c.1820 | 1830 - 1870 | |
| B1 | 1028 | Pearlware | 1 | 1 | 1 | Flake | Flatware | U/Dec | c.1780 - c.1840 | 1830 - 1870 | |
| B1 | 1028 | Stoneware | 12 | 312 | 11 | Base & BS | Bottle | Pale grey-green stoneware | C19th | 1830 - 1870 | Probably one or two bottles |
| B1 | 1028 | Unglazed Red Earthenware | 3 | 957 | 3 | Fragments | U/ID | U/Dec | Undated | 1830 - 1870 | Could be tile - sooted internally |
| B1 | 1078 | BGCW | 1 | 201 | 1 | Rim | Pancheon | Brown glaze int | C18th - C19th | 1830 - 1870 | Square section rim with pronounced groove ext |
| B1 | 1078 | Blackware | 4 | 40 | 4 | Bs | Hollow ware | Black glaze int & ext | C17th | 1830 - 1870 | Very fine, hard dark red fabric |
| B1 | 1078 | Blackware | 1 | 9 | 1 | Rim | Jar | Black glaze int & ext; everted rim | C17th | 1830 - 1870 | |
| B1 | 1078 | BSGSW | 1 | 2 | 1 | Shoulder | Small jar | Brown matte finish ext | C19th | 1830 - 1870 | |
| B1 | 1078 | Cane Coloured ware | 1 | 5 | 1 | BS | Hollow ware | U/Dec | C19th | 1830 - 1870 | Abraded and crazed |

Table 6. Pottery from Phase 5

| Tr/Area | Context | Type | No. | Wt. | ENV | Part | Form | Decoration | Date range | CTP dep date | Notes |
|---------|---------|--------------------------|-----|-----|-----|----------------|----------------|--------------------------------------------------------------|-----------------|--------------|------------------------------------------------------------------------------------------|
| B1 | 1078 | Creamware | 1 | 5 | 1 | Ring foot base | Hollow ware | U/Dec | c.1740 - c.1820 | 1830 - 1870 | Angular ring foot base |
| B1 | 1078 | Creamware | 1 | 4 | 1 | BS | Hollow ware | U/Dec | c.1740 - c.1820 | 1830 - 1870 | |
| B1 | 1078 | Creamware | 1 | 1 | 1 | Rim | Hollow ware | U/Dec | c.1740 - c.1820 | 1830 - 1870 | Discoloured and crazed |
| B1 | 1078 | Edged ware | 1 | 4 | 1 | BS | ?Lid | Moulded 'feather edge' with blue paint but not at the edge | c.1810 - c.1830 | 1830 - 1870 | |
| B1 | 1078 | Gritty ware | 1 | 3 | 1 | BS | Hollow ware | U/Dec | LC11th - C13th | 1830 - 1870 | Residual medieval sherd; some sooting but relatively unabraded |
| B1 | 1078 | Late Blackware | 1 | 3 | 1 | BS | Hollow ware | Black glaze int & ext | C18th | 1830 - 1870 | |
| B1 | 1078 | Mottled ware | 1 | 16 | 1 | Base | Hollow ware | U/Dec | C18th | 1830 - 1870 | |
| B1 | 1078 | Slipware | 1 | 1 | 1 | BS | Hollow ware | White slip lines ext., white slip int all on a dark red body | C19th | 1830 - 1870 | |
| B1 | 1078 | Stoneware | 2 | 130 | 2 | Base | Bottle | Pale grey green int & ext | M - LC19th | 1830 - 1870 | |
| B1 | 1078 | Stoneware | 2 | 52 | 2 | Rim | Jar | Pale green stoneware with iron wash on rim | M - LC19th | 1830 - 1870 | |
| B1 | 1078 | Stoneware | 7 | 100 | 7 | BS | Bottle | Pale grey-green glaze int & ext | M - LC19th | 1830 - 1870 | |
| B1 | 1078 | TP Pearlware | 2 | 14 | 1 | Rim & body | Cup/bowl | English rural scene; church and ploughman | c.1780 - c.1840 | 1830 - 1870 | |
| B1 | 1078 | Unglazed Red Earthenware | 2 | 26 | 2 | BS | Hollow ware | U/Dec | C18th - EC20th | 1830 - 1870 | Sooted int; cf. ext 1028 |
| B1 | 1078 | Unglazed Red Earthenware | 2 | 10 | 2 | BS | Hollow ware | U/Dec | C18th - C19th | 1830 - 1870 | |
| B1 | 1079 | Blackware | 1 | 3 | 1 | BS | Hollow ware | Shiny black glaze ext, unglazed int | C17th | 1800 - 1900 | |
| B1 | 1079 | Blackware | 1 | 68 | 1 | BS | Hollow ware | Very shiny black glaze int & ext | C17th | 1800 - 1900 | A much larger vessel than normal for Blackware but with the typical fine dark red fabric |
| B1 | 1079 | Blackware | 1 | 9 | 1 | BS | Hollow ware | Black glaze int & ext | C17th | 1800 - 1900 | Fine, hard, dark red fabric |
| B1 | 1079 | BSGSW | 1 | 2 | 1 | BS | Hollow ware | U/Dec | C18th - C19th | 1800 - 1900 | Probably 18th century stoneware |
| B1 | 1079 | Coarse Blackware | 1 | 27 | 1 | BS | Hollow ware | Brown glaze int & ext with some yellow mottling | C18th | 1800 - 1900 | Brick-red fabric with fine white inclusions |
| B1 | 1079 | Creamware | 1 | 1 | 1 | Rim | Hollow ware | U/Dec | c.1740 - c.1820 | 1800 - 1900 | |
| B1 | 1079 | Redware | 1 | 14 | 1 | BS | Dish/bowl | Clear glaze int on a very thin layer of slip | C18th | 1800 - 1900 | Buff fabric with prominent non-crystalline grit |
| B1 | 1082 | BGCW | 2 | 18 | 2 | BS | Pancheon | Brown glaze int only | C18th - C19th | Void | |
| B1 | 1082 | BGFW | 1 | 14 | 1 | Rim | Dish | Black glaze int & ext | C18th - C19th | Void | |
| B1 | 1082 | Blackware | 1 | 6 | 1 | BS | Hollow ware | Black glaze int & ext | C17th | Void | |
| B1 | 1082 | Bone China | 1 | 5 | 1 | Complete | Lid | Miniature lid; toy | C19th | Void | |
| B1 | 1082 | Coarse Blackware | 1 | 30 | 1 | Base | Hollow ware | Very shiny metallic black glaze int & ext | C17th | Void | Could be Late Blackware (C18th) but has a Blackware-like fabric |
| B1 | 1082 | TP Whiteware | 1 | 4 | 1 | Rim | Hollow ware | U/ID rural scene ext with floral frieze int | M - LC19th | Void | |
| B1 | 1086 | BGFW | 2 | 12 | 2 | BS | Hollow ware | Brown glaze int & ext | C18th - C19th | 1830 - 1870 | |
| B1 | 1086 | Blue Banded ware | 1 | 9 | 1 | BS | Carinated bowl | Blue band and dark line ext above carination | C19th | 1830 - 1870 | Probable pot disc |

Table 6. Pottery from Phase 5

| Tr/Area | Context | Type | No. | Wt. | ENV | Part | Form | Decoration | Date range | CTP dep date | Notes |
|---------|---------|--------------------|-----|-----|-----|---------------|-------------|-------------------------------------------------|-----------------|--------------|------------------------------------------------|
| B1 | 1086 | Blue Banded ware | 1 | 1 | 1 | BS | Hollow ware | Blue and brown slip lines ext | C19th | 1830 - 1870 | |
| B1 | 1086 | Blue Banded ware | 2 | 1 | 2 | Rim & BS | U/ID | Blue bands | C19th | 1830 - 1870 | Sample No 1 |
| B1 | 1086 | Bone China | 2 | 3 | 2 | Handle | Cup | Blue TP leaf design on spine | C19th | 1830 - 1870 | |
| B1 | 1086 | Bone China | 1 | 2 | 1 | Base | Hollow ware | Pink overglaze line around rim | C19th | 1830 - 1870 | Sample No 1 |
| B1 | 1086 | Cane Coloured ware | 1 | 2 | 1 | Rim | Pie dish | U/Dec | C19th | 1830 - 1870 | |
| B1 | 1086 | Creamware | 1 | 1 | 1 | BS | Hollow ware | U/Dec | c.1740 - c.1820 | 1830 - 1870 | Sample No 1 |
| B1 | 1086 | Lustre ware | 1 | 1 | 1 | BS | Hollow ware | Gold lustre int & ext | C19th | 1830 - 1870 | A fine Redware fabric |
| B1 | 1086 | Pearlware | 1 | 2 | 1 | Rim | Hollow ware | U/Dec | c.1780 - c.1840 | 1830 - 1870 | |
| B1 | 1086 | Sponged ware | 1 | 4 | 1 | Rim | Hollow ware | Dark blue sponged design ext | c.1830+ | 1830 - 1870 | |
| B1 | 1086 | Stoneware | 1 | 17 | 1 | Rim | Bottle | Green stoneware | M - LC19th | 1830 - 1870 | |
| B1 | 1086 | TP Pearlware | 2 | 3 | 2 | Rim | Flatware | Chinese landscape border | c.1780 - c.1840 | 1830 - 1870 | |
| B1 | 1086 | TP Whiteware | 1 | 1 | 1 | BS | U/ID | Flow Blue design | 1835+ | 1830 - 1870 | Sample No 1 |
| B1 | 1086 | TP Whiteware | 1 | 1 | 1 | Rim | Plate | Floral frieze internally | M - LC19th | 1830 - 1870 | Sample No 1 |
| B1 | 1086 | TP Whiteware | 1 | 2 | 1 | BS | Hollow ware | Unidentified arboreal design ext | M - LC19th | 1830 - 1870 | Possible half of a pot disc or utilised sherds |
| B1 | 1086 | TP Whiteware | 1 | 22 | 1 | Rim | Flatware | Grape and vine frieze around rim | M - LC19th | 1830 - 1870 | |
| B1 | 1086 | TP Whiteware | 2 | 5 | 1 | Handle | Hollow ware | Undecorated moulded handle | M - LC19th | 1830 - 1870 | |
| B1 | 1086 | TP Whiteware | 2 | 1 | 2 | Rim | Flatware | U/ID designs | M - LC19th | 1830 - 1870 | |
| B1 | 1086 | TP Whiteware | 3 | 2 | 3 | BS | Flatware | Unidentified TP designs int | M - LC19th | 1830 - 1870 | |
| B1 | 1086 | Whiteware | 1 | 5 | 1 | Rim | Small jar | U/Dec | M - LC19th | 1830 - 1870 | Groove below rim |
| B1 | 1086 | Whiteware | 1 | 2 | 1 | Rim | Hollow ware | Red line ext, blue band and red lines int | M - LC19th | 1830 - 1870 | |
| B1 | 1086 | Whiteware | 1 | 4 | 1 | Handle | Cup | Blue transfer printed stripe on spine of handle | M - LC19th | 1830 - 1870 | |
| B1 | 1120 | BGCW | 1 | 51 | 1 | Rim | Pancheon | Brown glaze int, groove around edge of rim | C18th - C19th | 1820 - 1850 | |
| B1 | 1120 | Blackware | 1 | 15 | 1 | Base | Hollow ware | Black glaze int & ext | C17th | 1820 - 1850 | Hard fine red fabric |
| B1 | 1120 | Blackware | 4 | 18 | 4 | BS | Hollow ware | Black glaze int & ext | C17th | 1820 - 1850 | |
| B1 | 1120 | Blue Banded ware | 1 | 2 | 1 | Rim | Hollow ware | Blue band below rim | C19th | 1820 - 1850 | |
| B1 | 1120 | Bone China | 1 | 2 | 1 | BS | Hollow ware | Red underglaze decoration | C19th | 1820 - 1850 | Moulded body |
| B1 | 1120 | BSGSW | 1 | 2 | 1 | BS | Hollow ware | One unglazed int | C19th | 1820 - 1850 | |
| B1 | 1120 | BSGSW | 1 | 2 | 1 | BS | Hollow ware | Stamped design ext | C19th | 1820 - 1850 | |
| B1 | 1120 | C17th Coarseware | 1 | 16 | 1 | Rim | Dish | Clear glaze int | C17th - C18th | 1820 - 1850 | Redware style glaze int, sooted externally |
| B1 | 1120 | C17th Coarseware | 1 | 12 | 1 | BS | Hollow ware | Clear glaze int | C17th - C18th | 1820 - 1850 | Sooted ext with black deposit |
| B1 | 1120 | Cabled slipware | 1 | 1 | 1 | BS | Hollow ware | Multi-coloured cabled slip decoration ext | C19th | 1820 - 1850 | |
| B1 | 1120 | Cane Coloured ware | 1 | 1 | 1 | Rim | Hollow ware | U/Dec | C19th | 1820 - 1850 | |
| B1 | 1120 | Creamware | 3 | 27 | 2 | Footring base | Plate | U/Dec | c.1740 - c.1820 | 1820 - 1850 | |
| B1 | 1120 | Creamware | 1 | 3 | 1 | Rim | Plate | Moulded edge | c.1740 - c.1820 | 1820 - 1850 | |

Table 6. Pottery from Phase 5

| Tr/Area | Context | Type | No. | Wt. | ENV | Part | Form | Decoration | Date range | CTP dep date | Notes |
|---------|---------|---------------------|-----|-----|-----|----------------|-------------|------------------------------------------------------------------|-----------------|--------------|---------------------------------------|
| B1 | 1120 | Creamware | 2 | 7 | 2 | BS | Plate | U/Dec | c.1740 - c.1820 | 1820 - 1850 | |
| B1 | 1120 | Creamware | 1 | 1 | 1 | Ring foot base | Cup/bowl | U/Dec | c.1740 - c.1820 | 1820 - 1850 | |
| B1 | 1120 | Creamware | 2 | 2 | 2 | BS | Cup/bowl | U/Dec | c.1740 - c.1820 | 1820 - 1850 | |
| B1 | 1120 | Creamware | 1 | 1 | 1 | BS | Hollow ware | Relief banded vessel | c.1740 - c.1820 | 1820 - 1850 | |
| B1 | 1120 | Creamware | 2 | 9 | 2 | Base | Flatware | U/Dec | c.1740 - c.1820 | 1820 - 1850 | |
| B1 | 1120 | Creamware | 1 | 5 | 1 | Rim | Hollow ware | Hollow ware | c.1740 - c.1820 | 1820 - 1850 | |
| B1 | 1120 | Edged ware | 1 | 3 | 1 | Rim | Plate | Moulded and blue painted rim | c.1780 - c.1840 | 1820 - 1850 | |
| B1 | 1120 | Edged ware | 1 | 15 | 1 | Rim | Server | Elaborate moulded and blue painted rim | c.1780 - c.1840 | 1820 - 1850 | |
| B1 | 1120 | Fine Redware | 1 | 2 | 1 | BS | Hollow ware | White slip bands ext | LC18th - C19th | 1820 - 1850 | A fine redware body |
| B1 | 1120 | Fine Redware | 1 | 19 | 1 | Base | Hollow ware | Clear glaze int only | C18th - C19th | 1820 - 1850 | |
| B1 | 1120 | Fine Redware | 1 | 19 | 1 | BS | Hollow ware | White slip int with diffuse green pattern and purple spots | C18th - C19th | 1820 - 1850 | Unusual sherd |
| B1 | 1120 | Late Blackware | 1 | 1 | 1 | BS | Hollow ware | Brown glaze int & ext on red body | C19th | 1820 - 1850 | |
| B1 | 1120 | Late Blackware type | 1 | 4 | 1 | BS | Hollow ware | Black glaze int & ext | LC17th - C18th | 1820 - 1850 | Hard, fine dense red body |
| B1 | 1120 | Late Blackware type | 3 | 108 | 3 | BS | Hollow ware | Black glaze int & ext above base | LC17th - C18th | 1820 - 1850 | Hard, fine dense red body |
| B1 | 1120 | Late Slipware | 4 | 46 | 1 | Rim & handle | Hollow ware | Complex banded slip decoration; turned with moulded handle stump | LC18th - C19th | 1820 - 1850 | See also cxt 1130 for a similar sherd |
| B1 | 1120 | Late Slipware | 4 | 11 | 4 | BS | Hollow ware | Complex banded slip decoration; turned with moulded handle stump | LC18th - C19th | 1820 - 1850 | See also cxt 1130 for a similar sherd |
| B1 | 1120 | Late Slipware | 2 | 6 | 2 | Rim | Hollow ware | Rilled band with blue paint and slip bands ext | LC18th - C19th | 1820 - 1850 | |
| B1 | 1120 | Mocha ware | 1 | 2 | 1 | BS | Hollow ware | White band, brown lines and blue mocha design | C19th | 1820 - 1850 | Cane coloured body |
| B1 | 1120 | Mottled ware | 2 | 6 | 2 | Rim | Hollow ware | Dark brown mottled finish int & ext | C18th | 1820 - 1850 | |
| B1 | 1120 | Mottled ware | 1 | 2 | 1 | BS | Hollow ware | Mottled glaze int & ext | C18th | 1820 - 1850 | |
| B1 | 1120 | Pearlware | 1 | 3 | 1 | Recessed base | Plate | U/Dec | c.1780 - c.1840 | 1820 - 1850 | |
| B1 | 1120 | Redware | 1 | 43 | 1 | Rim | Dish | Clear glaze int | C17th - EC18th | 1820 - 1850 | Profiled rim |
| B1 | 1120 | Redware | 4 | 28 | 4 | BS | Dish | Clear glaze int | C17th - C18th | 1820 - 1850 | |
| B1 | 1120 | Slip Banded CC ware | 1 | 51 | 1 | Rim & handle | Jug/Mug | Blue and white slip lines ext; moulded handle terminals | C19th | 1820 - 1850 | |
| B1 | 1120 | Slip Banded CC ware | 2 | 25 | 2 | Base | Jug/Mug | White slip lines on a cane coloured body | C19th | 1820 - 1850 | Beaded foot |
| B1 | 1120 | Slip Banded CC ware | 1 | 2 | 1 | BS | Hollow ware | White band and brown slip lines | C19th | 1820 - 1850 | |
| B1 | 1120 | Slip Banded CC ware | 1 | 1 | 1 | BS | Hollow ware | White band and narrow brown band | C19th | 1820 - 1850 | |
| B1 | 1120 | Slip coated ware | 1 | 2 | 1 | Rim | Hollow ware | Thin white slip on a red body giving a light mottled finish | C18th | 1820 - 1850 | |

Table 6. Pottery from Phase 5

| Tr/Area | Context | Type | No. | Wt. | ENV | Part | Form | Decoration | Date range | CTP dep date | Notes |
|---------|---------|--------------------|-----|-----|-----|-----------|--------------|------------------------------------------------------------------|-----------------|--------------|------------------------------------------------------------------------------------------------------------|
| B1 | 1120 | Slipware type 1 | 1 | 10 | 1 | Rim | Dish | Wavy trailed white slip line around rim internally | C17th - EC18th | 1820 - 1850 | Small hammerhead rim |
| B1 | 1120 | Stoneware | 1 | 24 | 1 | Base | Small bottle | Pale buff body | C19th | 1820 - 1850 | Yellow deposit internally |
| B1 | 1120 | TP Pearlware | 1 | 7 | 1 | Rim | Flatware | Chinese landscape int | c.1780 - c.1840 | 1820 - 1850 | Wavy edge |
| B1 | 1120 | TP Pearlware | 1 | 1 | 1 | Rim | Hollow ware | U/ID TP design | c.1780 - c.1840 | 1820 - 1850 | |
| B1 | 1120 | TP Pearlware | 1 | 2 | 1 | BS | Hollow ware | U/ID TP design ext | c.1780 - c.1840 | 1820 - 1850 | |
| B1 | 1120 | Unidentified | 3 | 6 | 3 | BS | Hollow ware | U/ID | C19th | 1820 - 1850 | Very heavily burnt |
| B1 | 1120 | YGCW | 1 | 3 | 1 | BS | Dish | U/Dec | C17th - C18th | 1820 - 1850 | A soft white fabric; heavily abraded |
| B1 | 1121 | Mottled ware type | 2 | 10 | 2 | BS | Hollow ware | Dark mottled glaze int & ext | C18th | 1800 - 1900 | |
| B1 | 1128 | BGCW | 1 | 28 | 1 | Base | Hollow ware | Brown glaze int only | C18th | 1700 - 1800 | Footed base |
| B1 | 1128 | Blackware | 1 | | 1 | Handle | Hollow ware | U/Dec | C17th | 1700 - 1800 | |
| B1 | 1128 | Blackware | 1 | 7 | 1 | Handle | Tyg | Black glaze | C17th | 1700 - 1800 | |
| B1 | 1128 | Blackware | 1 | 6 | 1 | BS | Hollow ware | Black glaze int & ext | C17th | 1700 - 1800 | Fine red fabric |
| B1 | 1128 | Coarse Blackware | 1 | 119 | 1 | Base | Jar | Black glaze int and ext (patchy ext) | C17th | 1700 - 1800 | Hard, dense red body with Blackware style glaze; possible fabric impression on glaze on bevelled base edge |
| B1 | 1128 | Creamware | 1 | 9 | 1 | Rim | Plate | U/Dec | c.1740 - c.1820 | 1700 - 1800 | |
| B1 | 1128 | Creamware | 1 | 1 | 1 | BS | Hollow ware | U/Dec | c.1740 - c.1820 | 1700 - 1800 | |
| B1 | 1128 | Late Blackware | 1 | 4 | 1 | BS | Hollow ware | Dark glaze int; ext surface absent | C18th | 1700 - 1800 | |
| B1 | 1128 | Mottled Coarseware | 2 | 22 | 2 | BS | Hollow ware | Dark mottled glaze int & ext | C18th | 1700 - 1800 | Dark red body with fine black and round red grains |
| B1 | 1128 | Mottled Coarseware | 1 | 24 | 1 | BS | Hollow ware | Dark mottled glaze int & ext on a buff body | C18th | 1700 - 1800 | |
| B1 | 1128 | Mottled ware | 1 | 2 | 1 | BS | Hollow ware | Dark mottled glaze int & ext | C18th | 1700 - 1800 | |
| B1 | 1128 | Mottled ware | 1 | 2 | 1 | BS | Hollow ware | Mottled glaze ext, dark mottled glaze int | C18th | 1700 - 1800 | Fine buff body |
| B1 | 1128 | Redware | 2 | 35 | 2 | Base | Hollow ware | Clear glaze int & ext | C18th | 1700 - 1800 | Fine, hard Redware fabric ; both with footed bases |
| B1 | 1128 | Redware | 1 | 4 | 1 | BS | Dish/bowl | Clear glaze int only | LC17th - C18th | 1700 - 1800 | Flaked glaze internally |
| B1 | 1128 | Slipware | 1 | 2 | 1 | BS | Hollow ware | Black glaze int & ext with a white trailed curving slip line ext | C18th | 1700 - 1800 | |
| B1 | 1128 | Slipware | 1 | 5 | 1 | BS | Hollow ware | Feathered tri-coloured slip decoration ext, clear glaze int | C18th | 1700 - 1800 | Flaked ext |
| B1 | 1128 | TP Pearlware | 1 | 2 | 1 | Rim/spout | Jug | Floral design int & ext | c.1780 - c.1840 | 1700 - 1800 | |
| B1 | 1130 | Blackware | 13 | 138 | 13 | BS | Hollow ware | Black glaze int & ext on fine dark red body | C17th | 1830 - 1870 | |
| B1 | 1130 | Blackware | 1 | 19 | 1 | Base | Hollow ware | Black glaze int | C17th | 1830 - 1870 | |
| B1 | 1130 | Blackware type | 1 | 4 | 1 | BS | Hollow ware | Black glaze ext only | C17th | 1830 - 1870 | |
| B1 | 1130 | BSGSW | 1 | 4 | 1 | Base | Mug/tankard | Small footed base | C18th | 1830 - 1870 | |
| B1 | 1130 | BSGSW | 1 | 1 | 1 | BS | Mug/tankard | Incised lines ext | C18th | 1830 - 1870 | |
| B1 | 1130 | BSGSW | 1 | 1 | 1 | BS | Hollow ware | Stamped marks ext | C18th | 1830 - 1870 | |

Table 6. Pottery from Phase 5

| Tr/Area | Context | Type | No. | Wt. | ENV | Part | Form | Decoration | Date range | CTP dep date | Notes |
|---------|---------|-------------------------|-----|-----|-----|---------------|-------------|---------------------------------------------------|-----------------|--------------|---------------------------------------------------------------------------|
| B1 | 1130 | C17th Coarseware | 4 | 84 | 2 | Rim | Jar | Clear glaze int; everted rim with external angles | C17th | 1830 - 1870 | Sooted ext; probably all from one vessel |
| B1 | 1130 | C17th Coarseware | 38 | 287 | 36 | Base & BS | Jar | Clear glaze int | C17th | 1830 - 1870 | Sooted ext; probably all from one vessel |
| B1 | 1130 | Coarse Blackware | 1 | 95 | 1 | Base | Jar | Black glaze int | C17th - C18th | 1830 - 1870 | Larger jar; brick red fabric with white streaks and fine black inclusions |
| B1 | 1130 | Coarse Blackware | 4 | 128 | 4 | BS | Hollow ware | Black glaze int & ext or ext only | C17th - C18th | 1830 - 1870 | Brick red fabric |
| B1 | 1130 | Coarse Blackware | 1 | 16 | 1 | Handle | Hollow ware | Black glaze int & ext | C17th - C18th | 1830 - 1870 | Brick red fabric |
| B1 | 1130 | Coarse Blackware | 1 | 14 | 1 | Base | Hollow ware | Black glaze int & ext | C17th - C18th | 1830 - 1870 | Footed base |
| B1 | 1130 | Coarse Blackware | 1 | 17 | 1 | Base | Hollow ware | Black glaze int only | C17th - C18th | 1830 - 1870 | |
| B1 | 1130 | Colour Glazed ware type | 1 | 2 | 1 | BS | Hollow ware | Dark glazed band on buff body | C18th | 1830 - 1870 | An unusual sherd without coloured slip and use of coloured glaze |
| B1 | 1130 | Creamware | 3 | 47 | 1 | Footring base | Plate | U/Dec | c.1740 - c.1820 | 1830 - 1870 | Stamped '8' and '... POTTERY' on underside |
| B1 | 1130 | Creamware | 5 | 37 | 4 | Rim | Plate | Moulded wavy edge | c.1740 - c.1820 | 1830 - 1870 | |
| B1 | 1130 | Creamware | 1 | 2 | 1 | Rim | Cup/bowl | U/Dec | c.1740 - c.1820 | 1830 - 1870 | Thin walled vessel |
| B1 | 1130 | Creamware | 1 | 4 | 1 | Footring base | Flatware | U/Dec | c.1740 - c.1820 | 1830 - 1870 | |
| B1 | 1130 | Creamware | 9 | 14 | 9 | BS | Hollow ware | One sherd with incised lines ext | c.1740 - c.1820 | 1830 - 1870 | |
| B1 | 1130 | Creamware | 1 | 2 | 1 | Footring base | Plate | U/Dec | c.1740 - c.1820 | 1830 - 1870 | |
| B1 | 1130 | Creamware | 1 | 5 | 1 | Base | Flatware | U/Dec | c.1740 - c.1820 | 1830 - 1870 | |
| B1 | 1130 | Creamware | 2 | 2 | 2 | BS | Hollow ware | Raised ridges ext | c.1740 - c.1820 | 1830 - 1870 | |
| B1 | 1130 | Early Yellow ware | 1 | 18 | 1 | BS | Dish/bowl | Clear glaze int on white body | C17th - EC18th | 1830 - 1870 | Rilled internally |
| B1 | 1130 | Early Yellow ware | 1 | 24 | 1 | Base | Dish/bowl | Clear glaze int on white body | C17th - EC18th | 1830 - 1870 | |
| B1 | 1130 | Late Blackware | 10 | 46 | 10 | BS | Hollow ware | Dark brown to black glaze int & ext | C18th | 1830 - 1870 | Fine brick red fabric |
| B1 | 1130 | Late Blackware | 1 | 3 | 1 | Base | Hollow ware | Black glaze int & partially ext | C18th | 1830 - 1870 | Small footed base |
| B1 | 1130 | Late Blackware | 1 | 3 | 1 | Handle | Hollow ware | Dark glaze on white body | C18th | 1830 - 1870 | |
| B1 | 1130 | Late Slipware | 1 | 2 | 1 | BS | Hollow ware | Slip decoration; turned | c.1780 - c.1840 | 1830 - 1870 | Pearlware type body; cf cxt 1120 |
| B1 | 1130 | Mottled ware | 1 | 1 | 1 | Rim | Hollow ware | Dark mottled glaze int & ext | C18th | 1830 - 1870 | |
| B1 | 1130 | Mottled ware | 3 | 16 | 3 | BS | Hollow ware | Dark mottled glaze int & ext | C18th | 1830 - 1870 | |
| B1 | 1130 | Mottled ware | 1 | 2 | 1 | Rim | Mug/tankard | Mottled glaze int & ext | C18th | 1830 - 1870 | |
| B1 | 1130 | Mottled ware | 7 | 12 | 7 | BS | Hollow ware | Mottled glaze int & ext | C18th | 1830 - 1870 | |
| B1 | 1130 | Mottled ware | 1 | 3 | 1 | BS | Hollow ware | Rilled body | C18th | 1830 - 1870 | |
| B1 | 1130 | Mottled ware | 1 | 2 | 1 | Rim | Hollow ware | Mottled glaze | C18th | 1830 - 1870 | |
| B1 | 1130 | Mottled ware | 1 | 7 | 1 | Handle | Hollow ware | Mottled glaze | C18th | 1830 - 1870 | |
| B1 | 1130 | Mottled ware | 1 | 2 | 1 | BS | Hollow ware | Mottled glaze | C18th | 1830 - 1870 | Thicker buff body |
| B1 | 1130 | Pearlware | 4 | 3 | 4 | BS | Hollow ware | One sherd with blue line internally | c.1780 - c.1840 | 1830 - 1870 | |
| B1 | 1130 | Porcelain | 1 | 1 | 1 | Rim | Cup/bowl | Floral design ext | C18th | 1830 - 1870 | Probably Chinese |
| B1 | 1130 | Redware | 1 | 27 | 1 | Rim | Dish/bowl | Clear glaze int | C17th - C18th | 1830 - 1870 | |

Table 6. Pottery from Phase 5

| Tr/Area | Context | Type | No. | Wt. | ENV | Part | Form | Decoration | Date range | CTP dep date | Notes |
|---------|---------|--------------------------|-----|-----|-----|--------------|-------------|-----------------------------------------------------------------|-----------------|--------------|-----------------------------------------------------------------------------------------------------------|
| B1 | 1130 | Redware | 1 | 13 | 1 | Rim | Dish/bowl | Clear glaze int | C17th - C18th | 1830 - 1870 | |
| B1 | 1130 | Redware | 2 | 11 | 2 | Rim | Dish/bowl | Clear glaze int | C17th - C18th | 1830 - 1870 | Abraded |
| B1 | 1130 | Redware | 7 | 253 | 5 | Base & BS | Dish/bowl | Clear glaze int | C17th - C18th | 1830 - 1870 | Relatively unabraded, distinguishing it from the rest of the Redware from this context; knife trimmed ext |
| B1 | 1130 | Redware | 9 | 84 | 9 | Base & BS | Dish/bowl | Clear glaze int | C17th - C18th | 1830 - 1870 | Glaze extensively flaked int |
| B1 | 1130 | Slip Banded CC ware | 1 | 13 | 1 | BS | Hollow ware | Thin blue and brown slip lines ext | C19th | 1830 - 1870 | |
| B1 | 1130 | Slip coated ware | 1 | 5 | 1 | Base | Hollow ware | Red slip under clear glaze ext | C18th | 1830 - 1870 | Some use ware ext |
| B1 | 1130 | Slip coated ware | 1 | 1 | 1 | BS | Hollow ware | Red slip on a white body under clear glaze int only | C18th | 1830 - 1870 | Sooted ext |
| B1 | 1130 | Slip coated ware | 1 | 2 | 1 | BS | Hollow ware | Red slip on a white body under clear glaze ext, clear glaze int | C18th | 1830 - 1870 | |
| B1 | 1130 | Slipware | 1 | 1 | 1 | BS | Hollow ware | Red slip layer ext with white trailed slip decoration | C18th | 1830 - 1870 | |
| B1 | 1130 | Slipware | 1 | 1 | 1 | BS | Flatware | Trailed red slip with white slip dots; complex decoration | C18th | 1830 - 1870 | Fragment of a vessel also in contexts 1197 and 1120 |
| B1 | 1130 | Slipware | 1 | 1 | 1 | Rim | Hollow ware | Trailed white slip decoration on a red slip layer ext | C18th | 1830 - 1870 | Buff/white body |
| B1 | 1130 | Slipware | 1 | 5 | 1 | Rim | Hollow ware | Feathered slip ext | C18th | 1830 - 1870 | Plain rim |
| B1 | 1130 | Slipware | 1 | 3 | 1 | BS | Hollow ware | Feathered slipware; red and white slip ext | C18th | 1830 - 1870 | |
| B1 | 1130 | Slipware type 1 | 1 | 56 | 1 | Rim | Dish/bowl | Trailed zig-zag line inside rim | C17th - EC18th | 1830 - 1870 | |
| B1 | 1130 | Slipware type 1 | 1 | 35 | 1 | Base | Dish/bowl | Trailed white slip decoration int | C17th - EC18th | 1830 - 1870 | Knife trimmed ext |
| B1 | 1130 | Slipware type 1 | 2 | 18 | 2 | Base | Dish/bowl | Trailed and feathered white slip decoration int | C17th - EC18th | 1830 - 1870 | |
| B1 | 1130 | Slipware type 1 | 1 | 2 | 1 | Bs | Dish/bowl | Trailed white slip decoration int | C17th - EC18th | 1830 - 1870 | |
| B1 | 1130 | Tin Glazed Earthenware | 1 | 2 | 1 | BS | Hollow ware | Blue-white glaze int & ext | C17th - C18th | 1830 - 1870 | |
| B1 | 1130 | TP Pearlware | 1 | 4 | 1 | BS | Hollow ware | Unidentified blue floral design ext | c.1780 - c.1840 | 1830 - 1870 | |
| B1 | 1130 | Unglazed Red Earthenware | 1 | 5 | 1 | Rim | Hollow ware | U/Dec | C18th | 1830 - 1870 | |
| B1 | 1145 | Blackware | 2 | 12 | 1 | Rim | Dish | Brown to black glaze | C17th | 1680 - 1710 | An unusual form but the fabric and finish is typical of Blackware |
| B1 | 1145 | Blackware | 1 | 1 | 1 | Rim / ?spout | Hollow ware | Brown glaze int & ext | C17th | 1680 - 1710 | |
| B1 | 1145 | BSGSW | 1 | 7 | 1 | BS | Hollow ware | Rilled band around the lower part of the vessel | C18th | 1680 - 1710 | |
| B1 | 1145 | C17th Coarseware | 12 | 128 | 12 | BS | Hollow ware | Clear glaze int only | C17th | 1680 - 1710 | Heavily sooted ext |
| B1 | 1145 | Late Blackware | 2 | 7 | 2 | BS | Hollow ware | Black glaze int & ext | C18th | 1680 - 1710 | |
| B1 | 1145 | Slip coated Redware | 7 | 83 | 7 | BS | Dish | Thin pale orange slip int on a Redware type body | C18th | 1680 - 1710 | Resembles Redware but with slip int; sooted on underside |
| B1 | 1145 | Slip coated Redware | 1 | 33 | 1 | Rim | Dish | Thin pale orange slip int on a Redware type body | C18th | 1680 - 1710 | Resembles Redware but with slip int; sooted on underside |

Table 6. Pottery from Phase 5

| Tr/Area | Context | Type | No. | Wt. | ENV | Part | Form | Decoration | Date range | CTP dep date | Notes |
|---------|---------|---------------------|-----|-----|-----|---------------------|-------------|----------------------------------------------------------------------|-----------------|--------------|-----------------------------------------------------------------------|
| B1 | 1145 | Slip coated ware | 1 | 7 | 1 | BS | Hollow ware | Red slip int & ext with a single white slip line ext | C18th | 1680 - 1710 | A hard, dense buff body |
| B1 | 1145 | Slip coated ware | 1 | 5 | 1 | Base | Flatware | Thin white slip line int under clear (yellow) glaze | C17th - C18th | 1680 - 1710 | Red slip on underside of base |
| B1 | 1145 | Slipware | 1 | 9 | 1 | Rim | Flatware | Lobed rim with a single perforation; feathered tri-coloured slipware | C18th | 1680 - 1710 | |
| B1 | 1145 | Unidentified | 1 | 9 | 1 | BS | Hollow ware | Dark glaze int & ext | C17th - C18th | 1680 - 1710 | Heavily abraded, flaked with an odd dense reduced fabric |
| B1 | 1154 | Blackware | 1 | 28 | 1 | BS & handle | Hollow ware | Black glaze int & ext | C17th | 1830 - 1870 | |
| B1 | 1154 | Blackware | 4 | 42 | 4 | BS | Hollow ware | Black glaze int & ext | C17th | 1830 - 1870 | |
| B1 | 1154 | Blackware | 1 | 34 | 1 | Base | Hollow ware | Metallic black glaze int | C17th | 1830 - 1870 | |
| B1 | 1154 | BSGSW | 1 | 2 | 1 | BS | Hollow ware | Wide rilled band ext | C18th | 1830 - 1870 | |
| B1 | 1154 | BSGSW | 1 | 1 | 1 | BS | Hollow ware | U/Dec | C18th | 1830 - 1870 | |
| B1 | 1154 | C17th Coarseware | 2 | 19 | 2 | BS | Hollow ware | Clear glaze int | C17th | 1830 - 1870 | Sooted ext |
| B1 | 1154 | C17th Coarseware | 1 | 43 | 1 | Base | Hollow ware | Thick base with greenish glaze int | C17th | 1830 - 1870 | Sooted ext |
| B1 | 1154 | Coarse Blackware | 1 | 34 | 1 | BS | Hollow ware | Dark glaze int & ext | C18th | 1830 - 1870 | Hard, dense red fabric |
| B1 | 1154 | Creamware | 1 | 18 | 1 | Ring foot base | Hollow ware | U/Dec | c.1740 - c.1820 | 1830 - 1870 | Angular ring foot base |
| B1 | 1154 | Creamware | 1 | 1 | 1 | Rim | Cup/bowl | Moulded row of raised blobs below rim | c.1740 - c.1820 | 1830 - 1870 | |
| B1 | 1154 | Late Blackware | 4 | 21 | 4 | BS | Hollow ware | Black glaze int & ext | C18th | 1830 - 1870 | |
| B1 | 1154 | Late Blackware | 2 | 49 | 2 | Base | Hollow ware | Black glaze int & ext; unglazed foot & base | C18th | 1830 - 1870 | Sooted on underside of base |
| B1 | 1154 | Late Blackware type | 1 | 2 | 1 | Rim | Hollow ware | Thin mottled black glaze int & ext | C18th | 1830 - 1870 | ?Blackware (C17th) |
| B1 | 1154 | Mottled ware | 1 | 9 | 1 | Base & handle stump | Hollow ware | Mottled glaze int & ext | C18th | 1830 - 1870 | Hard buff body with hard crazed glaze |
| B1 | 1154 | Porcelain | 1 | 1 | 1 | BS | Hollow ware | Blue geometric design internally | C18th | 1830 - 1870 | Porcelain |
| B1 | 1154 | Slip coated ware | 1 | 1 | 1 | Rim | Hollow ware | Red slip ext on a buff body | C18th | 1830 - 1870 | |
| B1 | 1154 | Slipware | 1 | 2 | 1 | BS | Hollow ware | Red and white slip lobate design externally | C18th | 1830 - 1870 | cf. ext 1239 and 1216 for sherds from the same or very similar vessel |
| B1 | 1154 | Slipware | 2 | 5 | 2 | BS | Hollow ware | Red, pale green and yellow (white) slip design; line with white dots | C18th | 1830 - 1870 | cf. ext 1216 and other contexts for similar sherds |
| B1 | 1197 | C17th Coarseware | 1 | 16 | 1 | BS | Hollow ware | Clear glaze int | C17th | 1820 - 1850 | Sooted ext |
| B1 | 1197 | Creamware | 1 | 1 | 1 | BS | Flatware | Purple mottling int | c.1740 - c.1820 | 1820 - 1850 | |
| B1 | 1197 | Creamware | 1 | 2 | 1 | Rim | Plate | U/Dec | c.1740 - c.1820 | 1820 - 1850 | |
| B1 | 1197 | Creamware | 1 | 3 | 1 | BS | Hollow ware | U/Dec | c.1740 - c.1820 | 1820 - 1850 | Burnt |
| B1 | 1197 | Creamware | 1 | 1 | 1 | BS | Hollow ware | Relief banding ext | c.1740 - c.1820 | 1820 - 1850 | |
| B1 | 1197 | Edged ware | 1 | 10 | 1 | Rim | Plate | Moulded rim with blue paint | c.1810 - c.1830 | 1820 - 1850 | |

Table 6. Pottery from Phase 5

| Tr/Area | Context | Type | No. | Wt. | ENV | Part | Form | Decoration | Date range | CTP dep date | Notes |
|---------|---------|-----------------------------|-----|-----|-----|----------------|-------------|---------------------------------------------------------------------|-----------------|--------------|------------------------------------------------------------------|
| B1 | 1197 | Late Blackware | 1 | 4 | 1 | BS | Hollow ware | Brown glaze int & patchily ext | C18th | 1820 - 1850 | |
| B1 | 1197 | Late Slipware | 1 | 12 | 1 | Rim | Hollow ware | Complex turned slip designs | LC18th - EC19th | 1820 - 1850 | cf. cxt 1120; probably the same vessel |
| B1 | 1197 | Mottled ware | 1 | 10 | 1 | BS | Hollow ware | Mottled glaze int & ext | C18th | 1820 - 1850 | |
| B1 | 1197 | Porcelain | 1 | 1 | 1 | BS | Flatware | Overglaze floral painted design int | C18th | 1820 - 1850 | Probably Chinese |
| B1 | 1197 | TP Pearlware | 1 | 3 | 1 | Base | Flatware | Unidentified landscape design with a ship and quay | c.1780 - c.1840 | 1820 - 1850 | |
| B1 | 1197 | TP Pearlware | 1 | 4 | 1 | Base | Flatware | Willow | c.1780 - c.1840 | 1820 - 1850 | |
| B1 | 1197 | Westerwald stoneware | 1 | 21 | 1 | Rim | Mug/Tankard | Blue incised design, cordon below rim, blue band | C17th | 1820 - 1850 | |
| B1/B2 | 1097 | BSGSW | 1 | 1 | 1 | BS | Hollow ware | Brown int & ext | LC18th - C19th | 1820 - 1870 | |
| B1/B2 | 1098 | Blue Banded ware | 3 | 26 | 3 | BS | Hollow ware | Thin blue slip lines around body ext | C19th | 1830 - 1870 | |
| B1/B2 | 1098 | Blue Banded ware | 1 | 6 | 1 | BS | Hollow ware | Turned to give a blue slip chequer board pattern | C19th | 1830 - 1870 | cf. 1020 |
| B1/B2 | 1098 | Blue Banded ware | 1 | 1 | 1 | BS | Hollow ware | Blue painted band ext | C19th | 1830 - 1870 | |
| B1/B2 | 1098 | Bone China | 1 | 3 | 1 | Handle | Cup | Blue flash on spine of handle | C19th | 1830 - 1870 | |
| B1/B2 | 1098 | Bone China | 1 | 4 | 1 | Handle | Cup | Gold flash on spine of handle | C19th | 1830 - 1870 | |
| B1/B2 | 1098 | Bone China | 1 | 5 | 1 | Rim | Flatware | Gold overglaze line int | C19th | 1830 - 1870 | |
| B1/B2 | 1098 | BSGSW | 1 | 6 | 1 | BS | Hollow ware | Brown internally | C19th | 1830 - 1870 | |
| B1/B2 | 1098 | Fine Redware | 1 | 1 | 1 | Rim | Flatware | Red surfaces | LC19th | 1830 - 1870 | |
| B1/B2 | 1098 | Sponged ware | 1 | 2 | 1 | BS | Hollow ware | Blue sponged design ext | c.1830+ | 1830 - 1870 | |
| B1/B2 | 1098 | Stoneware | 1 | 3 | 1 | BS | Hollow ware | Green stoneware | M - LC19th | 1830 - 1870 | |
| B1/B2 | 1098 | TP Whiteware | 1 | 16 | 1 | Rim | Plate | Barker's Gem | 1839 - 1893 | 1830 - 1870 | Don Pottery |
| B1/B2 | 1098 | TP Whiteware | 1 | 2 | 1 | Rim | Plate | Willow | M - LC19th | 1830 - 1870 | |
| B1/B2 | 1098 | TP Whiteware | 2 | 3 | 1 | BS | Hollow ware | Green design with words '...Y MATES' - part of a phrase | C19th | 1830 - 1870 | See also context 1021 for sherds of the same or a similar vessel |
| B1/B2 | 1098 | TP Whiteware | 1 | 7 | 1 | BS | Hollow ware | Part of U/ID design ext | C19th | 1830 - 1870 | |
| B1/B2 | 1098 | White Salt Glazed Stoneware | 1 | 2 | 1 | Rim | Hollow ware | Moulded to resemble a wickerwork basket with brown iron-wash finish | C17th - C18th | 1830 - 1870 | ?Rhenish; see also context 1020 |
| B1/B2 | 1098 | Whiteware | 1 | 11 | 1 | Base | Mug | Small foot and rilled band | M - LC19th | 1830 - 1870 | |
| B1/B2 | 1098 | Whiteware | 1 | 2 | 1 | BS | Hollow ware | Rilled band above base | C19th | 1830 - 1870 | |
| B1/B2 | 1098 | Whiteware | 1 | 4 | 1 | BS | Plate | U/ID | C19th | 1830 - 1870 | |
| B2 | 1049 | BSGSW | 1 | 4 | 1 | Rim | Dish | Groove around ext edge of rim | C18th - EC19th | 1820 - 1880 | Sharply everted rim |
| B2 | 1049 | BSGSW | 1 | 1 | 1 | Rim | Bowl | Brown glaze int & ext | C18th - EC19th | 1820 - 1880 | Folded rim |
| B2 | 1049 | Creamware | 1 | 3 | 1 | Ring foot base | Hollow ware | U/Dec | c.1740 - c.1820 | 1820 - 1880 | Angular ring foot base |
| B2 | 1049 | Late Blackware type | 6 | 17 | 4 | BS | Hollow ware | Black glaze on dark orange to red bodies | C18th | 1820 - 1880 | Some variation in fabric |
| B2 | 1049 | Redware | 1 | 6 | 1 | BS | Dish/bowl | Clear glaze int only | LC18th - C19th | 1820 - 1880 | |
| B2 | 1049 | Slip coated ware | 1 | 2 | 1 | BS | Hollow ware | Clear glaze on dark red slip int | C18th | 1820 - 1880 | |

Table 6. Pottery from Phase 5

| Tr/Area | Context | Type | No. | Wt. | ENV | Part | Form | Decoration | Date range | CTP dep date | Notes |
|---------|---------|-----------------------------|-----|-----|-----|-----------------|---------------|------------------------------------------------------|-----------------|--------------|-----------------------------------------------------|
| B2 | 1049 | Slipware | 1 | 1 | 1 | BS | Hollow ware | White slip line on red body | C18th | 1820 - 1880 | |
| B2 | 1049 | TP Pearlware | 1 | 1 | 1 | BS | Hollow ware | U/ID TP design ext | c.1780 - c.1840 | 1820 - 1880 | |
| B2 | 1049 | YG CW | 1 | 20 | 1 | BS | Dish/bowl | White slip and clear glaze int, sparse glaze ext | LC18th - C19th | 1820 - 1880 | |
| B2 | 1069 | Cane Coloured ware | 4 | 13 | 4 | Rim, spout & BS | Jug | Plain cane coloured body | C19th | 1800 - 1900 | |
| B2 | 1077 | BGFW | 1 | 5 | 1 | BS | Hollow ware | Brown glaze ext only | C17th - C18th | 1640 - 1680 | |
| B2 | 1077 | Blackware | 1 | 7 | 1 | Rim | Hollow ware | Mottled brown glaze int & ext | C17th | 1640 - 1680 | Hard, fine dark red fabric |
| B2 | 1077 | Blackware | 1 | 1 | 1 | Rim | Hollow ware | Black glaze int & ext | C17th | 1640 - 1680 | Hard dark red fabric |
| B2 | 1077 | Blackware | 1 | 2 | 1 | BS | Flask/costrel | Black glaze ext only | C17th | 1640 - 1680 | |
| B2 | 1077 | C17th Coarseware | 1 | 12 | 1 | Rim | Jar | Spots of glaze int | C17th | 1640 - 1680 | Sooted ext |
| B2 | 1077 | Late Blackware | 5 | 38 | 5 | BS | Hollow ware | Black glaze int & ext | C18th | 1640 - 1680 | |
| B2 | 1077 | Late Blackware | 1 | 7 | 1 | BS | Hollow ware | Black glaze int & ext | C18th | 1640 - 1680 | Fine brick red fabric |
| B2 | 1077 | Late Blackware type | 1 | 3 | 1 | Handle & BS | Hollow ware | Black glaze int & ext | C17th - C18th | 1640 - 1680 | Fine orange fabric with fine black grit |
| B2 | 1077 | Mottled ware | 1 | 4 | 1 | Rim | Hollow ware | Mottled glaze int & ext | C18th | 1640 - 1680 | |
| B2 | 1077 | Mottled ware | 2 | 37 | 2 | Base & BS | Hollow ware | Mottled glaze int & ext, on a thin layer of slip int | C18th | 1640 - 1680 | A distinctive hard, dense buff fabric, vesicular |
| B2 | 1077 | Mottled ware | 1 | 2 | 1 | BS | Hollow ware | Mottled glaze int & ext | C18th | 1640 - 1680 | Water worn with abraded edges |
| B2 | 1077 | Redware | 1 | 5 | 1 | BS | Dish/bowl | Clear glaze int | C17th - C18th | 1640 - 1680 | Brick red fabric |
| B2 | 1077 | Redware | 1 | 2 | 1 | BS | Dish/bowl | Clear glaze int, red slip ext | C17th - C18th | 1640 - 1680 | Water worn with abraded edges |
| B2 | 1077 | Slip coated ware | 1 | 1 | 1 | BS | Hollow ware | Red slip ext under clear glaze | C18th | 1640 - 1680 | |
| B2 | 1077 | Slipware | 1 | 5 | 1 | BS | Flatware | White slip int | C17th - C18th | 1640 - 1680 | Secondarily burnt |
| B2 | 1077 | White Salt Glazed Stoneware | 1 | 13 | 1 | Rim | Plate | Moulded rim; probably an octagonal plate | c.1720 - c.1780 | 1640 - 1680 | |
| B2 | 1095 | BGFW | 1 | 4 | 1 | Base | Hollow ware | Brown glaze int | LC18th - C19th | 1830 - 1870 | |
| B2 | 1095 | Coarse Blackware type | 6 | 363 | 1 | Base & BS | Jar | Shiny black glaze int & ext | C18th | 1830 - 1870 | Use-wear on underside; hard, dense, fine red fabric |
| B2 | 1095 | Late Blackware | 2 | 5 | 2 | BS | Hollow ware | Shiny black glaze int & ext | C18th | 1830 - 1870 | |
| B2 | 1095 | TP Bone china | 1 | 1 | 1 | Rim | Hollow ware | TP frieze and moulded fluted decoration | C19th | 1830 - 1870 | |
| B2 | 1102 | BGFW | 1 | 28 | 1 | Rim | Dish | U/Dec | C18th - EC19th | 1830 - 1870 | |
| B2 | 1102 | Blue Bodied ware | 1 | 10 | 1 | Handle | Hollow ware | Moulded handle with sliver overglaze detailing | C19th | 1830 - 1870 | |
| B2 | 1102 | Creamware | 1 | 1 | 1 | Rim | Hollow ware | U/Dec | c.1740 - c.1820 | 1830 - 1870 | |
| B2 | 1102 | Edged ware | 1 | 2 | 1 | Rim | Plate | Moulded edge with blue paint | c.1810 - c.1830 | 1830 - 1870 | |
| B2 | 1102 | Mottled ware | 1 | 4 | 1 | BS | Hollow ware | Dark mottled glaze | C18th | 1830 - 1870 | |
| B2 | 1102 | Slip coated ware | 1 | 10 | 1 | Handle & BS | Hollow ware | Dark slip coating ext, clear glaze int | C18th | 1830 - 1870 | cf.context 1072 |
| B2 | 1102 | Sponge printed ware | 2 | 27 | 1 | BS | Hollow ware | Dark blue sponge printed design ext | c.1840 + | 1830 - 1870 | |
| B2 | 1105 | Blue Banded ware | 1 | 3 | 1 | BS | Hollow ware | Blue slip lines around body | C19th | 1830 - 1870 | |

Table 6. Pottery from Phase 5

| Tr/Area | Context | Type | No. | Wt. | ENV | Part | Form | Decoration | Date range | CTP dep date | Notes |
|---------|---------|-------------------------|-----|-----|-----|-------------------|---------------|------------------------------------------------------------------|-----------------|--------------|------------------------------------------|
| B2 | 1105 | Blue Bodied ware | 5 | 45 | 5 | BS | Hollow ware | Relief moulded decoration with sliver detailing | C19th | 1830 - 1870 | See also ext 1102 but does not join |
| B2 | 1105 | BSGSW | 1 | 3 | 1 | Rim | Dish | Brown glaze | C18th - C19th | 1830 - 1870 | Sharply everted rim; thin |
| B2 | 1105 | BSGSW | 1 | 12 | 1 | Shoulder | Bottle | Brown ext, unglazed int | C18th - C19th | 1830 - 1870 | |
| B2 | 1105 | BSGSW | 1 | 9 | 1 | Handle | Hollow ware | Ridged handle | C18th - C19th | 1830 - 1870 | |
| B2 | 1105 | C17th Coarseware | 1 | 94 | 1 | Base | Hollow ware | Patchy clear glaze int | C17th | 1830 - 1870 | Sooted ext and on underside of base |
| B2 | 1105 | Early Yellow ware | 1 | 12 | 1 | BS & handle stump | Hollow ware | Small section of red slip ext | C17th - C18th | 1830 - 1870 | |
| B2 | 1105 | Green Glazed Sandy ware | 1 | 26 | 1 | Rim | Hollow ware | Pale green glaze int | C16th - C17th | 1830 - 1870 | |
| B2 | 1105 | Late Blackware | 3 | 27 | 3 | BS | Hollow ware | Dark brown glaze int & ext | C18th | 1830 - 1870 | |
| B2 | 1105 | Late Blackware | 1 | 7 | 1 | Rim | Dish | Dark brown glaze int; slight mottling | C18th | 1830 - 1870 | |
| B2 | 1105 | Late Blackware | 1 | 8 | 1 | Rim | Hollow ware | Brown glaze int & ext | C18th | 1830 - 1870 | |
| B2 | 1105 | Late Blackware | 1 | 20 | 1 | Handle | Hollow ware | Profiled handle with brown glaze | C18th | 1830 - 1870 | Hard, dense brick red fabric |
| B2 | 1105 | Mottled ware | 1 | 2 | 1 | Rim | Hollow ware | Very dark mottled decoration | C18th | 1830 - 1870 | |
| B2 | 1105 | Redware | 1 | 30 | 1 | Rim | Dish | Clear glaze int; hammerhead rim | C17th - EC18th | 1830 - 1870 | |
| B2 | 1105 | Redware | 1 | 8 | 1 | Base | Hollow ware | Clear glaze int & ext above footed base | C17th - EC18th | 1830 - 1870 | |
| B2 | 1105 | Redware | 1 | 5 | 1 | BS | Dish/bowl | Clear glaze int | C17th - EC18th | 1830 - 1870 | |
| B2 | 1105 | Redware | 1 | 3 | 1 | BS | Hollow ware | Clear glaze int & ext | C17th - EC18th | 1830 - 1870 | |
| B2 | 1105 | Slipware | 1 | 26 | 1 | Rim | Dish | Pie crust rim; red on white slip int - linear decoration | C18th | 1830 - 1870 | Press moulded dish |
| B2 | 1105 | Slipware | 2 | 2 | 2 | BS | Hollow ware | Buff body with dark red slip layer ext and white slip decoration | C18th | 1830 - 1870 | See also 1072, 1102 |
| B2 | 1105 | Slipware type 1 | 1 | 25 | 1 | BS | Dish | Wavy trailed slip line int; thin red slip ext | C17th - EC18th | 1830 - 1870 | |
| B2 | 1105 | Slipware type 1 | 1 | 12 | 1 | Rim | Dish | Zig-zag white trailed slip line around rim | C17th - EC18th | 1830 - 1870 | |
| B2 | 1105 | Stoneware | 1 | 6 | 1 | BS | Bottle | Pale green stoneware | C19th | 1830 - 1870 | |
| B2 | 1105 | TP Whiteware | 1 | 1 | 1 | Rim | Plate | Unidentified TP design int | M - LC19th | 1830 - 1870 | |
| B2 | 1116 | Blackware | 1 | 8 | 1 | BS | Hollow ware | Black glaze int & ext | C17th | 1680 - 1720 | |
| B2 | 1116 | BSGSW | 1 | 8 | 1 | BS | ?Bottle/flask | Mottled brown glaze ext | C18th | 1680 - 1720 | |
| B2 | 1116 | C17th Coarseware | 1 | 58 | 1 | BS | Hollow ware | Clear glaze int with steaks externally | C17th | 1680 - 1720 | Sooted and with burnt deposit externally |
| B2 | 1116 | Creamware | 1 | 6 | 1 | Ring foot base | Cup/bowl | U/Dec | c.1740 - c.1820 | 1680 - 1720 | Angular ring foot base |
| B2 | 1116 | Mottled Coarseware | 1 | 30 | 1 | Rim | Jar | Everted rim with light honey-coloured glaze | C18th | 1680 - 1720 | |
| B2 | 1116 | Redware | 2 | 60 | 1 | Rim | Dish | Clear glaze int; hammerhead rim | C17th - EC18th | 1680 - 1720 | |
| B2 | 1116 | Slipware type 1 | 1 | 3 | 1 | BS | Dish | Trailed white slip decoration int | C17th - EC18th | 1680 - 1720 | |

Table 6. Pottery from Phase 5

| Tr/Area | Context | Type | No. | Wt. | ENV | Part | Form | Decoration | Date range | CTP dep date | Notes |
|---------|---------|-----------------------------|-----|-----|-----|--------------------|-------------|----------------------------------------------------------|-----------------|--------------|------------------------------------------------------|
| B2 | 1116 | Yellow ware type | 1 | 16 | 1 | BS | U/ID | Thin white slip layer int | C17th | 1680 - 1720 | |
| B2 | 1122 | BGFW | 3 | 48 | 1 | Rim | Hollow ware | Black glaze int & ext; simple rounded rim | C17th - C18th | 1650 - 1680 | Bright orange fabric |
| B2 | 1122 | BGFW | 1 | 24 | 1 | BS | Hollow ware | Black glaze int & ext | C17th - C18th | 1650 - 1680 | Bright orange fabric, possible pot disc |
| B2 | 1122 | BGFW | 1 | 19 | 1 | BS | Hollow ware | Black glaze int & ext | C17th - C18th | 1650 - 1680 | |
| B2 | 1122 | BGFW | 1 | 14 | 1 | BS | U/ID | Black glaze int, unglazed ext | C17th - C18th | 1650 - 1680 | Red fabric with white streaks |
| B2 | 1122 | BGFW | 1 | 5 | 1 | BS | Hollow ware | Dark brown glaze int & ext | C18th | 1650 - 1680 | Hard, dense red fabric |
| B2 | 1122 | Blackware | 1 | 42 | 1 | Base | Hollow ware | Black glaze int & ext | C17th | 1650 - 1680 | |
| B2 | 1122 | Blue Banded ware | 1 | 19 | 1 | Base | Mug/Jug | Footed base, blue slip band ext | C19th | 1650 - 1680 | |
| B2 | 1122 | BSGSW | 4 | 13 | 1 | Rim & handle | Cup/mug | Shallow groove below rim | C18th | 1650 - 1680 | |
| B2 | 1122 | BSGSW | 2 | 7 | 2 | BS | Hollow ware | U/Dec | C18th | 1650 - 1680 | |
| B2 | 1122 | BSGSW | 1 | 13 | 1 | Base | Hollow ware | Rouletted band ext, splayed base | C18th | 1650 - 1680 | |
| B2 | 1122 | BSGSW | 1 | 7 | 1 | BS | Hollow ware | Shallow impressed lines (2) ext | C18th | 1650 - 1680 | |
| B2 | 1122 | BSGSW | 1 | 3 | 1 | BS | Hollow ware | Rouletted band ext | C18th | 1650 - 1680 | |
| B2 | 1122 | BSGSW | 1 | 43 | 1 | Base | Hollow ware | U/Dec | C18th | 1650 - 1680 | Buff stoneware |
| B2 | 1122 | C17th Coarseware | 2 | 85 | 2 | BS | Hollow ware | Clear glaze int | C17th - EC18th | 1650 - 1680 | Sooted externally |
| B2 | 1122 | Cistercian ware | 1 | 3 | 1 | Handle | Cup/tyg | Mottled brown glaze | c.1460 - c.1600 | 1650 - 1680 | |
| B2 | 1122 | Cistercian/Blackware | 1 | 23 | 1 | Base | Hollow ware | Brown glaze int & ext | LC15th - C17th | 1650 - 1680 | Abraded and water-worn |
| B2 | 1122 | Cistercian/Blackware | 1 | 9 | 1 | BS | Hollow ware | Mottled brown glaze int & ext | C16th - C17th | 1650 - 1680 | |
| B2 | 1122 | Coarse Blackware | 1 | 34 | 1 | BS | Hollow ware | Black glaze int & ext | LC17th - C18th | 1650 - 1680 | Hard, dense, dark red fabric |
| B2 | 1122 | Late Blackware | 2 | 57 | 1 | Pedestal type base | Hollow ware | Shiny black glaze int & ext | C18th | 1650 - 1680 | Stacking scar on underside of base |
| B2 | 1122 | Late Blackware | 1 | 9 | 1 | Base | Hollow ware | Black glaze int | C18th | 1650 - 1680 | |
| B2 | 1122 | Late Blackware | 1 | 2 | 1 | BS | Hollow ware | Raised ridge ext | C18th | 1650 - 1680 | |
| B2 | 1122 | Late Blackware | 1 | 20 | 1 | Rim | Hollow ware | Black glaze int & ext, patchy under rim | C18th | 1650 - 1680 | Dark orange fabric |
| B2 | 1122 | Mottled Redware | 1 | 11 | 1 | BS | Dish | Clear glaze with patchy black mottling int | C17th - EC18th | 1650 - 1680 | |
| B2 | 1122 | Mottled ware | 1 | 2 | 1 | Rim | Hollow ware | Dark mottled glaze | C18th | 1650 - 1680 | Finer and more evenly glazed than normal |
| B2 | 1122 | Mottled ware | 1 | 12 | 1 | BS | Hollow ware | Raised cordon around body | C18th | 1650 - 1680 | Hard, dense buff fabric |
| B2 | 1122 | Mottled ware | 1 | 4 | 1 | BS | Hollow ware | Rilled band ext | C18th | 1650 - 1680 | |
| B2 | 1122 | Mottled ware | 2 | 19 | 1 | BS | Hollow ware | Mottled glaze int & ext | C18th | 1650 - 1680 | Unusual fine red fabric, unlike the normal buff type |
| B2 | 1122 | Mottled ware | 1 | 66 | 1 | Base | Hollow ware | Mottled glaze int & ext | C18th | 1650 - 1680 | Larger mottled ware vessel |
| B2 | 1122 | Mottled ware | 1 | 32 | 1 | Base | Mug/tankard | Rilled band above base | C18th | 1650 - 1680 | |
| B2 | 1122 | Redware | 1 | 12 | 1 | Base | Hollow ware | Clear glaze int & ext | C17th - C18th | 1650 - 1680 | |
| B2 | 1122 | Slipware type 1 | 1 | 33 | 1 | Rim | Dish/bowl | Trailed white slip wavy line around rim; clear glaze int | C17th - EC18th | 1650 - 1680 | |
| B2 | 1122 | White Salt Glazed Stoneware | 1 | 29 | 1 | Profile | Dish | U/Dec | c.1720 - c.1780 | 1650 - 1680 | Shallow dish |

Table 6. Pottery from Phase 5

| Tr/Area | Context | Type | No. | Wt. | ENV | Part | Form | Decoration | Date range | CTP dep date | Notes |
|---------|---------|-----------------------------|-----|-----|-----|-------------------|---------------|---------------------------------------------------------------------------|-----------------|--------------|--------------------------------------------------------------------|
| B2 | 1122 | White Salt Glazed Stoneware | 1 | 6 | 1 | Base | Flatware | U/Dec | c.1720 - c.1780 | 1650 - 1680 | |
| B2 | 1122 | White Salt Glazed Stoneware | 1 | 2 | 1 | Rim | Sauce boat | Moulded mosaic pattern ext | c.1720 - c.1780 | 1650 - 1680 | |
| B2 | 1131 | BGCW | 2 | 36 | 2 | BS | Pancheon/dish | Black glaze int only | C18th - C19th | 1720 - 1800 | |
| B2 | 1131 | BGCW | 10 | 155 | 10 | BS | Hollow ware | Brown glazed int & ext | C18th - C19th | 1720 - 1800 | Brick red fabric |
| B2 | 1131 | BGCW | 1 | 136 | 1 | BS | Jar | Black glaze int | C18th - C19th | 1720 - 1800 | Light brick red fabric with some white streaking |
| B2 | 1131 | BSGSW | 3 | 9 | 1 | Rim | Hollow ware | Thin brown salt glaze int & ext | C18th | 1720 - 1800 | Small everted beaded rim |
| B2 | 1131 | BSGSW | 1 | 6 | 1 | Rim | Dish | Short impressed vertical lines on outer edge of rim | C18th | 1720 - 1800 | |
| B2 | 1131 | BSGSW | 1 | 3 | 1 | BS | Hollow ware | Rouletted band ext | C18th | 1720 - 1800 | |
| B2 | 1131 | BSGSW | 1 | 5 | 1 | BS | Hollow ware | Impressed line ext | C18th | 1720 - 1800 | |
| B2 | 1131 | Coarse Blackware type | 1 | 20 | 1 | Strap handle | Hollow ware | Black glaze int & ext | C18th | 1720 - 1800 | Bright orange fabric |
| B2 | 1131 | Creamware | 1 | 2 | 1 | Rim | Bowl | Moulded rim; band of recessed dots | c.1740 - c.1820 | 1720 - 1800 | |
| B2 | 1131 | Late Blackware | 2 | 37 | 2 | Base | Hollow ware | Black glaze int & ext | C18th | 1720 - 1800 | Footed base, globular vessels |
| B2 | 1131 | Mottled ware type | 1 | 17 | 1 | BS & handle stump | Hollow ware | Shiny brown mottled glaze int & ext | C18th | 1720 - 1800 | Very hard, dense purple body; almost stoneware |
| B2 | 1131 | Redware | 1 | 33 | 1 | Base | Hollow ware | Clear glaze int and above base ext | LC17th - C18th | 1720 - 1800 | |
| B2 | 1131 | Slipware | 2 | 79 | 1 | Base | Dish | Trailed slip concentric circles int under clear glaze | C18th | 1720 - 1800 | |
| B2 | 1131 | Slipware | 1 | 11 | 1 | BS | Dish | Black slip on white slip cellular design int | C18th | 1720 - 1800 | Press moulded dish |
| B2 | 1131 | White Salt Glazed Stoneware | 1 | 16 | 1 | Base | Hollow ware | U/Dec | c.1720 - c.1780 | 1720 - 1800 | Rounded ring foot base |
| C | 1056 | Blackware | 10 | 117 | 9 | BS | Hollow ware | Very shiny black glaze on hard fine dark red fabric | C17th | 1800 - 1880 | Hard, dense, fine dark red fabric |
| C | 1056 | Blackware | 1 | 2 | 1 | Rim | Hollow ware | U/Dec | C17th - C18th | 1800 - 1880 | Small clubbed rim; hard dense, fine dark red fabric |
| C | 1056 | BSGSW | 1 | 17 | 1 | BS | Hollow ware | Stamped decoration ext | LC18th - C19th | 1800 - 1880 | |
| C | 1056 | BSGSW | 1 | 1 | 1 | BS | Hollow ware | Part of rilled band ext | C18th | 1800 - 1880 | |
| C | 1056 | Colour Glazed ware | 1 | 3 | 1 | Rim | Hollow ware | Dark glaze on a white fabric | C18th | 1800 - 1880 | |
| C | 1056 | Late Blackware | 1 | 7 | 1 | BS | Hollow ware | Dark brown glaze int & ext | C18th | 1800 - 1880 | Dark red fabric with white streaks |
| C | 1056 | Late Blackware | 2 | 14 | 2 | BS | Hollow ware | Black glaze ext only | C18th | 1800 - 1880 | |
| C | 1056 | Late Blackware | 5 | 54 | 5 | BS | Hollow ware | Black glaze on fine red fabric | C18th | 1800 - 1880 | Partially glazed ext |
| C | 1056 | Slip coated ware | 2 | 19 | 1 | BS | Hollow ware | Three white slip lines ext radiating from a single point on fine red slip | C18th | 1800 - 1880 | Buff fabric with red slip ext and white slip int under clear glaze |
| C | 1056 | Tin Glazed Earthenware | 1 | 4 | 1 | BS | Flatware | Blue hand painted design on blue-white background | C17th - C18th | 1800 - 1880 | Badly flaked |
| C | 1056 | White Salt Glazed | 1 | 1 | 1 | Base | Hollow ware | U/Dec | c.1720 - c.1780 | 1800 - 1880 | |

Table 6. Pottery from Phase 5

| Tr/Area | Context | Type | No. | Wt. | ENV | Part | Form | Decoration | Date range | CTP dep date | Notes |
|---------|---------|---------------------|-----|-----|-----|---------------|-------------|--------------------------------------------------------------------------------|-----------------|--------------|------------------------------------|
| | | Stoneware | | | | | | | | | |
| C | 1056 | Yellow ware type | 1 | 4 | 1 | Rim | Dish | Yellow glaze int | C17th | 1800 - 1880 | Soft white fabric, heavily abraded |
| C | 1069 | Blue Banded ware | 1 | 2 | 1 | Rim | Hollow ware | Blue slip lines below rim | C19th | 1800 - 1900 | |
| C | 1069 | Late Blackware | 1 | 24 | 1 | BS | Hollow ware | U/Dec | C18th - EC19th | 1800 - 1900 | |
| C | 1069 | Mocha ware | 6 | 48 | 1 | Rim & BS | Hollow ware | Brown and white slip bands and blue mocha design | C19th | 1800 - 1900 | |
| C | 1084 | TP Whiteware | 1 | 5 | 1 | Footring base | Saucer | European rural scene int | M - LC19th | 1820 - 1870 | |
| C | 1084 | TP Whiteware | 1 | 1 | 1 | Handle | Cup | U/Dec | M - LC19th | 1820 - 1870 | Secondarily burnt |
| C | 1089 | Blue Banded ware | 2 | 7 | 2 | Rim | Hollow ware | Rilled band, overpainted in blue, black lines with small circles above & below | LC18th - C19th | 1820 - 1860 | |
| C | 1089 | Blue Banded ware | 1 | 1 | 1 | BS | Hollow ware | Rilled band overpainted in blue, dark brown line above | c.1760 - c.1820 | 1820 - 1860 | Creamware |
| C | 1089 | Cane Coloured ware | 1 | 6 | 1 | Handle | Hollow ware | Plain cane coloured ware | C19th | 1820 - 1860 | |
| C | 1089 | Creamware | 1 | 3 | 1 | Rim | Bowl | U/Dec | c.1740 - c.1820 | 1820 - 1860 | Discoloured and crazed |
| C | 1089 | TP Pearlware | 2 | 2 | 2 | Rim & BS | Hollow ware | U/ID TP designs ext and floral design int | c.1780 - c.1840 | 1820 - 1860 | |
| C | 1104 | BGFW | 1 | 7 | 1 | BS | Hollow ware | U/Dec | C18th - C19th | 1830 - 1860 | |
| C | 1104 | BSGSW | 1 | 12 | 1 | BS | Hollow ware | Brown ext, green int | C19th | 1830 - 1860 | Brown ext, green int |
| C | 1104 | Lustre ware | 2 | 10 | 1 | Rim | Plate | Overglaze lustre band around rim and floral design | LC18th - C19th | 1830 - 1860 | |
| C | 1104 | Mottled ware | 1 | 4 | 1 | Rim | Hollow ware | Raised ridges below slightly everted rim | C18th | 1830 - 1860 | |
| C | 1104 | Redware | 2 | 90 | 2 | Rim | Dish | Pale orange slip int under clear glaze | C17th - EC18th | 1830 - 1860 | |
| C | 1104 | Redware | 1 | 16 | 1 | BS | Dish | Clear glaze int | C17th - EC18th | 1830 - 1860 | |
| C | 1104 | Redware | 1 | 8 | 1 | BS | Dish | Clear glaze int | C17th - EC18th | 1830 - 1860 | Knife trimmed ext |
| C | 1104 | Slip Banded CC ware | 1 | 3 | 1 | BS | Hollow ware | Brown and white slip bands ext on cane coloured body | C19th | 1830 - 1860 | |
| C | 1111 | Mottled ware | 2 | 7 | 1 | BS | Hollow ware | Rilled band ext | C18th | 1780 - 1840 | |
| C | 1111 | Mottled ware type | 1 | 2 | 1 | Rim | Hollow ware | Brown dark mottled glaze int and ext | C18th | 1780 - 1840 | |
| C | 1111 | Pearlware | 1 | 1 | 1 | BS | Hollow ware | U/Dec | c.1780 - c.1840 | 1780 - 1840 | |
| C | 1111 | Redware | 1 | 40 | 1 | Base | Dish | Clear glaze int | C17th - C18th | 1780 - 1840 | Worn on underside of base |
| D | 1063 | Blue Banded ware | 1 | 1 | 1 | Rim | Hollow ware | Blue lines ext | C19th | 1760 - 1900 | Simple rim |
| D | 1063 | Blue Banded ware | 3 | 34 | 1 | Base | Mug | Blue band and black 'inlaid' slip line | c.1780 - c.1840 | 1760 - 1900 | Pearlware type |
| D | 1063 | Late Blackware | 3 | 19 | 2 | BS | Hollow ware | Dark glaze on an orange fabric | C18th | 1760 - 1900 | |
| D | 1063 | Late Blackware | 7 | 45 | 1 | Rim & BS | Jar | Black glaze on buff body | C18th | 1760 - 1900 | Overhanging rim |
| D | 1063 | Late Blackware | 2 | 14 | 2 | BS | Hollow ware | Black glaze int & ext | C18th | 1760 - 1900 | Brick red streaky fabric |
| D | 1063 | Pearlware | 1 | 1 | 1 | BS | Hollow ware | U/Dec | c.1780 - c.1840 | 1760 - 1900 | |
| D | 1063 | Slip coated ware | 2 | 30 | 1 | Base & | Hollow ware | Red slip int under glaze, mottled | C18th | 1760 - 1900 | Buff body |

Table 6. Pottery from Phase 5

| Tr/Area | Context | Type | No. | Wt. | ENV | Part | Form | Decoration | Date range | CTP dep date | Notes |
|---------|---------|-----------------------------|-----|-----|-----|---------------|-------------|--------------------------------------------------------------|-----------------|--------------|---------------------------------------------------------|
| | | | | | | BS | | glaze ext | | | |
| D | 1063 | TP Pearlware | 2 | 11 | 2 | Profile | Plate | Willow | c.1780 - c.1840 | 1760 - 1900 | Recessed base |
| D | 1063 | TP Pearlware | 1 | 2 | 1 | Rim | Hollow ware | Green TP design around rim | c.1780 - c.1840 | 1760 - 1900 | |
| D | 1099 | Blue Banded ware | 1 | 1 | 1 | BS | Hollow ware | Blue slip lines around body with diffuse darker lines ext | C19th | 1830 - 1870 | |
| D | 1099 | Blue Banded ware | 3 | 5 | 3 | BS | Hollow ware | Blue slip lines around body | C19th | 1830 - 1870 | |
| D | 1099 | Pearlware | 1 | 1 | 1 | BS | Hollow ware | U/Dec | c.1780 - c.1840 | 1830 - 1870 | |
| D | 1099 | TP Pearlware | 1 | 2 | 1 | Base | Flatware | Chinese landscape int | c.1780 - c.1840 | 1830 - 1870 | |
| D | 1099 | Whiteware | 2 | 9 | 1 | Spout | Jug | Low relief moulded spout | C19th | 1830 - 1870 | |
| D | 1121 | Blackware | 1 | 7 | 1 | Handle & BS | Hollow ware | U/Dec | C18th | 1800 - 1900 | White deposit int & ext |
| D | 1121 | Late Blackware | 1 | 5 | 1 | Rim | Hollow ware | Metallic brown glaze int & ext | C18th | 1800 - 1900 | |
| D | 1121 | Mottled Coarseware | 1 | 95 | 1 | Profile | Dish | White slip with brown mottling int | C18th | 1800 - 1900 | |
| D | 1121 | Mottled ware | 1 | 9 | 1 | Rim | Hollow ware | Mottled glaze int & ext with white slip line on top of rim | C18th | 1800 - 1900 | |
| D | 1121 | Mottled ware | 3 | 23 | 3 | BS | Hollow ware | Mottled glaze int & ext with white slip line at base of neck | C18th | 1800 - 1900 | |
| D | 1121 | Mottled ware type | 1 | 2 | 1 | BS | Hollow ware | Mottled ware int & partially ext | C18th | 1800 - 1900 | |
| D | 1121 | Slipware | 1 | 14 | 1 | Rim | Dish | White slip lines on ext of rim and internal edge of rim | C18th | 1800 - 1900 | |
| D | 1121 | White Salt Glazed Stoneware | 1 | 12 | 1 | Rim & BS | Cup/bowl | U/Dec | c.1720 - c.1780 | 1800 - 1900 | |
| D | 1121 | White Salt Glazed Stoneware | 1 | 2 | 1 | BS | Hollow ware | U/Dec | c.1720 - c.1780 | 1800 - 1900 | |
| D | 1124 | Blackware | 1 | 2 | 1 | BS | Hollow ware | Black glaze int & ext | C17th | 1830 - 1870 | Could be Late Blackware but fabric looks like Blackware |
| D | 1124 | Blackware | 1 | 7 | 1 | BS | Hollow ware | U/Dec | C18th | 1830 - 1870 | Fine dark red fabric |
| D | 1124 | BSGSW | 1 | 3 | 1 | Handle | Mug | Grooves down spine of handle | C18th | 1830 - 1870 | |
| D | 1124 | Creamware | 1 | 18 | 1 | Rim | Bowl | Fluted/lobed moulded profile | c.1740 - c.1820 | 1830 - 1870 | cf. context 1110 (??) |
| D | 1124 | Mottled slipware | 1 | 4 | 1 | BS | Dish | White slip with brown mottling int | C18th | 1830 - 1870 | |
| D | 1124 | Mottled ware | 3 | 9 | 2 | BS | Hollow ware | White slip lines externally; mottled glaze int & ext | C18th | 1830 - 1870 | |
| D | 1124 | Mottled ware | 3 | 22 | 3 | BS | Hollow ware | Mottled glaze int & ext above base | C18th | 1830 - 1870 | |
| D | 1124 | Porcelain | 1 | 1 | 1 | Footring base | Cup/bowl | Blue floral design int | C18th | 1830 - 1870 | Probably Chinese |
| D | 1124 | Redware | 1 | 7 | 1 | BS | Dish | Clear glaze int, red slip ext | C17th - EC18th | 1830 - 1870 | |
| D | 1124 | Unglazed Red Earthenware | 1 | 1 | 1 | BS | Hollow ware | U/Dec | C18th - C19th | 1830 - 1870 | Flake |
| D | 1124 | White Salt Glazed Stoneware | 3 | 13 | 1 | Rim & BS | Hollow ware | U/Dec | c.1720 - c.1780 | 1830 - 1870 | |
| D | 1124 | White Salt Glazed Stoneware | 2 | 23 | 1 | Base | Hollow ware | U/Dec | c.1720 - c.1780 | 1830 - 1870 | |

Table 6. Pottery from Phase 5

| Tr/Area | Context | Type | No. | Wt. | ENV | Part | Form | Decoration | Date range | CTP dep date | Notes |
|---------|---------|------------------------------|-----|-----|-----|---------------|-------------|-------------------------------------------------------------------------|-----------------|--------------|--------------------------------------------------------------|
| D | 1124 | White Salt Glazed Stoneware | 1 | 3 | 1 | Rim | Dish | U/Dec | c.1720 - c.1780 | 1830 - 1870 | |
| D | 1124 | White Salt Glazed Stoneware | 1 | 1 | 1 | BS | Hollow ware | U/Dec | c.1720 - c.1780 | 1830 - 1870 | |
| D | 1125 | BGCW | 1 | 37 | 1 | BS | Jar | Black glaze int & ext, rilled body int & ext | C18th - C19th | Void | |
| D | 1125 | BSGSW | 1 | 8 | 1 | Base | Hollow ware | Brown int & ext | C18th | Void | |
| D | 1125 | Late Blackware | 21 | 513 | 1 | Base, rim, BS | Hollow ware | Black glaze int & ext, above base | C18th | Void | White deposit internally |
| D | 1125 | Mottled ware | 1 | 7 | 1 | BS | Hollow ware | Dark mottled glaze int & ext | C18th | Void | |
| D | 1125 | Mottled ware | 1 | 2 | 1 | Rim | Hollow ware | White slip line on top of rim | C18th | Void | cf. rim sherd in context 1121 - the same or a similar vessel |
| D | 1125 | Mottled ware | 2 | 2 | 2 | BS | Hollow ware | Mottled glaze int & ext | C18th | Void | |
| D | 1125 | Mottled ware | 1 | 3 | 1 | Rim | Hollow ware | Dark mottled glaze | C18th | Void | |
| D | 1125 | Redware | 1 | 2 | 1 | BS | Hollow ware | Clear glaze int & ext | LC17th - C18th | Void | |
| D | 1125 | Slipware | 1 | 5 | 1 | BS | U/ID | Feathered slipware (?)internally, clear glaze externally | C18th | Void | |
| D | 1125 | Unglazed Red Earthenware (?) | 1 | 9 | 1 | BS | U/ID | U/Dec | C18th | Void | Internal surface entirely removed |
| D | 1126 | Blackware | 1 | 4 | 1 | BS | Hollow ware | U/Dec | C17th | 1800 - 1900 | Hard, fine dark red fabric and black glaze int & ext |
| D | 1126 | Blackware | 1 | 5 | 1 | BS | Hollow ware | U/Dec | C17th | 1800 - 1900 | Abraded |
| D | 1126 | BSGSW | 1 | 3 | 1 | BS | Hollow ware | Brown int & ext | C18th - EC19th | 1800 - 1900 | |
| D | 1126 | Creamware | 1 | 4 | 1 | Footring base | Plate | U/Dec | c.1740 - c.1820 | 1800 - 1900 | |
| D | 1126 | Late Blackware | 18 | 144 | 18 | BS | Hollow ware | Black glaze int & ext | C18th | 1800 - 1900 | |
| D | 1126 | Late Blackware | 1 | 25 | 1 | Handle | Hollow ware | Dark glaze on a brick red body | C18th | 1800 - 1900 | |
| D | 1126 | Late Blackware | 1 | 2 | 1 | Rim | Hollow ware | U/Dec | C18th | 1800 - 1900 | Everted rim |
| D | 1126 | Mottled ware | 1 | 20 | 1 | Base | Hollow ware | Mottled glaze int & ext, latter above base | C18th | 1800 - 1900 | |
| D | 1126 | Mottled ware | 1 | 9 | 1 | Rim | Hollow ware | White slip lines ext on top of rim and on neck; mottled glaze int & ext | C18th | 1800 - 1900 | |
| D | 1126 | Mottled ware | 1 | 3 | 1 | Handle | Mug/cup | Mottled glaze int & ext | C18th | 1800 - 1900 | |
| D | 1126 | Mottled ware | 2 | 1 | 1 | Rim | Hollow ware | Mottled glaze int & ext | C18th | 1800 - 1900 | |
| D | 1126 | Mottled ware | 1 | 11 | 1 | BS | Hollow ware | Mottled glaze int & ext | C18th | 1800 - 1900 | |
| D | 1126 | Mottled ware | 1 | 1 | 1 | BS | Hollow ware | Mottled glaze int & ext; raised ridge ext | C18th | 1800 - 1900 | |
| D | 1126 | Mottled ware | 1 | 4 | 1 | BS | Hollow ware | Mottled glaze on a buff body | C18th | 1800 - 1900 | |
| D | 1126 | Porcelain | 1 | 7 | 1 | Rim | Cup/bowl | Floral and geometric design ext | C18th | 1800 - 1900 | Chinese import |
| D | 1126 | Redware | 2 | 21 | 2 | BS | Flatware | Clear glaze int, red slip ext | C17th - EC18th | 1800 - 1900 | |
| D | 1126 | White Salt Glazed Stoneware | 1 | 9 | 1 | Recessed base | Plate | U/Dec | c.1720 - c.1780 | 1800 - 1900 | |
| D | 1126 | White Salt Glazed | 2 | 12 | 2 | Rim | Flatware | U/Dec | c.1720 - c.1780 | 1800 - 1900 | |

Table 6. Pottery from Phase 5

| Tr/Area | Context | Type | No. | Wt. | ENV | Part | Form | Decoration | Date range | CTP dep date | Notes |
|---------|---------|------------------------|-----|-----|-----|-------------------|-------------|--------------------------------------------------------------------|-----------------|--------------|----------------------------------------------------------------|
| | | Stoneware | | | | | | | | | |
| D | 1132 | Late Blackware | 3 | 46 | 2 | BS | Hollow ware | U/Dec | C18th | 1680 - 1750 | Bright orange fabric with white streaks |
| D | 1132 | Slip coated ware | 1 | 5 | 1 | Handle & BS | Hollow ware | Red slip ext under clear glaze | C18th | 1680 - 1750 | |
| D | 1133 | Blackware | 1 | 5 | 1 | BS | Hollow ware | Black glaze ext only | C17th | 1800 - 1900 | Costrel or flask |
| D | 1133 | C17th Coarseware | 1 | 96 | 1 | Rim | Pancheon | Clear glaze int | C17th | 1800 - 1900 | Very heavy rim; chipped and abraded |
| D | 1133 | Cistercian / Blackware | 1 | 4 | 1 | Rim | Hollow ware | Black glaze int & ext | C16th - C17th | 1800 - 1900 | Difficult to distinguish between Blackware and Cistercian ware |
| D | 1133 | Cistercian ware | 1 | 1 | 1 | Handle | Cup/tyg | Brown glaze | C16th - C17th | 1800 - 1900 | Could be Blackware (C17th) |
| D | 1133 | Late Blackware | 1 | 1 | 1 | BS | Hollow ware | Black glaze int & ext | C18th | 1800 - 1900 | |
| D | 1133 | Mottled Coarseware | 1 | 9 | 1 | BS | Hollow ware | Dark glaze int & ext | C18th | 1800 - 1900 | Dense red body |
| D | 1133 | Redware | 2 | 25 | 2 | Rim | Dish | Clear glaze int | C17th - EC18th | 1800 - 1900 | Chipped and abraded |
| D | 1133 | Redware type | 1 | 7 | 1 | BS | Dish | Clear glaze on pale buff/white slip int on an orange body int only | C17th - EC18th | 1800 - 1900 | Relatively unabraded |
| D | 1133 | Slip coated ware | 6 | 151 | 1 | Profile | Dish | Dark red slip internally under glaze giving a black finish | C18th | 1800 - 1900 | Wheel thrown dish; cf. Silkstone |
| D | 1133 | Slipware type 1 | 1 | 53 | 1 | Rim | Dish | Zig-zag trailed white slip line around the rim, internally | C17th - EC18th | 1800 - 1900 | |
| D | 1133 | Tin Glazed Earthenware | 1 | 7 | 1 | BS | Flatware | U/Dec | C17th - C18th | 1800 - 1900 | Very heavily abraded, most of the glaze has been removed |
| D | 1133 | TP Pearlware | 1 | 10 | 1 | Rim | Plate | Chinese landscape and border; ?Willow | c.1780 - c.1840 | 1800 - 1900 | |
| D | 1157 | Late Blackware | 1 | 2 | 1 | Rim | Hollow ware | Black glaze int & ext on a red body | C18th | 1830 - 1870 | |
| D | 1157 | Redware type | 1 | 14 | 1 | Handle | Hollow ware | Thin patchy clear glaze | C17th - C18th | 1830 - 1870 | Unusual form |
| D | 1157 | Slip coated Redware | 2 | 8 | 2 | BS | Dish | Clear glaze int on a thin layer of white slip | C17th - EC18th | 1830 - 1870 | |
| D | 1157 | Slipware | 2 | 10 | 2 | Flatware | Dish | Red slip under glaze with trailed white slip trailed lines | C18th | 1830 - 1870 | |
| D | 1189 | BGCW | 1 | 78 | 1 | Base | Hollow ware | Black shiny glaze int & ext | C18th | 1800 - 1900 | Hard, dense red fabric; could be a Coarse Blackware type |
| D | 1189 | BGFW | 1 | 3 | 1 | BS | Hollow ware | Brown glaze int & ext | C18th | 1800 - 1900 | |
| D | 1189 | Creamware | 1 | 4 | 1 | BS | Hollow ware | Relief banded vessel | c.1740 - c.1820 | 1800 - 1900 | |
| D | 1189 | Late Blackware | 1 | 4 | 1 | BS & handle stump | Hollow ware | Very shiny black glaze int & ext | C18th | 1800 - 1900 | |
| D | 1189 | Late Blackware | 9 | 167 | 1 | Base & BS | Hollow ware | Black shiny glaze int & ext | C18th | 1800 - 1900 | cf. 1125; could be cross-joins; white deposit int |
| D | 1189 | Porcelain | 1 | 5 | 1 | Ring foot base | Cup/bowl | U/Dec | C18th | 1800 - 1900 | ?Chinese |
| D | 1189 | Redware | 2 | 12 | 2 | BS | Bowl/dish | Clear glaze int | C17th - EC18th | 1800 - 1900 | Abraded |
| D | 1189 | Slip coated Redware | 1 | 14 | 1 | Rim & BS | Dish | Clear glaze int over white slip int | C17th - EC18th | 1800 - 1900 | Abraded |
| D | 1192 | BGCW | 1 | 4 | 1 | BS | Hollow ware | Brown glaze int & ext | C18th | 1700 - 1780 | Abraded, probably in water |

Table 6. Pottery from Phase 5

| Tr/Area | Context | Type | No. | Wt. | ENV | Part | Form | Decoration | Date range | CTP dep date | Notes |
|---------|-----------|------------------|-------------|--------------|------------|------|-------------|-----------------------------------------|------------|--------------|-----------------------------------------|
| D | 1192 | BGCW | 1 | 8 | 1 | BS | Hollow ware | Brown glaze int & ext | C18th | 1700 - 1780 | Abraded, probably in water |
| D | 1192 | BGFW | 1 | 3 | 1 | BS | Hollow ware | Brown glaze int & ext | C18th | 1700 - 1780 | Unabraded |
| D | 1209 | Late Blackware | 1 | 9 | 1 | BS | Hollow ware | Brown, slightly mottled glaze int & ext | C18th | 1690 - 1740 | |
| D | 1133/1157 | Slip coated ware | 5 | 69 | 1 | Rim | Jar | Red slip int & ext on an orange fabric | C18th | 1800 - 1900 | Jar with overhanging rim; cf. Silkstone |
| | | Total | 1051 | 12736 | 938 | | | | | | |

Table 6. Pottery from Phase 5

early 18th- century type. Formal tablewares were notable by their absence from these contexts, setting them apart from the others in this phase.

Contexts 1161, 1164 and 1178 included significant quantities of White Salt Glazed Stoneware (including a sherd with enamelled decoration shown in Plate 6), occasional sherds of Creamware and a possible sherd of Pearlware alongside vernacular tablewares. Residual material appeared to be somewhat rarer in these contexts than in others from the site.

Whether these distinctions represent a chronological divide into earlier 18th and mid to later 18th-century groups or whether they are the result of chance factors in the discard of pottery on the site is unclear from the data available and is an issue that might be re-examined should an opportunity for a reassessment of the stratigraphic and structural data become available.

Phase 5

The contexts ascribed to Phase 5 produced a large and diverse assemblage of pottery (Table 6) and, as elsewhere, there is some evidence of differentiation within the phase into earlier and later groups of contexts. The earlier contexts contain predominantly mid to later 18th-century wares usually with a significant residual element of 17th and earlier 18th-century pottery. The later groups include 19th-century wares alongside 17th and 18th-century material. In contrast to Phase 4, formal tablewares (White Salt Glazed Stoneware, Pearlware and Creamware) are present in significant quantities throughout the earlier sub-phase and as a residual element where 19th-century wares point to a later date of deposition. This broad division of the contexts into earlier and later sub-phases is summarised in Table 7.

| Area | Earlier contexts (excluding 19th-century wares) | Later contexts (including 19th-century wares) |
|---------|------------------------------------------------------------------|-----------------------------------------------|
| Tr. 18 | 287, 288 | 253, 278, |
| B | | 1020, 1022, |
| B1 | 1079, 1121, 1128, 1145, 1154, 1197 | 1028, 1078, 1082, 1086, 1120(?) |
| B1 / B2 | | 1098, 1097(?) |
| B2 | 1049, 1077, 1095, 1116, 1122, 1131 | 1069, 1102, 1105, |
| B/D | | 1037 |
| C | 1056, 1111 | 1069, 1084, 1089, 1104, |
| D | 1063, 1121, 1124, 1125, 1126, 1132, 1133, 1157, 1189, 1192, 1209 | 1099, |

Table 7. Proposed chronological subdivisions within Phase 5

Within these groups there were also some indications of differentiation between individual contexts. Contexts 1020, 1022 and 1086 differed markedly in the quantities of residual 18th-century pottery with 1022 producing only occasional sherds while 1020 produced a significant quantity of White Salt Glazed Stonewares, Creamwares and Pearlwares. In this respect context 1086 resembled context 1022. It seems likely that different formation processes were responsible for the characteristics of the two types of assemblage, an issue which has proved significant in terms of early modern and recent pottery assemblages elsewhere (Cumberpatch in prep.).

Contexts 1120 and 1097 have been placed in the later group of contexts although this could be challenged for different reasons in each case. Context 1097 produced only one very small sherd of Brown Glazed Coarseware which hardly constitutes a reliable basis upon which to determine the date range of a context. In contrast, context 1120 produced a large and diverse assemblage of pottery which included 19th-century wares. It may be of significance to note that while the group includes Creamwares and Pearlwares (the latter in small quantities), Whitewares are absent and it is possible that those wares which are of 19th-century date belong to the first half of the century and predate the appearance of the Whitewares. If this is the case, then 1120 may, in chronological terms, lie between the two principal groups of contexts in Phase 5.

Phase 6

In contrast with earlier phases, the majority of contexts in Phase 6 appeared to be broadly chronologically homogeneous (Table 8). Only context 1110 stood out by virtue of its apparently earlier character and is discussed further below.

Area B and Trench 18

Contexts 214 and 1017 produced a very diverse group of pottery containing 18th and 19th-century wares, but dated by the mid to later 19th-century wares. It is probably significant that a great deal of the pottery was water-worn and appeared to have spent a considerable length of time in an active watercourse. The description of the deposit as being a 'reddish-brown silty sand levelling deposit' raises the possibility that it consisted, at least in part, of material dredged from the river for the purpose of levelling the site. It is unclear, in view of the statement 'This deposit (1017=214) was subsequently removed by machine after the recovery of the artefacts for dating purposes' (ASWYAS 2006, para 4.73), as to what proportion of the possible pottery assemblage was recovered and nor is it clear what criteria were used to structure the recovery of pottery and other finds. In view of this the group is of only limited value as a source of comparative data. Context 214 is unusual in that it produced no clay tobacco pipes, unlike context 1017 which yielded an assemblage of comparable date to the pottery.

Context 1021 was also largely removed by machine, raising the same issues as noted above in connection with context 1017 (ASWYAS 2006, para 4.74). The pottery differed from that

| Tr/Area | Context | Type | No. | Wt. | ENV | Part | Form | Decoration | Date range | CTP dep date | Notes |
|---------|---------|---------------------|-----|-----|-----|-------------|--------------|-------------------------------------------------------------|-----------------|--------------|-------------------------------------------------------|
| 17 | 215 | BGCW | 1 | 49 | 1 | BS | Pancheon | Brown glaze int | C18th - C19th | 1680 - 1780 | |
| 17 | 215 | Blue Banded ware | 1 | 2 | 1 | BS | Hollow ware | Narrow blue slip lines ext | C19th | 1680 - 1780 | |
| 17 | 215 | BSGSW | 2 | 232 | 1 | Base | Jar/flagon | Brown stoneware | C19th | 1680 - 1780 | |
| 17 | 215 | BSGSW | 2 | 18 | 1 | Rim | Hollow ware | Incised lines below rim | C19th | 1680 - 1780 | Lid seated rim - souse jar or pickle jar |
| 17 | 215 | BSGSW | 1 | 18 | 1 | Handle & BS | Hollow ware | Thumb impressed base of handle | C18th - C19th | 1680 - 1780 | |
| 17 | 215 | BSGSW | 1 | 7 | 1 | BS | Hollow ware | U/Dec | C18th | 1680 - 1780 | |
| 17 | 215 | C17th Coarseware | 1 | 24 | 1 | BS | Open vessel | Green glaze int. only | C17th | 1680 - 1780 | Sooted ext |
| 17 | 215 | Cane Coloured ware | 1 | 5 | 1 | BS | Hollow ware | U/Dec | C19th | 1680 - 1780 | |
| 17 | 215 | Creamware | 2 | 6 | 2 | BS | Hollow ware | U/Dec | c.1740 - c.1820 | 1680 - 1780 | One sherd crazed and discoloured |
| 17 | 215 | Late Blackware | 4 | 52 | 5 | BS | Hollow ware | Black shiny glaze int & ext; one sherd with applied strip | C18th | 1680 - 1780 | Hard dark red body |
| 17 | 215 | Late Blackware | 2 | 26 | 2 | BS | Hollow ware | Black shiny glaze int & ext | C18th | 1680 - 1780 | Brick red fabric |
| 17 | 215 | Mocha ware | 2 | 7 | 2 | BS | Hollow ware | Pale blue mocha trees on a white slip band | C19th | 1680 - 1780 | |
| 17 | 215 | Pearlware | 2 | 35 | 1 | Base | Mug/tankard | Footed base | c.1780 - c.1840 | 1680 - 1780 | |
| 17 | 215 | Slip Banded CC ware | 2 | 14 | 2 | Rim & BS | Hollow ware | Diffuse blue slip bands and wider white slip bands | C19th | 1680 - 1780 | May be part of the Mocha ware vessel |
| 17 | 215 | Slip Banded CC ware | 1 | 32 | 1 | Rim | Bowl | Diffuse blue band below rim | M - LC19th | 1680 - 1780 | Folded rim with internal cavity |
| 17 | 215 | Slip Banded ware | 1 | 20 | 1 | Rim | Hollow ware | Broad blue band with narrow dark bands above and below | C19th | 1680 - 1780 | |
| 17 | 215 | Slipware type 1 | 1 | 13 | 1 | Rim | Dish/bowl | Wavy trailed white slip line around rim | C17th - EC18th | 1680 - 1780 | |
| 17 | 215 | Stoneware | 1 | 350 | 1 | Base | Jar | Pale grey stoneware | C19th | 1680 - 1780 | |
| 17 | 215 | Stoneware | 3 | 274 | 1 | Base | Bottle | Pale grey stoneware | C19th | 1680 - 1780 | |
| 17 | 215 | Stoneware | 3 | 32 | 3 | BS | U/ID | Pale green stoneware | C19th | 1680 - 1780 | |
| 17 | 215 | TP Whiteware | 1 | 19 | 1 | BS | Jar | Printed label; BF symbol and parts of words around monogram | M - LC19th | 1680 - 1780 | Retailers crest; Printed '... & FOR... / ...NCHESTER' |
| 17 | 215 | Whiteware | 1 | 24 | 1 | Profile | Jar | U/Dec | C19th | 1680 - 1780 | Utilitarian ware jar; recessed base |
| 18 | 214 | BGCW | 1 | 100 | 1 | Base | Pancheon | Brown glaze int | C18th - C19th | Void | |
| 18 | 214 | Blackware | 1 | 4 | 1 | BS | Bottle/flask | Black glaze ext, unglazed int | C17th | Void | Water-worn |
| 18 | 214 | BSGSW | 2 | 23 | 1 | Handle | Hollow ware | U/Dec | C18th - C19th | Void | Lateral handle |
| 18 | 214 | BSGSW | 1 | 9 | 1 | BS | Hollow ware | U/Dec | C18th - C19th | Void | |
| 18 | 214 | Cane Coloured ware | 2 | 6 | 2 | BS | Hollow ware | U/Dec | C19th | Void | |
| 18 | 214 | Edged ware | 1 | 7 | 1 | Rim | Plate | Moulded edge grass pattern with blue paint | c.1810 - c.1830 | Void | |
| 18 | 214 | Slip Banded ware | 1 | 2 | 1 | BS | Hollow ware | Rilled band with blue paint and brown slip lines above | C19th | Void | Water worn |
| 18 | 214 | Sponged ware | 1 | 11 | 1 | Handle | Hollow ware | Blue sponging on handle | c.1830+ | Void | |
| 18 | 214 | Whiteware | 1 | 6 | 1 | Handle | Hollow ware | U/Dec | M - LC19th | Void | Crazed and discoloured, water worn |
| B | 1017 | BGCW | 3 | 46 | 3 | BS | Hollow ware | Brown glaze int & ext | C18th - C19th | 1800 - 1900 | |

Table 8. Pottery from Phase 6

| Tr/Area | Context | Type | No. | Wt. | ENV | Part | Form | Decoration | Date range | CTP dep date | Notes |
|---------|---------|--------------------|-----|-----|-----|----------------|----------------|----------------------------------------------------------------------------------|-----------------|--------------|----------------------------------------------------------|
| B | 1017 | BGCW | 7 | 240 | 7 | BS | Pancheon | Brown glaze int | C18th - C19th | 1800 - 1900 | |
| B | 1017 | BGCW | 6 | 304 | 6 | BS | Pancheon | Brown glaze int | C18th - C19th | 1800 - 1900 | Water worn sherds |
| B | 1017 | BGCW | 1 | 70 | 1 | Lug handle | Jar | Brown glaze int & ext | C18th - C19th | 1800 - 1900 | Water worn edges |
| B | 1017 | BGCW | 1 | 78 | 1 | Base | Hollow ware | Brown glaze int & ext | C18th - C19th | 1800 - 1900 | |
| B | 1017 | BGCW | 1 | 47 | 1 | Strap handle | Hollow ware | Black glaze int & ext | C18th - C19th | 1800 - 1900 | Water worn edges |
| B | 1017 | BGCW | 1 | 82 | 1 | Rim | Pancheon | Brown glaze int | C18th - C19th | 1800 - 1900 | Sharply everted rim |
| B | 1017 | BGCW | 1 | 72 | 1 | Rim | Pancheon | Brown glaze int | C18th - C19th | 1800 - 1900 | Everted rim |
| B | 1017 | BGCW | 1 | 197 | 1 | Rim | Pancheon | Brown glaze int; deep groove on external edge of rim | C18th - C19th | 1800 - 1900 | Heavy rim; water worn edges |
| B | 1017 | BGCW | 1 | 110 | 1 | Rim | Pancheon | Brown glaze int; deep groove on external edge of rim | C18th - C19th | 1800 - 1900 | Flat topped rim; water worn edges |
| B | 1017 | Blue Banded ware | 3 | 110 | 1 | Ring foot base | Bowl | Rilled band with blue paint above base; underglaze painted floral design on body | EC19th | 1800 - 1900 | Water worn and discoloured but appears to be a Pearlware |
| B | 1017 | Blue Banded ware | 1 | 10 | 1 | BS | Hollow ware | Dark brown line and broad blue band ext | C19th | 1800 - 1900 | |
| B | 1017 | Blue Banded ware | 1 | 6 | 1 | BS | Hollow ware | Narrow light blue slip lines ext | C19th | 1800 - 1900 | Water worn edges |
| B | 1017 | Blue Banded ware | 1 | 5 | 1 | Rim | Bowl | Dark brown slip line below rim, broad blue band on body | C19th | 1800 - 1900 | Water worn edges |
| B | 1017 | Blue Bodied ware | 1 | 4 | 1 | BS | Hollow ware | Relief moulded decoration ext | C19th | 1800 - 1900 | |
| B | 1017 | Bone China | 1 | 1 | 1 | Rim | Hollow ware | Hand painted overglaze red design ext | C19th | 1800 - 1900 | |
| B | 1017 | BSGSW | 3 | 65 | 1 | BS | Hollow ware | Rouletted band & repeated flower-like stamped motifs | C19th | 1800 - 1900 | Blistered glaze, water worn |
| B | 1017 | BSGSW | 1 | 19 | 1 | Base | Bottle | Brown int & ext | M - LC19th | 1800 - 1900 | |
| B | 1017 | BSGSW | 1 | 13 | 1 | Rim | Dish/porringer | Incised lines below rim | C18th - EC19th | 1800 - 1900 | |
| B | 1017 | BSGSW | 2 | 16 | 1 | BS | Hollow ware | Raised ridge ext | C19th | 1800 - 1900 | Water worn edges |
| B | 1017 | BSGSW | 1 | 5 | 1 | Rim | Bowl | Everted rim, incised lines ext | C18th - C19th | 1800 - 1900 | Thin walled vessel |
| B | 1017 | Cane Coloured ware | 1 | 10 | 1 | Handle | Hollow ware | U/Dec | C19th | 1800 - 1900 | |
| B | 1017 | Cane Coloured ware | 1 | 16 | 1 | Base | ?Dish | U/Dec | C19th | 1800 - 1900 | Water worn sherd; concentric grooves on underside |
| B | 1017 | Colour Glazed ware | 1 | 3 | 1 | BS | Flatware | Brown glaze int & ext, moulded rim with raised blobs | C19th | 1800 - 1900 | Water worn sherd |
| B | 1017 | Creamware | 1 | 7 | 1 | Rim | Jar | Beaded rim | c.1740 - c.1820 | 1800 - 1900 | Some discolouration |
| B | 1017 | Creamware | 6 | 39 | 6 | BS | Hollow ware | U/Dec | c.1740 - c.1820 | 1800 - 1900 | Two water worn, all discoloured |
| B | 1017 | Creamware | 1 | 2 | 1 | BS | Hollow ware | U/Dec | c.1740 - c.1820 | 1800 - 1900 | Not abraded |
| B | 1017 | Creamware | 1 | 15 | 1 | BS | Plate | U/Dec | c.1740 - c.1820 | 1800 - 1900 | Water worn and discoloured |
| B | 1017 | Creamware | 1 | 12 | 1 | Recessed base | Plate | U/Dec | c.1740 - c.1820 | 1800 - 1900 | Water worn and discoloured |
| B | 1017 | Creamware | 1 | 2 | 1 | Rim | Small jar | Small beaded rim | c.1740 - c.1820 | 1800 - 1900 | |
| B | 1017 | Creamware | 1 | 2 | 1 | BS | Hollow ware | U/Dec | c.1740 - c.1820 | 1800 - 1900 | Very heavily abraded |
| B | 1017 | Edged ware | 2 | 25 | 2 | Rim | Plate | Moulded 'grass' pattern with blue paint on edge | c.1810 - c.1830 | 1800 - 1900 | Water worn and discoloured |
| B | 1017 | Late Blackware | 2 | 54 | 2 | Base | Hollow ware | Red slip ext under dark glaze on buff | C18th | 1800 - 1900 | Small footed base; Water worn |

Table 8. Pottery from Phase 6

| Tr/Area | Context | Type | No. | Wt. | ENV | Part | Form | Decoration | Date range | CTP dep date | Notes |
|---------|---------|------------------------|-----|-----|-----|----------------|----------------|---------------------------------------------------------------------------------------|-----------------|--------------|--------------------------------------------------------------|
| | | | | | | | | body | | | |
| B | 1017 | Late Blackware type | 1 | 31 | 1 | Ring foot base | Hollow ware | All over dark glaze int & ext | C18th | 1800 - 1900 | Unusual base form; water worn edges |
| B | 1017 | Pearlware | 1 | 55 | 1 | Ring foot base | Hollow ware | U/Dec | c.1780 - c.1840 | 1800 - 1900 | Discoloured, could be Pearlware |
| B | 1017 | Pearlware | 1 | 15 | 1 | Flat base | Dish | U/Dec | c.1780 - c.1840 | 1800 - 1900 | Discoloured with some abrasion |
| B | 1017 | Pearlware | 1 | 26 | 1 | Footed base | Hollow ware | U/Dec | c.1780 - c.1840 | 1800 - 1900 | Discoloured with some abrasion |
| B | 1017 | Pearlware | 2 | 12 | 2 | Recessed base | Plate | U/Dec | c.1780 - c.1840 | 1800 - 1900 | Discoloured with some abrasion |
| B | 1017 | Pearlware | 1 | 2 | 1 | Ring foot base | ?Dish | U/Dec | c.1780 - c.1840 | 1800 - 1900 | Discoloured with some abrasion |
| B | 1017 | Pearlware | 1 | 22 | 1 | Rim | Plate | Moulded edge with overglaze painted detail; green and mustard coloured floral design | c.1780 - c.1840 | 1800 - 1900 | Crazed and discoloured |
| B | 1017 | Pearlware | 4 | 20 | 1 | Base | Mug | Footed base with rilled band | c.1780 - c.1840 | 1800 - 1900 | Fresh breaks |
| B | 1017 | Pearlware | 1 | 6 | 1 | BS | Flatware | U/Dec | c.1780 - c.1840 | 1800 - 1900 | |
| B | 1017 | Pearlware type | 1 | 12 | 1 | Ring foot base | Bowl | Hand painted green leaf and brown stem design ext | LC18th - EC19th | 1800 - 1900 | ?Pearlware or whiteware |
| B | 1017 | Porcelain | 1 | 1 | 1 | Rim | Cup/bowl | Blue printed geometric cellular pattern int; u/id design ext | C17th - EC18th | 1800 - 1900 | Chinese |
| B | 1017 | Redware | 1 | 7 | 1 | BS | Dish/bowl | Clear glaze int only | C17th - EC18th | 1800 - 1900 | Water worn edges |
| B | 1017 | Slip Banded CC ware | 1 | 2 | 1 | Rim | Hollow ware | Blue band below rim | C19th | 1800 - 1900 | |
| B | 1017 | Slipware | 1 | 20 | 1 | BS | Dish | Brown and yellow stripes int; red on white slip | C18th | 1800 - 1900 | Press moulded dish; brick red fabric with thin white streaks |
| B | 1017 | Slipware | 1 | 5 | 1 | BS | Hollow ware | White slip int and white slip band ext | C18th | 1800 - 1900 | Brick red fabric |
| B | 1017 | Sponge printed ware | 1 | 93 | 1 | Base | Flatware | Blue sponge print int | c.1840+ | 1800 - 1900 | Water worn edges |
| B | 1017 | Stoneware | 1 | 190 | 1 | Base | Bottle | U/Dec | M - LC19th | 1800 - 1900 | Green stoneware with water worn edges |
| B | 1017 | Tin Glazed Earthenware | 1 | 16 | 1 | BS | Flatware | Hand painted floral pattern int | C17th - C18th | 1800 - 1900 | Water worn edges but otherwise well preserved |
| B | 1017 | TP Pearlware | 1 | 14 | 1 | BS | Carinated bowl | Unidentified pale blue Chinese landscape | c.1780 - c.1840 | 1800 - 1900 | Slightly discoloured |
| B | 1017 | TP Pearlware | 1 | 14 | 1 | BS | Hollow ware | Unidentified pale blue Chinese landscape | c.1780 - c.1840 | 1800 - 1900 | Water worn and discoloured |
| B | 1017 | TP Pearlware | 1 | 2 | 1 | Rim | Hollow ware | Unidentified pale blue Chinese landscape | c.1780 - c.1840 | 1800 - 1900 | |
| B | 1017 | TP Pearlware | 2 | 7 | 1 | Rim | Plate | Unidentified frieze int; parallel fine concentric lines with chevrons at right angles | c.1780 - c.1840 | 1800 - 1900 | |
| B | 1017 | TP Pearlware | 1 | 17 | 1 | BS | Hollow ware | Floral design ext | M - LC19th | 1800 - 1900 | |
| B | 1017 | TP Pearlware | 3 | 33 | 3 | Rim | Plate | Willow | c.1780 - c.1840 | 1800 - 1900 | Abraded edges |
| B | 1017 | TP Pearlware | 1 | 10 | 1 | Ring foot base | Plate | Willow | c.1780 - c.1840 | 1800 - 1900 | Water worn edges |
| B | 1017 | TP Pearlware | 2 | 10 | 2 | BS | Plate | Willow | c.1780 - c.1840 | 1800 - 1900 | Water worn edges |
| B | 1017 | TP Whiteware | 2 | 13 | 2 | Rim | Plate | Albion | M - LC19th | 1800 - 1900 | |

Table 8. Pottery from Phase 6

| Tr/Area | Context | Type | No. | Wt. | ENV | Part | Form | Decoration | Date range | CTP dep date | Notes |
|---------|---------|-----------------------------|-----|-----|-----|------------------|-------------------|-------------------------------------------------------------------------------|-----------------|--------------|-------------------------------------------------------------------------------|
| B | 1017 | TP Whiteware | 1 | 14 | 1 | Profile | Plate | Unidentified dendritic and stippled design | M - LC19th | 1800 - 1900 | |
| B | 1017 | TP Whiteware | 1 | 3 | 1 | BS | Flatware | Unidentified pale blue landscape design int & ext | M - LC19th | 1800 - 1900 | Abraded with rounded edges |
| B | 1017 | TP Whiteware | 1 | 9 | 1 | Rim | Flatware | Unusual star and spot design int | M - LC19th | 1800 - 1900 | Water worn and crazed |
| B | 1017 | TP Whiteware | 2 | 49 | 1 | Rim | Plate/server | Willow | M - LC19th | 1800 - 1900 | Thick sherds; some water-related abrasion |
| B | 1017 | TP Whiteware | 1 | 7 | 1 | Rim | Shallow bowl/dish | Curvilinear design int, geometric design ext; both dark blue | M - LC19th | 1800 - 1900 | |
| B | 1017 | TP Whiteware | 1 | 19 | 1 | BS | Server | Curvilinear design int | M - LC19th | 1800 - 1900 | Water worn edges except where freshly broken |
| B | 1017 | TP Whiteware | 2 | 13 | 1 | Footring base | Plate | Willow | M - LC19th | 1800 - 1900 | Water worn edges |
| B | 1017 | TP Whiteware | 1 | 1 | 1 | Rim | Hollow ware | Blue design int & ext; unidentified | M - LC19th | 1800 - 1900 | Water worn |
| B | 1017 | TP Whiteware | 1 | 2 | 1 | BS | Hollow ware | Dark blue design ext; unidentified | M - LC19th | 1800 - 1900 | |
| B | 1017 | TP Whiteware | 1 | 3 | 1 | BS | Plate | Unidentified blue TP designs int & ext | M - LC19th | 1800 - 1900 | Water worn and discoloured |
| B | 1017 | White Salt Glazed Stoneware | 1 | 15 | 1 | Ring foot base | Hollow ware | U/Dec | c.1720 - c.1780 | 1800 - 1900 | Water worn sherd; rounded ring foot base |
| B | 1017 | Whiteware | 1 | 2 | 1 | BS | Hollow ware | Blue design of unidentified type | M - LC19th | 1800 - 1900 | |
| B | 1017 | Whiteware type | 2 | 3 | 1 | BS | Dish/bowl | Yellow surfaces int & ext with hand painted overglaze abstract red design int | C19th | 1800 - 1900 | Unusual sherd |
| B | 1017 | YGCW | 3 | 84 | 3 | BS | Bowl/pancheon | White slip int with clear glaze | C18th - C19th | 1800 - 1900 | Water worn edges |
| B | 1017 | YGCW | 1 | 302 | 1 | Base | Pancheon | White slip int under clear glaze | C18th - C19th | 1800 - 1900 | Water worn edges |
| B | 1021 | BGFW | 1 | 10 | 1 | BS | Hollow ware | U/Dec | C18th | 1840 - 1880 | Flaked glaze, orange fabric |
| B | 1021 | Blackware | 1 | 13 | 1 | BS | Hollow ware | U/Dec | C17th | 1840 - 1880 | Thick sherd but more like Blackware than Late Blackware |
| B | 1021 | Blue Banded ware | 5 | 28 | 5 | BS | Hollow ware | Thin blue slip lines around body ext | C19th | 1840 - 1880 | |
| B | 1021 | Blue Banded ware | 1 | 3 | 1 | Base | Mug | Blue band above footed base | C19th | 1840 - 1880 | |
| B | 1021 | Blue Bodied ware | 13 | 71 | 1 | Rim, BS & handle | Jug | Relief moulded design with overglaze silver detailing | C19th | 1840 - 1880 | See also context 1105 |
| B | 1021 | Blue Bodied ware | 1 | 12 | 1 | BS | jug | Pale blue ext, white int | C19th | 1840 - 1880 | |
| B | 1021 | BSGSW | 1 | 143 | 1 | Base | Bottle | Brown int & ext | C19th | 1840 - 1880 | |
| B | 1021 | BSGSW | 1 | 14 | 1 | BS | Bottle | Brown ext, mottled green int | C19th | 1840 - 1880 | |
| B | 1021 | Fine Redware | 1 | 5 | 1 | BS | Hollow ware | U/Dec | C18th - EC19th | 1840 - 1880 | |
| B | 1021 | Late Blackware type | 1 | 3 | 1 | BS | Hollow ware | Black glaze int & ext on white body | C18th | 1840 - 1880 | Unusual fabric for Late Blackware |
| B | 1021 | Late Blackware type | 2 | 46 | 1 | BS | Hollow ware | Black glaze int & partially ext | C18th | 1840 - 1880 | Rather coarser than normal late Blackware but the pattern of glaze is similar |
| B | 1021 | Late Blackware type | 1 | 7 | 1 | BS | Hollow ware | Black glaze int & ext | C18th | 1840 - 1880 | Dark orange body; slightly coarser than normal Late Blackware |
| B | 1021 | Mottled ware | 1 | 2 | 1 | BS | Hollow ware | Rilled band | C18th | 1840 - 1880 | Heavily burnt |
| B | 1021 | Pearlware | 1 | 4 | 1 | Handle | Hollow ware | Fluted handle | LC18th - C19th | 1840 - 1880 | Could be Whiteware |

Table 8. Pottery from Phase 6

| Tr/Area | Context | Type | No. | Wt. | ENV | Part | Form | Decoration | Date range | CTP dep date | Notes |
|---------|---------|--------------------------|-----|-----|-----|----------------|----------------|--------------------------------------------------------------------------|-----------------|--------------|-------------------------------------------------------------------------------------|
| B | 1021 | Pearlware type | 1 | 8 | 1 | Rim | Cup/bowl | Hand painted blue band and blue floral frieze ext | LC18th - C19th | 1840 - 1880 | Unusual sherd with a matte surface |
| B | 1021 | Stoneware | 1 | 16 | 1 | BS | Bottle | Green int & ext | M - LC19th | 1840 - 1880 | Heavily water worn |
| B | 1021 | Stoneware | 1 | 14 | 1 | Shoulder | Bottle | Green int & ext | M - LC19th | 1840 - 1880 | |
| B | 1021 | TP Whiteware | 6 | 36 | 1 | BS | Hollow ware | Black TP design with overglaze painted detail and caption; THE PLAYMATES | C19th | 1840 - 1880 | See also context 1098 for similar sherds |
| B | 1021 | TP Whiteware | 2 | 7 | 2 | BS | Flatware | Willow | M - LC19th | 1840 - 1880 | |
| B | 1021 | TP Whiteware | 2 | 11 | 2 | Rim | Flatware | Barker's Gem | 1839 - 1893 | 1840 - 1880 | |
| B | 1021 | TP Whiteware | 1 | 1 | 1 | BS | Flatware | U/ID design | M - LC19th | 1840 - 1880 | |
| B | 1021 | TP Whiteware | 1 | 2 | 1 | Rim | Hollow ware | Flow Blue style frieze int and plant motif ext | c.1835+ | 1840 - 1880 | |
| B | 1021 | Unglazed Red Earthenware | 1 | 23 | 1 | Base | Flowerpot | U/Dec | C18th - C19th | 1840 - 1880 | |
| B | 1021 | White Ironstone type | 4 | 110 | 3 | Rim & BS | Flatware | Vine and grape frieze around body | M - LC19th | 1840 - 1880 | |
| C | 1019 | BGCW | 1 | 42 | 1 | BS | Hollow ware | Brown glaze int only | C18th - C19th | 1840 - 1870 | |
| C | 1019 | BGFW | 2 | 22 | 2 | Base & BS | Hollow ware | Brown glaze int only | C18th - C19th | 1840 - 1870 | |
| C | 1019 | BGFW | 10 | 156 | 9 | BS | Hollow ware | Brown shiny glaze int & partially ext | LC18th - C19th | 1840 - 1870 | Pattern of glazing resembles late Blackware |
| C | 1019 | BGFW | 1 | 12 | 1 | Rim | Dish | Brown glaze int only | C18th - EC19th | 1840 - 1870 | Everted rim, water worn sherd (could also be late Blackware) |
| C | 1019 | Blue Bodied ware | 2 | 17 | 1 | BS | Hollow ware | Relief moulded decoration ext; towers | C19th | 1840 - 1870 | See also ext 1017 for a very similar sherd |
| C | 1019 | BSGSW | 1 | 7 | 1 | BS | Hollow ware | Rouletted band ext | C19th | 1840 - 1870 | |
| C | 1019 | BSGSW | 1 | 5 | 1 | Rim | Bowl | U/Dec | C19th | 1840 - 1870 | Folded rim |
| C | 1019 | Cane Coloured ware | 1 | 19 | 1 | Ring foot base | Bowl | U/Dec | C19th | 1840 - 1870 | Angular ring foot base |
| C | 1019 | Cane Coloured ware | 1 | 8 | 1 | Handle | Hollow ware | U/Dec | C19th | 1840 - 1870 | Water worn sherd |
| C | 1019 | Colour Glazed ware | 1 | 25 | 1 | Handle & BS | Hollow ware | Streaky mottled glaze int & ext | C19th | 1840 - 1870 | Water worn edges |
| C | 1019 | Creamware | 1 | 5 | 1 | Footring base | Dish/soup bowl | U/Dec | c.1740 - c.1780 | 1840 - 1870 | Soup plate |
| C | 1019 | Late Blackware type | 12 | 563 | 12 | Rim & BS | Hollow ware | Brown shiny glaze int & partially ext | LC18th - C19th | 1840 - 1870 | Large vessel, dark red fine fabric; one sherd with white deposit and fabric imprint |
| C | 1019 | Mocha ware | 1 | 43 | 1 | Rim | Bowl | Blue and white bands, blue mocha tree on cane coloured body | C19th | 1840 - 1870 | Folded rim with internal cavity |
| C | 1019 | Mocha ware | 1 | 9 | 1 | BS | Hollow ware | Blue mocha tree on a white slip band with blue line above | C19th | 1840 - 1870 | |
| C | 1019 | Mocha ware | 1 | 8 | 1 | BS | Hollow ware | Black mocha tree on a buff band | C19th | 1840 - 1870 | Discoloured |
| C | 1019 | Slip Banded CC ware | 11 | 129 | 11 | Rim & BS | Carinated bowl | Blue and white slip lines and bands ext on cane coloured body | C19th | 1840 - 1870 | |
| C | 1019 | Slip Banded ware | 1 | 9 | 1 | BS | Hollow ware | Blue band and narrow black slip lines ext | C19th | 1840 - 1870 | |
| C | 1019 | Stoneware | 2 | 40 | 2 | BS | Hollow ware | Green stoneware with iron wash band on one sherd | M - LC19th | 1840 - 1870 | |

Table 8. Pottery from Phase 6

| Tr/Area | Context | Type | No. | Wt. | ENV | Part | Form | Decoration | Date range | CTP dep date | Notes |
|---------|---------|-----------------------------|-----|-----|-----|----------|----------------|----------------------------------------------------------------------------------|-----------------|--------------|--------------------------------------------------------|
| C | 1019 | Whiteware | 1 | 20 | 1 | BS | Hollow ware | U/Dec | M - LC19th | 1840 - 1870 | Crazed glaze |
| C | 1019 | Whiteware | 1 | 15 | 1 | Rim | Dish/soup bowl | U/Dec | M - LC19th | 1840 - 1870 | Crazed and discoloured |
| C | 1054 | Blue Banded ware | 2 | 11 | 2 | BS | Hollow ware | Broad blue bands and thinner black lines | C19th | 1830 - 1870 | |
| C | 1054 | Blue Banded ware | 1 | 5 | 1 | Rim | Hollow ware | Rilled band with blue paint and dark lines above and below | LC18th - C19th | 1830 - 1870 | Almost a Creamware body |
| C | 1054 | Blue Banded ware | 1 | 6 | 1 | Rim | Hollow ware | Rilled band with dark slip lines above and below | LC18th - C19th | 1830 - 1870 | Almost a Creamware body |
| C | 1054 | C17th Coarseware | 1 | 19 | 1 | BS | Open vessel | Clear glaze int | C17th - EC18th | 1830 - 1870 | Sooted ext |
| C | 1054 | Creamware | 1 | 2 | 1 | BS | Hollow ware | Thin black slip/turned decoration ext | c.1740 - c.1820 | 1830 - 1870 | |
| C | 1054 | Late Blackware | 1 | 6 | 1 | BS | Hollow ware | Black glaze int & ext | C18th | 1830 - 1870 | Dark orange body with thin white streaks |
| C | 1054 | Sponged ware | 1 | 3 | 1 | Rim | Hollow ware | Blue sponged decoration int & ext | c.1830+ | 1830 - 1870 | |
| C | 1054 | Stoneware | 1 | 1 | 1 | BS | Hollow ware | Buff stoneware with a blob of dark glaze | C18th - C19th | 1830 - 1870 | |
| C | 1054 | TP Pearlware | 1 | 1 | 1 | Rim | Plate | Willow | c.1780 - c.1840 | 1830 - 1870 | |
| C | 1054 | TP Pearlware | 1 | 1 | 1 | BS | Hollow ware | U/ID TP design ext | c.1780 - c.1840 | 1830 - 1870 | |
| C | 1054 | White Salt Glazed Stoneware | 1 | 2 | 1 | BS | Hollow ware | U/Dec | c.1720 - c.1780 | 1830 - 1870 | |
| D | 1110 | BGCW | 1 | 28 | 1 | BS | Pancheon | Black glaze int & partially ext | C18th - C19th | 1840 - 1890 | |
| D | 1110 | BGCW | 1 | 21 | 1 | BS | Hollow ware | Black glaze int & ext | C18th - C19th | 1840 - 1890 | |
| D | 1110 | BSGSW | 1 | 1 | 1 | BS | Hollow ware | U/Dec | C18th - C19th | 1840 - 1890 | |
| D | 1110 | BSGSW | 1 | 3 | 1 | BS | Hollow ware | Rouletted band ext | LC18th - C19th | 1840 - 1890 | |
| D | 1110 | Creamware | 1 | 4 | 1 | Rim | Bowl | Fluted body | c.1740 - c.1820 | 1840 - 1890 | cf. context 1124 for sherds from a very similar vessel |
| D | 1110 | Creamware | 1 | 1 | 1 | Rim | Cup/bowl | U/Dec | c.1740 - c.1820 | 1840 - 1890 | |
| D | 1110 | Creamware | 1 | 1 | 1 | Rim | Cup/bowl | U/Dec | c.1740 - c.1820 | 1840 - 1890 | |
| D | 1110 | Late Blackware | 1 | 9 | 1 | Base | Hollow ware | Black glaze int only | C18th | 1840 - 1890 | Flat base with some sooting |
| D | 1110 | Late Blackware | 4 | 6 | 4 | Rim & BS | Hollow ware | Black glaze int & ext | C18th | 1840 - 1890 | |
| D | 1110 | Mottled Coarseware | 1 | 7 | 1 | Rim | Dish | White slip with brown mottling int | C18th - EC19th | 1840 - 1890 | |
| D | 1110 | Mottled ware | 3 | 6 | 1 | Rim | Hollow ware | Mottled glaze int & ext with white slip line on top of rim | C18th | 1840 - 1890 | |
| D | 1110 | Mottled ware | 4 | 21 | 4 | BS | Hollow ware | Honey coloured mottled ware int & ext | C18th | 1840 - 1890 | |
| D | 1110 | Pearlware | 1 | 1 | 1 | BS | Hollow ware | U/Dec | c.1780 - c.1840 | 1840 - 1890 | Very small sherd; possible Pearlware |
| D | 1110 | Porcelain | 1 | 1 | 1 | BS | Hollow ware | U/Dec | C18th | 1840 - 1890 | Very small sherd, possibly Chinese |
| D | 1110 | Redware | 1 | 2 | 1 | BS | Hollow ware | Clear glaze int | C17th - EC18th | 1840 - 1890 | |
| D | 1110 | Slip coated ware | 1 | 3 | 1 | Rim | Hollow ware | Short curving trailed white slip lines on top of rim; body of pot is red slipped | C18th | 1840 - 1890 | |
| D | 1110 | Slipware | 1 | 11 | 1 | BS | Hollow ware | Thin layer of white slip int with clear glaze | C17th | 1840 - 1890 | Light sooting ext; hard, dense red body |
| D | 1110 | Slipware | 1 | 7 | 1 | BS | Dish | Thin white slip int with discoloured glaze | Undated | 1840 - 1890 | |

Table 8. Pottery from Phase 6

| Tr/Area | Context | Type | No. | Wt. | ENV | Part | Form | Decoration | Date range | CTP dep date | Notes |
|---------|---------|------------------------|------------|-------------|------------|------|----------|---------------------------------------------|----------------|--------------|-----------------|
| D | 1110 | Slipware type 1 | 1 | 21 | 1 | Rim | Dish | White trailed linear slip design internally | C17th - EC18th | 1840 - 1890 | |
| D | 1110 | Stoneware | 1 | 24 | 1 | Base | Bottle | Green stoneware | M - LC19th | 1840 - 1890 | |
| D | 1110 | Tin Glazed Earthenware | 1 | 2 | 1 | BS | Flatware | Blue concentric lines int | C17th - C18th | 1840 - 1890 | |
| D | 1110 | YGCW | 1 | 3 | 1 | Rim | Dish | Trace of clear glaze int | C17th - C18th | 1840 - 1890 | Heavily abraded |
| | | Total | 307 | 6278 | 267 | | | | | | |

Table 8. Pottery from Phase 6

| Tr/Area | Context | Type | No. | Wt. | ENV | Part | Form | Decoration | Date range | CTP dep date | Notes |
|---------|---------|-----------------------------|-----|-----|-----|----------------|-------------|-------------------------------------------------------------|-----------------|--------------|-------------------------------------------------------------------|
| 17 | 218 | BGCW | 1 | 53 | 1 | BS | Pancheon | Brown glaze int | C18th - C19th | Void | |
| 17 | 218 | Blackware | 1 | 5 | 1 | BS | Hollow ware | Black glaze int & ext | C17th | Void | |
| 17 | 218 | Bone China | 3 | 4 | 1 | Rim | Flatware | U/Dec | C19th | Void | |
| 17 | 218 | Coal Measures Purple ware | 1 | 69 | 1 | Rim & handle | Jar | Brown/purple patchy glaze and finger impressed rim | C15th - C16th | Void | |
| 17 | 218 | Coal Measures Purple ware | 1 | 64 | 1 | Handle & BS | Jar | Brown-purple glaze ext | C16th - C17th | Void | Closer to early BGCW in finish but fabric is a Coal Measures type |
| 17 | 218 | Slip Banded ware | 1 | 5 | 1 | BS | Hollow ware | Brown slip lines ext | C19th | Void | |
| 17 | 218 | Slipware | 1 | 5 | 1 | BS | Hollow ware | White slip int on an orange body; embossed band int | C18th - C19th | Void | Orange body with white streaks |
| 17 | 218 | Stoneware | 1 | 31 | 1 | Rim | Lid | Green stoneware | C19th | Void | Water worn |
| 17 | 218 | White Salt Glazed Stoneware | 1 | 6 | 1 | Ring foot base | Bowl | U/Dec | c.1720 - c.1780 | Void | Angular ring foot base |
| 17 | 218 | YGCW | 1 | 73 | 1 | Rim | Pancheon | White slip int under clear glaze int, unslipped band on rim | C18th - C19th | Void | Water worn |
| 17 | 322 | BGCW | 4 | 91 | 1 | BS | Hollow ware | Black glaze int & partially ext | LC17th - C18th | Void | Distinctive streaky coarse tempered fabric |
| 17 | 322 | BGFW | 1 | 4 | 1 | BS | Hollow ware | Black glaze int & ext | C18th | Void | |
| 17 | 322 | BSGSW | 1 | 137 | 1 | Base | Hollow ware | U/Dec | M - LC19th | Void | |
| 17 | 322 | BSGSW | 3 | 4 | 1 | BS | Hollow ware | Rouletted band ext | C18th - C19th | Void | |
| 17 | 322 | Mottled Coarseware | 2 | 18 | 2 | BS | Hollow ware | Light mottled glaze int, dark glaze ext | C18th | Void | |
| 17 | 322 | Slip coated ware | 1 | 6 | 1 | Rim | Plate | Dark slip under glaze | C18th | Void | Thrown plate |
| 17 | 322 | Slipware | 1 | 5 | 1 | Rim | Flatware | Yellow (white) slip stripe around rim | C18th | Void | |
| 17 | 322 | TP Whiteware | 1 | 28 | 1 | Base | Server | Willow | M - LC19th | Void | |
| A | 1029 | BGCW | 2 | 52 | 2 | BS | Pancheon | Brown glaze int | C18th - C19th | 1830 - 1870 | |
| A | 1029 | BGCW | 4 | 143 | 3 | Rim & BS | Pancheon | Brown glaze int | C18th - C19th | 1830 - 1870 | Abraded edges; water worn |
| A | 1029 | BGCW | 1 | 15 | 1 | BS | Pancheon | Brown glaze int | C18th - C19th | 1830 - 1870 | Abraded edges, may be water worn, may be deliberately smoothed |
| A | 1029 | BGCW | 2 | 24 | 2 | BS | Hollow ware | Brown glaze int & ext | C18th - C19th | 1830 - 1870 | |
| A | 1029 | Blue Banded ware | 1 | 5 | 1 | BS | Hollow ware | Blue bands and a relief moulded line ext | C19th | 1830 - 1870 | |
| A | 1029 | Blue Banded ware | 1 | 1 | 1 | BS | Hollow ware | Rilled band with blue paint ext | C19th | 1830 - 1870 | |
| A | 1029 | Bone China | 2 | 2 | 2 | Rim | Cup/bowl | Chinese landscape ext; Chinese style border int | C19th | 1830 - 1870 | |
| A | 1029 | Bone China | 1 | 2 | 1 | Rim | Flatware | U/Dec | C19th | 1830 - 1870 | Abraded and discoloured |
| A | 1029 | Bone China | 2 | 10 | 2 | BS | Flatware | U/Dec | C19th | 1830 - 1870 | Abraded and discoloured |
| A | 1029 | BSGSW | 1 | 13 | 1 | BS | Hollow ware | U/Dec | C19th | 1830 - 1870 | Water worn and abraded |
| A | 1029 | BSGSW | 1 | 2 | 1 | Handle | Hollow ware | Ridged handle | C19th | 1830 - 1870 | |
| A | 1029 | BSGSW | 1 | 31 | 1 | Handle | Hollow ware | Shallow groove in centre of handle | C18th - C19th | 1830 - 1870 | |
| A | 1029 | Creamware | 1 | 10 | 1 | BS | Flatware | U/Dec | c.1740 - c.1820 | 1830 - 1870 | Water worn and slightly abraded |
| A | 1029 | Creamware | 1 | 2 | 1 | Rim | Plate | U/Dec | c.1740 - c.1820 | 1830 - 1870 | |

Table 9. Pottery from Phase 7

| Tr/Area | Context | Type | No. | Wt. | ENV | Part | Form | Decoration | Date range | CTP dep date | Notes |
|---------|---------|-----------------------|-----|-----|-----|---------------|----------------|---------------------------------------------------------|-----------------|--------------|---------------------------------------------------------------------|
| A | 1029 | Edged ware | 1 | 12 | 1 | Profile | Plate | Wavy edge with dark blue paint; shallow relief moulding | c.1810 - c.1830 | 1830 - 1870 | |
| A | 1029 | Late Blackware | 1 | 27 | 1 | Base | Hollow ware | Black glaze int | C18th | 1830 - 1870 | Water worn body |
| A | 1029 | Late Blackware | 5 | 28 | 5 | BS | Hollow ware | Black glaze int & partially ext | C18th | 1830 - 1870 | Some water worn |
| A | 1029 | Pearlware | 1 | 27 | 1 | Footring base | Plate | U/Dec | LC18th - EC19th | 1830 - 1870 | Bluish tint but also abraded |
| A | 1029 | Slip Banded CC ware | 1 | 10 | 1 | BS | Hollow ware | White slip lines ext | C19th | 1830 - 1870 | Some abrasion |
| A | 1029 | Slip Banded CC ware | 1 | 3 | 1 | Rim | Hollow ware | Brown slip lines below rim | C19th | 1830 - 1870 | Some abrasion |
| A | 1029 | Slip Banded ware | 1 | 5 | 1 | BS | Carinated bowl | Blue band, brown and grey slip lines ext | C19th | 1830 - 1870 | Abraded edges; water worn |
| A | 1029 | Stoneware | 1 | 11 | 1 | BS | Hollow ware | U/Dec | M - LC19th | 1830 - 1870 | Green stoneware |
| A | 1029 | TP Whiteware | 1 | 43 | 1 | Footring base | Plate | Eton College | M - LC19th | 1830 - 1870 | Water worn, crazed and abraded; could be Pearlware |
| A | 1029 | TP Whiteware | 2 | 16 | 2 | BS | Hollow ware | Chinese landscape ext | M - LC19th | 1830 - 1870 | Slightly abraded |
| A | 1029 | TP Whiteware | 1 | 11 | 1 | Rim | Plate | Willow | M - LC19th | 1830 - 1870 | Abraded and water worn |
| A | 1029 | TP Whiteware | 1 | 1 | 1 | Rim | Hollow ware | Criss-cross ribbon design int & ext | M - LC19th | 1830 - 1870 | |
| A | 1029 | TP Whiteware | 1 | 3 | 1 | Rim | Hollow ware | Flow Blue style frieze int and plant motif ext | c.1835+ | 1830 - 1870 | |
| A | 1029 | TP Whiteware | 1 | 6 | 1 | BS | Hollow ware | Floral design ext | M - LC19th | 1830 - 1870 | Crazed and discoloured |
| A | 1029 | TP Whiteware | 1 | 3 | 1 | BS | Hollow ware | Architectural design ext | M - LC19th | 1830 - 1870 | Water worn |
| A | 1029 | TP Whiteware | 1 | 12 | 1 | Handle & BS | Hollow ware | Vine leaf and grape frieze internally | M - LC19th | 1830 - 1870 | Abraded edges; water worn |
| A | 1029 | Whiteware | 4 | 27 | 4 | BS | Hollow ware | U/Dec | M - LC19th | 1830 - 1870 | Slightly discoloured, some evidence of water abrasion |
| B2 | 1051 | BGCW | 1 | 58 | 1 | Rim | Pancheon | Brown glaze int; deep groove on outside of rim | C18th - C19th | 1830 - 1870 | |
| B2 | 1051 | BGCW | 1 | 24 | 1 | BS | Hollow ware | Brown glaze int only | C18th - C19th | 1830 - 1870 | Probably a later (C19th) example |
| B2 | 1051 | BGCW | 1 | 31 | 1 | Base | Hollow ware | Brown glaze int | C18th - C19th | 1830 - 1870 | Use wear on underside |
| B2 | 1051 | BGCW | 1 | 32 | 1 | BS | Hollow ware | Brown glaze int & ext, rilled body | C18th - EC19th | 1830 - 1870 | |
| B2 | 1051 | BGFW | 2 | 10 | 2 | BS | Hollow ware | Brown glaze int & ext | C18th - EC19th | 1830 - 1870 | Abraded |
| B2 | 1051 | Blackware type | 1 | 9 | 1 | BS | Hollow ware | Black glaze int & ext | C17th - C18th | 1830 - 1870 | Hard dense dark red fabric |
| B2 | 1051 | Blackware type | 1 | 10 | 1 | Handle | Hollow ware | Black glaze | C18th | 1830 - 1870 | Probably late Blackware |
| B2 | 1051 | Blue Banded ware | 1 | 2 | 1 | Rim | Hollow ware | Blue slip lines around body | C19th | 1830 - 1870 | |
| B2 | 1051 | Bone China | 1 | 4 | 1 | Rim | Flatware | U/Dec | C19th | 1830 - 1870 | |
| B2 | 1051 | Bone China | 1 | 14 | 1 | Spout | Teapot | Hand painted floral style design | c.1780 - c.1840 | 1830 - 1870 | Finish resembles Pearlware |
| B2 | 1051 | BSGSW | 2 | 23 | 2 | BS | Hollow ware | Incised lines ext | C18th | 1830 - 1870 | Pale brown salt glaze ext |
| B2 | 1051 | Coarse Blackware type | 1 | 26 | 1 | BS | Hollow ware | Black glaze int & ext | C18th | 1830 - 1870 | Harder, denser fabric than normal BGCW also with thin white streaks |
| B2 | 1051 | Creamware | 2 | 5 | 2 | BS | Hollow ware | U/Dec | c.1740 - c.1820 | 1830 - 1870 | |
| B2 | 1051 | Late Blackware | 1 | 5 | 1 | BS | Hollow ware | Black glaze int & ext | C18th | 1830 - 1870 | |
| B2 | 1051 | Mottled Coarseware | 1 | 26 | 1 | BS | Hollow ware | Mottled glaze int | C18th | 1830 - 1870 | White concretion ext; may affect weight |

Table 9. Pottery from Phase 7

| Tr/Area | Context | Type | No. | Wt. | ENV | Part | Form | Decoration | Date range | CTP dep date | Notes |
|---------|---------|-----------------------------|------------|-------------|------------|---------------|-------------|--------------------------------------------------------|-----------------|--------------|------------------------------------------|
| B2 | 1051 | Mottled ware | 1 | 17 | 1 | BS | Mug/tankard | Rilled band on lower body; mottled glaze int & ext | C18th | 1830 - 1870 | |
| B2 | 1051 | Pearlware | 1 | 2 | 1 | Base | U/ID | U/Dec | c.1780 - c.1840 | 1830 - 1870 | |
| B2 | 1051 | Porcelain | 1 | 1 | 1 | Rim | Cup/bowl | Blue design ext; smudged | C18th | 1830 - 1870 | Very thin walled vessel; Chinese |
| B2 | 1051 | Redware | 1 | 5 | 1 | BS | Flatware | Clear glaze int | C17th - EC18th | 1830 - 1870 | Abraded and flaked sherd |
| B2 | 1051 | Redware type | 1 | 5 | 1 | BS | Dish/bowl | Thin layer of pale orange slip int on an orange fabric | C17th | 1830 - 1870 | Heavily abraded |
| B2 | 1051 | Slipware type 1 | 1 | 35 | 1 | BS | Dish | Trailed white slip decoration int | C17th - EC18th | 1830 - 1870 | Knife trimmed ext |
| B2 | 1051 | Stoneware | 4 | 58 | 1 | Recessed base | Hollow ware | Fine grey stoneware; grey ext, white int | C19th | 1830 - 1870 | Decorative stoneware, not utilitarian |
| B2 | 1051 | Stoneware | 4 | 55 | 4 | BS | Bottle | Green and buff stoneware | C19th | 1830 - 1870 | Three green, one pale grey-green |
| B2 | 1051 | Tin Glazed Earthenware | 1 | 2 | 1 | BS | Flatware | All glaze removed | C17th - C18th | 1830 - 1870 | |
| B2 | 1051 | TP Whiteware | 1 | 7 | 1 | Handle | Jug | Fibre or Sea Leaf dendritic design on handle | M - LC19th | 1830 - 1870 | |
| B2 | 1051 | TP Whiteware | 1 | 17 | 1 | Rim | Plate | Willow | M - LC19th | 1830 - 1870 | |
| B2 | 1051 | Westerwald stoneware | 1 | 2 | 1 | BS | Hollow ware | Trace of blue decoration | C17th | 1830 - 1870 | |
| B2 | 1051 | White Salt Glazed Stoneware | 1 | 12 | 1 | Profile | Plate | Moulded plate rim | c.1720 - c.1780 | 1830 - 1870 | |
| B2 | 1051 | White Salt Glazed Stoneware | 2 | 5 | 2 | BS | Hollow ware | U/Dec | c.1720 - c.1780 | 1830 - 1870 | |
| B2 | 1051 | Yellow ware type | 1 | 14 | 1 | Rim | Dish | Clear glaze int on a white-buff fabric | C17th | 1830 - 1870 | Flaked and abraded sherd |
| B2 | 1194 | Redware | 2 | 104 | 1 | Rim | Dish | U/Dec | C17th - C18th | Void | Burnt internally; knife trimmed base ext |
| | | Total | 114 | 1785 | 102 | | | | | | |

Table 9. Pottery from Phase 7

| Tr/Area | Context | Type | No. | Wt. | ENV | Part | Form | Decoration | Date range | CTP dep date | Notes |
|---------|---------|---------------------------|-----|-----|-----|----------------|----------------|----------------------------------------------|-----------------|--------------|-----------------------------------------------------------------------------------|
| 2 | 196 | BSGSW | 1 | 8 | 1 | Strap handle | Jug/mug | Mottled brown glaze | C18th | Void | |
| 2 | 196 | C17th Coarseware | 1 | 26 | 1 | Rim | Hollow ware | U/Dec | C17th | Void | Heavily abraded, coarse fabric |
| 2 | 197 | BGCW | 1 | 1 | 1 | BS | U/ID | Brown glaze | C17th - C18th | Void | Flake |
| 2 | 197 | BGFW | 1 | 9 | 1 | Rim | Hollow ware | Streaky brown glaze int & ext | LC17th - C18th | Void | Clubbed rim |
| 2 | 197 | Blackware | 1 | 15 | 1 | Rim & spout | Jug/lobed bowl | U/Dec | C17th | Void | Either a wide pulled spout or a lobed bowl |
| 2 | 197 | Late Blackware | 1 | 3 | 1 | BS | Hollow ware | Very shiny black glaze int & ext | C18th | Void | Buff body, black glaze |
| 2 | 197 | Slip coated ware | 1 | 24 | 1 | Footed base | Hollow ware | Red slip int on buff-orange body under glaze | C18th | Void | |
| 4 | 167 | Blackware | 1 | 19 | 1 | Rim | Jar | Metallic purple glaze int & ext | C17th | 1630 - 1700 | Clubbed rim |
| 4 | 167 | Blackware | 1 | 2 | 1 | BS | Hollow ware | Metallic purple glaze int & ext | C17th | 1630 - 1700 | |
| 4 | 186 | BSGSW | 1 | 541 | 1 | Profile | Bottle | U/Dec | M - LC19th | 1680 - 1720 | Wide mouthed bottle |
| 4 | 186 | BSGSW | 1 | 397 | 1 | Base & body | Bottle | U/Dec | March 12th 1850 | 1680 - 1720 | Stamped date mark ext (registration of design); with maker's name '****WOOD & Co' |
| 4 | 186 | Stoneware | 2 | 570 | 1 | Profile | Bottle | U/Dec | M - LC19th | 1680 - 1720 | Green stoneware |
| 4 | 186 | Stoneware | 1 | 775 | 1 | Profile | Bottle | U/Dec | M - LC19th | 1680 - 1720 | Buff stoneware |
| 4 | 186 | Stoneware | 1 | 458 | 1 | Profile | Bottle | U/Dec | M - LC19th | 1680 - 1720 | Green stoneware |
| 4 | 186 | Stoneware | 1 | 678 | 1 | Profile | Bottle | U/Dec | M - LC19th | 1680 - 1720 | Buff stoneware |
| 4 | 186 | Stoneware | 1 | 261 | 1 | Profile | Bottle | U/Dec | M - LC19th | 1680 - 1720 | Buff stoneware |
| 4 | 186 | Stoneware | 1 | 693 | 1 | Profile | Bottle | U/Dec | M - LC19th | 1680 - 1720 | Buff stoneware |
| 4 | 186 | Stoneware | 1 | 719 | 1 | Body | Bottle | U/Dec | M - LC19th | 1680 - 1720 | Buff stoneware; complete except for rim & neck |
| 4 | 186 | Stoneware | 1 | 117 | 1 | Rim & shoulder | Bottle | U/Dec | M - LC19th | 1680 - 1720 | Buff stoneware |
| 4 | 190 | Coal Measures type ware | 1 | 45 | 1 | BS | Cistern | Mottled glaze int and ext | C15th - C16th | 1750 - 1900 | |
| 4 | 190 | Early Yellow ware | 1 | 3 | 1 | BS | Hollow ware | Yellow glaze int & ext | C17th | 1750 - 1900 | |
| 4 | 190 | Late Medieval Gritty ware | 1 | 3 | 1 | BS | Hollow ware | U/Dec | C15th - EC16th | 1750 - 1900 | |
| 5 | 180 | BGCW | 1 | 1 | 1 | BS | Hollow ware | Brown glaze on one side | LC17th - EC19th | 1640 - 1680 | Very small abraded sherd |
| 5 | 180 | Blackware type | 5 | 36 | 5 | BS | Hollow ware | Dark brown glaze int & ext | C17th | 1640 - 1680 | Appears to be C17th Blackware, includes a possible half pot disc |
| 5 | 180 | Blackware type | 1 | 12 | 1 | Handle | Hollow ware | Dark brown glaze | C17th | 1640 - 1680 | Discoloured and abraded |
| 5 | 180 | C17th Coarseware | 1 | 3 | 1 | BS | Hollow ware | Clear glaze int | C17th | 1640 - 1680 | Abraded |
| 5 | 180 | Redware | 3 | 32 | 3 | Rim | Pancheon | Clear glaze int | C17th - EC18th | 1640 - 1680 | |
| 5 | 180 | Redware | 5 | 13 | 5 | BS | Open vessels | Clear glaze int | LC17th - C18th | 1640 - 1680 | Very heavily abraded with rounded edges |
| 5 | 180 | Redware | 1 | 10 | 1 | Rim | Dish/bowl | Clear glaze int | C17th - EC18th | 1640 - 1680 | Heavily abraded |
| 5 | 180 | Redware | 2 | 17 | 2 | BS | Dish/bowl | Clear glaze int | C17th - EC18th | 1640 - 1680 | |
| 6 | 164 | BGFW | 1 | 4 | 1 | BS | Hollow ware | Mottled brown glaze int & ext | C17th - EC18th | Void | Hard red fabric, patchy glaze int & ext |
| 6 | 164 | Purple Glazed ware | 2 | 17 | 2 | BS | Hollow ware | Purple glaze int & ext | C17th - EC18th | Void | |

Table 10. Pottery from unphased contexts

| Tr/Area | Context | Type | No. | Wt. | ENV | Part | Form | Decoration | Date range | CTP dep date | Notes |
|---------|---------|-----------------------|-----|-----|-----|---------------|----------------------|--------------------------------------------------------------------|-----------------|--------------|--------------------------------------------------------------------------------------------------|
| | | type | | | | | | | | | |
| 6 | 164 | Redware type | 1 | 29 | 1 | Base | Hollow ware | Clear glaze int and ext | C17th - EC18th | Void | Footed base |
| 6 | 164 | Yellow ware | 1 | 1 | 1 | BS | Hollow ware | Clear glaze on white slip int & ext | C17th | Void | Heavily flaked |
| 8 | 141 | C17th Coarseware type | 1 | 38 | 1 | BS | Bowl/dish | Patchy clear glaze int | C17th - EC18th | Void | Black deposit ext; finer than normal C17th Coarseware but with similar inclusions |
| 8 | 141 | Late Blackware | 1 | 17 | 1 | BS | Hollow ware | Black glaze int & partially ext | C18th | Void | |
| 8 | 141 | Redware | 1 | 6 | 1 | BS | Dish/bowl | Clear glaze int | C17th - EC18th | Void | |
| 8 | 141 | Stoneware | 1 | 131 | 1 | Base & body | Bottle | U/Dec | M - LC19th | Void | Part of maker/retailer stamp on base; R. .../ BOW...' |
| 14 | 291 | White Ironstone | 2 | 340 | 2 | Rim | Flatware | U/Dec | M - LC19th | Void | Very large vessel/object |
| 15 | 231 | Bone China | 1 | 15 | 1 | Handle & BS | Jug? | Moulded lobate body, angular handle | M - LC19th | | |
| 15 | 231 | BSGSW | 1 | 25 | 1 | BS | Hollow ware | Brown ext, green int | C19th | | |
| 15 | 259 | Blue Banded ware | 1 | 73 | 1 | Base | Large mug | Narrow blue slip lines ext. footed base | M - LC19th | Void | Crazed and discoloured |
| 15 | 259 | Blue Banded ware | 1 | 68 | 1 | Profile | Pedestal base vessel | Narrow blue slip lines ext | M - LC19th | Void | |
| 15 | 259 | Bone China | 2 | 16 | 1 | Rim | Plate | Gold overglaze lines int | M - LC19th | Void | |
| 15 | 259 | BSGSW | 1 | 654 | 1 | Profile | Bottle | U/Dec | C19th | Void | Stamped 'T. Parker' above base |
| 15 | 259 | BSGSW | 1 | 569 | 1 | Profile | Bottle | U/Dec | C19th | Void | Stamped 'J. Shepherd / Northallerton' above base |
| 15 | 259 | BSGSW | 1 | 31 | 1 | BS | Hollow ware | Rouletted and stamped decoration ext | C19th | Void | |
| 15 | 259 | TP Pearlware | 6 | 123 | 4 | Rim & Base | Plate | Asiatic Pheasants | c.1780 - c.1840 | Void | |
| 15 | 259 | TP Pearlware | 2 | 91 | 2 | Profile | Plate | Willow | c.1780 - c.1840 | Void | Tripod stilt scar on underside of one plate |
| 15 | 259 | TP Pearlware | 1 | 21 | 1 | Footring base | Plate | Rural scene | c.1780 - c.1840 | Void | Unidentified design |
| 15 | 259 | TP Pearlware | 3 | 244 | 1 | Base | Large mug | Childhood scenes in panels ext separated by geometric design | c.1780 - c.1840 | Void | Sepia coloured print |
| 15 | 259 | TP Pearlware | 1 | 23 | 1 | Footring base | Plate | Unidentified eastern garden design | 1826-41 | Void | Partial maker's mark on underside; See Lawrence 1974:221-224, Fig. 265 / Belle Vue Pottery, Hull |
| 15 | 259 | TP Whiteware | 2 | 54 | 1 | Profile | Saucer | Grey TP Chinese landscape design with overglaze coloured detailing | M - LC19th | Void | |
| 15 | 259 | TP Whiteware | 1 | 40 | 1 | Rim | Saucer | Grey Chinese style floral design with overglaze detailing | M - LC19th | Void | |
| 15 | 259 | TP Whiteware | 2 | 241 | 1 | Profile | Plate | Alexandra pattern | 1860 - 1900 | Void | PEARL STONE CHINA / ALEXANDRA / WEDGWOOD & Co printed over stamped 'WEDGWOOD' |
| 15 | 259 | TP Whiteware | 1 | 227 | 1 | Profile | Plate | Alexandra pattern | 1860 - 1900 | Void | PEARL STONE CHINA / ALEXANDRA / WEDGWOOD & Co printed over stamped |

Table 10. Pottery from unphased contexts

| Tr/Area | Context | Type | No. | Wt. | ENV | Part | Form | Decoration | Date range | CTP dep date | Notes |
|---------|---------|-----------------------------|------------|-------------|-----------|----------------|-------------|----------------------------------------------------------------------------|-----------------|--------------|-----------------------------------------------------------------------------------------------------|
| | | | | | | | | | | | 'WEDGWOOD' |
| 15 | 259 | TP Whiteware | 2 | 173 | 2 | Footring base | Plate | Green floral design & geometric frieze around rim | M - LC19th | Void | Fine quality green printed design |
| 15 | 259 | TP Whiteware | 1 | 85 | 1 | Footring base | Plate | FLORENTINE | 1843 - 1855 | Void | Makers mark; 'T.J & J.M ...' inside garter and leaf pattern: T.J & J. Mayer, Burslem, Staffordshire |
| 15 | 259 | TP Whiteware | 1 | 141 | 1 | Profile | Plate | Asiatic Pheasants; some bluing of the glaze | M - LC19th | Void | Partial makers mark on underside including stamped initials SB - ?Samuel Barker, Don Pottery |
| 15 | 259 | TP Whiteware | 1 | 10 | 1 | Rim | Bowl | Chinese pagoda ext; Chinese landscape style border int | M - LC19th | Void | |
| 15 | 259 | TP Whiteware | 1 | 25 | 1 | Rim | Plate | Rural scenes in cartouches around rim separated by stylised leaf motifs | M - LC19th | Void | Brown TP design |
| 15 | 259 | TP Whiteware | 1 | 17 | 1 | Rim | Bowl | Floral frieze int; stylised scroll pattern ext with rural scenes with cows | M - LC19th | Void | Unidentified design |
| 15 | 259 | TP Whiteware | 1 | 23 | 1 | Base | Hollow ware | Fibre pattern int | M - LC19th | Void | |
| 15 | 259 | TP Whiteware | 1 | 41 | 1 | Profile | Plate | Curvilinear purple frieze with fine yellow lines inside rim | M - LC19th | Void | |
| 16 | 315 | Redware | 1 | 20 | 1 | Rim | Dish/bowl | Clear glaze int | C17th - EC18th | Void | Flaked glaze |
| 16 | 320 | Coarse Late Blackware | 1 | 75 | 1 | BS | Hollow ware | Blackware pattern glaze on a coarseware body | C18th | 1750 - 1900 | |
| 19 | 132 | Early Yellow ware | 1 | 39 | 1 | Rim | Open vessel | White slip int under clear glaze | C17th | Void | Cf. Wrenthorpe Fig 65:269 |
| D | 1163 | Blackware | 1 | 1 | 1 | Rim | Hollow ware | U/Dec | C17th | Void | |
| D | 1163 | Coarse Blackware | 1 | 24 | 1 | Footed base | Hollow ware | Black glaze int | C18th | Void | Footed base |
| D | 1163 | Mottled ware type | 1 | 4 | 1 | BS | Hollow ware | Streaky mottling | C18th | Void | |
| D | 1163 | Redware | 1 | 5 | 1 | BS | Dish | Clear glaze int | C17th - EC18th | Void | |
| D | 1163 | White Salt Glazed Stoneware | 1 | 6 | 1 | Ring foot base | Hollow ware | U/Dec | c.1720 - c.1780 | Void | |
| D | 1163 | White Salt Glazed Stoneware | 1 | 6 | 1 | Handle | Hollow ware | U/Dec | c.1720 - c.1780 | Void | |
| D | 1163 | White Salt Glazed Stoneware | 1 | 2 | 1 | Rim | Hollow ware | Groove below rim | c.1720 - c.1780 | Void | |
| D | 1163 | White Salt Glazed Stoneware | 1 | 1 | 1 | BS | Hollow ware | U/Dec | c.1720 - c.1780 | Void | |
| | | Total | 101 | 9287 | 93 | | | | | | |
| | | | | | | | | | | | |
| 15 | 259 | Mottled Coarseware type | 1 | N/A | 1 | Body | Cistern | Partial black glaze | C18th | Void | A large, almost complete cistern; too heavy to weigh |

Table 10. Pottery from unphased contexts

from 214/1017 in lacking the evidence for hydraulic abrasion but was otherwise broadly similar in its date range and character.

Area C and Trench 17

Context 215 produced an unremarkable group of mid to later 19th-century pottery which was dominated by utilitarian and kitchen wares. The most notable feature was the discrepancy between the date of the pottery and the date of the clay tobacco pipes.

Only two contexts in Area C produced pottery, 1019 and 1054, the former being equivalent to 215. Both groups were of mid to later 19th-century date and included small quantities of residual material. The clay tobacco pipes were broadly compatible in terms of date to the pottery and the odd situation noted in connection with context 215 was not repeated in Area C.

In contrast with the earlier phases, the pottery assemblage from Phase 7 was somewhat less significant, although a programme of refitting to investigate the site formation processes which included all the pottery from the site might be highly informative. As noted above, this was precluded by financial constraints and by the fact that the pottery assemblage was unmarked.

Area D

Only one context (1110) in Area D produced a pottery assemblage and this is described in the site narrative as a 'demolition layer (ASWYAS 2006, 4.200). With the exception of a single stoneware bottle base the assemblage appears to be somewhat earlier than that from Phase 6 generally and could easily be attributed to Phase 5 or even the later sub-phase within Phase 4. In contrast the clay tobacco pipes appear to date to the middle or later 19th century. Given the evidence from Sheffield which indicates the systematic and deliberate use of domestic refuse as raw material by the building industry (Cumberpatch, in prep.), the possibility must exist that this deposit was laid down with a view to levelling or otherwise improving the site prior to its reuse. This might account for the earlier date of the pottery but leaves unresolved the question of the discrepancy between the dates ranges of the clay tobacco pipes and the pottery.

Phase 7

In general, the pottery from Phase 7 differed little in its general characteristics from that in Phase 6 (Table 9). Occasional sherds of later medieval pottery were present (e.g. context 218) along with larger quantities of post-medieval and early modern wares in all contexts (but most abundantly in context 218). Clay tobacco pipe fragments were absent from contexts 218 and 322 but given the pottery evidence, it seems unlikely that this was anything other than a chance factor.

Trench 17

Two contexts in Trench 17 produced pottery: 218 and 322. As noted above, these included a high proportion of residual sherds but no clay tobacco pipes. Context 218, the backfill of the cut for a brick wall (context 210) included some sherds which showed signs of abrasion in an active watercourse. It seems likely that the backfill included material either directly from the nearby beck or from deposits which had previously been created using such material. Context 322 differed in its composition in that no water-worn sherds were present and it is probable that the material used to create it came from a different source to that which constituted context 218.

Area A

For the reasons set out in the site narrative (ASWYAS 2006, para 4.67) very little of Area A was excavated and context 1029 is described as a ‘clinker-rich deposit’ underlying the concrete foundation for a cobbled surface (ASWYAS 2006, para 4.69). The pottery assemblage consisted of mid to later 19th-century material with a small residual component, none of it predating the 18th century.

Area B2

Two contexts in Area B2 produced pottery, although one of them (1194) was insignificant in that it contained only one sherd of 17th or early 18th-century Redware. In contrast, context 1051, the backfill of a service trench produced a significant assemblage of mid to later 19th-century date but which included considerable quantities of residual material, presumably derived from the immediate area or from the pipe trench itself.

Unphased contexts

A number of contexts remained unphased (Table 10) but by considering the character of the pottery recovered from them it has been possible to propose possible phases to which they belonged (Table 11). A re-evaluation of the stratigraphic and structural information may allow these contexts to be brought within the site narrative.

| Context | Proposed phase | Notes |
|----------------|-----------------------|-----------------------------------------------------------------|
| 190 | 2 or 3 | Later medieval and post-medieval pottery |
| 167 | 3 | Seventeenth century Blackware |
| 180 | 3 | Seventeenth to early 18th-century |
| 164 | 3, possibly 4 | Seventeenth to early 18th-century wares |
| 196 & 197 | 4 | Seventeenth and 18th-century wares |
| 1163 | 5 (early) | Eighteenth-century wares, including White Salt Glazed stoneware |
| 141 | 6 or 7 (possibly 5) | Nineteenth-century stoneware with residual early modern wares |
| 186 | 6 or 7 | A group of stoneware bottles |
| 231 | 6 or 7 | Nineteenth-century wares |

| | | |
|-----|----------|----------------------------------------------------------------------|
| 259 | 6 or 7 | Later eighteenth and 19th-century wares including large cistern body |
| 291 | 6 or 7 | One sherd only |
| 315 | Unphased | One early modern sherd only |
| 320 | Unphased | One 18th-century sherd only |
| 132 | Unphased | One 17th-century sherd only |

Table 11. Unphased contexts with phasing suggested by the pottery assemblage

Context 259 is worthy of note in that it consists of the backfill of a cellar which included the substantially complete cistern shown in Plate 13. The survival of such a vessel in a context where the average weight of sherds was 106g might imply that the vessel had been in use in the cellar prior to its infilling and that it thus represents an aspect of the use of the cellar during the lifetime of the building rather than part of the infill which was presumably brought from elsewhere. If this is the case then it may indicate that the cellar was in use during the 18th century rather than later.

Unstratified pottery

The unstratified pottery is listed in Table 12. The range of wares included examples of many of the later post-medieval, early modern and recent types from the site, although nothing predating the Cistercian wares. One stoneware base bore a stamped maker's or retailer's mark above the base reading 'R. Robinson/Bowling'.

5 Conclusions

It is unfortunate that the phasing of the site proposed in this report cannot be evaluated with respect to the stratigraphic and structural report (ASWYAS 2006) in the usual manner. While it is to be hoped that this will take place at some time in the future it means that, in the interim, the conclusions drawn from the pottery assemblage remain, to some extent, speculative. In this respect the pottery report is perhaps less informative than it might otherwise have been, although from a wider perspective the results are of considerable interest.

The examination of the assemblage has highlighted a number of the issues surrounding the production, circulation and consumption of pottery in the post-medieval and early modern periods in West Yorkshire. In particular it highlights the importance of understanding the nature of the transformation which is represented by the changing character of the medieval and post-medieval pottery industry and its products. As has been discussed elsewhere (Cumberpatch 2003) this is not a matter of technological innovation alone but is part of a much wider social transformation within which material culture of all kinds (from small portable artefacts to houses and workplaces) was centrally involved (Johnson 1996).

The rich archaeological record in the modern counties of South and West Yorkshire offers an excellent opportunity to examine the post-medieval and early modern pottery industry in detail, drawing upon the evidence from excavated production sites and consumer sites (even allowing for the fact that many sites remain unpublished) and from documentary sources.

Historical and (to a lesser extent archaeological), studies of other crafts and industries (notably cloth manufacture and metalworking) have contributed in some detail to our understanding of the pre-industrial and industrial social and economic structures and their transformation from craft to industry. It is evident that the data available pertaining to the pottery industry offers the opportunity to contribute to such studies. The quality of work on the later 18th and 19th-century potteries (Cox and Cox 2001; Griffin 2001; 2005) is a challenge to document and interpret the archaeological evidence for both earlier and contemporary potteries that are less well known from historical documentation (Cumberpatch 2004b; 2006a). It remains a matter of extreme regret that such issues are covered in only the most superficial manner in the recent attempt to provide a research framework for archaeology in Yorkshire (Manby, Moorhouse and Ottaway 2003), in contrast to the attention that they have received in a comparable exercise undertaken in the East Midlands (Cooper 2006).

| Abbreviation | |
|---------------------|--------------------------------|
| BGCW | Brown Glazed Coarseware |
| BGFW | Brown Glazed Fineware |
| BSGSW | Brown Salt Glazed Stoneware |
| CBM | Ceramic building material |
| CTP | Clay tobacco pipes |
| ext | externally |
| incs | Inclusions |
| int | internally |
| Slip Banded CC ware | Slip Banded Cane Coloured ware |
| TP | Transfer printed |
| U/D | Undetermined (weight) |
| URE | Unglazed Red Eathenware |
| Wrenthorpe | Moorhouse and Slowikowski 1992 |
| WSGSW | White Salt Glazed Stoneware |
| YGCW | Yellow Glazed Coarseware |

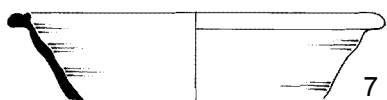
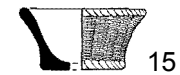
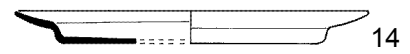

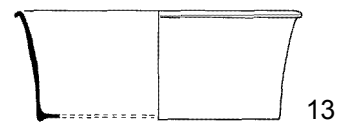
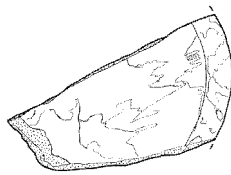
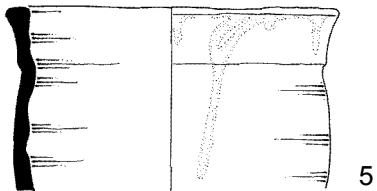
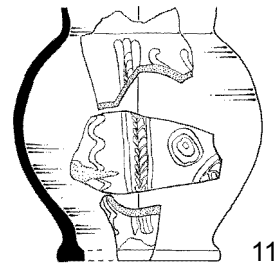


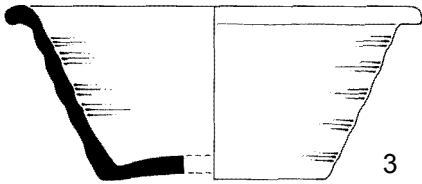
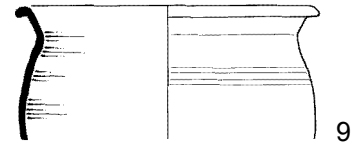

Table 13. Key to abbreviations used in the pottery data tables

| Tr/Area | Type | No. | Wt. | ENV | Part | Form | Decoration | Date range | Notes |
|---------|---------------------------|-----|-----|-----|---------------|-------------|----------------------------------------------------|------------------|--------------------------------------------------|
| 6 | Blackware | 1 | 2 | 1 | BS | Hollow ware | Black glaze int & ext | C17th | |
| 6 | C17th Coarseware | 1 | 43 | 1 | Base | Hollow ware | Clear glaze int | C17th | |
| 6 | Midlands Purple type ware | 1 | 8 | 1 | BS | Hollow ware | Purple glaze int & ext | C16th - C17th | |
| 14 | Stoneware | 1 | 433 | 1 | Profile | Bottle | U/Dec | M - LC19th | Buff stoneware |
| 17 | ? Creamware | 1 | 9 | 1 | BS | Flatware | U/Dec | ?c.1840 - c.1820 | Very heavily abraded and discoloured; water-worn |
| 17 | BGCW | 1 | 13 | 1 | BS | Pancheon | U/Dec | C18th - C19th | |
| 17 | Creamware | 1 | 9 | 1 | Footring base | Plate | U/Dec | c.1740 - c.1820 | |
| 17 | Edged ware | 1 | 8 | 1 | Rim | Plate | Low relief moulded 'Grass' pattern with blue paint | c.1810 - c.1830 | |
| 17 | Late Blackware | 1 | 7 | 1 | BS | Hollow ware | U/Dec | C18th | |
| 17 | Pearlware | 1 | 6 | 1 | Footed base | Mug | Footed base with groove above | LC18th - C19th | |
| 17 | Pearlware | 1 | 5 | 1 | Base | Flatware | U/Dec | c.1780 - c.1840 | Discoloured |
| 17 | Stoneware | 1 | 7 | 1 | BS | Jar/flagon | Green stoneware | M - LC19th | |
| 17 | Stoneware | 1 | 2 | 1 | BS | Jar/flagon | Grey stoneware; fluted ext | M - LC19th | |
| 17 | TP Whiteware | 1 | 21 | 1 | Rim | Plate | TP pattern of grasses int | M - LC19th | Abraded and discoloured, probably water-worn |
| 17 | Whiteware | 1 | 12 | 1 | Rim | Hollow ware | Simple rim | M - LC19th | Discoloured and crazed |
| U/ID | ?Slipware | 1 | 25 | 1 | Rim | Dish | Blistered and discoloured clear glaze int | C17th - EC18th | |
| U/ID | BGCW | 2 | 35 | 2 | BS | Hollow ware | Patchy brown glaze int & ext | LC16th - C17th | Early BGCW |
| U/ID | BGCW | 1 | 16 | 1 | BS | Hollow ware | Patchy mottled brown glaze int & ext | C16th - C17th | Early BGCW |
| U/ID | BGCW type | 1 | 10 | 1 | BS | Hollow ware | Mottled pale brown glaze int & ext | C16th - EC17th | Early BGCW |
| U/ID | BGFW type | 1 | 10 | 1 | BS | Hollow ware | Brown glaze int & ext | C18th | Water worn with abraded edges and crazed glaze |
| U/ID | Blackware | 1 | 12 | 1 | BS | Hollow ware | Black glaze int & ext | C17th | |
| U/ID | Blackware | 1 | 4 | 1 | BS | Hollow ware | Black glaze int & ext | C18th | |
| U/ID | BSGSW | 1 | 13 | 1 | BS | Hollow ware | U/Dec | C19th | |
| U/ID | BSGSW | 1 | 11 | 1 | BS | Hollow ware | Impressed lines ext | C19th | |
| U/ID | C17th Coarseware | 1 | 18 | 1 | BS | Hollow ware | Clear glaze int | C17th | Black deposit ext and sooting |
| U/ID | Cistercian ware | 1 | 38 | 1 | Base | Cup/tyg | Black glaze int & ext | c.1450 - c.1600 | |
| U/ID | Cistercian ware | 1 | 5 | 1 | BS | Hollow ware | Black glaze int & ext | c.1450 - c.1600 | |
| U/ID | Cistercian ware | 1 | 6 | 1 | BS | Hollow ware | White pipeclay strip ext | c.1450 - c.1600 | |

Table 12. Pottery from unstratified contexts

| Tr/Area | Type | No. | Wt. | ENV | Part | Form | Decoration | Date range | Notes |
|---------|-------------------|-----------|-------------|-----------|--------|-------------|---------------------------------------------------------|----------------|------------------------------------------|
| U/ID | Coarse Blackware | 1 | 29 | 1 | Rim | Jar | Black glaze int & ext; clubbed rim with ridge below rim | C17th | |
| U/ID | Coarse Blackware | 1 | 6 | 1 | Rim | Hollow ware | Clubbed rim; black glaze int & ext | C17th | Abraded |
| U/ID | Coarse Blackware | 2 | 57 | 2 | BS | Hollow ware | Black glaze ext & partially int | LC17th - C18th | |
| U/ID | Early Yellow ware | 1 | 35 | 1 | Rim | Bowl | Thin, hard yellow glaze int & ext | C16th - C17th | |
| U/ID | Late Blackware | 2 | 39 | 2 | Base | Hollow ware | Black glaze int & partially ext | C18th | |
| U/ID | Late Blackware | 1 | 10 | 1 | Base | Mug/tankard | Black glaze int and ext, above base | C18th | |
| U/ID | Late Blackware | 1 | 9 | 1 | Handle | Hollow ware | Black glazed handle | C18th | |
| U/ID | Mottled slipware | 1 | 2 | 1 | Rim | Dish | White slip int with brown mottling under clear glaze | C18th | |
| U/ID | Redware | 3 | 25 | 2 | BS | Dish | Clear glaze int | C17th - EC18th | |
| U/ID | Redware | 1 | 52 | 1 | Base | Dish/bowl | Clear glaze int on a very white fabric | C17th - EC18th | |
| U/ID | Redware | 4 | 131 | 1 | Base | Bowl | Clear glaze int, red slip ext | C17th - EC18th | |
| U/ID | Redware | 1 | 12 | 1 | Rim | Dish/bowl | Clear glaze int | C17th - EC18th | |
| U/ID | Slip coated ware | 1 | 14 | 1 | BS | Hollow ware | Red slip on an orange body under dark glaze | C18th | |
| U/ID | Slipware type 1 | 1 | 80 | 1 | Rim | Dish/bowl | Profiled rim with trailed decoration internally | C17th - EC18th | Flaked int; sooted ext |
| U/ID | Slipware type 1 | 1 | 21 | 1 | Rim | Dish/bowl | Curvilinear trailed slip design inside rim | C17th - EC18th | |
| U/ID | Slipware type 1 | 1 | 42 | 1 | Rim | Dish/bowl | Trailed pattern of blobs inside rim | C17th - EC18th | |
| U/ID | Slipware type 1 | 1 | 31 | 1 | Rim | Dish/bowl | Wavy slip line around rim | C17th - EC18th | Flaked internally |
| U/ID | Stoneware | 1 | 144 | 1 | Base | Bottle | Pale green stoneware | M - LC19th | Stamped: R.ROBINSON / BOWLING above base |
| U/ID | Stoneware | 1 | 26 | 1 | Rim | Bottle | Green stoneware | M - LC19th | |
| U/ID | TP Whiteware | 1 | 8 | 1 | Rim | Plate | Willow | M - LC19th | |
| | Total | 56 | 1561 | 52 | | | | | |

Table 12. Pottery from unstratified contexts



0 200mm



Plate 1. Decorated Cistercian ware cup or tyg (context 1278)



Plate 2. Type 1 Slipware bowl (context 1239)



Plate 3. Tin Glazed Earthenware plate (context 1017)



Plate 4. Porcelain bowl (context 1126)



Plate 5. Porcelain bowl (context 1130)



Plate 6. White Salt Glazed Stoneware bowl with enamelled decoration (context 1161)



Plate 7. Unidentified design on a Pearlware plate (context 259)



Plate 8. Maker's mark (Belle Vue pottery, Hull) on a Pearlware plate (context 259)




Plate 9. Transfer printed Whiteware plate (context 259); maker's mark



Plate 10. Transfer printed Whiteware plate (context 259); Alexandra motif



Plate 11. Transfer printed Whiteware plate (context 259); maker's mark



Plate 12. Transfer printed Whiteware plate (context 259); Florentine design



Plate 13. Late Blackware type cistern (context 259)

Bibliography

- ASWYAS 2006, 'Broadway Centre, Bradford, West Yorkshire: Archaeological evaluation and excavation', unpubl. archive rep.
- Barker, D., 1993, *Slipware*
- Barker, D. and Ford, D., 1999, Data sheets produced to accompany an English Heritage sponsored course on post-medieval and early modern ceramics, Stoke-on-Trent 1999
- Bartlett, K., 1971, 'Excavations at Potovens, near Wakefield, 1968', *Post-medieval Archaeol.* 5, 1-33
- Benson, J., 1994, *The rise of the consumer society in Britain 1880-1980*
- Brears, P., 1967, 'Excavations at Potovens, near Wakefield', *Post-medieval Archaeol.* 1, 3-43
- Boothroyd, N. and Courtney, P., 2004, 'Late medieval/early modern pottery from Burslem Market Place, Stoke-on-Trent', *Medieval Ceramics* 28, 75-97
- Boyle, A., unpubl., 'Cistercian ware pottery in Yorkshire and the East Midlands', unpubl' PhD thesis, Univ. Nottingham
- Boyle, A., 2002-2003, 'The Cistercian ware products of Ticknall, south Derbyshire', *Medieval Ceramics* 26/27, 113-118
- Cooper, N., 2006, *The archaeology of the East Midlands*, Leicester Archaeol. Monogr. 13
- Coppack, G., 1972, 'Medieval and post-medieval pottery', in Hall, R. and Coppack, G., *Excavations at Full Street, Derby*, Derbyshire Archaeol. J. 92, 44-77
- Coysh, A.W. and Henrywood, R.K., 1997, *The dictionary of blue and white printed pottery 1780- 1880*, 2 vols
- Cox, A. and Cox, A., 2001, *Rockingham 1745-1842*
- Cumberpatch, C.G., 1996, 'The pottery', in Dunkley and Cumberpatch (eds)
- Cumberpatch, C.G., 1997, 'Towards a phenomenological approach to the study of medieval pottery', in Cumberpatch, C.G. and Blinkhorn, P.W. (eds), *Not so much a pot, more a way of life*, Oxbow Monogr. 83
- Cumberpatch, C.G., 1999, 'The pottery from excavations at Venn Street, Huddersfield', unpubl. archive rep. for Archaeol. Services WYAS
- Cumberpatch, C.G., 2000, 'Medieval and post-medieval pottery in the Tolson Memorial Museum, Huddersfield: A rapid assessment with notes on pottery studies in West Yorkshire, unpubl. archive rep. for the West Yorkshire Archaeol. Serv.
- Cumberpatch, C.G., 2002, 'The pottery', in Roberts, I., *Pontefract Castle Archaeological Excavations 198-86*, Yorkshire Archaeol. 8, 169-226
- Cumberpatch, C.G., 2003, 'The transformation of tradition; the origins of the post-medieval ceramic tradition in Yorkshire', *Assemblage* 7
<http://www.shef.ac.uk/assem/issue7/cumberpatch.html>
- Cumberpatch, C.G., 2004a, 'Medieval and post-medieval pottery production in the Rotherham area' http://ads.ahds.ac.uk/catalogue/specColl/ceramics_eh_2003/
- Cumberpatch, C.G., 2004b, 'Pottery from excavations at Silkstone, Barnsley, South Yorkshire', English Heritage Centre for Archaeol. Rep. No. 50/2004
- Cumberpatch, C.G., 2005, 'Spot dating of pottery from Site BCE05, Bradford, West Yorkshire', unpubl. archive rep. for Archaeol. Serv. WYAS
- Cumberpatch, C.G., 2006a, 'Pottery from excavations at 36, The Boyle, Barwick-in-Elmet (BOY2006)', unpubl. archive rep. for the Barwick-in-Elmet Hist. Soc.

- Cumberpatch, C.G., 2006b, 'Pottery from the Broadway Centre, Bradford (BCE05): Spot dating', unpubl. archive rep. for Archaeol. Serv. WYAS
- Cumberpatch, C.G., 2007a, 'Pottery from excavations at Sheffield Cathedral III (ARCUS 546d): An assessment', unpubl. archive rep. for Archaeol. Res. Consult. Univ. Sheffield
- Cumberpatch, C.G., 2007b, 'Pottery from excavations at Scholes Lodge Farm, Leeds (SLF05)', unpubl. archive rep. for Archaeol. Serv. WYAS
- Cumberpatch, C.G., in prep., 'Early modern and recent pottery in South and West Yorkshire: A review of the evidence from the mid-17th to the later 19th century'
- Dunkley, J.A. and Cumberpatch, C.G., 1996 (eds), *Excavations at 16-20 Church Street, Bawtry, South Yorkshire*, South Yorkshire Archaeol. Field and Res. Unit, Cty Archaeol. Monogr. 3/ Br. Archaeol. Ser. Br. Ser. 248
- Edwards, D. and Hampson, R., 2005, *White Salt Glazed Stoneware of the British*
- Franklin, B., 2005, 'The autobiography of Benjamin Franklin', Digireads.com Publishing
- Gaimster, D., 1994, 'The archaeology of post-medieval society, c.1450-1750: Material culture studies in Britain since the war', in Vyner, B. (ed.), *Building on the past*, 283-312
- Godden, G., 1991, *Encyclopaedia of British pottery and porcelain marks*
- Griffin, J.D., 2001, *The Don Pottery 1801-1893*
- Griffin, J.D., 2005, *The Leeds Pottery 1770-1881*
- Jennings, S., 1981, *Eighteen centuries of pottery from Norwich*, East Anglian Archaeol. 13
- Johnson, M., 1996, *An archaeology of capitalism*
- Kenworthy, J., 1928, *The broken earthenware of Midhope Potteries* (privately published)
- Lawrence, H., 1974, *Yorkshire pots and potteries*
- Manby, T.G., Moorhouse, S. and Ottaway, P., 2003, *The archaeology of Yorkshire*, Yorkshire Archaeol. Soc. Occas. Pap. 3
- Moorhouse, S. and Roberts, I., 1992, Wrenthorpe Potteries. Excavations of 16th and 17th-century Potting Tenements near Wakefield, 1983-86, Yorkshire Archaeol. 2
- Moorhouse, S. and Slowikowski, A.M., 1992, 'The pottery' in Moorhouse and Roberts, 59-117
- Spavold, J. and Brown, S., 2005, *Ticknall pots and potteries*
- Snyder, J.B., 1997, *Romantic Staffordshire ceramics*
- Walter, J., 1999, *Brampton pots in the kitchen*
- Watkins, J.G., 1987, 'The Pottery' in Armstrong, P. and Ayers, B. (eds), *Excavations in High Street and Blackfriargate*, Hull Old Town Rep. Ser. 5, East Riding Archaeol. 8, 53-181
- Weatherill, L., 1996, *Consumer behaviour and material culture in Britain 1660-1760* (2nd ed.)
- Young, J., Vince, A. and Nailor, V., 2005, *A corpus of Anglo-Saxon and Medieval pottery from Lincoln*, Lincoln Archaeol. Stud. 7