



ARCHAEOLOGICAL  
SERVICES  
WYAS

**D-Campus**  
**Sheffield**  
**South Yorkshire**

*Archaeological Investigations*

*Volume II*

*Appendices*

*April 2010*

*Report No. 2058*

CLIENT

GMI Construction Group PLC

**Appendix 1: Inventory of primary archive**

Phase	File/Box No	Description	Quantity		
Evaluation	File no.1	Daily site record sheets	31		
		Trench record sheets	11		
		Drawing register sheets	3		
		Small finds register sheets	1		
		Grindstone discard register	1		
		Sample register sheets	1		
		Digital photo register sheets	2		
		Digital photo CD's	1		
		Photograph register sheets	10		
		Colour negative strips (sheets of)	5		
		B&W negative strips (sheets of)	5		
		Context register sheets	17		
		Context sheets (nos. 100-199)	100		
Evaluation	File no.2	Context sheets (nos. 200-399)	298		
Evaluation	File no.3	Context sheets (nos. 400-522)	520		
Excavation	File no.4	Matrix sheets (Area E)	7		
		Drawing sheet register sheets	12		
		Drawing register sheets	16		
		Small finds register sheets	1		
		Grindstone register	3		
		Sample register sheets	2		
		Sample description sheets	52		
		Levels sheets	4		
		Survey books (includes evaluation trench levels)	2		
		Excavation	File no.5	Group context register sheets	1
				Group context sheets (nos. 001-016)	16
				Context register sheets	34
				Context sheets (nos. 1000-1569)	163
Excavation	File no.6	Context sheets (nos. 1570-1779)	198		
Excavation	File no.7	Context sheets (nos. 1780-1999)	116		
Excavation	File no.8	Context sheets (nos. 2000-2238)	229		
Excavation	File no.9	Photograph register sheets	52		
		B&W negative strips (sheets of)	27		
		B&W negative strips (medium format) (sheets of)	2		
		Colour negative strips (sheets of)	22		
		Colour slides (sheets of)	2		
		Digital photo register sheets	20		
		Digital photo CD's	5		
		Evaluation	File no.10	Drawing sheets	23
Excavation	File no.11	Working (sketch) plan sheets	4		
		Working (draft) matrix sheets	7		
		Plan grid key sheets	4		
		Drawing sheets	202		
Excavation	File no.12	Drawing sheets	143		

## Appendix 2: Concordance of contexts

### Evaluation

Context	Trench	Description
100	1	Rubble/demolition layer
101	1	Cobble/stone surface
102	1	Brick wall
103	1	Brick wall
104	1	Brick wall
105	1	Brown-yellow Sand deposit
106	1	Concrete floor (upper)
107	1	Concrete floor (lower)
108	1	Concrete machine base
109	1	Concrete floor
110	1	Mixed rubble/demolition layer
111	1	Light grey rubble deposit
112	1	Sandstone masonry block/plinth
113	1	Sandstone doorstep
114	1	Yellow-brown sandy clay levelling layer
115	1	Mid-orange brown silty sand levelling layer
116	1	Sark brown grey sandy silt rubble
117	1	Grey rubble demolition layer
118	1	Mid-grey brown silty sand demolition layer
119	1	Concrete piles of swimming pool
120	1	Mid-grey silty sand levelling layer
121	1	Mid- brown grey silty sand levelling layer
122	1	Brown grey silty sand levelling layer
123	1	Dark orange brown silty sand make-up deposit
124	1	Mid-orange brown silty sand make-up layer
125	1	Mid-grey brown silty sand levelling layer
126	1	Mid-red brown silty sand levelling layer
127	1	Mid-yellow brown silty sand make-up layer
128	1	Yellow brown silty sand demolition deposit, fill of 140
129	1	Dark red brown silty sand demolition deposit
130	1	Mid-orange brown silty sand demolition deposit
131	1	Dark grey brown silty sand levelling layer
132	1	Mid-red brown silty sand rubble lens
133	1	Dark grey sandy silt levelling layer
134	1	Mid-grey brown silty sand demolition layer
135	1	Dark brown grey sandy silt layer, buried topsoil?
136	1	Dark grey brown silty sand layer, buried subsoil?
137	1	Orange brown sandy silt deposit
138	1	Swimming pool piles- tip lines
139	1	Swimming pool piles- tip lines
140	1	Swimming pool piles- tip lines
141	1	Light orange brown clay silt natural
142	1	Mid-grey brown gritty clay levelling deposit

Context	Trench	Description
143	1	Sandstone pathway or floor surface
144	1	Square brick plinth
145	1	Sandstone plinth
146	2	Dark black brown silty sand, possible floor surface
147	2	Brick wall
148	2	Dark black brown silty sand surface
149	2	Dark brown silty clay layer (within Structure 1)
150	2	Brick wall foundation- Structure 1
151	2	Dark brown sandy silt layer (within Structure 2)
152	2	Brick wall
153	2	Dark grey brown silty sand (within Structure 3)
154	2	Brick wall (Structure 3)
155	1	Concrete floor, basement of swimming pool
156	1	Brickwork of swimming pool
157	1	Ceramic drain forming swimming pool drainage
158	1	Dark grey brown silty sand layer
159	5	Circular brick well
160	5	Brown grey demolition rubble, fill of Well 159
161	2	Dark brown grey clay silt layer
162	2	Dark grey black silt layer
163	2	Yellow brown silty clay layer
164	2	Brown red silty clay layer
165	2	Brown black silty clay layer
166	2	Grey sand layer, associated with Wall 150
167	2	Cut for foundation trench for Wall 150
168	2	Yellow grey clay silt layer
169	2	Grey sand layer
170	2	Grey brown clay silt layer, natural?
171	2	Dark grey black clay silt layer
172	2	Yellow brown silty clay layer, redeposited natural
173	2	Cut of possible post-hole
174	2	Brown grey clay silt fill of 173
175	2	Red clay silt levelling layer
176	2	Dark brown black silty sand foundation layer
177	2	Orange brown sand foundation layer
178	2	Black silty sand layer
179	2	Yellow grey clay silt layer, redeposited natural?
180	1	Brick foundation within cobbles 101
181	1	Sandstone columns
182	1	Wooden plank/beam with metal clamp
183	1	Bricks butting wall 103, possible shelf
184	1	Mid-orange brown sand levelling deposit
185	1	Sandstone slabs, floor
186	1	Brick wall
187	1	Sandstone wall
188	1	Brick wall

Context	Trench	Description
189	1	Concrete floor
190	2	Construction cut for Wall 191
191	2	Stone wall
192	2	Dark black silty sand, fill of 190
193	2	Black silty sand demolition deposit
194	2	Mid-brown clay silt fill, of 190
195	5	Brown grey silty sand demolition layer
196	5	Brown yellow silty sand construction layer for concrete floor
197	5	Mid- grey silty sand construction layer over concrete floor
198	5	Concrete floor
199	5	Brick piles for under floor pipe system
200	5	Dark brown grey silty sand deposit
201	5	Orange-pink crushed brick deposit, make-up layer
202	5	Concrete floor
203	5	Concrete floor
204	5	Stone and brick floor/step
205	2	Dark brown black clay silt layer
206	2	Black sandy silt, made ground
207	2	Light brown grey silty sand layer
208	1	Brick surface/floor
209	2	Dark brown silty sand fill of 190
210	2	Dark brown black silty sand rubble fill of 190
211	2	Light yellow sandy clay layer, possible bank
212	2	Mid-brown grey silty clay layer, make-up
213	2	Dark grey black sandy clay, possible buried topsoil
214	2	Dark blue black grey silty sand demolition layer
215	2	Mid-yellow brown silty clay layer
216	2	Dark grey black silty sand layer, possible buried ground surface
217	2	Mixed demolition deposit
218	5	Concrete floor
219	5	Stone floor
220	5	Brick wall
221	5	Dark grey brown silty sand, backfill of room formed by 220
222	5	Stone cobbled surface
223	5	Brick wall of cellar
224	5	Stone slabs
225	5	Concrete floor
226	5	Concrete floor
227	5	Brick wall
228	5	Concrete interior wall
229	2	Construction cut for Wall 152
230	5	Concrete floor
231	5	Cuts for possible machine room pits, unexcavated
232	5	Cut for receptor holes for machine supports, unexcavated
233	5	Cast iron pipe
234	5	Flag floor

Context	Trench	Description
235	5	Brick walls outlining and dividing floor-space 234
236	5	Sandstone block
237	5	Brick wall
238	5	Brick wall
239	5	Sandstone block
240	5	Modern pipe trenches
241	5	Concrete surface
242	5	Brick surface
243	5	Grinding wheel- sandstone
244	5	Brick edging
245	VOID	
246	5	Brick constructed square duct feature
247	5	Mid-grey brown sand rubble, backfill of 246
248	5	Brick wall
249	5	Cobbled area
250	2	Orange yellow clay, redeposited natural
251	2	Grey yellow silty clay levelling deposit
252	5	Brick surface
253	2	Cut of linear feature, possible path
254	5	Dark black brown clay sand backfill
255	5	Dark black brown clay sand/ brick rubble backfill
256	VOID	
257	5	Dark purple black clinker deposit
258	5	Dark brown grey, redeposited clay?
259	5	Mid orange brown deposit comprising Iron fragments
260	2	Red brown silty clay layer, make-up
261	2	Construction cut for cobbles 262
262	2	Cobbled surface
263	2	Grey black silty sand levelling layer
264	2	Red brown clay associated with cobbles 262
265	2	Black grey silty sand within 261
266	2	Grey brown yellow grey clay fill of 261
267	2	Grey brown clay sand rubble, backfill
268	2	Grey brown yellow clay layer, redeposited natural?
269	2	Black sandy silt layer, make-up
270	2	Dark brown red clay levelling layer
271	2	Grey black silty sand, fill of 261
272	2	Cobbled floor surface
273	2	Brown black sandy silt rubble layer, make-up
274	2	Black silty gravel levelling deposit
275	2	Modern drain cut and fill
276	2	Hardcore
277	2	Concrete surface for bus station
278	2	Cut and fill of modern demolition of bus station
279	6	Mid-brown silt, natural alluvium
280	6	Mid-grey brown sandy silt layer

Context	Trench	Description
281	6	Building rubble layer with redeposited natural
282	6	Orange brown clay redeposited natural
283	6	Dark grey brown silty clay, compacted yard surface?
284	6	Dark grey brown silty sand, compacted yard surface?
285	6	Mid-orange brown silty sand, compacted yard surface?
286	6	Cut for drain
287	6	Mid-grey brown silty sand fill of 286
288	6	Dark grey silty sand lens
289	6	Dark grey brown silty sand make-up layer
290	6	Dark grey silty sand make-up layer
291	6	Tarmac surface
292	3	Sandstone cobbled road surface- River Lane
293	6	Mid-brown silt, alluvium
294	6	Mid-grey brown sandy silt layer
295	6	Building rubble make-up layer
296	6	Light orange-yellow clay, redeposited natural
297	6	Stone layer
298	6	Mid-orange brown silty sand make-up layer
299	6	Mid-orange brown silty sand lens
300	6	Mid-grey brown silty sand make-up layer
301	6	Dark grey brown sand layer
302	6	Brick wall
303	6	Brick wall
304	6	Concrete floor
305	VOID	
306	6	Three iron posts
307	6	Cut for water pipe service trench
308	6	Brick walls and foundations supporting metal and ceramic pipes
309	6	Brick wall
310	6	Concrete and flagstone floor
311	3	Mixed demolition deposit
312	3	Grey-black ash silt layer within furnace
313	6	Yellow grey gravel layer, bus station surface
314	6	Dark grey brown silty sand levelling
315	6	Red brown rubble, demolition layer
316	6	Sandstone and brick edging for pathway
317	6	Linear pipe trenches
318	6	Circular grinding wheels-sandstone
319	6	Brick wall
320	6	Brick wall
321	VOID	
322	6	Concrete floor
323	6	Brick wall, possible cellar
324	6	Levelling deposit same as 388
325	3	Blue grey sand deposit associated with use of furnace
326	3	Pale grey pink sand deposit associated with use of furnace

Context	Trench	Description
327	6	Mid-orange brown silty clay levelling layer
328	6	Mid-black brown silty clay levelling layer
329	6	Dark orange brown silty clay levelling layer
330	6	Mid-grey brown silty clay make-up layer
331	6	Dark black grey silt clay make-up deposit
332	6	Mid-orange brown silty clay redeposited natural
333	VOID	
334	6	Sandstone floor?
335	6	Construction cut for wall 302
336	3	Dark black brown silty sand levelling layer
337	3	Brick and concrete wall foundation
338	3	Brick setting
339	3	Brick setting
340	3	Concrete machine base
341	3	Dark grey black silty sand levelling deposit
342	3	Brick constructed manhole and drain
343	4	Brick wall
344	4	Concrete surface
345	4	Brick wall
346	4	Hardcore
347	4	Sandstone flags, possible floor
348	4	Brick wall
349	4	Concrete step
350	4	Brick wall
351	4	Brick wall
352	4	Concrete floor
353	4	Light grey brown sandy silt demolition deposit
354	4	Light grey brown sandy silt levelling layer
355	4	Hardcore and demolition debris
356	4	Concrete floor of cellar
357	4	Light white yellow sand make-up layer
358	3	Concrete and hardcore rubble
359	3	Brick 'T-shaped'-wall
360	3	Brick wall
361	6	Brick wall
362	3	Concrete ? machine base
363	3	Brick setting
364	3	Dark grey sand levelling deposit, unexcavated
365	3	Cobble surface
366	4	Concrete floor
367	4	Dark brown black grit/clinker make-up layer
368	4	Brick and sandstone wall foundations
369	4	Dark grey brown sandy silt fill of 370
370	4	Construction cut of wall 368
371	4	Light grey yellow sand make-up layer
372	4	Dark purple black clinker layer



Context	Trench	Description
373	4	Brick walls
374	4	Construction cut for wall 373
375	4	Light red orange sandy silt make-up layer
376	4	Light yellow grey sand make-up layer
377	4	Dark grey brown sandy silt make-up layer
378	4	Mid-yellow brown silty clay make-up layer
379	4	Light orange yellow clay sand make-up layer
380	VOID	
381	4	Concrete and brick wall foundation
382	4	Large sandstone block foundations
383	4	Metal girder above Wall 345
384	4	Mid-yellow brown sandy silt make-up layer
385	VOID	
386	4	Sandstone fragments possible floor surface
387	3	Modern pipe trench
388	6	Dark black brown sandy silt levelling deposit
389	6	Mixed brick and rubble backfill
390	6	Dark black brown sandy clay rubble, make-up
391	6	Mid-orange yellow brown sandy clay, possible redeposited natural
392	3	Dark brown black levelling layer
393	3	Mid-grey brown silty sand, fill of 401
394	3	Dark grey black silty sand, fill of 401
395	3	Light yellow brown sandy clay, fill of 401
396	3	Light brown grey gravel, fill of 401
397	3	Mid-yellow brown sandy clay, fill of 401
398	3	Mid-grey sandy clay, fill of 401
399	3	Dark brown black clinker deposit, fill of 401
400	3	Mid-brown gravel, fill of 401
401	3	Cut of pipe trench
402	3	Dark black clinker fill of 403
403	3	Cut of possible pipe trench
404	3	Dark grey brown silty sand make-up layer
405	3	Dark brown silty sand make-up layer
406	3	Hardcore fill of 407
407	3	Cut of possible pipe trench
408	3	Dark brown black silty sand make-up layer
409	3	Mid-yellow brown sandy clay make-up layer
410	3	Dark grey black silty sand make-up layer
411	3	Light grey brown clay sand make-up layer
412	3	Mid pink red sand make-up layer
413	3	Dark brown black silty sand make-up layer
414	3	Make-up layer
415	3	Dark grey brown silty sand make-up layer
416	3	Dark grey brown silty sand make-up layer
417	3	Dark brown black silty sand make-up layer
418	3	Dark black coal deposit

Context	Trench	Description
419	3	Mid-yellow sandy clay make-up layer
420	3	Mid-grey black clay sand, buried surface?
421	3	Mid yellow orange clay sand natural
422	4	Dark grey brown gritty fill of possible pit 423
423	4	Cut of possible pit
424	4	Concrete and paved surface for bus station
425	4	Mid-grey brown sandy grit make-up layer
426	4	Mid-brown grey silt natural alluvium
427	4	Mid-red brown sandy silt make-up layer
428	4	Brick? floor surface
429	4	Brick wall
430	4	Brick wall
431	4	Concrete floor
432	3	Brick wall
433	3	Brick wall
434	4	Dark grey brown silt make-up layer
435	4	Mid-orange brown sandy silt make-up layer
436	4	Light grey orange redeposited clay
437	4	Brick wall and foundations
438	4	Mid-grey orange sand make-up layer
439	4	Light grey clay make-up layer
440	4	Brick wall
441	4	Brick wall
442	4	Mid-grey brown silty sand rubble backfill
443	4	Brick and sandstone floor surface
444	4	Mid-yellow brown sandy silt fill of 445
445	4	Cut of pit
446	4	Light-grey brown silty clay make-up layer
447	4	Dark grey brown sandy silt make-up layer
448	4	Mid-yellow brown sandy clay backfill 437
449	4	Cut for foundation trench
450	4	Dark brown grey gritty make-up layer
451	4	Light brown yellow redeposited clay make-up layer
452	4	Mid-grey brown sandy silt backfill of 454
453	4	Brick wall
454	4	Construction cut for Wall 453
455	4	Dark blue grey organic rich silt, possible waterborne deposit
456	3	Cut of possible post-hole
457	3	Mid-brown grey sandy silt, fill of 456
458	3	Cut of possible pit
459	3	Mid-orange brown sandy silt levelling layer
460	3	Orange brown mottled sandy silt, made-ground
461	3	Dark-grey brown silty sand levelling layer
462	3	Dark-grey brown silty sand fill of 486
463	3	Dark grey brown silty sand layer
464	3	Cut of ?linear feature

Context	Trench	Description
465	3	Mid-grey brown silt fill of 464
466	3	Mixed sandy clay levelling layer
467	3	Mixed sandy clay levelling layer
468	3	Black gritty coal rich make-up layer
469	3	Dark grey brown sand silt layer of made-ground
470	3	Brick layer
471	3	Brick furnace floor
472	3	Brick firebox of furnace
473	3	Brick furnace interior walls
474	3	Brick re-build of furnace chamber
475	4	Mid grey brown sandy silt fill of 476
476	4	Cut of post-hole
477	4	Sandstone culvert
478	4	Dump of pottery
479	4	Dark grey brown sandy silt backfill
480	4	Modern drain
481	3	Brick wall- stoke area in front of furnace
482	3	Mid-brown grey sand within furnace
483	4	Brick wall
484	3	Dark grey brown silty sand layer
485	3	Mid-orange brown sandy silt levelling layer
486	3	Possible cut of linear feature
487	3	Mid-orange brown sandy silt levelling layer
488	4	Concrete floor surface
489	3	Light orange yellow clay redeposited natural
490	4	Mid-grey brown layer
491	4	Mid-yellow grey layer
492	4	Light orange yellow redeposited clay
493	4	Dark yellow brown redeposited silty clay
494	4	Sandstone wall
495	4	Mid-yellow brown redeposited clay silt
496	4	Brick wall
497	4	Dark grey brown grit make-up layer
498	3	Dark black coal dump
499	3	Light yellow sandy clay make-up layer
500	3	Light yellow grey clay layer
501	3	Light yellow brown clay make-up layer
502	3	Dark brown black silty clay make-up layer
503	3	Crushed brick layer
504	3	Mid-red brown silty sand make-up layer
505	3	Mid-grey brown sandy silt fill of 506
506	3	Cut of feature
507	3	Mid-grey sandy silt fill of 509
508	3	Black silt organic rich fill of 509
509	3	Cut of feature
510	3	Light brown grey silt fill of 517

---

Context	Trench	Description
511	3	Light grey sandy silt fill of 517
512	3	Light grey sandy silt fill of 517
513	3	Mid-brown grey silt sill of 517
514	VOID	
515	3	Dark grey black organic rich silt fill of 517
516	3	Mid-grey brown organic rich silt fill of 517
517	4	Cut of possible pond
518	3	Brick walls
519	3	Mixed orange grey sandy silt ?fill of 517
520	3	Mid-grey silt fill of ?517
521	3	Mid-grey and black lenses within 517
522	3	Mid yellow blue grey sandy clay natural

---

## Excavation

Context	Area	Group	Description	Artefacts and environmental samples
1000	A/D/C/ E/F		Made-ground/Overburden	A/D - Pot (380), Leather (3), Glass (41), Clay Pipe (53), Industrial Residues (7), Modern Alloy (11), Fe (24), Cu Alloy (4), Shell (2), Stone (5) C - Pot (9), Glass (10), Clay Pipe (2) E - Pot (127), Leather (3), Glass (36), Clay Pipe (3), Modern Alloy (59), Fe (12), Cu Alloy (2), Stone (13) ?Ivory (2) F - Pot (3), Glass (8), Clay Pipe (4), Industrial Residues (3), Cu Alloy (2), Bone (1), Stone (1) ? - Pot (52), CBM (7), Wood (3)
1001	F		Redbrick Wall	Pot (13)
1002	F		Sandstone and Redbrick Wall	
1003	F		Fill of 1071	
1004	F		Redbrick Wall	
1006	F		Redbrick Wall	
1007	F		Redbrick and Concrete Wall	
1008	F		Made-ground	
1009	F		Sandstone Foundations	
1010 = 1049	F		Fill of 1011	Pot (10), CBM (1), Industrial Residues (15), Stone (2)
1011 = 1047	F		Construction Cut for 1001	
1012	F		Demolition Backfill	
1013	F		Sandstone Wall	
1014	F		Concrete Floor	
1015	F		Redbrick Wall	
1016	F		Redbrick Manhole/Soak-away	
1017			VOID missing sheet	Described as 'black coal dust deposit'
1018	F		Demolition Backfill	
1019	F		Sandstone Base	
1020	F	008	Sandstone Foundation/?Machine Base	
1021	F	008	Redbrick Patching to 2010	
1022	F	008	Redbrick Patching to 1020 and 1024	
1023	F	008	Redbrick Patching to 1024	
1024	F	008	Sandstone Foundation/?Machine Base	
1025	F	008	Sandstone Foundation/?Machine Base	
1026	F		Tarmac Surface	
1027	F		Concrete Cap	
1028	F	008	Redbrick Patching to 1020 and 1024	
1029	F		Levelling Layer	
1030	F		Tarmac and Concrete Surface	
1031	F		Concrete Surface	

Context	Area	Group	Description	Artefacts and environmental samples
1032	F		Redbrick Manhole/Soak-away	
1033	F		Redbrick Manhole/Soak-away	
1034	F		Fill of 103	
1035	F		VOID missing sheet	Described as 'ceramic pipe in "concreate"' LOL.
1036	F		Made-ground	
1037 = 1067	F		Redbrick and Concrete Plinth	
1038	F		Redbrick Wall	
1039	F		Made-ground	
1040	F		Redbrick Rebuild	
1041	F		Fill of 1050	
1042	F		Fill of 1050	
1043	F		Fill of 1050	
1044	F		Made-ground/Levelling Layer	
1045	F		Ephemeral Levelling Layer	
1046	F		Redbrick Surface/Foundation	
1047 = 1011	F		Construction Cut for 1001	
1048			VOID missing sheet	Described as a 'cut'
1049 = 1010	F		Fill of 1011	
1050	F		Deposit Interface	
1051	F		Redbrick Structure	
1052	F		Made-ground	
1053	F		Cut of Demolition Intrusion	
1054	F		Demolition Backfill of 1053	
1055	F		Construction Cut of ?Culvert	
1056	F		Grindstone; Culvert Capstone	
1057	F		Levelling Layer	
1058	F		Levelling Layer	
1059	F		Fill of 1055; ?Bedding Layer	
1060	F		Sediment Fill of 1055	Fe (1)
1061	F		Sandstone Wall	
1062 = ?1079	F		Ash Bedding Mortar; Fill of 1055	
1063	F		Made-ground; Cinder Surface	
1064	F		Made-ground	
1065	F		Made-ground/Levelling Layer	
1066	F		Sealed Clay Accumulation	
1067 =1037	F		Redbrick and Concrete Plinth	
1068	F		Modern Demolition Layer	
1069	F		Modern Drain and Backfill	Pot (1)
1070	F		?Made-ground	
1071	F		Cut of ?Feature	
1072	F		Modern Truncation with Concrete Backfill/?Cap	

Context	Area	Group	Description	Artefacts and environmental samples
1073	F		Fill of 1071	
1074			VOID Sheet missing	Described as 'yellow compact sand, natural?' 'linear cut'
1075			VOID sheet missing	
1076	F		Fill of 1078	
1077	F		Fill of 1078	
1078	F		Construction Cut for 1076	
1079 = ?1062	F		Ash Bedding Mortar; Fill of 1055	
1080	F		Fill of 1055	
1081	F		Construction Cut for 1069	
-	-	-	END OF NUMBER BLOCK	-
1200	C		Re-deposited Natural Backfill	
1201	C		Cut of ?Feature	
1202	C		Fill of 1202	
1203	C		Limestone Wall	
1204	C		Limestone Wall	
1205	C		Redbrick Wall	
1206 = 1210	C		Structural Matrix of 1210	
1207	C		Redbrick Wall	
1208	C		Redbrick Vaulting	
1209	C		Redbrick Vaulting	
1210 = 1206	C		Limestone Wall	
1211	C		?Redbrick Soak-away	
1212	C		Demolition Backfill	
1213	C		Redbrick Facing on 1210	
1214	C		Redbrick Facing on 1210	
1215	C		Redbrick Facing on 1210	
1216	C		Redbrick Facing on 1210	
1217	C		Demolition Backfill	
1218	C		Demolition Backfill	
1219	C		Construction Cut for 1211	
-	-	-	END OF NUMBER BLOCK	-
Red	Text	Means	Not on	Matrix. Location unrecorded, missing card etc.
Blue	Text	Means	New on	Matrix
Green	Text	Means	Already on	Matrix
Pink	Text	Means	On matrix as	Group number e.g. Cellar 5
Orange	Text	Means	Needs including when	A, D, F and trench 3 are combined
1500	A/D		Ash Deposit	
1501	A/D		Kerbstones	
1502	A/D		Cobblestone Surface	
1503	A/D	015	Redbrick Fill cellar 4	Pot (34), CBM (5), Glass (2), Clay Pipe (2)
1504	A/D	015	Redbrick Fill cellar 5	
1505	A/D		Demolition Backfill cellar 4	Pot (33), Clay Pipe (2), Palaeoenvironmental Spot Sample (from bottle)

Context	Area	Group	Description	Artefacts and environmental samples
1506	A/D	015	Demolition Backfill cellar 1	Pot (34), CBM (2), Glass (6), Clay Pipe (7), Fe (1), Cu Alloy (13), Bone (1)
1507	A/D	014	Sandstone Wall	
1508	A/D	014	Sandstone Foundations cellar5	
1509	A/D	015	Demolition Backfill cellar 1	Pot (12), Wood (1), Clay Pipe (2)
1510	A/D	015	Demolition Backfill cellar 1	Pot (33), Glass (8), Clay Pipe (3), Cu Alloy (3)
1511	A/D	015	Demolition Backfill cellars 2&3	Pot (91), CBM (1), Glass (8), Clay Pipe (7), Fe (1), Cu Alloy (3), Bone (1)
1512	A/D		Redbrick Wall	
1513	A/D		Redbrick Wall	
1514	A/D		Demolition Backfill cellar 5	Pot (14), Glass (1)
1515	A/D		Demolition Backfill cellar 1	Pot (107), Wood (1), Leather (1), Glass (3), Clay Pipe (17), Fe (8), Cu Alloy (9), Shell (1)
1516	A/D	014	Chute cellar 4	
1517	A/D	014	Chute cellar 4	
1518			VOID	Missing card
1519	A/D		Sandstone Block	Within 1000!
1520			VOID	Card missing
1521	A/D		Machine Disturbance	Pointless irritation
1522 = 1523	A/D		Mixed Clinker Deposit	Pot (594), Glass (4), Clay Pipe (72), Bone (1), Shell (1)
1523 = 1522	A/D		Mixed Clinker Deposit	Pot (7), CBM (1)
1524	A/D		Gravel Fill	Fill of mindless irritation 1521
1525	A/D		Made ground	Clay Pipe (3)
1526	A/D	015	Clayey Sand Fill	Pot (29)
1527	A/D		Demolition Layer	
1528	A/D		Fill of 1541=1777 coal chute	
1529	A/D		Fill of 1777 coal chute	
1530	A/D		Fill of 1777 coal chute	
1531	A/D		Fill of 1777 coal chute	
1532	A/D		Fill of 1823	
1533	A/D		Fill of 1778	
1534	A/D		Fill of 1824	
1535	A/D		Fill of 1779	
1536	A/D		Fill of 1779	
1537	A/D	015	Redbrick Fill	Pot (39), CBM (6), Clay Pipe (6), Cu Alloy (2)
1538	A/D	014	Base Associated with 1539	
1539	A/D	014	Plinth Footings	
1540	A/D		Made-ground/Demolition Layer	Pot (3)
1541	A/D		Cut of Pit	
1542	A/D		Made-ground/Demolition Layer	
1543	A/D		Demolition Layer	



Context	Area	Group	Description	Artefacts and environmental samples
1544			VOID	
1545	A/D	014	Redbrick Wall	Pot (19), CBM (1), Clay Pipe (12)
1546	A/D	015	Redbrick Fill	Pot (1), CBM (3), Glass (1)
1547	A/D		Cut of Pit	
1548	A/D		Fill of 1547	Pot (133), Glass (55), Clay Pipe (25), Fe (19), Cu Alloy (3), Pb (3)
1549	A/D	014	Made-ground	Pot (51), Glass (3), Clay Pipe (18)
1550	A/D		Demolition Layer	Pot (11)
1551	A/D	014	Plinth Footing	
1552	A/D	014	Redbrick Wall	
1553	A/D	014	Redbrick Wall	CBM (1)
1554	A/D		Demolition Layer	Pot (43), Glass (1), Clay Pipe (24)
1555	A/D	014	Sandstone Wall	
1556	A/D		Fill of 1557	Pot (18)
1557	A/D		Construction Cut for 1553	CBM (2)
1558	A/D	015	Redbrick Fill cellar 2	Pot (8), CBM (7), Glass (1), Stone (1)
1559	A/D	014	Sandstone Wall twix cellar 172	
1560	A/D		Construction Cut for 1563	
1561	A/D	014	Redbrick Wall	CBM (1)
1562	A/D	014	Sandstone Wall	
1563	A/D	014	Sandstone Foundations	
1564	A/D		Demolition Layer	Clay Pipe (4)
1565	A/D		Fill of 1567	Pot (62), Glass (1)
1566	A/D		Fill of 1560	Glass (1), Clay Pipe (6)
1567	A/D		Construction Cut for 1545	Pot (7)
1568	A/D		Fill of 1567	Pot (18)
1569	A/D	014	Redbrick Wall	CBM (1)
1570	A/D	014	Sandstone Wall cellar 1	
1571	A/D	014	Sandstone Wall	
1572	A/D	014	Sandstone Wall	
1573	A/D	014	Sandstone Wall	
1574	A/D	014	Sandstone Wall	
1575	A/D	014	Sandstone Wall	
1576	A/D	014	Sandstone Wall	
1577	A/D	014	Sandstone Wall	Mortar Sample 13
1578	A/D	014	Sandstone Wall	
1579	A/D	014	Sandstone Wall	
1580	A/D	014	Sandstone Wall	Mortar Sample 9
1581	A/D	014	Sandstone Wall	
1582	A/D	014	Sandstone Wall	
1583	A/D	014	Sandstone Wall	
1584	A/D	014	Sandstone Wall	

Context	Area	Group	Description	Artefacts and environmental samples
1585	A/D	014	Sandstone Wall	
1586	A/D	014	Redbrick Wall	
1587	A/D	014	Sandstone Wall	
1588	A/D	014	Sandstone Wall	
1589	A/D	014	Sandstone Wall	
1590	A/D	014	Sandstone Wall	
1591	A/D	014	Sandstone Wall	
1592	A/D	014	Sandstone Wall	
1593	A/D	014	Sandstone Wall	
1594	A/D	014	Sandstone Wall	
1595	A/D	014	Flagstone Floor	
1596	A/D	014	Flagstone Floor	
1597	A/D	014	Flagstone Floor	
1598	A/D	014	Flagstone Floor	
1599	A/D		VOID	Missing card
1600	A/D		?Made-ground	
1601	A/D		Redbrick ?Soak-away	
1602	A/D		Redbrick ?Soak-away	
1603	A/D	014	Stairs	
1604	A/D	014	Sandstone Rebuild	Plaster Sample 10
1605	A/D	014	Sandstone Wall	Mortar Sample 11, Plaster Sample 14
1606	A/D	014	Sandstone Wall	Mortar Sample 12
1607	A/D	014	Flagstone Floor	
1608	E	002	Cobblestone Surface	
1609	A/D		Made-ground for 1610	Pot (159), Glass (10), Clay Pipe (28), Wood (1)
1610	A/D		Tarmac Surface	
1611	A/D		Made-ground	Pot (9), Glass (1), Clay Pipe (3)
1612	E		Bedding Layer for 1608	
1613	E		Made-ground	Bone (3)
1614	A/D		Construction Cut	
1615	A/D	014	Redbrick Wall	Pot (1)
1616	A/D	014	Plinth Footing	
1617	A/D		Fill of 1614	Pot (19), Clay Pipe (8)
1618	A/D		Construction Cut for 1561	
1619	A/D		Fill of 1618	Pot (2)
1620	A/D		Fill of 1623	Pot (16), Clay Pipe (6)
1621	A/D		Fill of 1623	Pot (6), Stone (1)
1622	A/D		Kerbstones	
1623	A/D		Construction cut for 1622	
1624	A/D		Ash Layer	Pot (30), Glass (1), Clay Pipe (4)
1625	E		Sandy Clay Layer	
1626	A/D		Kerbstones	

Context	Area	Group	Description	Artefacts and environmental samples
1627	A/D		Kerbstones	
1628	A/D		Cut for Kerbstone 1627 & 1626	
1629	E		Fill of 1630	Glass (1), Industrial Residues (3), Bone (1)
1630	E	004	Cut of Posthole	
1631	E	004	Fill of 1632	
1632	E	004	Cut of Posthole	
1633	E	004	Fill of 1634	Clay Pipe (2)
1634	E	004	Cut of Posthole	
1635	A/D		Cobblestone Surface	
1636	A/D		Fill of 1547	
1637	E	004	Fill of 1638	
1638	E	004	Cut of ?Posthole	
1639	E	004	Fill of 1640	
1640	E	004	Cut of ?Posthole	
1641	A/D		Redbrick and Sandstone Soak-away	
1642	E	004	Fill of 1643	
1643	E	004	Cut of Posthole	
1644	E	004	Fill of 1645	Glass (1), Clay Pipe (3)
1645	E	004	Cut of ?Posthole	
1646	E	004	Fill of 1647	
1647	E	004	Cut of Posthole	
1648	E	004	Fill of 1649	
1649	E	004	Cut of Posthole	
1650	E	004	Fill of 1651	
1651	E	004	Cut of Posthole	
1652	E	004	Fill of 1653	
1653	E	004	Cut of Posthole	
1654	A/D	014	Cut of Pit	
1655	A/D	014	Fill of 1654	
1656	E	004	Fill of 1657	
1657	E	004	Cut of Posthole	
1658	E	004	Fill of 1659	
1659	E	004	Cut of Posthole	
1660	E	004	Fill of 1661	
1661	E	004	Cut of ?Posthole	
1662	E	004	Fill of 1663	
1663	E	004	Cut of ?Posthole	
1664	A/D	014	N-S Drain	
1665	A/D		Fill of 1664	Pot (132), Glass (8), Clay Pipe (21), Industrial Residues (1), Fe (2), Cu Alloy (10)
1666 = 1702	A/D		Cut of Pit	

Context	Area	Group	Description	Artefacts and environmental samples
1667 = 1703	A/D		Fill of [1667]	Pot (5)
1668	A/D		Levelling Deposit	Pot (2), Clay Pipe (1)
1669	A/D	014	Sandstone Wall	
1670	A/D	014	Redbrick Vaulting	
1671	A/D	014	Redbrick Vaulting	
1672	A/D	014	Redbrick Vaulting	
1673	A/D	014	Redbrick Vaulting	
1674	E	004	Fill of 1674	
1675	E	004	Cut of ?Posthole	
1676	E	004	Fill of 1677	
1677	E	004	Cut of ?Stakehole	
1678	E	004	Fill of 1679	
1679	E	004	Cut of ?Posthole	
1680	E	004	Fill of 1681	
1681	E	004	Cut of Posthole	
1682	A/D	012	Sandstone Wall	
1683	A/D	012	Sandstone and Redbrick Wall	Pot (2), Clay Pipe (1)
1684	A/D	012	Redbrick Wall	
1685	A/D	012	Sandstone Wall	
1686	A/D	012	Made-ground	
1687	A/D		Levelling Layer	
1688	A/D		Kerbstones	
1689	A/D		Made-ground/Tipping Lens's	
1690	A/D		Made-ground/Tipping Lens's	Pot (1)
1691	A/D		Made-ground/Tipping Lens's	
1692	A/D		Levelling Deposit	Pot (12), Glass (1), Clay Pipe (2)
1693	E	004	Fill of 1694	
1694	E	004	Cut of Posthole	
1695	E	004	Fill of 1696	
1696	E	004	Cut of ?Posthole	
1697	E	004	Fill of Posthole	
1698	E	004	Cut of Posthole	
1699	A/D		Bedding Layer for 1635	Pot (30), CBM (3), Glass (5), Clay Pipe (5), Pb (2), Small Finds 1 and 2 (Coins)
1700	E	004	Fill of 1701	
1701	E	004	Cut of ?Posthole	
1702 = 1666	A/D		Cut of Pit	
1703 = 1667	A/D		Fill of 1702	Pot (13), Clay Pipe (1)
1704	E	004	Cut of Posthole	

Context	Area	Group	Description	Artefacts and environmental samples
1705	E	004	Fill of 1704	
1706	E	004	Cut of Posthole	
1707	E	004	Fill of 1706	
1708	E	004	Cut of ?Posthole	
1709	E	004	Fill of 1704	
1710	E	004	Fill of 1710	
1711	A/D		NE-SW Modern Pipe	
1712	A/D	012	Sandstone Wall	
1713	A/D		Fill of 1714	Pot (3), Glass (5), Fe (4)
1714	A/D		?Construction Cut	
1715	A/D		Fill of 1901	CBM (1), Glass (1), Cu Alloy (1)
1716	A/D	012	Chute	
1717	A/D		Fill of 1902	Glass (2)
1718	A/D	012	Chute	
1719	A/D		Fill of 1628	Pot (6), Glass (2), Clay Pipe (1)
1720	A/D	014	Sandstone Rebuild	
1721	A/D	014	Stairs	
1722	A/D	014	Sandstone and Plaster Diagnostic Markings	
1723	A/D	014	Stairs	
1724	A/D	014	Sandstone Rebuild	
1725	A/D	014	Sandstone Rebuild	
1726	A/D	014	VOID	
1727	A/D	014	Redbrick Vaulting	
1728	A/D	014	Redbrick Vaulting	
1729	A/D	014	Redbrick Vaulting	
1730	A/D	014	Redbrick Vaulting	
1731	A/D		E-W Modern Pipe	
1732	A/D	014	Sandstone Wall	
1733	A/D		?Made-ground	
1734	A/D		Fill of 2101	Pot (13), Glass (2), Clay Pipe (9)
1735	A/D	014	Chute	
1736	A/D		Concrete Pile	
1737	A/D	014	Stairs	
1738	A/D	014	Sandstone Rebuild	
1739	A/D		Plaster and paint	
1740	E	004	Fill of 1741	
1741	E	004	Cut of Posthole	
1742	E	004	Fill of 1743	

Context	Area	Group	Description	Artefacts and environmental samples
1743	E	004	Cut of Posthole	
1744	A/D	014	Redbrick Vaulting	Bone (31)
1745	A/D		Redbrick Well	
1746	A/D		Backfill of 1745	Pot (14), Clay Pipe (1)
1747	A/D		Fill of 1745	Pot (12), Glass (3), Clay Pipe (2), Stone (1)
1748	A/D	014	Redbrick Vaulting	
1749	A/D		Construction cut	
1750	A/D		Construction Cut for 1745	
1751	A/D		Robber Trench	
1752	A/D	014	Stairs	
1753	A/D	014	Sandstone Rebuild	
1754	E		Fill of 1756	Pot (1), Glass (1), Clay Pipe (1)
1755	E		Fill of 1756	
1756	E		Cut of ?Feature	
1757	E		Made-ground	Pot (3), CBM (2), Bone (8)
1758	E		?Lens of 1757	
1759	A/D	012	Sandstone Wall	Bone (1)
1760	A/D	012	Construction Cut for 1682/1683/1684/1759	
1761	E	005	Fill of 1774	
1762	E	005	Fill of 1776	
1763 = 1764	E	005	Fill of 1776	
1764 = 1763	E	005	Fill of 1776	
1765 = 1766	E	005	Fill of 1776	
1766 = 1765	E	005	Fill of 1776	
1767	E	005	Natural (Alluvial)	
1768	E	005	Natural (Alluvial)	
1769	E		Natural	
1770	E	005	Fill of 1761	
1771	E	005	Fill of 1761	
1772	E	005	Fill of 1780	
1773	E	005	Fill of 1761	
1774	E	005	Deposit Interface in 1761	
1775 = 1776	E	005	Cut of ?Feature	
1776 = 1775	E	005	Cut of ?Feature	
1777	A/D	014	Chute	
1778	A/D	014	Chute	
1779	A/D	014	Chute	
1780	E	005	Cut of Borehole	

Context	Area	Group	Description	Artefacts and environmental samples
1781	E		Construction Cut for 1782	
1782	E		Sandstone Foundations	Pot (9), Clay Pipe (4), Fe (1), Cu Alloy (1), Bone (1)
1783	E		Made-ground	
1784	E	003	Construction Cut for 1785	
1785	E	003	Redbrick Wall	
1786	E	003	Fill of 1784	Pot (6)
1787	E	003	?Fill of 1784	
1788	E		Cut of Robber Trench	
1789	E		Fill of 1788	
1790	E		Fill of 1788	
1791	E	001	Construction Cut for 1792	
1792	E	001	Modern Cutlery Works	Pot (2)
1793	E	001	Fill of 1791	
1794	E	003	Made-ground/Levelling Layer	
1795	E	005	= 517 Evaluation	
1796	E	005	= 513 Evaluation; Fill of 1795	
1797	E	005	= 509 Evaluation	
1798	E	005	= 508 Evaluation; Fill of 1797	
1799	E	005	= 507 Evaluation; Fill of 1797	Pot (8), Clay Pipe (2)
1800	E	005	= 506 Evaluation	
1801	E	005	= 505 Evaluation; Fill of 1800	Pot (5), Clay Pipe (7)
1802	E	005	= 504 Evaluation; Fill of 1800	Pot (8), CBM (5), Clay Pipe (2)
1803	E	005	= 501 Evaluation; Fill of 1800	
1804	E	005	Fill of 1795	
1805	E	005	Fill of 1795	Pot (1), Glass (1)
1806	E	005	Natural (Alluvial) Layer	
1807	E		Cut of Gully	
1808	E		Fill of 1807	
1809	E		Fill of 1807	
1810	E		Fill of 1807	
1811	E		Cut of Ditch	
1812	E		Fill of 1811	Clay Pipe (4), Bone (2)
1813	A/D		Made-ground	
1814	A/D		Fill of 1714	
1815	A/D		Made-ground	
1816	A/D		?Pipe Cut	
1817	A/D		Fill of 1816	Pot (1), Glass (1)
1818	E		Fill of 1807	
1819	A/D		Fill of 1820	Pot (1)
1820	A/D		Cut of Posthole	
1821	A/D		Fill of 1760	
1822	E		Demolition Deposit	
1823	A/D		Cut of Pit	

Context	Area	Group	Description	Artefacts and environmental samples
1824	A/D		Cut of Pit	
1825	A/D	012	Sandstone Wall	
1826 = 2110	A/D	012	Sandstone Wall	
1827	A/D	012	Flagstone Floor	
1828	A/D	012	Flagstone Floor	
1829 = 2065	A/D	012	Flagstone Floor	
1830	A/D	012	Cut of Drain	
1831	A/D	012	Redbrick Wall	
1832	A/D	012	Redbrick Wall	
1833 = 2025	A/D	012	Redbrick Wall	
1834	A/D	012	Redbrick Vaulting	
1835	A/D	012	Redbrick Vaulting	
1836	A/D	012	Redbrick Vaulting	
1837	A/D	012	Chute	
1838	A/D	012	Chute	
1839	A/D	012	Chute	
1840	A/D	013	Redbrick Fill	
1841	E	007	Timber Remnants	Wood (1)
1842	E	007	Fill of 1848	
1844	E	006	Sandstone Culvert Wall	Pot (3), Leather (2), Glass (1)
1845	E	006	Fill of 1941	Pot (15), Leather (1), Glass (3), Clay Pipe (10)
1846			VOID	
1847			VOID	
1848	E	007	?Re-cut of Channel 1851	
1849	E	007	Fill of 1848	Pot (7), Glass (1), Clay Pipe (5)
1850	E	007	Fill of 1851	Pot (11), Clay Pipe (8)
1851	E	007	Cut of Channel	
1852	E	007	Alluvial ?Fill	
1853	E	007	Timber Stake	Wood (1), Fe (3)
1854	E	007	Timber Remnant	
1855	E	007	Fill of 1851	
1856	A/D	013	Redbrick Fill	Pot (5), Leather (2), Glass (4), Clay Pipe (3)
1857	A/D		Sandstone Deposit	
1858	A/D		Demolition Backfill	Pot (1), Glass (13), Fe (1)
1859	A/D	012	Redbrick Vaulting	
1860	A/D	012	Flagstone Floor	
1861	A/D	012	Sandstone Foundations	



Context	Area	Group	Description	Artefacts and environmental samples
1862	A/D	012	Redbrick Stair Well Retaining Wall	CBM (1), Modern Alloy (1)
1863	E		Made-ground	Pot (4), Clay Pipe (1)
1864	E	007	Natural (Alluvium)	
1865 = 1871	E	007	Alluvial ?Fill	
1866 = 1872	E	007	Alluvial ?Fill	Pot (21), Clay Pipe (1)
1867	E	007	Timber; ?Continuation of 1929	
1868	E	006	Sandstone Culvert Wall	
1869	E	006	Redbrick Vaulted Culvert Roof	CBM (1)
1870	E	007	Natural (Alluvium)	
1871 = 1865	E	007	Alluvial ?Fill	
1872 = 1866 and 1874	E	007	Alluvial ?Fill	
1873	E	007	Fill of 1883/1941	
1874 = 1866 and 1872	E	007	Alluvial ?Fill	
1875	E	007	Timber Stake	Wood (1)
1876	E	007	Timber Stake	
1877 = 1882	E	007	Fill of 1848	
1878 = 1881	E	007	Fill of 1848	
1879	E	007	Cut of Channel/?Goit	
1880	E	007	Fill of 1879	Pot (1)
1881 = 1878	E	007	Fill of 1848	
1882 = 1877	E	007	Fill of 1848	
1883 = 1941 and 1953	E		Fill of 1883/1941/1953	
1884	A/D	012	Sandstone Wall	
1885	A/D	012	Sandstone Wall	
1886	A/D	012	Redbrick Wall	
1887	A/D	012	Flagstone Floor	
1888	A/D	012	Flagstone Floor	
1889	A/D	012	Redbrick Wall	

Context	Area	Group	Description	Artefacts and environmental samples
1890	A/D	012	Redbrick Vaulting	
1891	A/D	012	Sandstone Wall	
1892 = 1893	A/D	013	Redbrick Fill	
1893 = 1892	A/D	013	Redbrick Fill	
1894	A/D	012	Chute	
1895	E	007	Fill of 1879	
1896	E	007	Fill of 1879	
1897	E	007	Fill of 1879	Wood (1)
1898	E	007	Fill of 1883/1941/1953	
1899	E	007	Fill of 1883/1941/1953	
1900	A/D		Made-ground	
1901	A/D		Construction Cut for 1716	
1902	A/D		Construction Cut for 1718	
1903	A/D		Fill of [1904]	
1904	A/D		?Drainage Trench	
1905			VOID	Missing sheet
1906			VOID	Missing sheet
1907	A/D	012	Construction Cut for 1861	
1908	A/D	012	Fill of 1907	
1909	A/D	012	Redbrick Vaulting	
1910	A/D	012	Redbrick Wall	
1911	A/D	012	Chute	
1912	A/D	014	Construction Cut for 1913	
1913	A/D	014	Drain Associated with 1745	
1914	A/D	014	Fill of 1912	Pot (9), CBM (1), Clay Pipe (1)
1915	A/D		Fill of 1714	Pot (13), Glass (1)
1916	A/D		Alluvial Fill of 1918	
1917	A/D		Alluvial Fill of 1918	Pot (1)
1918	A/D		Palaeochannel	
1919	E	007	Palaeochannel	
1920	E	007	Fill of 1919	
1921	E	007	Fill of 1919	
1922	E	007	Natural	
1923	E	007	Natural	
1924	A/D		Alluvial Fill of 1991	Palaeoenvironmental Sample 28

Context	Area	Group	Description	Artefacts and environmental samples
1925	A/D	012	Stairs	
1926	A/D	012	Fill of 1830	Pot (4), CBM (1), Glass (8)
1927	A/D	012	Levelling Layer	Fe (1)
1928	A/D	012	Sandstone Wall	
1929	E	007	Wattle Fence	Wood (11)
1930	E	007	Alluvial Fill of 1933	
1931	E	007	Alluvial Fill of 1933	Palaeoenvironmental Sample 31
1932	E	007	Alluvial Fill of 1933	
1933	E	007	Palaeochannel	
1934	E	007	Palaeochannel	
1935	E	007	Alluvial Fill of 1934	
1936	E	007	Alluvial Fill of 1934	
1937	E	007	Alluvial Fill of 1934	
1938	E	007	Alluvial Fill of 1934	
1939	E	007	Alluvial ?Fill	
1940	E	007	Alluvial ?Fill	
1941 = 1883 and 1953	E	006	Construction Cut for 1844	
1942	E		Fill of 1941	Leather (2)
1943	E		?Fill of 1941	
1944	E	007	Fill of 1848	
1945	E	007	Fill of 1848	
1946	E	007	Natural (Alluvium)	
1947	A/D	014	N-S Drain System	
1948	A/D	014	Fill of 1950	Pot (3), Glass (1)
1949	A/D	014	Construction Cut for 1947	
1950	A/D	014	?Square Feature. Part of drains associated with 014	
1951	A/D	014?	Water Channel from 1947	
1952	A/D	014?	Fill of 1951	
1953 = 1883 and 1941	E	006	Construction Cut for 1868	
1954	A/D	014	Construction Cut for drain 2026	
1955	A/D	014	Fill of 1954	Pot (4), Industrial Residues (2)
1956	A/D		Made-ground Lens in 1961	

Context	Area	Group	Description	Artefacts and environmental samples
1957	A/D	012	Construction Cut for 1976	
1958	A/D	012	Construction Cut for 1977	
1959	A/D	013	Sediment Fill of 1957	
1960	A/D	013	Sediment Fill of 1958	
1961	A/D		Made-ground/Tipping Lens's	
1962 = 1973	A/D	015	Fill of 1947	Pot (2), Glass (1), Fe (3)
1963	A/D		Spread of Clinker	Pot (5), Clay Pipe (1), Industrial Residues (2)
1964	E	007	Alluvial Layer	
1965	E	007	Natural (Alluvium)	
1966	E	007	?Natural (Alluvium)	
1967	A/D	014	Base Associated with 1947	
1968	A/D	014	Capstones Associated with 1947	
1969	E		?Made-ground	
1970	E	007	Disturbed Alluvium	Pot (4), Glass (1), Clay Pipe (3)
1971	A/C/D/ E/F		Natural	
1972 = 2024	A/D	014	Levelling Layer	Pot (22), Clay Pipe (10), Modern Alloy (1)
1973 = 1962	A/D	014	Fill of 1947	Pot (11), Glass (55), Clay Pipe (1), Fe (1)
1974 = 1973	A/D		Fill of 1949	Pot (64), Glass (13), Clay Pipe (1), Cu Alloy (2)
1975	A/D		?Made-ground	Flint (1)
1976	A/D	012	Drain System Associated with 1977	CBM (3)
1977	A/D	012	Drain System Associated with 1976	
1978	A/D		Alluvial Fill of 1980	
1979	A/D		Alluvial Fill of 1980	
1980	A/D		Palaeochannel	
1981	A/D		Palaeochannel Associated with 1991	
1982	A/D		Alluvial Fill of 1981	
1983	A/D		Alluvial Fill of 1981	
1984	A/D		Alluvial Fill of 1981	
1985	A/D		Alluvial Fill of 1981	
1986	A/D		Alluvial Fill of 1981	
1987	A/D		Alluvial Fill of 1981	
1988	A/D		Alluvial Fill of 1981	

Context	Area	Group	Description	Artefacts and environmental samples
1989	A/D		Alluvial Fill of 1981	
1990	A/D		?Palaeosoil	
1991	A/D		Palaeochannel Associated with 1981	
1992	A/D		Alluvial Fill of 1991	
1993	A/D		Alluvial Fill of 1991	
1994	A/D		Alluvial Fill of 1991	
1995	A/D		Alluvial Fill of 1991	
1996	A/D		Alluvial Fill of 1991	
1997	A/D		Alluvial Fill of 1991	
1998	A/D		Alluvial Fill of 1991	
1999	A/D		Cut of pit	
2000	A/D		Fill of 1999	Pot (2), Clay Pipe (3), Industrial Residues (1), Bone (1)
2002	A/D		Alluvial Fill of 1991	
2003	A/D		Alluvial Fill of 1991	
2004	A/D		Alluvial Fill of 1991	
2005	A/D		Alluvial Fill of 1991	
2006	A/D		Alluvial Fill of 1991	
2007	A/D		Alluvial Fill of 1991	
2008	A/D		Alluvial Fill of 1991	
2009	A/D		Alluvial Fill of 1991	
2010	A/D		Alluvial Fill of 1991	
2011	A/D		Alluvial Fill of 1991	Pot (3)
2012	A/D		Alluvial Fill of 1991	CBM (1)
2013 = 2028	A/D	011	Bedding Layer for 2015	Pot (6), Glass (3), Clay Pipe (3)
2014	A/D	011	Cobblestone and Re-deposited Redbrick Surface	
2015	A/D	011	Cobblestone Surface with Kerbstones	Pot (1), CBM (2)
2016	A/D	011	Construction Cut for 2018	
2017			VOID	Clay Pipe (1)
2018	A/D	011	Brick Surface Associated with 2015	CBM (2)
2019	A/D	014	Eastern Drain Wall of 1947	
2020	A/D	014	Western Drain Wall of 1947	
2021	A/D	015	Fill of 1949	

Context	Area	Group	Description	Artefacts and environmental samples
2022	A/D	014	Made-ground	Pot (1)
2023	A/D	015	Sediment Fill of 1947	
2024 = 1972	A/D	014	Levelling Layer	
2025 = 1833	A/D	012	Redbrick Wall	
2026	A/D	014	E-W Drain System	CBM (1)
2027	A/D		Missing card	Pot (7)
2028 = 2013	A/D	011	Bedding Layer for 2014 and 2015	Pot (3), Glass (1), Clay Pipe (3), Pb (1), Bone (1)
2029	A/D		Natural	
2030	A/D		Alluvial Layer	
2031	A/D		Alluvial layer	
2032	A/D		Alluvial Layer	Palaeoenvironmental Sample 42
2033	A/D		Alluvial Layer	
2034 = 2035	A/D		?Alluvial Lens	
2035 = 2034	A/D		?Alluvial Lens	
2036	A/D		?Alluvial Layer	
2037	A/D		Made-ground	
2038	A/D		Made-ground	
2039	A/D		Made-ground	
2040	A/D		Made-ground	
2041	A/D		Levelling Layer	
2042	A/D		Made ground with pipe in it	
2043	A/D		E-W Gully	
2044 =2053	A/D		Fill of 2043	Pot (5), Clay Pipe (9), Industrial Residues (9)
2045	A/D		Alluvial deposit =2012?	
2046	A/D	011	Construction Cut for 2015 and 2014	
2047 = 2028	A/D	011	Bedding Layer	
2048	A/D		Cut of Stakehole	
2049	A/D		Timber Associated with 2048	Wood (1)
2050	A/D		Palaeochannel	
2051	A/D		Alluvial Fill of 2050	
2052	A/D		Alluvial Fill of 2050	

Context	Area	Group	Description	Artefacts and environmental samples
2053 = 2044	A/D		Fill of 2043	
2054	A/D		Alluvial Fill of 2043	
2055 = 2056	A/D		?Buried Soil	Clay Pipe (3)
2056 = 2055	A/D		?Buried Soil	Pot (1), Glass (1), Pb (1)
2057	A/D		?Alluvial Fill of 1991	
2058	A/D	011	Fill of 2046	
2059 = 2063	A/D		Fill of 2016	
2060	A/D		Natural (Alluvium)	
2061	A/D		?Plant Remains	Palaeoenvironmental Sample 31
2062	A/D	012	Sandstone Wall	
2063 = 2059	A/D		Fill of 2016	
2064	A/D	012	Made-ground	
2065 = 1829	A/D	012	Flagstone Floor	
2066 = 2044	A/D		Fill of 2067	Glass (1), Clay Pipe (4), Industrial Residues (8)
2067 = 2043	A/D		E-W Gully	
2068 =1975	A/D		Made-ground	
2069	A/D		Made-ground	Pot (53), Glass (15), Clay Pipe (54), Industrial Residues (1), Fe (4), Cu Alloy (1)
2070	A/D	010	Construction Cut for 2073 and 2074	
2071	A/D	009	Backfill of 2097	Pot (88), CBM (23), Flint (1), Glass (24), Clay Pipe (47), Industrial Residues (1), Fe (2)
2072	A/D	010	Fill 2070	Pot (72), Glass (22), Clay Pipe (57) Modern Alloy (1),
2073	A/D	010	Sandstone; Drain Capstones	
2074	A/D	010	Redbrick Drain Sides	CBM (3), Bone (4)
2075	A/D	010	Sediment Fill of 2073/2074	Pot (1)
2076	A/D		Postpipe in 2078	Pot (1), Glass (1), Clay Pipe (3)
2077	A/D		Fill of 2078	
2078	A/D		Cut of Posthole	
2079	A/D		Cut of Pit	
2080	A/D		Fill of 2079	Pot (5), Clay Pipe (5), Industrial Residues (1)
2081	A/D		Fill of 2082	
2082	A/D		Cut of Borehole	

Context	Area	Group	Description	Artefacts and environmental samples
2083	A/D		Fill of 2086	Pot (3), Clay Pipe (1)
2084	A/D		Fill of 2085	Pot (1), Glass (1)
2085	A/D		Cut of ?Pit/Hollow	
2086	A/D		Cut of ?Posthole	
2087	A/D		Fill of 2091	
2088	A/D		Uncontained Layer Associated with 2089	Pot (3), Glass (1), Clay Pipe (2)
2089	A/D	014	Fill of 2101	Pot (84), Glass (4), Clay Pipe (60), Industrial Residues (4)
2090	A/D		Fill of 2091	
2091	A/D		Cut of Pit	
2092	A/D		Fill of 2091	
2093	A/D		?Alluvial Layer	
2094	A/D		Modern Intrusion	Pot (1)
2095	A/D		Cut of Posthole	
2096	A/D		Fill of 2095	
2097	A/D	009	Construction Cut	
2098	A/D		Made-ground	
2099	A/D		Modern Disturbance	
2100	A/D		Modern Disturbance	
2101	A/D	014	?Cut of Pit	
2102	A/D	014	Cut of Posthole	
2103	A/D	014	Fill of 2102	Pot (3), Glass (3), Clay Pipe (1)
2104	A/D	014	Cut of Posthole	
2105	A/D	014	Fill of 2104	Pot (1)
2106	A/D		Fill of 2125	Pot (25), Glass (7), Clay Pipe (22), Stone (6)
2107	A/D		Made-ground	
2108 = 2125	A/D		?Cut of Pit	
2109	A/D	009	Demolition Backfill	Pot (127), CBM (63), Wood (1), Glass (4), Clay Pipe (7), Industrial Residues (4), Fe (4), Cu Alloy (1), Bone (4)
2110 = 1826	A/D	012	Sandstone Wall	
2111	A/D	012	Fill of 2112	Pot (13), Clay Pipe (3)
2112	A/D	012	Construction Cut for 2110	
2113	A/D		Cut of Posthole	
2114	A/D		Fill of 2113	Pot (7), CBM (1), Glass (4), Clay Pipe (7)



Context	Area	Group	Description	Artefacts and environmental samples
2115	A/D		Postpipe in 2113	
2116	A/D		Fill of 2115	Pot (1), CBM (1), Glass (1)
2117	A/D		Cut of Posthole	
2118	A/D		Fill of 2117	Pot (1), CBM (1), Clay Pipe (3)
2119	A/D		Fill of 2117	
2120			VOID missing sheet	Pot (5), Glass (2)
2121			VOID missing sheet	Clay Pipe (4)
2122	A/D	009	Fill of 2097	Pot (3)
2123	A/D		Fill of 2115	Clay Pipe (1)
2124	A/D		Natural	
2125	A/D		Cut of Pit	
2126	A/D		Fill of 2223	
2127	A/D		Fill of 2225	Pot (5)
2129	A/D		Fill of 2125	Pot (4), Clay Pipe (3)
2130	A/D		Fill of 2223	
2131	A/D		Fill of 2125 and Silting Layer	CBM (1), Glass (37), Clay Pipe (149), Industrial Residues (3), Modern Alloy (1), Fe (1)
2132	A/D	009	Timber	Wood (6)
2133	A/D	009	Fill of 2097	Pot (19), CBM (2), Leather (2), Glass (7), Clay Pipe (7), Industrial Residues (1), Fe (8), Cu Alloy (1), Jet (1)
2134	A/D	009	Sandstone Wall (With Redbrick Patching)	Pot (4), CBM (5)
2135	A/D	009	Sandstone Wall	
2136	A/D	009	Cut of Robber Trench	
2137			VOID missing card	Pot (181)
2138			VOID missing card	
2139	A/D	009	Sandstone Wall	
2141	A/D	009	Cut of Robber Trench	
2142	A/D	009	Fill of 2191	Pot (6)
2143	A/D		Cut of Gully	
2144	A/D		Fill of 2143	Pot (2), Clay Pipe (2)
2145	A/D		Fill of 2146	Pot (6), Clay Pipe (12)
2146 = 2193	A/D		Cut of Gully	
2147	A/D		Cut of Pit/Posthole	
2148	A/D		Fill of 2147	

Context	Area	Group	Description	Artefacts and environmental samples
2149	A/D		Fill of 2150	Pot (1), CBM (1), Glass (21), Clay Pipe (9)
2150 = 2210	A/D		Cut of Gully	
2151	A/D	016	Fill of 2152	CBM (1), Clay Pipe (1), Industrial Residues (1)
2152	A/D	016	Cut of Posthole	
2153	A/D	016	Fill of 2154	
2154	A/D	016	Cut of Stakehole	
2155	A/D	016	Fill of 2156	
2156	A/D	016	Cut of Stakehole	
2157	A/D	016	Fill of 2158	
2158	A/D	016	Cut of Stakehole	
2159	A/D	016	Fill of 2160	
2160	A/D	016	Cute of Stakehole	
2161	A/D	016	Fill of 2162	Pot (2)
2162	A/D	016	Cut of Stakehole	
2163	A/D	016	Fill of 2164	
2164	A/D	016	Cut of Stakehole	
2165	A/D	016	Fill of 2166	
2166	A/D	016	Cut of Stakehole	
2167	A/D	016	Fill of 2168	
2168	A/D	016	Cut of Stakehole	
2169	A/D		Cut of ?Furrow	
2170	A/D		Fill of 2169	Pot (1), CBM (1), Clay Pipe (1)
2171	A/D		Cut of Posthole	
2172	A/D		Fill of 2171	
2173	A/D		Fill of 2193	Pot (4), Clay Pipe (8)
2174	A/D		Fill of 2193	Pot (2), Clay Pipe (1)
2175	A/D	009	Sawdust Layer	
2176	A/D		Fill of 2193	Pot (3), Clay Pipe (4)
2177	A/D		Fill of 2178	Pot (1), Clay Pipe (1)
2178	A/D		Cut of Ditch	
2179	A/D		Cut of Gully	
2180	A/D		Fill of 2179	Pot (7), Clay Pipe (1), Industrial Residues (1)
2181	A/D		?Construction Cut	

Context	Area	Group	Description	Artefacts and environmental samples
2182	A/D		Fill of 2181	Stone (1)
2183	A/D		Cut of Pit	
2184	A/D		Fill of 2183	
2185	A/D		Fill of 2178	Pot (2), Clay Pipe (2)
2186	A/D		Fill of 2178	
2187	A/D		Alluvial Fill of 2188	Pot (1), Glass (1), Clay Pipe (1)
2188	A/D		Palaeochannel	
2189	A/D		Fill of 2231	Pot (29), Glass (11), Clay Pipe (9)
2190	A/D	009	Fill of 2136	
2191	A/D	009	Cut of ?Gully	
2192	A/D		Fill of 2193	
2193 = 2146	A/D		Cut of Gully	
2194	A/D		Fill of 2178	
2195	A/D		Fill of 2178	
2196	A/D		Fill of 2178	
2197	A/D		Fill of 2178	
2198	A/D		Fill of 2178	
2199	A/D		Fill of 2178	
2200	A/D		Fill of 2178	
2201	A/D	009	Fill of 2141	
2202 = 2223	A/D		Cut of Gully	
2203	A/D		Fill of 2202	
2204	A/D		Fill of 2202	
2205	A/D		Fill of 2202	
2206	A/D		Fill of 2202	
2207	A/D		Fill of 2202	
2208	A/D		Fill of 2202	
2209	A/D		Fill of 2202	
2210	A/D		Cut of Gully	
2211	A/D		Fill of 2210	Clay Pipe (6)
2212			VOID	Missing sheet
2213			VOID	Missing sheet
2214 = 2188	A/D		Palaeochannel	
2215	A/D		Alluvial Fill of 2214	
2216	A/D		Alluvial Fill of 2214	
2217	A/D		Made-ground	Pot (27), Clay Pipe (6)

Context	Area	Group	Description	Artefacts and environmental samples
2218	A/D		Cut of Gully	
2219	A/D		Fill of 2218	Pot (6), Glass (2), Clay Pipe (2)
2220	A/D		Cut of Gully	
2221	A/D		Fill of 2220	Pot (9), Flint (1), Clay Pipe (1)
2222			VOID	Missing sheet
2223 = 2202	A/D		Cut of Gully	
2224	A/D		Palaeochannel	
2225	A/D		Fill of 2224	
2226	A/D		lens	
2227	A/D		lens	Pot (4)
2228	A/D		Layer	
2229	A/D		Fill of 2220	Pot (2), CBM (5), Clay Pipe (1)
2230	A/D		Fill of 2220	
2231	A/D		Cut of Gully	
2232			VOID	Missing sheet
2233 = 2218	A/D		Cut of Gully	
2234	A/D		Fill of 2233	
2235	A/D		Fill of 2108	
2236	A/D	012	Sandstone Wall	
2237	A/D	014	Redbrick Wall	
2238	A/D		Kerbstones	
2239	A/D		Wall	
2240	A/D		Wall	
2241	A/D		Wall	

## **Appendix 3: Written Scheme of Investigation**

### **Project Design for Archaeological Excavation**

#### **and Strip and Record**

##### **Introduction**

A planning application (05/04691/FUL) has been submitted by Scarborough Developments (Sheffield) Limited for a proposed office and commercial development at land at Harmer Lane and Sheaf Street, Sheffield. The proposed development comprises four office blocks that are to be constructed on piers with car parking beneath in an open basement (Fig. 1).

The site is situated to the north-west of Midland Station, Sheffield city centre (site centred SK3585 8720). It covers an area of *c.* 1.4 hectares and is bounded to the north by Pond Hill, the east by Sheaf Street, the south by Harmer Lane and to the west by Pond Street (Fig. 1).

The site has previously been subject to three archaeological investigations; a desk-based assessment (Lee *et. al.* 2004), a watching brief during geological test trenching (Martin 2006) and archaeological evaluation by trial trenching (Lee 2006). These works were undertaken to ascertain the impact the proposed development area will have on the potential buried archaeological and historical remains in this part of inner city Sheffield.

The purpose of this document is to outline the methodologies by which Archaeological Services WYAS propose to carry out further archaeological excavation and strip and record based on the results of the trial trenching, and has been prepared to fulfil the requirements of the South Yorkshire Archaeology Service (SYAS). This project design has been produced to mitigate for the continuation of archaeological works in Phase I of the site development programme. Mitigation for Phase II has yet to be decided pending the consideration of the trial trenching interim report by SYAS. Area A is intended to fully excavate and record the continuation of remains located in Trench 2. Areas B and C are to be subject to a strip and record exercise consisting of the removal of modern overburden, mapping and recording the archaeological remains and taking advice from SYAS as to whether more detailed excavation is required.

##### **Archaeological Background**

The desk-based assessment revealed that the majority of the site was utilised as agricultural/meadow land during the medieval period up until the late 18<sup>th</sup> century. Potential for the discovery of medieval remains, however, does exist at the extreme north-west of the site, in the vicinity of the Old Queen's Head pub (formally known as 'Hall-in-the Ponds'). This pub is thought to date to the 15<sup>th</sup> century and is believed to have been a small banqueting house (Lee *et. al.* 2004). Archaeological excavation, undertaken along the west side of the building, revealed considerable disturbance from post-medieval activity, however, wood was encountered during these excavations that has been dated by dendrochronology to 1510 (Webster 1992). A wall of unknown construction/date has also been exposed adjacent to

the pub. No further information, apart from its north to south orientation, is known about this wall.

The proposed development encompasses an area with lay within the post-medieval industrial centre of Sheffield. From cartographic evidence it is known that the northern end of the site was occupied, by 1797, with a small colliery and coal yard, situated to the west of the Bamford goit. By this time the River Sheaf had also been straightened (to the east of the site) and a dam had been cut above the newly created Sheaf Lane (later to become Harmer lane). This dam, however was short lived, as by 1808 it no longer appears on a map of this date. The colliery complex remained relatively unchanged; however the map illustrates the addition of buildings at the north-east of the site, which probably served an industrial function.

By 1832 the colliery had been replaced by a larger complex of buildings forming the Sheaf Valley works/cutlery works. This complex is shown clearly on the 1850-51 map of the area (Fig. 2). This map also shows the development to the east of the goit (including the Sheaf Island Grinding Wheel) and the creation of River Street, which appears to divide the works from domestic dwellings.

The site had evolved by 1905 with cutlery works expanding and the creation of Sheaf saw mill in the south of the site (Fig. 3). By 1935, however, the saw and the domestic dwellings are no longer illustrated and appear to have been demolished (Fig.4).

The Goad plan dating to 1937 gives a very clear indication of the use of each of the industrial buildings on the site, at this time (Fig. 5). The central hammer works is shown at the extreme north-west of the site, with individual workshops/stores/offices etc. in the cutlery works and Sheaf Island works clearly indicated. Of particular interest is the range of crucible furnaces within the Sheaf Island works to the extreme south-east of this complex.

The buildings of the hammer works are illustrated on maps until 1981 when they appear to have been demolished. It is on this map when the Sheaf Valley Baths (constructed at the south of the site) are first shown. The Sheaf Island works and cutlery works appear in a similar form, with some minor changes, most notably the demolition of the range of crucible furnaces. The Sheaf Island works were finally demolished in 1984 and the site redeveloped with car parking and a bus station.

A recent scheme of geotechnical investigations (2005) was subject to archaeological monitoring. This revealed brick walls, structures and concrete wall surviving below deep deposits of made ground (up to 3m in places). The majority are believed to date to the 19<sup>th</sup>-20<sup>th</sup> century and may form components of the cutlery works, the Sheaf Island Works and the Bamford Goit. At the south of the site brick/sandstone wall and a brick floor were identified and may comprise either part of the Sheaf saw mills or later swimming baths. These investigations confirmed the presence of industrial buildings below deep deposits of made ground (Martin 2006).

The excavation of six archaeological trial trenches by ASWYAS (Lee 2006) revealed the remains of a mid to late 19<sup>th</sup> century works and deep layers of made ground in Trench 1. The remains of the Sheaf Saw Mill below the former site of the Sheaf Valley Baths were scant. The foundations and external yard of a line of mid 19<sup>th</sup> century back-to-back dwellings were located in Trench 2. These were constructed onto layers of made ground which overlay the remains of an 18<sup>th</sup> century building and external cobbled surface. The remains of the mid to late 19<sup>th</sup> century Central Hammer Works (including part of a possible annealing furnace) and River Lane were exposed at an upper level in Trench 3. Further excavation in the eastern end revealed a large water feature, possibly a pond or large ditch, filled with soft silts containing early 18<sup>th</sup> century pottery including 17<sup>th</sup> century wares. This may relate to a ditch feature shown on Gosling's 1736 map of Sheffield (Lee 2006 Fig. 3a). Trench 4 contained the substantial brick foundations of the Joseph Rogers cutlery works, the path of the Bamford goit, and the partial remains of an earlier 19<sup>th</sup> century building. This appeared to have been constructed on the site of an even earlier structure of 18<sup>th</sup> century date. These remains were restricted to a small area between the later walls. The southern part of the Joseph Rogers works was exposed in Trench 5 and had been subject to very modern alterations. Ground contamination restricted investigation in this area. Part of the Sheaf Island Grinding Wheel works and range of buildings to the south were revealed in Trench 6, the latter having been re-built in the late 20<sup>th</sup> century and the former a combination of earlier 19<sup>th</sup> century walls that were adapted in the mid to late 19<sup>th</sup> century.

### **Aims and Objectives**

In the area of the proposed development any below-ground works are likely to impact upon any surviving archaeological structures/deposits within and below modern ground cover. It has been recommended by SYAS therefore that an archaeological excavation and strip and record exercise should take place in order to obtain further information on the presence and preservation of any archaeological deposits.

The general aims and objectives of an archaeological excavation in Area A/Area D will be:

- to gather sufficient information to establish the continuation/presence/ absence of archaeological remains identified by the evaluation by trial trenching;
- to determine the extent, condition, character, quality of survival, importance and date of any archaeological remains present;
- to provide information that will enable an assessment of the potential and significance of the archaeology of the site to be made and the impact which the proposed development will have upon this, and
- to provide information that will enable an informed decision to be taken regarding the future treatment of the remains and any mitigation measures appropriate either in advance of and/or during the construction programme.

The specific aims and objectives will be:

**Area A/Area D:**

- to excavate the area around Trench 2 and Trench 3 in two phases. Firstly hand excavating and recording the area of early 19<sup>th</sup> century back-to-back dwellings around T2 and of the possible annealing furnace in the north-western corner of T3 (space permitting). On completion of this the whole area will be reduced to the lower level of ?18<sup>th</sup> ground level in order to investigate the structures identified below the 19<sup>th</sup> dwellings and further investigate the water feature in T3 .

**Area B:**

- to evaluate the area using a strip and record method. The area will assess the survival of the remains of the southern range of building of the mid to late 19<sup>th</sup> century Joseph Rogers cutlery works. The aim is to provide a rapid assessment of the upper level of archaeological remains in the area and take advise from SYAS should further excavation be required.

**Area C:**

- to evaluate the area using a strip and record method. The area will investigate the potential survival of the remains of the crucible furnace depicted in the historical mapping, and assess the extent of modern disturbance around the Don Valley Interceptor Sewer manhole shaft. The aim is to provide a rapid assessment of the upper level of archaeological remains in the area and take advise from SYAS should further excavation be required.

**Area E:**

- to evaluate the area using a strip and record method. The area will assess the survival and of ?18<sup>th</sup> century features encountered around T2 and T3 to the immediate west. The aim is to provide a rapid assessment of the upper level of archaeological remains in the area and take advise from SYAS should further excavation be required.

**Area F:**

- to evaluate the area using a strip and record method. The area will asses the extent and survival of the grinding shop of the Sheaf Island grinding wheel. The aim is to provide a rapid assessment of the upper level of archaeological remains in the area and take advise from SYAS should further excavation be required.

## **Proposed method**

The areas depicted in Figure 1 area the maximum area. There may be the need to step the trench edges should their depth exceed 1.2m which will be undertaken within these areas.



Specific methods for each area are given below followed by a more general methodology. The general method will apply unless otherwise stated in the specific area methods.

#### **Area A/Area D**

The area will be set out using a Totalstation and scanned for below ground services. The cobbles and concrete overburden from the former bus station will be pecked and removed by machine under archaeological supervision. The overburden will then be machine excavated using a mechanical excavator fitted with a toothless bucket to the level of the back-to-back dwellings. This level of archaeological remains will then be hand excavated and recorded following the general methods outlined below. Following completion of this the area will be further machine excavated under archaeological supervision to the lower level of 18<sup>th</sup> century remains. A second stage of hand excavation and recording will then be undertaken at this level again following the general methods. The trench edges in Area A will require stepping, as indicated from the evaluation, and an easement of 1 metre will be afforded for the site boundary hoarding to the west and south.

#### **Areas B, C, E and F**

These areas will be investigated using a strip and record method. The extent of the areas will be set out using a Totalstation. The modern solid cobble and concrete overburden from the former bus station will be rapidly removed by machine and the area scanned for services. Ongoing site remediation works and other logistical issues will dictate the order in which these areas are investigated. The areas will be reduced to the top of any surviving structural archaeological remains identified as being between 1 and 1.5m below ground level in the evaluation. The tops of structural features will be rapidly cleaned and mapped using a Totalstation. The detail of individual bricks and stones will not be recorded within structures, unless significant remains are encountered. The written and photographic method will follow the general methods outlined below. The live drain (orange ceramic fresh water pipe) that runs from west to east through Area B will be left *in-situ* and **not disturbed**. The initial strip of the area can remove the upper level of the pipe trench, but excavations must not exceed 1m. The sides of the pipe trench must not be disturbed should deeper excavations in the area be required. Easement of at least 1m must be afforded on either side. Manholes and drain heads must be worked around and left in place.

#### **Proposed excavation and strip and record areas:**

Investigation Area	Type	Area
A	Excavation	616m <sup>2</sup>
D	Excavation	1222m <sup>2</sup>
B	Strip & Record	508m <sup>2</sup>
C	Strip & Record	338m <sup>2</sup>
E	Strip & Record	958m <sup>2</sup>
F	Strip & Record	295m <sup>2</sup>
<b>Total</b>		<b>1462m<sup>2</sup></b>

Contingency trenching of up to 50m<sup>2</sup> is to be set aside to enable Area A to be extended should further clarification of features be required.

The location of the proposed areas will be read from the available OS map data derived from AutoCAD. These co-ordinates will then be used to set out the areas, maximising accuracy.

All areas are to be machine excavated, using an appropriate mechanical excavator with a toothless ditching bucket (where practicable), under direct archaeological supervision, in level spits to the top of the first archaeological horizon or undisturbed natural. Where there is a need to employ the use of groundbreaking equipment for hard standing and concrete, this to be undertaken judiciously and with an archaeologist in attendance. It may be necessary to use a toothed ditching bucket to remove compacted deposits of overburden. The resulting surface is to be inspected for archaeological remains. Where archaeological remains require clarification the relevant area will be cleaned by hand. Non-modern artefacts will be collected from the excavated modern overburden.

Archaeological features will be hand excavated in an archaeologically controlled and stratigraphic manner in order to meet the aims and objectives outlined above. A sufficient sample of all features will be investigated in order to understand the full stratigraphic sequence, down to the naturally occurring deposits. Where minor archaeological features such as agricultural boundary ditches are identified, they will be planned and minimally sampled (10% by length). Where more substantial or significant deposits are identified, they will be treated through the following sampling strategies:

Excavation of any potential medieval or earlier features will involve a minimum of 10% up to a maximum of 100% hand and machine sampling (where appropriate) to achieve the objectives of determining the date and function of the site and its components. Sampling and recording strategies will take account of, and reflect any potential for multi-phased occupation and use of each site. However, in the case of encountering a feature where single context recording of the whole feature would be the most appropriate strategy and where this is unlikely to be possible during this phase of excavation, then the proposal is to simply to locate and define the limits of such a feature.

Linear features: A minimum of 10% (or a minimum sample of 1m if the feature is less than 10m long) of the deposits within linear features will be excavated to their full depth. Where possible one section will be located and recorded adjacent to the trench edge.

Intersections of linear features: The deposits at the junctions of or interruptions in linear features will be totally removed over a sufficient length to determine the nature of the relationship between the components. Excavation of an 'L'-shaped section will be undertaken to sufficiently demonstrate and record relationships and then planned and recorded.

Discrete features: Pits, post-holes and other isolated features will normally be half-sectioned in the first instance to determine and record their form.

Built structures, such as walls, will be examined and sampled to a degree whereby their extent, nature, form, date, function and relationship to other features and deposits can be established.

A full written, drawn and photographic record will be made of all material revealed during the course of the excavation. The trench limits will be surveyed using the Geodimeter Total Station with larger scale hand drawn plans of features at 1:20, as appropriate. Sections of linear and discrete features will be drawn at 1:10. All sections, plans and elevations will include spot-heights related to Ordnance Datum in metres as correct to two decimal places and survey tie-in information will be undertaken during the course of the excavation and will be fixed in relation to nearby permanent structures and roads and to the National Grid (located on the 1:1250 map of the area).

All small finds will be recorded, where practicable, three dimensionally using the robotic 600 series Geodimeter system. The resulting data will be downloaded and processed using Geosite software. All artefacts collected will be subject to a clearly defined sampling strategy. Material from unstratified contexts, unless of intrinsic interest, will be noted but not retained. Preference is to be given to the collection and retention of well-stratified finds derived from primary deposits. All other material will be retained unless of obvious recent origin.

Large quantities of material discovered in dumped layers will be sub-sampled to provide a representative selection of artefacts present. Material that is discarded in the field will be quantified and described. This will involve basic counting of artefacts and assignment to broad categories of find types. Specialist assessment may be required in the field.

All other finds that are retrieved from each site will be cleaned, marked, catalogued and bagged. Finds material will be stored in controlled environments, where appropriate. All artefacts recovered will be retained, cleaned, labelled and stored as detailed in the guidelines laid out in the IFA Guidelines for Finds Work. Conservation, if required, will be undertaken by the University of Bradford or other approved conservators dependent on availability. UKIC guidelines will also apply.

Context recording will be by Archaeological Services WYAS standard method (ASWYAS 2006). All contexts, and any small finds and samples from them will be given unique numbers. Bulk finds will be collected by context. Colour transparency and monochrome negative photographs will be taken at a minimum format of 35mm. Digital photographs may also be obtained to supplement this record.

A soil-sampling programme will be undertaken for the identification and recovery of carbonised and waterlogged remains, vertebrate remains, molluscs and small artefactual material. Where appropriate and practicable soil samples of between 10 and 30 litres will be taken from excavated contexts, and larger samples will be taken of any rich carbonised deposits. Particular attention will be paid to the sampling of primary ditch fills and any surviving buried soils beneath banks or other positive features (if any of the latter are found to survive) and for the recovery of material suitable for radiocarbon, thermoluminescence

and/or dendrochronological determinations, as appropriate. If buried soils or other appropriate deposits are encountered; column samples will be taken for micromorphological and pollen analysis. Where appropriate environmental material will be stored in controlled environments. Appropriate environmental and soil specialists will be consulted during the course of the excavation with regard to the implementation of the sampling programme. Where specialist environmental consultancy is required, including site visits, this will be undertaken by a qualified environmental consultant.

There is a greater likelihood of recovering informative industrial residues from the site, given the nature of the potential archaeological remains. The sampling strategies set out above in 4.12 will be employed by using both approaches of systematic strategy and the judgment of site staff, with advice being sought where needed. Small spot samples will be retrieved for the analysis of historic ground contamination that may assist in identifying processes in the vicinity of the site.

In the event that preserved timbers are encountered, including waterlogged remains, a dendrochronologist will be invited to determine the need for any samples to be taken and their suitability for possible dendrochronological date. Samples of timbers may also be taken for radiocarbon dating, and timbers of particular interest should be drawn and/or photographed in-situ. The dendrochronologist will provide advice on lifting and conservation strategies of any suitable timbers.

In the event of human remains being discovered during the excavation these will be left in situ, covered and protected, in the first instance. The removal of human remains will only take place under appropriate Home Office and environmental health regulations, and in compliance with the Burial Act 1857 and the Disused Burial Grounds Act 1981. If human remains are identified the SMR and Coroner will be informed immediately. A Home Office licence will be obtained prior to the removal of the remains and contingency provision will be made for the specialist reports on the remains and Malin Holst will undertake this osteoarchaeological work.

Provision will be made for the recovery of samples suitable for scientific dating. Contingency sums will be made available for thermoluminescence, dendrochronological and radiometric/AMS dating, if deemed necessary, and will only be acted upon in consultation with the SYAS.

Further contingency provisions will be made available for specialist reports on pottery, glass, clay pipe, building material, metalwork, industrial residues, conservation, palaeo-environmental remains, animal bone, seeds, insects, human bone, and other miscellaneous small finds. All contingencies are to have the prior agreement of the SYAS before they are invoked and this agreement will be recorded in writing, if necessary in retrospect. Post excavation work will be carried out by recognised specialists who have been agreed with SYAS.

All finds that fall within the purview of the Treasure Act 1996 will be reported to HM Coroner according to the procedures outlined in the Act, after discussion with the client and the SYAS.

### **Archive preparation and deposition**

The site archive will contain all the data collected during the exploratory work, including records, finds and environmental samples. It will be quantified, ordered, indexed and internally consistent. Adequate resources will be provided during fieldwork to ensure that all records are checked and internally consistent. Archive consolidation will be undertaken immediately following the conclusion of fieldwork:

- the site record will be checked, cross-referenced and indexed as necessary;
- all retained finds will be cleaned, conserved, marked and packaged in accordance with the requirements of the recipient museum;
- all retained finds will be assessed and recorded using pro forma recording sheets, by suitably qualified and experienced staff. Initial artefact dating will be integrated with the site matrix;
- all retained environmental samples will be processed by suitably experienced and qualified staff and recorded using pro forma recording sheets, to identify at this stage presence or absence of environmental remains.

The archive will be assembled in accordance with the specification set out in English Heritage's "*Management of Archaeological Projects 2*" (English Heritage, 1991; Appendix 3). In addition to the site records, artefacts, ecofacts and other sample residues, the archive shall contain:

- site matrices where appropriate;
- a summary report synthesising the context record;
- a summary of the artefact record, and
- a summary of the environment record.

The integrity of the primary field record will be preserved. Security copies will be maintained where appropriate.

Provision will be made for the deposition of the archive, artefacts and environmental material, subject to the permission of the relevant landowner (and if no further archaeological work is to be initiated), in an appropriate recipient museum (Sheffield City Museum). The museum will be advised of the timetable of the proposed investigation prior to excavation commencing. Further, Archaeological Services WYAS will adhere to any reasonable requirements the museum may have regarding conservation and storage of the excavated material and the resulting archive. The archive will be prepared in accordance with the guidelines published in "*Guidelines for the preparation of Excavation Archives for long-term*

*storage*" (United Kingdom Institute for Conservation, 1990) and "*Standards in the Museum care of archaeological collections*" (Museums and Galleries Commission, 1994). Provision will be made for the stable storage of paper records and their long-term storage on a suitable medium, such as microfilm.

Archive deposition will be arranged in consultation with the recipient museum and the SYAS and will take into account all requirements of the recipient museum and of the relevant guidelines outlined above. The timetable for deposition will be agreed on completion of the site archive and narrative.

### **Report preparation, contents and distribution**

Upon completion of the excavation, the artefacts, ecofacts and stratigraphic information shall be assessed as to their potential and significance for further analysis.

A post-excavation assessment report will be prepared and include the following:

- a non-technical summary of the results of the work;
- a summary of the project's background;
- the site location;
- an account of the method;
- the results of the excavation, including phasing and interpretation of the site sequence and spot-dating of ceramics;
- a post-excavation assessment of the stratigraphic and other written, drawn and photographic records;
- a catalogue and post-excavation assessment of each category of artefact recovered during excavation;
- a catalogue and post-excavation assessment of any faunal remains recovered during the excavation;
- a catalogue of soil samples collected and post-excavation assessment of the results of the soil sampling programme;
- catalogues and post-excavation assessments and/or summary reports of all scientific dating procedures or other analyses carried out;
- an appendix containing a list and summary descriptions of all contexts recorded, and
- a summary of the contents of the project archive and its location.

The report will be supported by an overall plan of the site, accurately identifying the location of trenches; individual trench plans as excavated, indicating the location of archaeological features with supporting section drawings where appropriate; and photographs. A plan will

also be included showing the recorded features within each trench and their relation to each other.

The report will also contain the specialist assessments of the artefacts and ecofacts recovered with a view to their potential for further study.

Finally, the post–excavation report will outline the archaeological significance of the deposits identified, and provide an interpretation of the results in relation to other sites in the region.

Copies of the report will be submitted to the Client, the Local Planning Authority, and the SYAS within an agreed timetable, notwithstanding any contractual requirements on confidentiality (see section 8 below). A digital copy of the report, including photographs and illustrations will also be provided to SYAS.

### **Final Report, Publication and Dissemination**

During the course of the fieldwork, a site notice will be provided that explains the work in progress. The roles of Archaeological Services WYAS and the South Yorkshire Archaeology Service in the archaeological investigations will be stated. In addition, it is understood that the results of the excavation may be of interest to the wider public and as such may be disseminated by means of occasional talks and/or press releases.

Upon completion of the assessment report consultation shall be sort from SYAS as to the requirements of a full report, should one be required. If the outcome of the excavation results in a decision not to initiate any further works, it is to be appreciated that the assessment may produce results of sufficient significance to merit publication in their own right. Should a full report be requested, suitable further analysis for the artefact assemblages will be agreed. The final full report shall follow the same format as the assessment report in terms of introduction, background, method, catalogues and appendices, and also include:

- full reporting on each class of finds assemblage by a recognised specialist (internal to ASWYAS or external sub-contractor) in agreement with SYAS;
- full analysis and reporting to an appropriate level of the faunal remains;
- full analysis and reporting to an appropriate level of the environmental soil samples;
- detailed results of the excavation, including a full appreciation of phasing and interpretation of the site sequence, with the integration of the finds/faunal/environmental analysis information;
- inclusion of the specialist artefact/faunal/environmental reports into the full report document, and
- include further discussion and draw conclusions as to the local/regional/national significance of the excavation, and set the site within these contexts.

Where no further work is envisaged, allowance will be made for the preparation and publication of the work in the appropriate issue of *Archaeology in South Yorkshire*, as a

minimum. If the site is of regional or national significance provision will be made to publish within an appropriate journal.

Should further archaeological excavation be undertaken, a synopsis of the results of the assessment will be prepared for publication with the final results of any further fieldwork.

On completion of the report an on-line OASIS form shall be completed.

### **Copyright, Confidentiality and Publicity**

Unless the Client commissioning the project wishes to state otherwise, the copyright of any written, graphic or photographic record and reports rests with the originating body (Archaeological Services WYAS). Issues concerning copyright will be agreed between Archaeological Services WYAS and the Client at the outset of the project.

The circumstances under which other parties can use the report or records will be identified at the commencement of the project, as will the proposals for the distribution of the report. Archaeological Services WYAS will respect the Client's requirements over confidentiality, but will endeavour to emphasise the company's professional obligation to make the results of archaeological work known to the wider archaeological community within a reasonable time.

Archaeological Services WYAS will agree with the Client all aspects of publicity at the outset of the project.

### **Health and Safety**

Archaeological Services WYAS has its own Health and Safety policy, which has been compiled using national guidelines such as SCAUM. These guidelines conform to all relevant Health and Safety legislation.

In addition each project undergoes a 'Risk Assessment' which sets project specific Health and Safety requirements to which all members of staff are made aware of prior to on-site work commencing.

Health and safety will take priority over archaeological matters. Necessary precautions will be taken over underground services and overhead lines at the outset of the project.

### **Quality Assurance**

Archaeological Services WYAS hold an ISO 9001/2000 certificate 125/93. The organisation has, for some time, been administered by West Yorkshire Joint Services, which also has the accreditation.

### **Insurance**

Archaeological Services WYAS is covered by the insurance and indemnities of the City of Wakefield Metropolitan District Council.



Insurance has been effected with: Zurich Municipal, Sterling House, 2 The Bourse, LEEDS LS1 5EE.

The policy number is RMP 03G039-0143

Any further enquiries should be directed to:

The Chief Financial Officer, Insurance Section, City of Wakefield MDC, County Hall, PO Box 55, Newton Bar, Wakefield WF1 2TT.

### **Monitoring**

The work will be monitored by SYAS who will be consulted before the commencement of any site works and afforded the opportunity to inspect the site and the records at any stage of the work. Any alternations to the agreed project design, that are found to be necessary during the project will be discussed and agreed with SYAS.

**Appendix 4: Pottery catalogue**

Table 1. The pottery assemblage from Area A / D

Phase	Group/Feat.	Context	Type	No.	Wt.	ENV	Part	Form	Decoration	Date range	Notes
1	9	2071	?Mottled slipware	1	5	1	BS	Dish/bowl	Clear glaze on white slip int with purple mottling	C18th	Discoloured int
1	9	2071	?URE	1	7	1	BS	?Flatware	Red slip ext; unglazed int	LC17th - C18th	
1	9	2071	BGCW	2	118	1	Rim	Pancheon	Brown glaze int under red slip	C18th	Rounded rim with shallow groove int
1	9	2071	BGCW	1	59	1	Rim & handle	Jar	Black glaze int & ext	C18th - EC19th	Lateral lug-handle, rounded clubbed rim
1	9	2071	BGCW	1	36	1	BS	Hollow ware	Black glaze int only	C18th - C19th	
1	9	2071	BGCW type	1	5	1	BS	Hollow ware	Black glaze int & ext	C18th	Odd lobe shaped sherd
1	9	2071	BGFW	3	7	3	BS	Hollow ware	Brown glaze int & ext	LC17th - C18th	
1	9	2071	BGFW	1	47	1	BS	Hollow ware	Black glaze int & ext	C18th - EC19th	
1	9	2071	BGFW	1	13	1	Base	Dish/bowl	Brown glaze int	C18th	
1	9	2071	BGFW	1	5	1	BS	Hollow ware	Black glaze int & ext	C18th	
1	9	2071	BSGSW	2	3	1	BS	Hollow ware	Incised parallel lines with zig-zag incised line above and rouletted band below	C18th	
1	9	2071	BSGSW	2	5	2	Handle	Mug/tankard	Narrow strap handles with grooves and ridges on top	C18th	
1	9	2071	BSGSW	3	4	3	BS	Hollow ware	U/Dec	C18th	
1	9	2071	BSGSW	1	2	1	Base	Hollow ware	U/Dec	C18th	
1	9	2071	BSGSW	2	141	1	Base	Bowl	U/Dec	C18th - C19th	Small footed base
1	9	2071	Creamware	1	2	1	BS	Hollow ware	Relief band ext	c.1740 - c.1820	
1	9	2071	Creamware	3	3	3	BS	U/ID	U/Dec	c.1740 - c.1820	Small crazed and flaked sherds
1	9	2071	Creamware	1	1	1	Rim	Plate	Moulded decoration int	c.1740 - c.1820	
1	9	2071	Late Blackware	1	6	1	Everted rim	Hollow ware	Black glaze int & ext	C18th	
1	9	2071	Late Blackware	2	9	2	Rim	Hollow ware	Black glaze int & ext; plain rims	C18th	Could be C17th Blackware
1	9	2071	Late Blackware	1	38	1	Handle stump & BS	Hollow ware	Black glaze int & ext	C18th	Wide strap handle stump

Phase	Group/Feat.	Context	Type	No.	Wt.	ENV	Part	Form	Decoration	Date range	Notes
1	9	2071	Late Blackware	1	20	1	Handle stump & BS	Hollow ware	Black glaze int & ext	C18th	Narrow strap handle stump ext: Dark orange to red fabric
1	9	2071	Late Blackware	6	12	6	BS	Hollow ware	Black glaze int & ext	C18th	Dark red, fine fabric
1	9	2071	Late Blackware	1	10	1	Base	Hollow ware	Black glaze int & ext	C18th	
1	9	2071	Late Blackware type	5	27	5	BS	Hollow ware	Black glaze int & ext	C18th	Some variation in the fabrics
1	9	2071	Late Blackware type	1	5	1	Base	Hollow ware	Black glaze int only	C18th	
1	9	2071	Mottled ware	1	12	1	Handle & BS	Mug	Mottled glaze int & ext	C18th	
1	9	2071	Mottled ware	1	1	1	Rim	Mug	Mottled glaze int & ext	C18th	
1	9	2071	Redware	1	9	1	BS	Dish/bowl	Clear glaze int only	LC17th - C18th	
1	9	2071	Redware	1	27	1	Base	Dish/bowl	Clear glaze int	LC17th - C18th	
1	9	2071	Redware	1	124	1	Rim	Pancheon	Clear glaze int; shallow groove inside rounded rim	LC17th - C18th	
1	9	2071	Redware	1	18	1	BS	Dish/bowl	Clear glaze int only	C17th - EC18th	Glaze flaked from the inside surface
1	9	2071	Slip Coated ware	2	10	2	BS	Hollow ware	Red slip ext under glaze; unslipped int giving a yellow-mottled finish	C18th	
1	9	2071	Slipware	1	3	1	BS	Hollow ware	Feathered slip decoration (red on white?) on one side, clear (yellow) glaze on other	C18th	
1	9	2071	Slipware	1	10	1	BS & handle stump	Hollow ware	Red slip int & ext on a buff body with part of an unslipped (yellow) band below handle	C18th	Unusual type of slipware; ?non-local
1	9	2071	Slipware type 1	1	15	1	Rim	Dish	Trailed white slip decoration int under clear glaze giving a yellow on red design	C17th - EC18th	Rounded rim
1	9	2071	Slipware type 1	2	18	2	Rim	Dish	Trailed white slip decoration int under clear glaze giving a yellow on red design	C17th - EC18th	Rounded rim
1	9	2071	Stoneware	1	39	1	Rim & BS	Jar/hollow ware	Folded rim with cavity	C18th	Very fine, hard dark red fabric

Phase	Group/Feat.	Context	Type	No.	Wt.	ENV	Part	Form	Decoration	Date range	Notes
1	9	2071	Stoneware	1	80	1	BS	Flagon	Grey stoneware	C19th	
1	9	2071	Tin Glazed Earthenware	3	8	3	BS	U/ID	Parallel blue lines internally	LC17th - C18th	Abraded and flaked
1	9	2071	Tin Glazed Earthenware	1	1	1	Recessed base	Plate	Part of ?landscape internally	LC17th - C18th	
1	9	2071	Tin Glazed Earthenware	1	1	1	BS	U/ID	Parallel blue lines internally	LC17th - C18th	Secondarily burnt
1	9	2071	Tin Glazed Earthenware	2	2	2	Rim	Dish/bowl	N/A	LC17th - C18th	All glaze flaked off
1	9	2071	Tin Glazed Earthenware	2	2	2	BS	U/ID	N/A	LC17th - C18th	All glaze flaked off
1	9	2071	TP Pearlware	1	7	1	Rim	Teapot lid	Blue TP Chinese landscape border	c.1780 - c.1840	
1	9	2071	TP Pearlware	1	2	1	BS	Flatware	Willow	c.1780 - c.1840	
1	9	2071	WGSW	1	3	1	Ring foot base	Cup/bowl	U/Dec	c.1720 - c.1780	Angular ring foot base
1	9	2071	WGSW	1	1	1	BS	Cup/bowl	Scratch Blue decoration ext	c.1720 - c.1780	
1	9	2071	WGSW	1	2	1	BS	Flatware	U/Dec	c.1720 - c.1780	
1	9	2071	WGSW	2	2	2	BS	Hollow ware	U/Dec	c.1720 - c.1780	
1	9	2071	Yellow ware	1	1	1	Rim	Hollow ware	Small everted rim	C17th - C18th	Thin walled, small hollow ware
1	9	2071	YG CW	3	25	1	Base	Pancheon/bowl	White slip under clear glaze int only	LC17th - C18th	Heavily abraded and flaked
1	9	2071	YG CW	2	8	2	BS	Pancheon/bowl	White slip under clear glaze int only	LC17th - C18th	
1	9	2109	BGCW	1	4	1	BS	Hollow ware	Brown glaze int & ext	C18th - EC19th	
1	9	2109	BGCW	3	984	1	Base	Jar	Brown glaze int only	C18th - C19th	
1	9	2109	BGCW	1	135	1	Base	Jar	Brown glaze int only	C18th - C19th	
1	9	2109	BGCW	1	18	1	BS	Hollow ware	Brown glaze int & ext	C18th - EC19th	
1	9	2109	BGCW	20	1120	20	BS	Hollow ware	Brown glaze int only	C18th - C19th	Probably two or three vessels; may be pancheons
1	9	2109	BGFW	1	14	1	BS	Hollow ware	Black glaze int only; prominent grooves int	C18th - EC19th	Bright orange fabric

Phase	Group/Feat.	Context	Type	No.	Wt.	ENV	Part	Form	Decoration	Date range	Notes
1	9	2109	BGFW	1	2	1	BS	Hollow ware	Black glaze int & ext	C18th - EC19th	Bright orange fabric
1	9	2109	Blackware	1	14	1	Base	Hollow ware	Black glaze int & ext	C17th	
1	9	2109	Blue Banded ware	1	4	1	BS	Hollow ware	Broad blue band and narrow blue lines above	C19th	
1	9	2109	BSGSW	1	5	1	Rim	Bowl	Clubbed rim with incised lines on body	C18th - EC19th	
1	9	2109	BSGSW	1	5	1	Base	Bowl	U/Dec	C18th - EC19th	Footed base
1	9	2109	BSGSW	6	23	5	BS	Hollow ware	U/Dec	C18th - EC19th	
1	9	2109	BSGSW	3	87	3	Base	Bowl	U/Dec	C18th - EC19th	Footed bases
1	9	2109	BSGSW	1	30	1	BS	Hollow ware	Faint impressed lines ext	C18th - C19th	
1	9	2109	BSGSW	1	20	1	Base	Hollow ware	U/Dec	C18th - C19th	Flat base
1	9	2109	BSGSW	1	24	1	Rim	Bowl	Folded clubbed rim with cavity	C18th - C19th	
1	9	2109	BSGSW	2	32	2	BS	Hollow ware	Moulded decoration ext; raised blobs	C18th - C19th	
1	9	2109	BSGSW	1	4	1	BS	Hollow ware	Incised line ext	C18th - C19th	
1	9	2109	Creamware	1	4	1	Rim	Bowl	U/Dec	c.1740 - c.1820	
1	9	2109	Creamware	2	6	2	Footring base	Plate	U/Dec	c.1740 - c.1820	
1	9	2109	Creamware	5	5	5	BS	Hollow ware	U/Dec	c.1740 - c.1820	
1	9	2109	Creamware	2	2	2	Rim	Plate	Beaded rim	c.1740 - c.1820	
1	9	2109	Creamware	1	6	1	Handle	Jug	D shaped handle with moulded terminal	c.1740 - c.1820	
1	9	2109	Edged ware	1	1	1	Rim	Plate	Relief moulded rim with green paint	c.1810 - c.1830	
1	9	2109	Late Blackware	20	157	17	Rim & BS	Hollow ware	Black glaze int & partially ext	C18th	Hard dark red body; everted rim on a short neck; one sherd with handle stump
1	9	2109	Late Blackware	1	12	1	Base	Hollow ware	Clear glaze int, black glaze ext above unglazed band above footed base	C18th	Typical Late Blackware footed base
1	9	2109	Late Blackware	5	279	5	Base	Hollow ware	Black glaze int & partially ext; footed base	C18th	
1	9	2109	Late Blackware	4	15	1	Rim & spout	Jug	Black glaze int & ext	C18th	Pulled spout

Phase	Group/Feat.	Context	Type	No.	Wt.	ENV	Part	Form	Decoration	Date range	Notes
1	9	2109	Late Blackware	1	25	1	Rim	Bowl	Clubbed rim with everted lip; black glaze int & ext	C18th	
1	9	2109	Late Blackware	22	257	22	BS	Hollow ware	Black glaze int & partially ext	C18th	
1	9	2109	Late Blackware	1	22	1	BS & handle stump	Porringer/mug	Black glaze int & partially ext	C18th	
1	9	2109	Pearlware	1	7	1	Ring foot base	Bowl	U/Dec	c.1780 - c.1840	Rounded ring foot base
1	9	2109	Pearlware	1	2	1	Footring base	Flatware	U/Dec	c.1780 - c.1840	
1	9	2109	Pearlware	2	1	2	BS	Hollow ware	U/Dec	c.1780 - c.1840	
1	9	2109	Pearlware	1	5	1	Rim	Bowl	Hand painted leaf and flower design ext, thin blue and yellow lines inside rim	c.1780 - c.1840	
1	9	2109	Porcelain	1	1	1	BS	Flatware	Small part of a curvilinear design int	C18th	?English / ?Chinese
1	9	2109	Porcelain	1	1	1	BS	Bowl	Parallel blue lines with diamond pattern between inside rim; gold line on top of rim	C18th	?English / ?Chinese
1	9	2109	Slipware	2	4	1	BS	Hollow ware	Red and white feathered slip decoration ext	C18th	
1	9	2109	Stoneware	1	34	1	BS	Hollow ware	Raised ridges and grooves around lower body	C18th	?German
1	9	2109	Tin Glazed Earthenware	1	2	1	BS	Hollow ware	Glaze entirely removed by abrasion	LC17th - C18th	
1	9	2109	TP Pearlware	4	2	4	BS	Hollow ware	Various small sections of unidentified TP designs	c.1780 - c.1840	
1	9	2109	URE	1	22	1	Rim	Hollow ware	Collared 'D' profile rim with deep grooves below rim	C18th	
1	9	2109	URE	1	12	1	Rim	Hollow ware	Rounded rim	C18th - EC19th	
1	9	2122	Late Blackware	2	2	1	BS	Hollow ware	Black glaze int & ext	C18th	Fine dark orange fabric
1	9	2122	Mottled ware	1	3	1	BS	Hollow ware	Mottled glaze int & ext	C18th	
1	9	2133	BGCW	1	4	1	BS	Hollow ware	Brown glaze int & ext	C18th - EC19th	
1	9	2133	Blackware	1	1	1	BS	Hollow ware	Black glaze int & ext	C17th	Abraded
1	9	2133	BSGSW	1	1	1	BS	Hollow ware	U/Dec	C18th - EC19th	

Phase	Group/Feat.	Context	Type	No.	Wt.	ENV	Part	Form	Decoration	Date range	Notes
1	9	2133	BSGSW	1	1	1	Rim	Dish	U/Dec	C18th - EC19th	
1	9	2133	Creamware	1	10	1	Footring base	Plate	U/Dec	c.1740 - c.1820	Crazed and discoloured
1	9	2133	Creamware	3	13	1	Profile	Bowl	Fluted internally	c.1740 - c.1820	Angular ring foot base
1	9	2133	Creamware	2	2	2	BS	Hollow ware	U/Dec	c.1740 - c.1820	
1	9	2133	Creamware	1	1	1	Rim	Plate	Beaded rim	c.1740 - c.1820	
1	9	2133	Creamware	1	12	1	Profile	Lid	U/Dec (knob missing)	c.1740 - c.1820	Small diameter lid; 42.9mm diameter
1	9	2133	Late Blackware	1	21	1	Rim & handle	Hollow ware	Black glaze int & ext	C18th	See 2109 for similar sherds; dark red fabric
1	9	2133	Late Blackware	5	15	5	BS	Hollow ware	Black glaze int & ext	C18th	Dark red fabric
1	9	2133	Late Blackware	1	7	1	Rim	Bowl	Black glaze int & ext	C18th	Fine dark red fabric; small everted rim
1	9	2133	Mottled ware	1	6	1	Handle & BS	Mug/porringer	Dark mottled glaze ext, light mottled int	C18th	
1	9	2134	Late Blackware	2	18	1	BS	Hollow ware	Black glaze int, unglazed ext	C18th	
1	9	2142	Mottled ware	1	5	1	Rim	Hollow ware	Mottled glaze int & ext	C18th	Thin walled example
1	9	2142	Redware	1	111	1	Rim	Dish	Clear glaze int; profiled rim	C17th - EC18th	Internal glaze almost totally removed by abrasion
1	9	2142	Redware	4	122	1	Profile	Bowl	Clear glaze int & ext on a fine buff body; small everted rim	C18th	Footed base
1	10	2072	BGFW	9	105	9	BS	Hollow ware	Clear glaze int & ext on soft red body	LC17th - C18th	Could also be a Redware type but the boundaries of the two are vague
1	10	2072	BGFW	2	39	2	Base	Hollow ware	Clear glaze int on an orange body	LC17th - C18th	Harder red body
1	10	2072	BGFW	1	9	1	Base	Hollow ware	Footed base with clear glaze int & partially ext	LC17th - C18th	
1	10	2072	BGFW	1	6	1	BS	Hollow ware	Clear glaze int & ext on soft red body	C18th	Triangular pot disc (!) with ground edges; See Plate 16
1	10	2072	Bone China	1	1	1	Rim	Hollow ware	U/Dec	LC18th - C19th	Unusual sherd
1	10	2072	BSGSW	3	3	1	Base	Mug	U/Dec	C18th	

Phase	Group/Feat.	Context	Type	No.	Wt.	ENV	Part	Form	Decoration	Date range	Notes
1	10	2072	BSGSW	1	5	1	Base	Mug/tankard	U/Dec	C18th	Bulged foot
1	10	2072	BSGSW	2	3	2	BS	Hollow ware	Incised grooves ext	C18th	
1	10	2072	BSGSW	1	6	1	BS	Mug/tankard	Incised grooves ext & handle stump with impressed decoration	C18th	
1	10	2072	BSGSW	4	10	4	BS	Hollow ware	U/Dec	C18th	
1	10	2072	BSGSW	1	1	1	BS/handle stump	Mug	U/Dec	C18th	
1	10	2072	BSGSW	1	2	1	Handle	Mug	Grooves on top of handle	C18th	
1	10	2072	Creamware	1	2	1	Rim	Plate	Relief moulded feather edge plate	c.1740 - c.1820	
1	10	2072	Creamware	1	1	1	Handle	Jug/mug	Narrow lobate handle with greenish tint to glaze	c.1740 - c.1820	
1	10	2072	Creamware	1	1	1	Rim	Hollow ware	U/Dec	c.1740 - c.1820	
1	10	2072	Creamware	1	1	1	Recessed base	Hollow ware	Moulded band around base	c.1740 - c.1820	
1	10	2072	Creamware	1	1	1	BS	Hollow ware	U/Dec	c.1740 - c.1820	
1	10	2072	Creamware	1	2	1	Base	Hollow ware	U/Dec	c.1740 - c.1820	
1	10	2072	Creamware	1	3	1	Recessed base	Plate	U/Dec	c.1740 - c.1820	
1	10	2072	Late Blackware	1	2	1	Rim	Hollow ware	Black glaze int & ext	C18th	Fine dark orange fabric
1	10	2072	Late Blackware type	3	11	3	BS	Hollow ware	Black glaze int & ext on a fine hard, dark red body	C18th	Fabric resembles Blackware
1	10	2072	Mottled Coarseware	1	3	1	BS/flake	Hollow ware	Mottled glaze ext	C18th	Internal surface removed
1	10	2072	Mottled ware	2	4	2	BS	Hollow ware	Raised ridges ext; mottled glaze int & ext	C18th	
1	10	2072	Mottled ware	3	35	3	BS	Hollow ware	Mottled glaze int & ext	C18th	
1	10	2072	Mottled ware type	1	10	1	BS	Hollow ware	Mottled glaze int; black glaze ext on a buff fabric	C18th	
1	10	2072	Mottled ware type	2	5	2	BS	Hollow ware	Very dark mottled glaze ext, slightly lighter int	C18th	
1	10	2072	Porcelain	1	1	1	BS	Hollow ware	U/Dec	C18th	English / ?Import
1	10	2072	Porcelain	1	3	1	Ring foot base	Plate	Curvilinear design int	C18th	English / ?Import; See Plate 8
1	10	2072	Reduced Sandy	1	8	1	BS	Hollow ware	Partially green glazed int &	?Medieval	Secondarily burnt



Phase	Group/Feat.	Context	Type	No.	Wt.	ENV	Part	Form	Decoration	Date range	Notes
1	10	2072	ware Redware	2	5	1	Rim	Bowl	ext on a dark grey body with thin grey border ext Clear glaze int	LC17th - C18th	Small thin walled bowl with rounded rim
1	10	2072	Redware	1	25	1	BS	Dish	Clear glaze int; profiled rim	C17th - EC18th	Flaked glaze
1	10	2072	Redware	2	25	2	BS	Dish	Clear glaze int	C17th - EC18th	
1	10	2072	Slip Coated ware	1	10	1	Base	Hollow ware	Red slip int under glaze	C18th	
1	10	2072	Slip Coated ware	1	1	1	BS	Hollow ware	Red slip int under clear glaze, mottled glaze int	C18th	
1	10	2072	Slipware	1	6	1	Base	Dish	Tri-coloured slip; red and brown slip on white slip int, feathered	C18th	
1	10	2072	Slipware	1	2	1	Rim	Dish	White slip int under clear glaze	C18th	Very heavily abraded with most slip & glaze removed int and surface removed ext
1	10	2072	Slipware	1	11	1	BS	Dish/bowl	White slip int under clear glaze with patches of red slip giving diffuse red-brown patches int	C18th	
1	10	2072	Slipware	1	13	1	Rim	Bowl	White slip int on a fine red body with clear glaze int only	C18th	Could be a fine version of YGCW
1	10	2072	Slipware type 1	1	30	1	Rim	Dish	Clear glaze int with trailed white line below rim	C17th - EC18th	Folded clubbed rim
1	10	2072	Stoneware	3	30	1	BS	U/ID	U/Dec	C18th - EC19th	Odd sherds; fine grey stoneware body - type unidentified
1	10	2072	URE	1	6	1	BS	Hollow ware	U/Dec	LC17th - C18th	
1	10	2072	WGSW	3	14	3	BS	Flatware	U/Dec	c.1720 - c.1780	
1	10	2072	WGSW	1	7	1	Rim	Plate	Relief moulded dot, diaper and basket pattern with wavy edges	c.1720 - c.1780	
1	10	2072	WGSW	2	2	1	Rim	Cup/bowl ext	Blue enamel painted pattern	c.1720 - c.1780	

Phase	Group/Feat.	Context	Type	No.	Wt.	ENV	Part	Form	Decoration	Date range	Notes
1	10	2072	Yellow ware	1	1	1	Rim	Small jar	Yellow int & ext; small overhanging rim	C17th - C18th	
1	10	2075	Redware	1	10	1	BS	Dish/plate	Clear glaze int, red slip ext	C17th - EC18th	
1	11	2013	Banded ware	1	2	1	Recessed base	Mug/jug	Brown band ext	c.1780 - c.1840	Equals 2028; banded Pearlware
1	11	2013	BSGSW	1	9	1	BS	Hollow ware	U/Dec	C18th - EC19th	Equals 2028
1	11	2013	Creamware	2	9	1	Base	Hollow ware	U/Dec	c.1740 - c.1820	Equals 2028; incised concentric ring on underside of base
1	11	2013	Creamware	1	7	1	Base	Flatware	U/Dec	c.1740 - c.1820	Equals 2028
1	11	2013	Creamware	1	4	1	Rim	Flatware	Bead and reel moulded rim	c.1740 - c.1820	Equals 2028
1	11	2015	Pearlware	1	3	1	Ring foot base	Dish/bowl	Hand painted blue decoration int	c.1780 - c.1840	Angular ring foot base
1	11	2028	Midlands Purple type ware	1	9	1	BS	Hollow ware	Purple glaze int; glaze fumed ext	LC15th - EC17th	Equals 2013
1	11	2028	TP Whiteware	1	6	1	BS	Flatware	U/ID TP design int	M - LC19th	Equals 2013; crazed and discoloured
1	11	2028	TP Whiteware	1	3	1	Footring base	Plate	U/ID TP design int	M - LC19th	Equals 2013; crazed and discoloured
1	PalChan 1918	1917	Cistercian ware	1	1	1	Rim	Cup	U/Dec	c.1450 - c.1600	
1	16/PH2162	2161	Mottled Coarseware	1	13	1	BS	Hollow ware	Mottled glaze int & ext	C18th	
1	16/PH2162	2161	URE	1	1	1	BS	U/ID	U/Dec	Undated	Small abraded fragment
1	9&10	2072/2134	Slipware	3	36	1	Rim & body	Jug/jar	Green glaze int & ext; Parallel slip lines on neck; wavy line above, alternate line and ring pattern on shoulder	C18th	
1	Cut 2169	2170	Late Blackware	1	2	1	BS	Hollow ware	Black glaze int & ext	C18th	Secondarily burnt
1	Ditch 2178	2177	URE	1	9	1	BS	Hollow ware	U/Dec	C18th	Oxidised sandy ware with sparse quartz and black grit
1	Ditch 2178	2185	Mottled Coarseware	1	5	1	BS	Hollow ware	Mottled glaze int & ext; shallow grooves ext	C18th	

Phase	Group/Feat.	Context	Type	No.	Wt.	ENV	Part	Form	Decoration	Date range	Notes
1	Ditch 2178	2185	Mottled ware	1	1	1	BS	Hollow ware	Mottled glaze ext	C18th	
1	Fill 2085	2084	Blackware	1	9	1	BS	Hollow ware	Black glaze int & ext	C17th	
1	Fill of 2101	1734	Porcelain	1	21	1	Rim	Globular jar	Moulded patterns ext, blue hand painted design at base of neck	C18th - C19th	
1	Fill of 2101	1734	Tin Glazed Earthenware	1	5	1	BS	Flatware	Blue hand painted linear design int	C18th	See Plate 1
1	Fill of 2101	1734	Slip Coated ware	1	10	1	BS	Hollow ware	Red slip int & ext on a white body under clear glaze	C18th	
1	Fill of 2101	1734	WGSW	2	5	2	Base	Flatware	U/Dec	c.1720 - c.1780	
1	Fill of 2101	1734	German Stoneware	1	8	1	BS	Bottle	Mottled brown iron-wash glaze ext	C17th - C18th	
1	Fill of 2101	1734	Slipware	1	8	1	Base	Flatware	White on red feathered slip decoration	C18th	
1	Fill of 2101	1734	Type 1 slipware	1	38	1	Rim	Bowl	Redware finish with white trailed decoration int; unglazed ext	C17th - EC18th	
1	Fill of 2101	1734	Redware	1	97	1	Rim & handle	Jar	Clear glaze int on red body	C17th - EC18th	Lateral lug handle
1	Fill of 2101	1734	URE	1	45	1	BS	Hollow ware	U/Dec	C18th - C19th	Coarser and much harder than the typical flowerpot fabric
1	Fill of 2101	1734	BGFW type	2	47	2	BS	Hollow ware	Partial brown glaze int	C18th - EC19th	Harder fabric than the normal BGFW
1	Fill of 2101	1734	Late Blackware type	1	30	1	BS	Hollow ware	Black glaze int only	C18th	Late Blackware type glaze int only; ext unglazed
1	Fill of 2125	2106	BGCW	1	49	1	Base	Jar	Mottled brown glaze int & ext	C18th - EC19th	Unusual light buff body
1	Fill of 2125	2106	BGCW	3	21	3	BS	Hollow ware	Brown glaze int & ext	C18th - EC19th	
1	Fill of 2125	2106	Blackware	1	1	1	BS	Hollow ware	Black glaze int & ext	C17th	Hard, fine dark red fabric
1	Fill of 2125	2106	BSGSW	1	4	1	Rim	Mug/tankard	Very thin, slightly everted rim; finely rilled band below rim	C18th	
1	Fill of 2125	2106	BSGSW	1	1	1	BS	Hollow ware	U/Dec	C18th	

Phase	Group/Feat.	Context	Type	No.	Wt.	ENV	Part	Form	Decoration	Date range	Notes
1	Fill of 2125	2106	Creamware	1	8	1	BS	Bowl	Hand painted blue motif ext; only part survives	c.1740 - c.1820	
1	Fill of 2125	2106	Creamware	1	4	1	Rim	Plate	Relief moulded dots around rim with stylised leaf spray	c.1740 - c.1820	
1	Fill of 2125	2106	Late Blackware	1	2	1	BS	Hollow ware	Black glaze int & ext	C18th	Dark orange body
1	Fill of 2125	2106	Mottled Coarseware	1	7	1	BS	Hollow ware	Mottled glaze int & ext	C18th	
1	Fill of 2125	2106	Mottled ware	6	7	6	BS	Hollow ware	Mottled glaze int & ext	C18th	
1	Fill of 2125	2106	Mottled ware	1	18	1	Base	Mug	Mottled glaze int; unglazed immediately above body	C18th	
1	Fill of 2125	2106	Tin Glazed Earthenware	1	1	1	BS	Flatware	Pale blue tin glaze int & ext	LC17th - C18th	
1	Fill of 2125	2106	WGSW	2	3	2	Base	Flatware	U/Dec	c.1720 - c.1780	Abraded
1	Fill of 2125	2106	YGCW type	2	17	2	BS	Hollow ware	White slip int under clear glaze	LC17th - C18th	Knife trimmed ext
1	Fill PH 2117	2118	Mottled Coarseware	1	43	1	Rim	Jar	Mottled brown glaze int & ext	C17th - C18th	Clubbed everted rim
1	Fill pit 2101	2088	Blackware	1	3	1	BS	Hollow ware	Black glaze int & ext	C17th	Hard dark red fabric
1	Fill pit 2101	2088	Mottled Coarseware	1	10	1	BS	Hollow ware	Mottled glaze int & ext on red body	C18th	
1	Fill pit 2101	2088	Slipware	1	1	1	Flake	Hollow ware	White slip on red body under clear glaze	C18th	
1	Fill pit 2101	2089	?Late Blackware	1	4	1	Handle	Hollow ware	Misfired or overfired glaze on top of handle	C18th	
1	Fill pit 2101	2089	BGCW	7	161	7	BS	?Pancheon	Brown glaze int only	C18th - EC19th	
1	Fill pit 2101	2089	BGCW	16	221	16	BS	Hollow ware	Brown glaze int & ext	C18th - EC19th	
1	Fill pit 2101	2089	BGCW	1	14	1	Rim	Hollow ware	Brown glaze ext	C18th - EC19th	
1	Fill pit 2101	2089	BGCW	1	4	1	Rim	Jar	Brown glaze int & ext	C18th - EC19th	
1	Fill pit 2101	2089	BGCW type	1	100	1	Base	Jar	Brown glaze int only; knife trimmed ext	C18th - EC19th	
1	Fill pit 2101	2089	BGCW type	5	222	3	BS	Hollow ware	Partial green mottled glaze int only	C17th - C18th	Prominent rilling int
1	Fill pit 2101	2089	BGFW	1	30	1	Base	Hollow ware	Brown glaze int & ext	C18th - EC19th	Footed base
1	Fill pit 2101	2089	BGFW	1	7	1	Rim	Dish	Brown glaze int & ext	C18th - EC19th	Everted rim

Phase	Group/Feat.	Context	Type	No.	Wt.	ENV	Part	Form	Decoration	Date range	Notes
1	Fill pit 2101	2089	Late Blackware	2	50	2	Base	Porringer/mug	Black glaze int & above foot ext	C18th	Footed base, globular body
1	Fill pit 2101	2089	Late Blackware	4	16	4	BS	Hollow ware	Black glaze int & ext	C18th	One sherd with handle stump
1	Fill pit 2101	2089	Midlands Purple type ware	6	11	6	BS	Hollow ware	Partial green mottled glaze int only	LC16th - C17th?	Very hard, dense, semi-vitrified dark red fabric
1	Fill pit 2101	2089	Mottled ware	1	7	1	Handle	Mug	Mottled glaze all over	C18th	Narrow strap handle
1	Fill pit 2101	2089	Mottled ware	1	8	1	BS	Mug	Rilled band ext, mottled glaze int & ext	C18th	
1	Fill pit 2101	2089	Mottled ware	1	1	1	BS	Hollow ware	Mottled glaze int & ext	C18th	
1	Fill pit 2101	2089	Mottled ware	1	14	1	Base	Hollow ware	Dark mottled glaze int & ext	C18th	An unusual base
1	Fill pit 2101	2089	Mottled ware type	2	6	2	Rim	Hollow ware	Dark mottled glaze int & ext	C18th	Dark red fabric rather than the usual white to buff fabric
1	Fill pit 2101	2089	Redware	4	36	4	BS	Hollow ware	Clear glaze int	C17th - EC18th	
1	Fill pit 2101	2089	Redware	1	2	1	Rim	Dish	Traces of clear glaze int but mainly removed by abrasion	C18th	
1	Fill pit 2101	2089	Redware type	1	1	1	BS	Hollow ware	Patchy glaze int & ext	C18th	
1	Fill pit 2101	2089	Slipware	2	2	2	Rim	Cup/bowl	Elaborate feathered slip decoration ext; white on red	C18th	Plain rims
1	Fill pit 2101	2089	Slipware	1	2	1	BS	Hollow ware	Black glaze int & ext with applied yellow slip decoration	C18th	Slip motif unidentifiable
1	Fill pit 2101	2089	Slipware	1	4	1	Rim	Dish	White slip int & partially ext; possibly originally decorated but mainly flaked away	LC17th - C18th	Beaded rim
1	Fill pit 2101	2089	Slipware	1	17	1	BS	Hollow ware	White trailed slip arcs over a central 'mushroom shaped' design ext	C18th	
1	Fill pit 2101	2089	Slipware	2	7	2	Rim	Dish	Traces of slip and glaze internally but overfired and blistered	C18th	

Phase	Group/Feat.	Context	Type	No.	Wt.	ENV	Part	Form	Decoration	Date range	Notes
1	Fill pit 2101	2089	Slipware type 1	1	80	1	Rim	Jar/Deep bowl	Short white slip angles stripes on top of everted rim; clear glaze int only, rilled lines ext	C17th - EC18th	
1	Fill pit 2101	2089	Slipware type 1	1	46	1	Profile	Dish	Shallow dish with profiled rim and trailed white slip designs int (wavy lines and short lines)	C17th - EC18th	Knife trimmed base ext
1	Fill pit 2101	2089	Slipware type 1	1	58	1	Profile	Dish	Shallow dish with complex trailed white slip designs int & wavy line on rim	C17th - EC18th	
1	Fill pit 2101	2089	Slipware type 1	1	111	1	Semi-recessed base	Dish	Shallow dish with complex decoration int featuring straight and wavy lines	C17th - EC18th	
1	Fill pit 2101	2089	Slipware type 1	2	26	1	Rim	Dish	Shallow dish with profiled rim and short lines inside rim and hammerhead rim	C17th - EC18th	
1	Fill pit 2101	2089	Stoneware	1	16	1	BS	Hollow ware	U/Dec	?C18th - C19th	Very hard stoneware with shiny semi-vitrified body containing black grit
1	Fill pit 2101	2089	Tin Glazed Earthenware	1	7	1	Rim	Jar	Thick white tin glaze int & ext	LC17th - C18th	Rounded rim
1	Fill pit 2101	2089	URE	1	18	1	Rim	Jar	U/Dec	C18th - EC19th	Pitted and flaked ext and on top of rim
1	Fill pit 2101	2089	URE type	2	10	2	BS	Hollow ware	U/Dec	C17th - C18th	Much harder and finer than the usual URE type
1	Fill pit 2101	2089	Whiteware	1	1	1	BS	Hollow ware	U/Dec	M - LC18th	?Intrusive; check details of context
1	Fill pit 2101	2089	Yellow ware	2	2	2	Rim	Cup/bowl	Clear glaze int & ext on a white body	C17th - C18th	Plain rim
1	Fill pit 2101	2089	Yellow ware	1	1	1	BS	Hollow ware	Clear glaze int & ext	C17th - C18th	Prominent knife trimming ext
1	Fill pit 2101	2089	YGCW	2	77	1	Base	Bowl/pancheo n	White slip int under clear glaze	LC17th - EC19th	Pitted and flakes int & ext
1	Fill pit 2101	2089	YGCW	1	12	1	Base	Bowl/pancheo n	White slip int under clear glaze	LC17th - EC19th	

Phase	Group/Feat.	Context	Type	No.	Wt.	ENV	Part	Form	Decoration	Date range	Notes
1	Fill pit 2101	2172	Redware	1	39	1	BS	Dish/bowl	Clear glaze int on red body	C17th - EC18th	
1	Gully 2146	2145	Redware type	2	37	1	BS	Dish	Clear glaze int	C18th	Handle stump ext
1	Gully 2146	2145	Late Blackware	1	1	1	BS	Hollow ware	Black glaze int & ext	C18th	
1	Gully 2146	2145	Mottled Coarseware	1	1	1	BS	Hollow ware	Mottled glaze int & ext	C18th	
1	Gully 2146	2145	Slip/Yellow ware	1	1	1	BS	Hollow ware	White slip int & ext under clear glaze	LC17th - C18th	Abraded
1	Gully 2146	2145	Tin Glazed Earthenware	1	1	1	BS	Hollow ware	Pale blue slip int & ext	LC17th - C18th	
1	Gully 2150	2149	Tin Glazed Earthenware	1	1	1	BS	Flatware	White glaze int & ext	LC17th - C18th	
1	Gully 2179	2180	BGCW	4	236	1	BS	Jar	Brown glaze int & ext	C18th	Thin patchy glaze int, chipped and abraded extensively ext; could be LC17th
1	Gully 2179	2180	BGCW	1	97	1	Rim	Pancheon	Brown glaze int; partial green glaze ext	C18th	Heavily water-abraded unlike other sherds in this group
1	Gully 2179	2180	BGCW	1	35	1	BS	Hollow ware	Brown glaze int & ext	C18th - EC19th	
1	Gully 2179	2180	BGFW	1	5	1	BS	Hollow ware	Black glaze int & ext	C18th	Dark orange fabric
1	Gully 2193	2173	Redware type	1	25	1	Rim	Dish	Clear glaze int; profiled rim	C18th	
1	Gully 2193	2173	TP Pearlware	3	3	1	Rim	Dish/saucer	Black printed floral design int	c.1780 - c.1840	
1	Gully 2193	2174	Late Blackware	1	2	1	BS	Hollow ware	Black glaze int & ext	C18th	
1	Gully 2193	2174	Mottled ware	1	2	1	BS	Hollow ware	Mottled glaze int & ext	C18th	
1	Gully 2193	2176	BGCW	1	9	1	BS	Jar	Brown glaze int & ext	C18th	
1	Gully 2193	2176	Redware	1	14	1	BS	Dish	Clear glaze int	C18th	
1	Gully 2193	2176	Redware	1	8	1	BS	Dish	Clear glaze int	C18th	
1	Gully 2218	2219	BGCW	1	6	1	BS	Pancheon	Brown glaze int, red slip ext	C18th	
1	Gully 2218	2219	BGFW	1	14	1	BS	Bowl	Black glaze int; rilled body ext	C18th	Unusually thin walled vessel
1	Gully 2218	2219	BSGSW	1	1	1	BS	Hollow ware	U/Dec	C18th	
1	Gully 2218	2219	Tin Glazed Earthenware	1	3	1	BS	Plate	Blue hand painted design int	LC17th - C18th	

Phase	Group/Feat.	Context	Type	No.	Wt.	ENV	Part	Form	Decoration	Date range	Notes
1	Gully 2218	2219	WSGSW	1	4	1	Rim	Plate	Relief moulded rim; wickerwork and scroll pattern	c.1720 - c.1780	
1	Gully 2218	2219	WSGSW	1	10	1	Rim	Plate	Relief moulded feather edge pattern	c.1720 - c.1780	
1	Gully 2220	2221	BSGSW	1	2	1	Handle	Mug/jug	U/Dec	C18th	
1	Gully 2220	2221	Creamware	1	2	1	Recessed base	Jar	U/Dec	c.1740 - c.1820	
1	Gully 2220	2221	Pearlware	1	1	1	Rim	Bowl	Hand painted blue curvilinear border frieze int	c.1780 - c.1840	
1	Gully 2220	2221	WSGSW	4	19	1	Rim & BS	Bowl	U/Dec	c.1720 - c.1780	
1	Gully 2220	2221	WSGSW	1	2	1	BS	Hollow ware	U/Dec	c.1720 - c.1780	
1	Gully 2220	2221	WSGSW	1	2	1	BS	Hollow ware	U/Dec	c.1720 - c.1780	
1	Gully 2220	2229	Slipware	1	5	1	Rim	Dish	Brown slip on white slip int, linear decoration; pie-crust rim	C18th	Very heavily water worn with rounded edges
1	Gully 2220	2229	URE	1	5	1	Rim	Hollow ware	U/Dec	C18th	Water worn with rounded edges
1	Gully 2231	2189	BGFw	2	4	2	BS	Hollow ware	Black glaze int & ext	C18th	
1	Gully 2231	2189	Blackware	1	2	1	BS	Hollow ware	Black glaze int & ext	C17th	Fine, hard, dark red body
1	Gully 2231	2189	BSGSW	1	6	1	Rim	Dish	Groove around outer edge of rim	C18th - EC19th	Sharply everted bowl rim
1	Gully 2231	2189	BSGSW	2	8	2	BS	Hollow ware	U/Dec	C18th - EC19th	
1	Gully 2231	2189	Creamware	1	1	1	BS	Hollow ware	Blue-grey band around ext body	c.1740 - c.1820	See ext 2217 for very similar sherds; crazed and discoloured
1	Gully 2231	2189	Creamware	1	6	1	Recessed base	Jar	U/Dec	c.1740 - c.1820	Angular recessed base
1	Gully 2231	2189	Creamware	1	1	1	BS	Hollow ware	Greenish colour ext	c.1740 - c.1820	
1	Gully 2231	2189	Creamware	1	1	1	BS	Hollow ware	U/Dec	c.1740 - c.1820	
1	Gully 2231	2189	Mottled ware	1	2	1	Rim	Cup/tankard	Everted rim with raised ridge ext	C18th	Typical Mottled ware rim
1	Gully 2231	2189	Mottled ware	1	40	1	Base	Bowl/jar	Mottled glaze int & ext	C18th	Footed base, partial black deposit ext
1	Gully 2231	2189	Mottled ware	1	11	1	BS	Hollow ware	Mottled glaze int & ext	C18th	



Phase	Group/Feat.	Context	Type	No.	Wt.	ENV	Part	Form	Decoration	Date range	Notes
1	Gully 2231	2189	Mottled ware	4	5	3	BS	Hollow ware	Raised ridges ext on joining sherds	C18th	
1	Gully 2231	2189	Porcelain	1	1	1	BS	Flatware	Blue linear decoration on one side	C18th	
1	Gully 2231	2189	Redware	1	4	1	BS/flake	U/ID	Clear glaze on one side	C18th	
1	Gully 2231	2189	Slip Coated ware	2	126	1	Base	Bowl/jar	Red slip ext under dark glaze, also dark glaze int	C18th	Footed base; some glaze pooling int at one size
1	Gully 2231	2189	Slip Coated ware	1	1	1	BS/flake	U/ID	Red slip int under clear glaze int	C18th	Resembles Redware but with a red slip coating int
1	Gully 2231	2189	Tin Glazed Earthenware	1	1	1	BS	U/ID	Blue-white glaze int & ext	LC17th - C18th	
1	Gully 2231	2189	URE	1	15	1	BS	Jar	U/Dec	C18th - EC19th	
1	Gully 2231	2189	WGSW	1	3	1	Rim	Jar	U/Dec	c.1720 - c.1780	Vertical rim on a globular body
1	Gully 2231	2189	WGSW	1	8	1	Base	Cup/bowl	U/Dec	c.1720 - c.1780	Flat base with small pedestal
1	Gully 2231	2189	WGSW	1	6	1	Base	Flatware	U/Dec	c.1720 - c.1780	
1	Gully 2231	2189	WGSW	1	2	1	Rim	Plate	U/Dec	c.1720 - c.1780	Moulded wickerwork pattern around rim
1	Gully 2143	2144	Mottled Coarseware	1	3	1	BS	Hollow ware	Mottled glaze int & ext	C18th	
1	Gully 2143	2144	WGSW	1	1	1	BS	Hollow ware	U/Dec	c.1720 - c.1780	
1	PalChan 2188	2187	Redware	1	3	1	BS	Dish	Clear glaze int only	C17th - EC18th	No abrasion
1	PalChan 2225	2127	Late Blackware	1	1	1	BS	Hollow ware	Black glaze int & ext	C18th	
1	PalChan 2225	2127	Redware	1	6	1	Rim	Dish	Clear glaze int; clubbed rim	C17th - EC18th	
1	PalChan 2225	2127	Tin Glazed Earthenware	3	2	1	BS	Flatware	Blue line int, white glaze int & ext	LC17th - C18th	
1	PH 2078	2076	Late Blackware	1	10	1	Handle & BS	Porringer/mug	Black glaze int & ext	C18th	
1	PH 2079	2080	BGCW	3	51	3	BS	Hollow ware	Brown glaze int & ext	LC17th - C18th	

Phase	Group/Feat.	Context	Type	No.	Wt.	ENV	Part	Form	Decoration	Date range	Notes
1	PH 2079	2080	URE type	1	81	1	BS	Hollow ware	Prominent rilling int	?LC17th - C18th	Unusual dense orange fabric with fine rock fragments; not the usual 'flowerpot' fabric
1	PH 2079	2080	URE type	1	16	1	BS	Hollow ware	U/Dec	C18th	Very hard, dense semi-vitrified red fabric with fine inclusions; not normal URE type
1	PH 2086	2083	Slipware	1	19	1	BS & handle	Mug	White slip on thin red slip; feathered ext; clear glaze int & ext	C18th	
1	PH 2086	2083	Tin Glazed Earthenware	1	1	1	Flake	U/ID	White tin glaze	C17th - C18th	Small flake, little more thin glaze with part of body attached
1	PH 2113	2114	BGFW	1	1	1	BS	Hollow ware	Brown glaze int & ext	C18th	
1	PH 2113	2114	Late Blackware	1	1	1	Rim	Hollow ware	U/Dec	C18th	
1	PH 2113	2114	Mottled ware	1	1	1	Rim	Hollow ware	Mottled glaze int & ext; groove below rim	C18th	
1	PH 2113	2114	Tin Glazed Earthenware	1	1	1	BS	Flatware	Diffuse blue linear decoration int	LC17th - C18th	
1	PH 2115	2116	Yellow ware	1	10	1	Base	Hollow ware	Clear (yellow) glaze int	C17th - EC18th	Footed base; diam c.4.2cm
1	Pit 2125	2129	Creamware	1	7	1	Rim	Plate	Wavy edge plate with relief moulded 'feather' edge	c.1740 - c.1820	
1	Pit 2125	2129	Porcelain	1	1	1	BS	Hollow ware	Small trace of blue design ext	LC17th - C18th	
1	Pit 2125	2129	Slipware	1	3	1	BS	Dish	White slip int under clear glaze	C18th	
1	Pit 2125	2129	U/ID	1	1	1	Flake	U/ID	External flake	Undated	
1	Pit 2125	2131	?BGCW	1	4	1	Flake	U/ID	U/Dec	C18th - C19th	External flake, no internal surface surviving
1	Pit 2125	2131	?Late Blackware	3	12	3	Rim & BS	Hollow ware	Dark glaze int & ext on buff to red bodies	C18th	Heavily secondarily burnt; glaze blistered and damaged

Phase	Group/Feat.	Context	Type	No.	Wt.	ENV	Part	Form	Decoration	Date range	Notes
1	Pit 2125	2131	?Yellow ware	1	6	1	Base	Jar/bowl	Clear glaze int & ext; small footed base	C18th	Glaze heavily blistered int & ext
1	Pit 2125	2131	?Yellow ware	1	1	1	BS	Hollow ware	Clear glaze int & ext on a buff body	C17th - C18th	
1	Pit 2125	2131	BGCW	1	89	1	Rim	Pancheon	Brown glaze int	C18th	Rounded everted rim with shallow groove inside rim
1	Pit 2125	2131	BGCW	4	44	4	BS	Pancheon	Brown glaze int only	C18th - EC19th	
1	Pit 2125	2131	BGCW	16	79	16	BS	Hollow ware	Brown glaze int & ext	C18th - C19th	
1	Pit 2125	2131	BGCW type	1	13	1	Rim	Jar	Brown glaze int & ext; flange below rim	C17th - C18th	Orange sandy fabric
1	Pit 2125	2131	BGCW type	2	17	2	BS	Hollow ware	Brown glaze ext only	C17th - C18th	Quartz tempered orange sandy fabric
1	Pit 2125	2131	BGFW	1	12	1	Base	Hollow ware	Brown glaze int & ext	C18th	
1	Pit 2125	2131	BGFW	1	3	1	Base	Hollow ware	Brown glaze int	C18th	
1	Pit 2125	2131	BSGSW	1	25	1	Base	Hollow ware	Splay-footed base with incised lines ext	C18th	
1	Pit 2125	2131	BSGSW	5	18	5	BS	Hollow ware	U/Dec	C18th	
1	Pit 2125	2131	BSGSW	1	8	1	BS	Hollow ware	Stamped short arcs ext	C18th	
1	Pit 2125	2131	BSGSW	1	1	1	BS	Hollow ware	Applied and impressed motif ext; unidentified	C18th	
1	Pit 2125	2131	BSGSW	1	4	1	BS	Colander/strainer	U/Dec	C18th	Perforated sherd
1	Pit 2125	2131	BSGSW	1	3	1	Base	Hollow ware	U/Dec	C18th	
1	Pit 2125	2131	Creamware	2	24	1	Handle	Jug	Lobate profile in cross-section with wavy long profile	c.1740 - c.1820	
1	Pit 2125	2131	Creamware	1	3	1	Rim	Plate	Wavy edged plate	c.1740 - c.1820	
1	Pit 2125	2131	Creamware	1	5	1	Recessed base	Plate	U/Dec	c.1740 - c.1820	
1	Pit 2125	2131	Creamware	1	2	1	Rim	Cup	U/Dec	c.1740 - c.1820	Handle scar ext
1	Pit 2125	2131	Creamware	1	2	1	Rim	Jar	U/Dec	c.1740 - c.1820	Very small folded rim
1	Pit 2125	2131	Creamware	1	3	1	Rim	Plate	Relief moulded beaded rim; stylised leaf sprays around the rim	c.1740 - c.1820	

Phase	Group/Feat.	Context	Type	No.	Wt.	ENV	Part	Form	Decoration	Date range	Notes
1	Pit 2125	2131	Creamware	1	3	1	Rim	Hollow ware	U/Dec	c.1740 - c.1820	Everted rim with narrow lid-seating
1	Pit 2125	2131	Creamware	1	1	1	Rim	Hollow ware	U/Dec	c.1740 - c.1820	
1	Pit 2125	2131	Creamware	6	8	6	BS	Hollow ware	U/Dec	c.1740 - c.1820	
1	Pit 2125	2131	Creamware	1	2	1	BS	Plate	U/Dec	c.1740 - c.1820	
1	Pit 2125	2131	Creamware	2	7	2	BS	Flatware	U/Dec	c.1740 - c.1820	
1	Pit 2125	2131	Creamware	1	3	1	Base	Small jar	U/Dec	c.1740 - c.1820	
1	Pit 2125	2131	Creamware	1	2	1	BS	Flatware	U/Dec	c.1740 - c.1820	Secondarily burnt
1	Pit 2125	2131	Creamware	2	4	1	BS	?Flatware	Green and yellow mottled on one side, grey mottling on reverse	c.1740 - c.1820	
1	Pit 2125	2131	Creamware	2	3	1	Profile	Shallow bowl	Hand painted dark blue stylised Chinese landscape int with relief moulded concentric circle int	c.1740 - c.1820	
1	Pit 2125	2131	Creamware	1	3	1	BS	Bowl	Hand painted blue Chinese style landscape ext	c.1740 - c.1820	
1	Pit 2125	2131	Green Glazed Sandy ware	1	17	1	BS	Hollow ware	Green glaze int & ext	LC15th - C16th	Unabraded
1	Pit 2125	2131	Late Blackware	7	26	7	BS	Hollow ware	Dark slip int & ext, some sherds with dark mottling internally	C18th	White to buff fabric
1	Pit 2125	2131	Late Blackware	2	3	2	Rim	Hollow ware	Dark slip int & ext; some mottling where lighter or thinner	C18th	White to buff fabric
1	Pit 2125	2131	Late Blackware	1	2	1	Handle	Hollow ware	Dark glaze all over	C18th	Buff fabric
1	Pit 2125	2131	Late Blackware	1	14	1	BS & handle	Hollow ware	Dark glaze all over	C18th	Dark red fabric
1	Pit 2125	2131	Late Blackware	1	6	1	BS & handle stump	Hollow ware	Black glaze int & ext	C18th	Dark red fabric; difficult to distinguish from C17th Blackware
1	Pit 2125	2131	Late Blackware	2	3	2	BS	Hollow ware	Black glaze int & ext; one with possible handle scar	C18th	Dark red fabric
1	Pit 2125	2131	Late Blackware type	1	9	1	BS	Hollow ware	Black glaze int & ext	C18th	Dark red fabric

Phase	Group/Feat.	Context	Type	No.	Wt.	ENV	Part	Form	Decoration	Date range	Notes
1	Pit 2125	2131	Late Blackware type	2	9	2	BS & Base	Hollow ware	Black glaze int & partially ext	C18th	
1	Pit 2125	2131	Midlands Purple type ware	2	108	2	Base	Jar	Purple glaze int & on underside of base	LC15th - C17th	Very hard, dense, semi-vitrified dark red fabric
1	Pit 2125	2131	Midlands Purple type ware	1	9	1	BS	Hollow ware	Purple glaze int & ext	LC15th - C17th	
1	Pit 2125	2131	Midlands Purple type ware	1	5	1	BS	Hollow ware	U/Dec	C16th - C17th	Hard, dense, semi-vitrified fabric
1	Pit 2125	2131	Mottled ware	2	4	2	Rim	Mug	Rilled bands below slightly everted rims; mottled glaze int & ext	C18th	
1	Pit 2125	2131	Mottled ware	10	23	10	BS	Mug	Mottled glaze int & ext	C18th	
1	Pit 2125	2131	Mottled ware	3	3	3	BS	Mug	Rilled bands on body; mottled glaze int & ext	C18th	
1	Pit 2125	2131	Mottled ware	2	10	2	BS	Hollow ware	Dark mottled glaze int & ext	C18th	
1	Pit 2125	2131	Mottled ware	1	9	1	Handle	Jug	Dark mottled glaze on handle	C18th	
1	Pit 2125	2131	Mottled ware	1	20	1	Base	Jar	Mottled glaze int, pooled to one side	C18th	Footed base unglazed
1	Pit 2125	2131	Red stoneware	1	2	1	BS	U/ID	Sherd with ?flange with cut-outs; form unidentified	MC18th - EC19th	Unusual sherd
1	Pit 2125	2131	Reduced Sandy ware	1	5	1	BS	Hollow ware	U/Dec	C13th - C14th	Pale grey with darker grey core, containing abundant quartz and non-crystalline grit
1	Pit 2125	2131	Redware	9	64	9	BS	Flatware	Clear glaze int	LC17th - C18th	Flaked and chipped
1	Pit 2125	2131	Redware	1	7	1	BS	Flatware	Clear glaze int	LC17th - C18th	Heavily abraded with rounded edges; water worn
1	Pit 2125	2131	Redware type	1	28	1	Rim	Dish/bowl	Clear glaze int, red slip ext	C18th	Harder and denser than normal Redware
1	Pit 2125	2131	Redware type	1	9	1	Rim	Pantheon	Patchy glaze ext; int surface removed	LC17th - C18th	Rounded rim

Phase	Group/Feat.	Context	Type	No.	Wt.	ENV	Part	Form	Decoration	Date range	Notes
1	Pit 2125	2131	Slipware	1	13	1	BS	Dish	White on red slip int; yellow surface with very narrow brown lines	C18th	Press moulded dish
1	Pit 2125	2131	Slipware	2	7	1	BS	Dish	White slip int; all glaze removed	C18th	
1	Pit 2125	2131	Slipware	1	1	1	BS	Dish	Trailed white slip decoration int under clear glaze giving a yellow on red design	C18th	
1	Pit 2125	2131	Slipware	1	5	1	BS	Dish	Slipped int under glaze but most glaze and slip removed	C18th	
1	Pit 2125	2131	Slipware	1	1	1	BS	Hollow ware	White slip int & ext with thin red line ext	C18th	
1	Pit 2125	2131	Slipware	1	7	1	Rim	Bowl	White slip int & ext on a buff body	C18th	Rounded clubbed rim
1	Pit 2125	2131	Slipware	1	5	1	Base	U/ID	Clear glaze int, red slip on underside of base	C18th	
1	Pit 2125	2131	Slipware	1	1	1	BS	Hollow ware	White slip int on a pale orange body	C18th	
1	Pit 2125	2131	Stoneware	1	12	1	BS	Hollow ware	U/Dec	C18th - C19th	Unusual pale brown body
1	Pit 2125	2131	Stoneware	1	2	1	Handle	Hollow ware	Grooves and ridges on top of handle	C18th	Secondarily burnt
1	Pit 2125	2131	Tin Glazed Earthenware	1	7	1	BS	Flatware	Blue ?floral design int; blue-white tin glaze ext	LC17th - C18th	
1	Pit 2125	2131	Tin Glazed Earthenware	1	10	1	Recessed base	Plate	Complex blue painted design int but extensively damaged by flaking so little survives	LC17th - C18th	
1	Pit 2125	2131	Tin Glazed Earthenware	1	1	1	BS	Flatware	Blue linear design int	LC17th - C18th	
1	Pit 2125	2131	Tin Glazed Earthenware	1	3	1	BS	Dish	Broad blue bands int	LC17th - C18th	
1	Pit 2125	2131	Tin Glazed Earthenware	2	3	1	Rim	Hollow ware	All glaze removed by flaking	LC17th - C18th	
1	Pit 2125	2131	Tin Glazed Earthenware	1	1	1	BS	Flatware	Blue painted linear design int; unidentifiable	LC17th - C18th	

Phase	Group/Feat.	Context	Type	No.	Wt.	ENV	Part	Form	Decoration	Date range	Notes
1	Pit 2125	2131	Tin Glazed Earthenware	1	3	1	BS	Plate	Blue hand painted design int	LC17th - C18th	
1	Pit 2125	2131	Tin Glazed Earthenware	1	1	1	BS	Hollow ware	Hand painted blue and black design ext	LC17th - C18th	
1	Pit 2125	2131	Tin Glazed Earthenware	1	1	1	BS	Hollow ware	Hand painted blue and black design ext	LC17th - C18th	
1	Pit 2125	2131	Tin Glazed Earthenware	1	1	1	BS	Hollow ware	Blue decoration on white	C17th - C18th	Unusually thin sherd; also very heavily secondarily burnt
1	Pit 2125	2131	U/ID	3	18	3	BS	U/ID	U/Dec	LC17th - EC19th	Flaked and abraded body sherds, surfaces missing
1	Pit 2125	2131	U/ID	2	7	2	BS	U/ID	U/Dec	LC17th - C18th	Heavily abraded with rounded edges; possibly water worn
1	Pit 2125	2131	URE	6	55	6	BS	Hollow ware	Impressed grooves ext	C18th	
1	Pit 2125	2131	URE	1	19	1	Base	Hollow ware	U/Dec	C18th	Flat base
1	Pit 2125	2131	URE/Redware	1	9	1	Lug handle	Dish/bowl	Red slip	LC17th - C18th	Round-ended lug handle; could be part of a Redware dish
1	Pit 2125	2131	WGSW	2	45	1	Profile	Plate	U/Dec	c.1720 - c.1780	Angular profile, flat base
1	Pit 2125	2131	WGSW	1	13	1	Rim	Plate/server	Relief moulded seed or barley pattern rim	c.1720 - c.1780	
1	Pit 2125	2131	WGSW	1	6	1	Rim	Plate	Moulded 'bead and reel' rim	c.1720 - c.1780	
1	Pit 2125	2131	WGSW	1	13	1	Rim	Bowl	U/Dec	c.1720 - c.1780	Folded clubbed rim with cavity
1	Pit 2125	2131	WGSW	4	5	4	BS	Hollow ware	U/Dec	c.1720 - c.1780	
1	Pit 2125	2131	WGSW	1	3	1	Base	Cup/bowl	U/Dec	c.1720 - c.1780	
1	Pit 2125	2131	WGSW	1	2	1	Rim	Cup/bowl	U/Dec	c.1720 - c.1780	Thin walled with slightly everted rim
1	Pit 2125	2131	WGSW	1	1	1	Rim	Small jar	U/Dec	c.1720 - c.1780	Small, sharply everted rim
1	Pit 2125	2131	WGSW	2	4	2	BS	Flatware	U/Dec	c.1720 - c.1780	

Phase	Group/Feat.	Context	Type	No.	Wt.	ENV	Part	Form	Decoration	Date range	Notes
1	Pit.2125	2131	Yellow ware	1	8	1	Base	Small jar	Clear glaze int on white body; small footed base	LC17th - EC18th	
1	Pit.2125	2131	Yellow ware	1	3	1	Base	Jar/mug	Clear glaze int & ?partially ext	C18th	Small footed base, some sooting
1	Pit.2125	2131	Yellow ware	1	1	1	BS	Hollow ware	Thin white slip int & ext on a red body; clear glaze gives the yellow colour	C18th	
1	Pit.2125	2131	YG CW	1	4	1	BS	Pancheon	White slip int with clear glaze over	C18th - EC19th	Glaze flaked internally
2	12	1926	Slip Banded CC ware	2	44	2	Rim	Bowl	Thin brown lines and narrow white slip bands ext	C19th	Sharply everted bowl rim; probably the same vessel
2	12	1926	Slip Banded CC ware	2	23	1	BS	Bowl	Thin brown lines and narrow white slip bands ext	C19th	Probably the same vessel
2	12	2111	BGCW	1	8	1	Base	Hollow ware	Brown glaze int only	C18th - C19th	
2	12	2111	Blackware	1	2	1	BS	Hollow ware	Black glaze int & ext	C17th	Hard, fine dark red fabric
2	12	2111	BSGSW	2	16	1	BS	Hollow ware	U/Dec	C18th - C19th	
2	12	2111	BSGSW	1	6	1	BS	Hollow ware	Incised lines ext	C18th - C19th	
2	12	2111	BSGSW	1	5	1	Rim	Bowl	Two parallel incised lines on body ext	C18th - C19th	Round rim emphasised by groove
2	12	2111	Creamware	1	6	1	Ring foot base	Bowl/dish	U/Dec	c.1740 - c.1820	Angular ring foot base
2	12	2111	Creamware	1	1	1	Rim	Cup/bowl	U/Dec	c.1740 - c.1820	
2	12	2111	Creamware	1	1	1	BS	Cup/bowl	U/Dec	c.1740 - c.1820	
2	12	2111	Late Blackware	1	3	1	Rim	Hollow ware	Black glaze int & ext	C18th	Plain rim
2	12	2111	TP Pearlware	1	7	1	Rim	U/ID	Chinese landscape and border	c.1780 - c.1840	
2	12	2111	TP Pearlware	1	1	1	Rim	Cup/bowl	Curvilinear floral design on a cellular background	c.1780 - c.1840	
2	13	1856	Banded ware	1	7	1	Rim	Bowl	Broad green band below rim with narrow green lines on body	C19th	
2	13	1856	Bone China	3	10	1	BS	Hollow ware	U/Dec	C19th	Discoloured



Phase	Group/Feat.	Context	Type	No.	Wt.	ENV	Part	Form	Decoration	Date range	Notes
2	Cobble bedding	1699	BGCW	1	2	1	BS	?Pancheon	Brown glaze int only	C18th - C19th	Flaked and abraded
2	Cobble bedding	1699	Blue Banded ware	1	1	1	BS	Hollow ware	Blue band ext	C19th	
2	Cobble bedding	1699	Blue Banded ware	1	1	1	BS	Mug	Blue band ext above raised ridge ext	C19th	Crazed & discoloured
2	Cobble bedding	1699	Bone China	1	9	1	BS	Flatware	U/Dec	C19th	Crazed and discoloured
2	Cobble bedding	1699	Bone China	2	5	1	BS	Hollow ware	U/Dec	C19th	Discoloured
2	Cobble bedding	1699	Bone china	1	2	1	Rim	Saucer	Blue band inside rim	C19th	
2	Cobble bedding	1699	Bone China	1	1	1	Rim & handle stump	Cup	U/Dec	M - LC19th	
2	Cobble bedding	1699	Bone China	1	1	1	BS	?Ornament	Moulded fragment; ?corner	M - LC19th	
2	Cobble bedding	1699	Bone China	1	2	1	Rim	Cup/bowl	U/Dec	C19th	
2	Cobble bedding	1699	Bone China	1	1	1	BS	Hollow ware	Gold overglaze line ext	M - LC19th	Discoloured
2	Cobble bedding	1699	BSGSW	1	9	1	BS	Hollow ware	Rouletted band ext	LC18th - C19th	
2	Cobble bedding	1699	BSGSW	1	29	1	Rim	Hollow ware	U/Dec	C18th - C19th	Unusual form with plain flat-topped rim; abraded & discoloured with concretion
2	Cobble bedding	1699	Creamware	1	1	1	BS	Hollow ware	U/Dec	c.1740 - c.1820	
2	Cobble bedding	1699	Edged ware	1	6	1	Rim	Plate	Relief moulded rim with blue paint	EC19th	
2	Cobble bedding	1699	TP Bone china	1	9	1	BS	Hollow ware	Pale brown TP floral design ext	M - LC19th	
2	Cobble bedding	1699	TP Bone china	1	1	1	Rim	?Flatware	Chinese landscape int	C19th	Crazed and abraded

Phase	Group/Feat.	Context	Type	No.	Wt.	ENV	Part	Form	Decoration	Date range	Notes
2	Cobble bedding	1699	TP Whiteware	1	3	1	BS	Hollow ware	Leaf and flower pattern ext	M - LC19th	
2	Cobble bedding	1699	TP Whiteware	1	3	1	Footring base	Plate	Unidentifiable TP design int	M - LC19th	Crazed & discoloured
2	Cobble bedding	1699	TP Whiteware	1	2	1	BS	Hollow ware	Unidentified sepia design int & ext	M - LC19th	Crazed & discoloured
2	Cobble bedding	1699	TP Whiteware	1	1	1	BS	Flatware	Blue printed floral/leaf design int	M - LC19th	Crazed & discoloured
2	Cobble bedding	1699	TP Whiteware	1	2	1	BS	Hollow ware	Small part of a blue printed design with overglaze gold detailing	M - LC19th	Crazed & discoloured
2	Cobble bedding	1699	TP Whiteware	1	1	1	BS	Cup/bowl	Blue TP design ext; U/ID	M - LC19th	Crazed & discoloured
2	Cobble bedding	1699	TP Whiteware	1	1	1	BS	Hollow ware	Diffuse ?TP design	M - LC19th	Discoloured, possibly burnt
2	Cobble bedding	1699	URE	1	6	1	BS	Hollow ware	U/Dec	C19th	Discoloured with Fe concretions
2	Cobble bedding	1699	Whiteware	2	21	2	Handle	Hollow ware	U/Dec	M - LC19th	Discoloured and flaked
2	Cobble bedding	1699	Whiteware	1	10	1	Footring base	Plate	U/Dec	M - LC19th	Crazed and discoloured
2	Cobble bedding	1699	Whiteware	2	10	1	Base	Hollow ware	Dark blue glaze int & ext	C19th	Discoloured
2	Cobble bedding	1699	Whiteware	2	2	2	BS & flake	U/ID	U/Dec	M - LC19th	Crazed
2	Fill 1714	1713	TP Whiteware	1	4	1	BS	Hollow ware	Blue floral/leaf design ext	M - LC19th	Collared rim
2	Fill 1714	1713	Whiteware	1	10	1	Rim	Bowl	U/Dec	C19th	
2	Fill 1714	1915	Banded ware	1	1	1	Rim	Bowl	Blue grey band on body, thin brown line below rim	C19th	
2	Fill 1714	1915	BGCW	3	154	1	Base & BS	Pantheon	Brown glaze int only	C18th - C19th	
2	Fill 1714	1915	BSGSW	1	3	1	BS & handle stump	Hollow ware	U/Dec	C18th - EC19th	
2	Fill 1714	1915	Cane Coloured ware	1	24	1	Ring foot base	Hollow ware	U/Dec	C19th	

Phase	Group/Feat.	Context	Type	No.	Wt.	ENV	Part	Form	Decoration	Date range	Notes
2	Fill 1714	1915	Cane Coloured ware	1	9	1	BS	Hollow ware	U/Dec	C19th	
2	Fill 1714	1915	Mocha ware	1	4	1	Rim	Bowl	Blue Mocha tree on a white slip band	C19th	
2	Fill 1714	1915	Sponged ware	1	1	1	BS	Hollow ware	Blue sponging ext	c.1830+	
2	Fill 1714	1915	TP Bone china	1	3	1	Ring foot base	Plate	Chinese landscape (?Two Temples)	M - LC19th	
2	Fill 1714	1915	TP Whiteware	4	7	4	BS	Plate	Willow	M - LC19th	
2	Levelling	1668	BGCW	1	90	1	Rim	Pantheon	Brown glaze int; sharply everted rim with dishd top and shallow groove ext	C18th - C19th	
2	Levelling	1668	BSGSW	1	7	1	BS	Hollow ware	Rouletted line of angled lines and stamped designs ext	LC18th - C19th	
2	Levelling	1692	BSGSW	2	23	2	BS	Hollow ware	U/Dec	C18th - EC19th	
2	Levelling	1692	Creamware	1	23	1	Rim	Bowl	U/Dec	c.1740 - c.1820	Sharply everted bowl rim
2	Levelling	1692	Edged ware	1	8	1	Rim	Plate/dish	Moulded 'Grass' pattern rim with blue	c.1810 - c.1830	
2	Levelling	1692	Pearlware	1	6	1	BS	Flatware	U/Dec	c.1780 - c.1840	
2	Levelling	1692	Pearlware	1	10	1	Lid	Teapot	U/Dec	c.1740 - c.1820	
2	Levelling	1692	Tin Glazed Earthenware	2	14	2	BS	Hollow ware	White glaze int & ext	C17th - C18th	Extensively flaked in the bag
2	Levelling	1692	URE	1	1	1	Flake	U/ID	U/ID	Undated	Thin flake
2	Levelling	1692	URE	1	35	1	Handle	Jar	U/Dec	C18th - C19th	Lateral lug-handle
2	Levelling	1692	Whiteware	1	4	1	Rim	Hollow ware	U/Dec	M - LC19th	Plain rim
2	Made ground	1690	TP Whiteware	1	4	1	Rim	Cup/bowl	Chinese landscape ext; Willow style border int	M - LC19th	
2	Made ground	2069	BGCW	3	117	3	BS	Hollow ware	Brown glaze int & ext	C18th - C19th	Thick walled vessels
2	Made ground	2069	BGCW	1	15	1	BS	Hollow ware	Brown glaze int only	C19th	
2	Made ground	2069	BGCW	1	7	1	Base	Hollow ware	Brown glaze int	C18th - C19th	
2	Made ground	2069	BGCW type	1	51	1	Base	Hollow ware	Purple-brown glaze int	LC17th - C18th	Had, dense red fabric with white streaks; early BGCW type

Phase	Group/Feat.	Context	Type	No.	Wt.	ENV	Part	Form	Decoration	Date range	Notes
2	Made ground	2069	BGCW type	3	135	3	BS	Hollow ware	Patchy hard brown glaze int	C18th	Hard, dense fabric with occasional white streaks and rock fragments
2	Made ground	2069	BGFW	4	20	4	BS	Hollow ware	Brown glaze int & ext	C18th - C19th	
2	Made ground	2069	BSGSW	1	6	1	BS	Colander/strainer	U/Dec	C18th - EC19th	Thin sherd with perforations
2	Made ground	2069	BSGSW	1	3	1	BS	Hollow ware	Wide rilled band ext	C18th	
2	Made ground	2069	BSGSW	1	1	1	BS	Hollow ware	U/Dec	C18th	
2	Made ground	2069	BSGSW	1	1	1	BS	Hollow ware	Fine ridges and grooves ext	C18th	
2	Made ground	2069	Creamware	1	1	1	Rim	Cup/bowl	Relief moulded curvilinear design ext	c.1740 - c.1820	
2	Made ground	2069	Creamware	1	1	1	BS	Hollow ware	U/Dec	c.1740 - c.1820	
2	Made ground	2069	Green Glazed Sandy ware	1	2	1	BS	Hollow ware	Even green glaze int & ext on a fine orange fabric	?C17th - C18th	Could be as early as C16th; unusual sherd
2	Made ground	2069	Late Blackware	1	30	1	Base	Hollow ware	Black glaze int & partially ext	C18th	Heavily water-worn with rounded edges and abraded surfaces
2	Made ground	2069	Late Blackware	9	29	9	BS	Hollow ware	Black glaze int & partially ext	C18th	Dark orange to red fabric
2	Made ground	2069	Late Blackware	1	3	1	BS	Hollow ware	Black glaze int & ext	C18th	Buff fabric
2	Made ground	2069	Late Blackware	1	2	1	Rim	Hollow ware	Black glaze int & ext; plain rim	C18th	Dark orange fabric
2	Made ground	2069	Late Blackware	1	3	1	Rim	Dish	Black glaze int & ext	C18th	Dark orange fabric
2	Made ground	2069	Mottled Coarseware	1	49	1	Base	Jar	Mottled glaze int only	C18th - C19th	
2	Made ground	2069	Mottled Coarseware	1	3	1	BS	Hollow ware	Mottled glaze int	C18th	
2	Made ground	2069	Mottled ware	5	10	5	BS	Mug	Mottled glaze int & ext; four sherds with rilled band ext	C18th	
2	Made ground	2069	Porcelain	1	2	1	Rim	Cup/bowl	Hand painted frieze ext, gold line on top of rim, two blue lines int	C17th - C18th	See Plate 7

Phase	Group/Feat.	Context	Type	No.	Wt.	ENV	Part	Form	Decoration	Date range	Notes
2	Made ground	2069	Tin Glazed Earthenware	1	7	1	BS	Flatware	Complex blue painted floral design int, external surface extensively damaged by flaking	C17th - C18th	See Plate 2
2	Made ground	2069	URE	1	17	1	Rim	Hollow ware	U/Dec	C18th - C19th	Internal flange, possibly lid-seated
2	Made ground	2069	URE	1	20	1	Rim	Hollow ware	Flat topped rim with ridge ext below rim	C18th - C19th	
2	Made ground	2069	URE	1	7	1	Rim	Hollow ware	Folded clubbed rim with cavity	C18th - C19th	?Flowerpot
2	Made ground	2069	URE	3	12	3	BS	Hollow ware	U/Dec	C18th - C19th	?Flowerpot
2	Made ground	2069	URE	1	12	1	BS	Hollow ware	Spots of brown glaze int	C18th - C19th	
2	Made ground	2069	WSGSW	2	2	2	BS	Hollow ware	U/Dec	c.1720 - c.1780	
2	Made ground	2069	WSGSW	1	1	1	BS	Hollow ware	Parallel raised ridges ext	c.1720 - c.1780	
2	Made ground	2069	YGCW	1	9	1	BS	Bowl/pancheo n	White slip int under clear glaze	C18th - C19th	Flaked internally
3	14	1545	Banded ware	1	2	1	Rim	Bowl	Brown lines ext below rim	C19th	
3	14	1545	Bone China	1	3	1	Footring base	Plate	U/Dec	C19th	
3	14	1545	Bone China	1	1	1	BS	Hollow ware	U/Dec	C19th	
3	14	1545	Mocha ware	1	1	1	BS	Hollow ware	Blue Mocha tree ext on white slip band	C19th	Cane Coloured ware body
3	14	1545	Pearlware	1	1	1	BS	Bowl/saucer	Hand painted linear and diamond grid pattern int	c.1780 - c.1840	
3	14	1545	Slip Banded CC ware	1	1	1	BS	Hollow ware	White slip band and narrow blue band ext	C19th	
3	14	1545	Sponged ware	1	1	1	BS	Cup/bowl	Blue sponging ext	c.1830+	
3	14	1545	Stoneware	1	2	1	BS	Hollow ware	Green int & ext	C19th	
3	14	1545	TP Whiteware	1	2	1	BS	Flatware	Blue floral design int	M - LC19th	Heavily abraded in a water course; rounded edges
3	14	1545	TP Whiteware	1	2	1	BS	Plate	Willow	M - LC19th	Flaked
3	14	1545	TP Whiteware	4	4	4	BS	Flatware	U/ID TP design int	M - LC19th	Flaked
3	14	1545	TP Whiteware	3	5	3	Rim	Cup/bowl	Chinese landscape borders int & ext	M - LC19th	

Phase	Group/Feat.	Context	Type	No.	Wt.	ENV	Part	Form	Decoration	Date range	Notes
3	14	1545	TP Whiteware	1	2	1	Rim	Cup/bowl	Flow Blue TP design int only	c.1835+	
3	14	1545	TP Whiteware	2	5	2	BS	Hollow ware	TP Chinese landscape ext	M - LC19th	
3	14	1545	TP Whiteware	1	1	1	Rim	Saucer	Grey dendritic design int. cf; Fibre/Sea Grass	M - LC19th	
3	14	1545	Unidentified	3	1	3	Flakes	U/ID	U/Dec	M - LC19th	Three very thin curved flakes; appear to be little more than glaze
3	14	1545	Whiteware	6	10	6	BS & flakes	Various	U/Dec	M - LC19th	Various small body sherds and flakes
3	14	1545	WSGSW	1	1	1	BS	Cup/bowl	Scratch Blue decoration	c.1720 - c.1780	
3	14	1549	?Creamware	1	12	1	Ring foot base	Cup/bowl	U/Dec	c.1740 - c.1820	Heavily burnt and spalled with black deposit int
3	14	1549	?TP Whiteware	2	7	2	BS	Flatware	?Willow int	M - LC19th	Heavily burnt; could be TP Pearlware
3	14	1549	?Whiteware	1	4	1	Rim	Flatware	U/Dec	M - LC19th	Could be a light Pearlware
3	14	1549	Bone China	1	2	1	Foot	Ornament	Moulded part of ornament	M - LC19th	
3	14	1549	BSGSW	1	4	1	BS	Hollow ware	U/Dec	C19th	
3	14	1549	Cane Coloured ware	1	9	1	Handle	Jug	U/Dec	C19th	
3	14	1549	Cane Coloured ware	1	6	1	Rim	Hollow ware	U/Dec	C19th	
3	14	1549	Cane Coloured ware	1	1	1	Rim	Hollow ware	U/Dec	C19th	
3	14	1549	Cane Coloured ware	1	2	1	BS	Flatware	U/Dec	C19th	Possibly part of the base of a pie dish
3	14	1549	Colour Glazed ware	2	7	2	Spout	Teapot	Moulded spout with pale green glaze and brown enamel spots	C19th	Could be Creamware, but perhaps unlikely in this context
3	14	1549	Colour Glazed ware	1	1	1	BS	Hollow ware	Relief moulded body with brown 'Rockingham' style glaze int & ext	C19th	

Phase	Group/Feat.	Context	Type	No.	Wt.	ENV	Part	Form	Decoration	Date range	Notes
3	14	1549	Edged ware	1	5	1	Rim	Hollow ware	Relief moulded 'Grass' pattern with blue paint on a wavy edge	c.1810 - c.1830	
3	14	1549	Edged ware	1	6	1	Rim	Plate	Relief moulded 'Grass' pattern with blue paint on a wavy edge	c.1810 - c.1830	
3	14	1549	Edged ware type	2	5	1	Rim	Plate	Wavy edged rim with blue feather-edge paint but no moulding	EC19th	
3	14	1549	Mocha ware	2	8	1	BS	Carinated bowl	Dark brown slip line above carination, black Mocha tree on pale brown slip band	C19th	
3	14	1549	Pearlware	2	2	1	Base	Hollow ware	Blue line int; two parallel concentric circles ext	M - LC19th	
3	14	1549	Slip Banded CC ware	1	3	1	BS	Hollow ware	Green slip lines ext	C19th	
3	14	1549	Slip Banded CC ware	2	12	2	Rim	Hollow ware	Groups of thin white slip lines ext	C19th	
3	14	1549	Slip Banded CC ware	5	19	5	BS	Hollow ware	Thin white slip lines ext	C19th	
3	14	1549	Slip Banded CC ware	1	4	1	BS	Hollow ware	Brown slip lines on a pale cane coloured body	C19th	
3	14	1549	TP Pearlware	1	1	1	Base	Flatware	U/ID TP design int	c.1780 - c.1840	
3	14	1549	TP Whiteware	1	8	1	Rim	Plate	Willow	M - LC19th	
3	14	1549	TP Whiteware	1	8	1	Rim	Mug/jug	U/ID TP landscape; possibly a Middle-East or Indian scene	M - LC19th	
3	14	1549	TP Whiteware	1	7	1	Rim	Saucer	Floral design int	M - LC19th	
3	14	1549	TP Whiteware	3	5	3	BS	Hollow ware	U/ID TP landscape design ext	M - LC19th	
3	14	1549	TP Whiteware	1	3	1	BS	Flatware	Willow border	M - LC19th	
3	14	1549	TP Whiteware	1	1	1	BS	Flatware	Stylised geometric floral designs int	M - LC19th	
3	14	1549	TP Whiteware	2	2	1	BS	Hollow ware	Blue floral designs int & ext	M - LC19th	
3	14	1549	TP Whiteware	1	1	1	Rim	Dish/bowl	U/ID TP design int	M - LC19th	

Phase	Group/Feat.	Context	Type	No.	Wt.	ENV	Part	Form	Decoration	Date range	Notes
3	14	1549	Whiteware	1	5	1	Recessed base	Hollow ware	U/Dec	M - LC19th	
3	14	1549	Whiteware	1	2	1	Rim	Hollow ware	Blue line on top of lid-seated rim	M - LC19th	
3	14	1549	Whiteware	5	6	5	BS	Hollow ware	U/Dec	M - LC19th	
3	14	1549	Whiteware	1	7	1	BS	Flatware	U/Dec	M - LC19th	
3	14	1556	BGCW	1	70	1	Rim	Pancheon	Brown glaze int only	C18th - C19th	Everted rim with dished top
3	14	1556	BGCW	1	55	1	BS	Pancheon	Brown glaze int only	C18th - C19th	
3	14	1556	Bone China	1	4	1	Rim	Plate	Sprigged decoration int; possibly a thistle motif	M - LC19th	
3	14	1556	BSGSW	1	9	1	Base	Hollow ware	U/Dec	C19th	
3	14	1556	BSGSW	2	57	2	BS	Hollow ware	Rouletted band ext on both; one with wheel stamps, one with cross stamps on body	LC18th - C19th	Probably cooking vessels
3	14	1556	Slip Banded CC ware	1	8	1	BS	Hollow ware	Seven thin white slip lines ext	C19th	
3	14	1556	Slip Banded CC ware	1	2	1	BS	Hollow ware	Thin white slip lines ext	C19th	
3	14	1556	Sponged ware	2	17	1	Rim	Saucer	Blue sponging int	c.1830+	
3	14	1556	Sponged ware	1	20	1	Recessed base	Mug/jug	Blue sponging on foot of base ext	c.1830+	
3	14	1556	Sponged ware	1	2	1	BS	Hollow ware	Dark blue sponging ext	c.1830+	
3	14	1556	TP Whiteware	1	15	1	Rim	Plate	Willow	M - LC19th	
3	14	1556	TP Whiteware	1	18	1	Footring base	Plate	Willow	M - LC19th	
3	14	1556	TP Whiteware	1	7	1	Base	Flatware	?Wild Rose int	M - LC19th	
3	14	1556	Whiteware	1	13	1	Rim	Bowl	U/Dec	M - LC19th	Rounded clubbed rim
3	14	1556	Whiteware	1	14	1	Ring foot base	Bowl	U/Dec	M - LC19th	Rounded ring foot base
3	14	1556	Whiteware	1	8	1	BS	Hollow ware	U/Dec	M - LC19th	
3	14	1565	Banded ware	1	1	1	Rim	Hollow ware	Vertical neck with thin brown band ext; blue band on body	C19th	
3	14	1565	Banded ware	2	4	2	BS	Flatware	Black line int with part of ?green band	M - LC19th	



Phase	Group/Feat.	Context	Type	No.	Wt.	ENV	Part	Form	Decoration	Date range	Notes
3	14	1565	BGCW	3	105	3	BS	Pantheon	Brown glaze int only	C18th - C19th	
3	14	1565	BGCW	1	70	1	Rim	Pantheon	Brown glaze int only	C18th - C19th	Rounded rim with slightly dished top
3	14	1565	BGCW	1	53	1	Handle	Jar	Brown glaze all over; groove in centre	C18th - C19th	Possibly a lateral handle
3	14	1565	Blue Banded ware	1	1	1	Rim	Bowl	Blue band below rim	C19th	
3	14	1565	Blue Banded ware	2	3	2	BS	Hollow ware	Thin blue lines on body	C19th	
3	14	1565	Blue Banded ware	1	1	1	BS	Hollow ware	Blue band ext	C19th	
3	14	1565	Bone China	1	2	1	Rim	Flatware	Purple-gold lustre decoration int	C19th	
3	14	1565	Bone China	1	1	1	BS	Hollow ware	U/Dec	M - LC19th	
3	14	1565	Bone China	1	3	1	Ring foot base	Cup/bowl	U/Dec	M - LC19th	Rounded ring foot base
3	14	1565	BSGSW	1	4	1	BS	Hollow ware	Shallow stamped designs ext	C19th	
3	14	1565	BSGSW	1	25	1	Base	Bowl/dish	Two incised lines on body ext	LC18th - C19th	
3	14	1565	BSGSW	1	12	1	BS	Hollow ware	Two incised lines on body ext	LC18th - C19th	
3	14	1565	Cane Coloured ware	1	24	1	Rim	Bowl	U/Dec	C19th	Rounded clubbed rim
3	14	1565	Cane Coloured ware	2	48	2	Rim	Bowl	Raised blobs on everted rim	C19th	
3	14	1565	Cane Coloured ware	2	53	1	Ring foot base	Bowl	U/Dec	C19th	Splayed base; large vessel
3	14	1565	Cane Coloured ware	5	17	5	BS	Hollow ware	U/Dec	C19th	
3	14	1565	Cane Coloured ware	1	5	1	Base	Hollow ware	U/Dec	C19th	Small irregular pot disc; c.25mm diam; See Plate 13
3	14	1565	Colour Glazed ware	2	12	2	BS	Hollow ware	Brown 'Rockingham' style glaze ext	C19th	

Phase	Group/Feat.	Context	Type	No.	Wt.	ENV	Part	Form	Decoration	Date range	Notes
3	14	1565	Colour Glazed ware	1	5	1	Ring foot base	Hollow ware	Green glaze int & ext; rounded foot with rilled band above	C19th	Could be Creamware, but perhaps unlikely in this context
3	14	1565	Mocha ware	2	7	2	BS	Hollow ware	Blue Mocha decoration on a white slip band ext	C19th	
3	14	1565	Slip Banded CC ware	1	13	1	Rim	Bowl	Six thin white slip bands below rim	C19th	
3	14	1565	Slip Banded CC ware	1	2	1	BS	Hollow ware	Thin white slip lines ext	C19th	
3	14	1565	Slip Banded CC ware	1	18	1	BS	Hollow ware	Three thin white slip lines ext	C19th	
3	14	1565	Slip Banded CC ware	1	1	1	Rim	Bowl	Blue band with brown lines above and below	C19th	
3	14	1565	Slip Banded CC ware	1	1	1	BS & handle stump	Hollow ware	Narrow blue band between thin blue lines above and below	C19th	
3	14	1565	Slipware	1	2	1	BS	Hollow ware	Feathered slip ext	C18th	Small pot disc; c.18mm diam; See Plate 13
3	14	1565	Sponged ware	2	6	2	BS	Saucer	Blue sponging int only	c.1830+	
3	14	1565	Stoneware	2	7	2	BS	Hollow ware	Green finish int & ext	C19th	
3	14	1565	TP Whiteware	5	18	3	Rim & BS	Plate	Willow	M - LC19th	
3	14	1565	TP Whiteware	4	2	4	BS	Various	U/ID TP designs	M - LC19th	
3	14	1565	TP Whiteware	1	1	1	BS	Hollow ware	Blue TP geometric design int; U/ID landscape ext	M - LC19th	
3	14	1565	TP Whiteware	1	4	1	BS	Bowl	U/ID TP design ext	M - LC19th	
3	14	1565	TP Whiteware	1	2	1	Footring base	Flatware	Red printed tendril/floral design	M - LC19th	
3	14	1565	Whiteware	2	21	2	Ring foot base	Bowl	U/Dec	M - LC19th	Rounded ring foot base
3	14	1565	Whiteware	2	4	2	BS	Hollow ware	U/Dec	M - LC19th	
3	14	1565	Whiteware	1	1	1	BS	Flatware	U/Dec	M - LC19th	
3	14	1566	Cane Coloured ware	1	18	1	Splayed base	Hollow ware	U/Dec	C19th	Splayed base
3	14	1566	Cane Coloured ware	1	9	1	Ring foot base	Bowl	U/Dec	C19th	

Phase	Group/Feat.	Context	Type	No.	Wt.	ENV	Part	Form	Decoration	Date range	Notes
3	14	1566	Slip Banded ware	1	4	1	BS	Hollow ware	White slip band ext	C19th	
3	14	1566	Slip Banded ware	1	8	1	BS	Hollow ware	Broad white slip band and narrow blue slip line	C19th	
3	14	1566	Slip Banded ware	1	1	1	Rim	Hollow ware	Thin white slip lines ext	C19th	
3	14	1566	Jackfield ware	1	8	1	BS	Hollow ware	Moulded lines and band ext	M - LC19th	
3	14	1566	Colour Glazed ware	1	2	1	Rim	Teapot	Mottled brown glaze int & ext	C19th	
3	14	1566	Banded ware	1	9	1	Base	Mug	Footed base with brown slip line and raised ridges	C19th	
3	14	1566	Banded ware	1	6	1	Base	Mug	Red line around foot	C19th	
3	14	1566	Colour Glazed ware	1	1	1	BS	Hollow ware	Green glazed finish int & ext	C19th	
3	14	1566	TP Whiteware	1	2	1	BS	Hollow ware	Sepia printed design (house and trees) with green painted detail	C19th	Could be Pearlware
3	14	1566	Sponged ware	2	6	2	Rim & BS	Saucer	Blue sponged pattern int	c.1830+	
3	14	1566	Edged ware	3	19	3	Rim	Plate	Relief moulded wavy rim with blue painted edge	c.1810 - c.1830	
3	14	1566	Blue Banded ware	1	3	1	BS	Carinated bowl	Thin blue bands above carination	C19th	
3	14	1566	TP Bone China	2	4	2	Rim & BS	Small plate	Two Temples	C19th	
3	14	1566	TP Whiteware	2	15	1	Rim	Bowl	Willow	M - LC19th	
3	14	1566	TP Whiteware	6	30	1	BS	Tureen/server	Willow	M - LC19th	
3	14	1566	TP Whiteware	7	16	7	BS	Flatware	Willow	M - LC19th	
3	14	1566	TP Whiteware	1	1	1	BS	Hollow ware	Willow int & ext	M - LC19th	
3	14	1566	Sponged ware	1	3	1	Handle	Cup	Blue sponging on spine of handle	c.1830+	
3	14	1566	TP Whiteware	1	7	1	BS	Hollow ware	U/ID floral design ext	M - LC19th	
3	14	1566	TP Whiteware	8	19	8	BS	Flatware	Various U/ID TP designs int	M - LC19th	
3	14	1566	TP Whiteware	1	1	1	BS	Hollow ware	Two Temples	M - LC19th	
3	14	1566	TP Whiteware	1	1	1	Rim	Saucer	U/ID design int	M - LC19th	

Phase	Group/Feat.	Context	Type	No.	Wt.	ENV	Part	Form	Decoration	Date range	Notes
3	14	1566	TP Whiteware	1	1	1	Rim	Saucer	U/ID curvilinear design int	M - LC19th	
3	14	1566	Colour Glazed ware	1	2	1	BS	Hollow ware	All-over blue on one side	M - LC19th	
3	14	1566	Whiteware	1	15	1	Rim	Plate	U/Dec	C19th	
3	14	1566	Whiteware	1	23	1	Ring foot base	Bowl	U/Dec	M - LC19th	
3	14	1566	Whiteware	1	13	1	Footed base	Mug	Footed base with rilling above	M - LC19th	
3	14	1566	Pearlware	1	5	1	Ring foot base	Dish	U/Dec	c.1780 - c.1840	
3	14	1566	Knurr Ball	1	7	1	Fragment	Knurr ball	U/Dec	LC18th - C19th	Half of a small knurr ball; 21mm diam
3	14	1566	Whiteware	1	10	1	Footring base	Plate	U/Dec	M - LC19th	
3	14	1566	Whiteware	5	17	5	BS	Hollow ware	U/Dec	M - LC19th	
3	14	1566	Whiteware	1	9	1	BS	Flatware	U/Dec	M - LC19th	
3	14	1566	Bone China	1	1	1	Rim	Hollow ware	Relief moulded rim sherd	C19th	
3	14	1566	Whiteware	1	1	1	Ring foot base	Bowl	U/Dec	M - LC19th	
3	14	1566	URE	1	118	1	Rim	Jar	U/Dec	C18th - C19th	Square sectioned rim with elaborated angles
3	14	1566	BGCW	1	218	1	Rim & handle	Jar	Brown glaze int only	C18th - C19th	Thickened rim with slight everted; lateral lug-like handle
3	14	1566	YG CW	2	44	1	Rim	Pancheon	White slip int only under clear glaze	C18th - C19th	
3	14	1566	YG CW	1	12	1	BS	Pancheon	White slip int under clear glaze	C18th - C19th	
3	14	1566	BGCW	1	56	1	BS	Pancheon	Brown glaze int only	C18th - C19th	Very heavily abraded with rounded edges and white concretion; water worn
3	14	1566	URE	1	3	1	BS	Hollow ware	Shallow grooves ext	C18th - C19th	
3	14	1566	BGCW	2	86	2	Base	Hollow ware	Brown glaze int only	C18th - C19th	
3	14	1566	BGCW	3	92	3	BS	Pancheon	Brown glaze int only	C18th - C19th	

Phase	Group/Feat.	Context	Type	No.	Wt.	ENV	Part	Form	Decoration	Date range	Notes
3	14	1566	BGCW	1	87	1	Rim	Dish/bowl	Brown glaze int	C18th - C19th	Square-sectioned sharply everted rim with curving ext edge
3	14	1566	Stoneware	1	57	1	BS	Flagon	Green int & ext; part of applied and stamped plaque ext	C19th	Blistered surface ext
3	14	1566	Stoneware	3	42	3	BS	Flagon	Green int & ext	C19th	
3	14	1566	BSGSW	2	37	2	Base & BS	Bowl	Light brown ext, dark brown int	LC18th - C19th	Probably part of the same vessel; base has a small foot
3	14	1566	BSGSW	1	8	1	BS	Hollow ware	Stamped motifs ext	C19th	
3	14	1566	BSGSW	1	10	1	Shoulder	Bottle	Grooves at base of neck	C19th	
3	14	1566	BSGSW	1	10	1	BS	Hollow ware	Glazed ext, unglazed int	C19th	
3	14	1566	Whiteware	1	11	1	BS	Flatware	U/Dec	C19th	Crazed, discoloured & flaked
3	14	1566	BSGSW	1	7	1	Rim	Bowl	U/Dec	C19th	Clubbed rim
3	14	1566	BSGSW	1	2	1	BS	Hollow ware	Brown int & ext	C19th	
3	14	1566	Colour Glazed ware	1	2	1	Handle	Hollow ware	Grooves on top of handle	C19th	
3	14	1566	BSGSW	2	3	2	BS	Hollow ware	Brown glaze ext, green int	C19th	
3	14	1567	BSGSW	1	6	1	Rim	Dish	U/Dec	LC18th - C19th	Sharply everted wide rim
3	14	1567	Cane Coloured ware	1	8	1	BS & handle	Mug/jug	Deeply incised rilled band around body and similar lines running up the handle	M - LC19th	
3	14	1567	Stoneware	1	83	1	BS & handle	Flagon	Green stoneware	C19th	
3	14	1567	TP Whiteware	1	6	1	Rim	Plate	Willow	M - LC19th	
3	14	1567	TP Whiteware	1	3	1	Footring base	Plate	U/ID design int	M - LC19th	
3	14	1567	URE	1	7	1	BS	Hollow ware	U/Dec	C19th	Concretion ext
3	14	1567	Whiteware	1	10	1	Ring foot base	Bowl	U/Dec	M - LC19th	Rounded ring foot base
3	14	1568	Banded ware	1	7	1	Rim	Bowl	Two brown slip lines below rim, broad painted green band on body	C19th	

Phase	Group/Feat.	Context	Type	No.	Wt.	ENV	Part	Form	Decoration	Date range	Notes
3	14	1568	Banded ware	1	2	1	Rim	Plate	Black line inside rim	M - LC19th	Whiteware with black line
3	14	1568	BGCW	1	79	1	Rim	Jar	Brown glaze int; flat topped rim, thickened with external bulge	C18th - C19th	
3	14	1568	BGCW	1	83	1	Base	Jar	Brown glaze int	C18th - C19th	Use-wear on underside
3	14	1568	BGCW	1	18	1	BS	Pancheon/ jar	Brown glaze int	C18th - C19th	
3	14	1568	Cane Coloured ware	1	1	1	BS	Hollow ware	U/Dec	C19th	
3	14	1568	Edged ware type	2	11	2	Rim	Plate	Blue band with diffuse edges around rim; no moulding, probably mid/late C19th	C19th	Not the typical Edged ware type
3	14	1568	Slip Banded CC ware	1	10	1	BS	Hollow ware	Two groups each of three thin white slip lines ext	C19th	
3	14	1568	TP Whiteware	2	4	2	Footring base & BS	Plate	Willow	M - LC19th	
3	14	1568	TP Whiteware	1	3	1	Rim	Plate	Willow	M - LC19th	
3	14	1568	TP Whiteware	1	3	1	BS	Plate	Willow	M - LC19th	
3	14	1568	TP Whiteware	1	1	1	BS	Hollow ware	Red TP design int & ext; U/ID	M - LC19th	
3	14	1568	Whiteware	2	6	2	BS	Hollow ware	U/Dec	M - LC19th	
3	14	1568	Whiteware	1	5	1	BS	Carinated bowl	U/Dec	M - LC19th	
3	14	1568	Whiteware	1	4	1	Flat base	Pie dish	U/Dec	M - LC19th	Crazed & discoloured
3	14	1568	Whiteware	1	12	1	Ring foot base	Bowl	U/Dec	M - LC19th	Rounded ring foot base
3	14	1615	TP Whiteware	1	3	1	Flat base	Flatware	Willow	M - LC19th	
3	14	1617	BGCW	1	19	1	Rim	Pancheon	Brown glaze int; square sectioned rim	C18th - C19th	
3	14	1617	Blue Banded ware	1	1	1	BS	Hollow ware	Pale blue line ext	M - LC19th	
3	14	1617	Bone China	1	1	1	BS	Hollow ware	U/Dec	M - LC19th	
3	14	1617	Creamware	3	3	3	Rim & BS	Flatware	U/Dec	c.1740 - c.1820	

Phase	Group/Feat.	Context	Type	No.	Wt.	ENV	Part	Form	Decoration	Date range	Notes
3	14	1617	Edged ware type	1	2	1	Rim	Plate	Blue painted rim (feathered edge) but no moulding	C19th	Later than the typical Edged ware type
3	14	1617	Lustre ware	2	3	1	Rim	Plate	Bone china body with red-gold lustre decoration around rim	C19th	
3	14	1617	Pearlware	1	1	1	BS/Flake	Flatware	U/Dec	c.1780 - c.1840	
3	14	1617	Slip Banded CC ware	1	2	1	BS	Hollow ware	Two thin white slip lines ext	C19th	
3	14	1617	Sponged ware	1	7	1	Footring base	Plate	Flow Blue sponging int	c.1835+	
3	14	1617	Sponged ware	2	1	2	BS	Flatware	Blue sponging int	c.1830+	
3	14	1617	TP Bone China	1	1	1	Footring base	Plate	Blue leaf design int	M - LC19th	
3	14	1617	TP Whiteware	2	2	2	BS	Flatware	Willow	M - LC19th	
3	14	1617	TP Whiteware	2	1	1	Rim	Saucer	Chinese landscape border	M - LC19th	
3	14	1619	BSGSW	1	6	1	Handle	Mug/jug	Tri-lobate handle	LC18th - C19th	
3	14	1619	Whiteware	1	1	1	BS	Hollow ware	U/Dec	M - LC19th	
3	14	2022	Cane Coloured ware	1	1	1	BS	Hollow ware	U/Dec	C19th	
1	Pit/PH2104	2105	Slip Coated ware	1	2	1	BS	Hollow ware	Red slip int & ext on a buff body	C18th	
3	14/PH2102	2103	Mottled ware	1	1	1	BS	U/ID	Mottled glaze int only	C18th	
3	14/PH2102	2103	Slipware	1	9	1	Rim	Dish	White slip int with red slip line and white slip dots on line	C18th	Groove on outside of rim
3	1623 fill	1620	BGCW	2	16	2	BS	Pancheon	Brown glaze int	C19th	Flaked internally
3	1623 fill	1620	Blue Banded ware	1	6	1	Rim	Bowl	Diffuse edged blue bands and lines ext	C19th	
3	1623 fill	1620	BSGSW	1	93	1	Base	Bottle	Brown ext, green int	C19th	
3	1623 fill	1620	BSGSW	1	69	1	Rim	Jar	Groove around rim; brown ext, green int	C19th	Lid-seated rim
3	1623 fill	1620	BSGSW	1	2	1	BS	Hollow ware	U/Dec	C19th	
3	1623 fill	1620	Cane Coloured ware	1	9	1	Rim	Bowl	Moulded rim with raised blobs	C19th	
3	1623 fill	1620	Slip Banded CC ware	1	4	1	BS	Hollow ware	Red slip band with thin blue lines on body	C19th	

Phase	Group/Feat.	Context	Type	No.	Wt.	ENV	Part	Form	Decoration	Date range	Notes
3	1623 fill	1620	Sponged ware	1	11	1	Rim	Mug/jug	Blue sponged decoration int & ext	c.1830+	Water-worn with rounded edges
3	1623 fill	1620	TP Whiteware	1	9	1	BS	Plate	Willow	M - LC19th	
3	1623 fill	1620	Utilitarian Whiteware	1	10	1	BS	U/ID	U/Dec	LC19th - EC20th	Probably part of a sanitary installation or similar
3	1623 fill	1620	Whiteware	1	4	1	Footring base	Plate	U/Dec	M - LC19th	Crazed and discoloured with water-worn edges
3	1623 fill	1620	Whiteware	1	18	1	Ring foot base	Bowl	U/Dec	M - LC19th	Angular ring foot base
3	1623 fill	1620	Whiteware	2	9	2	Base	Flatware	U/Dec	M - LC19th	
3	1623 fill	1620	Whiteware	1	6	1	Rim	Plate	Beaded rim	M - LC19th	
3	1623 fill	1621	Blue Banded ware	1	24	1	Rim	Bowl	Blue band on body with thin blue line above band	C19th	Clubbed folded rim
3	1623 fill	1621	Colour Glazed ware	1	9	1	BS	Hollow ware	Brown, slightly mottled 'Rockingham' style glaze int & ext	C19th	
3	1623 fill	1621	TP Whiteware	1	5	1	BS	Plate	Willow border	M - LC19th	
3	1623 fill	1621	TP Whiteware	1	2	1	BS	Hollow ware	U/ID TP design ext	M - LC19th	
3	1623 fill	1621	Whiteware	2	19	2	BS	Hollow ware	U/Dec	M - LC19th	
3	Clay sand fill	1526	Banded ware	1	1	1	BS	Hollow ware	Diffuse pale grey-green band and black line ext	C19th	
3	Clay sand fill	1526	BGCW	2	39	2	BS	Bowl/pancheon	Brown glaze int only	C18th - C19th	
3	Clay sand fill	1526	Blue Banded ware	1	1	1	BS	Hollow ware	Diffuse pale blue lines ext	C19th	
3	Clay sand fill	1526	Bone China	1	6	1	BS	Jug	U/Dec	LC19th - EC20th	Looks later than much of the group
3	Clay sand fill	1526	Cane Coloured ware	1	13	1	BS	Hollow ware	Dark cane coloured finish int & ext	C19th	
3	Clay sand fill	1526	Cane Coloured ware	1	3	1	Rim	Bowl	Moulded raised blobs on top of rim	C19th	
3	Clay sand fill	1526	Edged ware type	1	2	1	Rim	Plate	Blue paint on plain rim	C19th	Later than typical Edged ware



Phase	Group/Feat.	Context	Type	No.	Wt.	ENV	Part	Form	Decoration	Date range	Notes
3	Clay sand fill	1526	Mocha ware	1	5	1	BS	Hollow ware	Part of the 'tail' of Mocha stripe on white slip ext	C19th	Very pale Cane Coloured ware body
3	Clay sand fill	1526	Pearlware	1	12	1	Ring foot base	Bowl	U/Dec	c.1780 - c.1840	Angular ring foot base
3	Clay sand fill	1526	Slip Banded CC ware	1	7	1	Rim	Hollow ware	Blue line on neck	C19th	
3	Clay sand fill	1526	Slip Banded CC ware	1	3	1	BS	Hollow ware	Low relief rilled band with blue paint	C19th	
3	Clay sand fill	1526	TP Whiteware	1	4	1	Rim	Flatware	Willow border	M - LC19th	
3	Clay sand fill	1526	TP Whiteware	3	4	3	BS	Plate	Willow	M - LC19th	
3	Clay sand fill	1526	TP Whiteware	1	4	1	Rim	Mug/jug	Chinese landscape border frieze inside rim; Chinese landscape ext	M - LC19th	
3	Clay sand fill	1526	TP Whiteware	1	17	1	Rim	Cup	Hex or octagonal cup with blue-grey Chinese landscape int; internal frieze resembles Rhine pattern	M - LC19th	
3	Clay sand fill	1526	TP Whiteware	2	5	1	Rim	Plate	?Wild Rose border	M - LC19th	
3	Clay sand fill	1526	TP Whiteware	1	2	1	Rim	Plate	U/ID TP design int; Flow Blue style	c.1835+	
3	Clay sand fill	1526	TP Whiteware	1	1	1	BS	Hollow ware	Chinese landscape ext; ?Two Temples	M - LC19th	
3	Clay sand fill	1526	TP Whiteware	1	3	1	BS	Hollow ware	Blue TP floral design ext	M - LC19th	
3	Clay sand fill	1526	TP Whiteware	1	2	1	Rim	Bowl	Red printed floral/scroll design int & ext	M - LC19th	
3	Clay sand fill	1526	Whiteware	2	43	1	Ring foot base	Bowl	U/Dec	M - LC19th	Rounded ring foot base
3	Clay sand fill	1526	Whiteware	1	2	1	Handle	Cup/mug	U/Dec	M - LC19th	
3	Clay sand fill	1526	Whiteware	1	2	1	Handle base	Cup/mug	Moulded handle terminal	M - LC19th	
3	Clay sand fill	1526	Whiteware	1	2	1	Footring base	Plate	Blue finish int & ext	M - LC19th	
3	Clinker spread	1963	Colour Glazed ware	2	26	1	Ring foot base	Teapot	Brown Rockingham glaze int & ext	C19th	
3	Clinker spread	1963	Sponged ware	1	2	1	Footring base	Plate	Blue sponging int	c.1830+	

Phase	Group/Feat.	Context	Type	No.	Wt.	ENV	Part	Form	Decoration	Date range	Notes
3	Clinker spread	1963	Stoneware	1	38	1	BS	Bottle	Green finish int & ext	C19th	
3	Clinker spread	1963	Whiteware	1	5	1	BS	Hollow ware	Rilled band on lower body	C19th	
3	Demol	1540	Cane Coloured ware	1	51	1	Rim	Bowl	Raised blobs on everted rim	C19th	
3	Demol	1540	Mocha ware	1	3	1	BS	Hollow ware	Blue Mocha tree on white slipped band	C19th	Cane Coloured body
3	Demol	1540	Slip Banded CC ware	1	6	1	BS	Hollow ware	Broad white slip band with thin blue line at one edge	C19th	Could be Mocha ware
3	Demol	1554	Banded ware	1	24	1	Profile	Small bowl	Rilled band below rim with blue paint and a blue line on the angle of the body	C19th	Rilled bowls are not uncommon but this form is unusual
3	Demol	1554	BGCW	1	27	1	Rim	Pancheon	Brown glaze int only	C18th - C19th	
3	Demol	1554	BGCW	1	49	1	Rim	Pancheon	Rectangular sectioned rim with groove around external edge	C18th - C19th	
3	Demol	1554	BGCW	1	12	1	BS	Pancheon	Brown glaze int only	C18th - C19th	
3	Demol	1554	Blue Banded ware	1	2	1	BS	Hollow ware	Thin blue lines ext	C19th	
3	Demol	1554	Bone China	1	3	1	BS	Dish/saucer	Overglaze painted floral/tendrill design int	LC19th - EC20th	
3	Demol	1554	Bone China	1	1	1	BS	Flatware	U/Dec	M - LC19th	
3	Demol	1554	BSGSW	1	4	1	BS	Hollow ware	Stamped motifs ext	C19th	Cooking pot
3	Demol	1554	Cane Coloured ware	4	25	1	BS	Bowl	Rilled band on lower body, brown glazed band on neck/rim and sprigged floral motif ext	C19th	Unusual form and decoration
3	Demol	1554	Cane Coloured ware	1	9	1	Ring foot base	Bowl	U/Dec	C19th	Rounded ring foot base
3	Demol	1554	Colour Glazed ware	1	14	1	Handle	Teapot	Moulded handle with angled impressions on edges; brown 'Rockingham' style glaze	C19th	

Phase	Group/Feat.	Context	Type	No.	Wt.	ENV	Part	Form	Decoration	Date range	Notes
3	Demol	1554	Colour Glazed ware	1	3	1	Rim	Hollow ware	Relief moulded band below rim; brown 'Rockingham' glaze int & ext	C19th	
3	Demol	1554	Colour Glazed ware	1	1	1	Rim	Hollow ware	Brown 'Rockingham' glaze ext	C19th	
3	Demol	1554	Colour Glazed ware	2	9	1	Rim	Hollow ware	Relief moulded vine leaf and grape pattern ext; Brown 'Rockingham' glaze int & ext	C19th	
3	Demol	1554	Edged ware	3	14	3	Rim	Plate	Wavy edged plate with low relief moulding and blue paint	c.1810 - c.1830	
3	Demol	1554	Mocha ware	1	1	1	BS	Hollow ware	Blue Mocha tree ext on white slip band	C19th	Whiteware body
3	Demol	1554	Slip Banded CC ware	3	15	1	BS	Hollow ware	Blue and white slip bands ext	C19th	
3	Demol	1554	Sponged ware	1	2	1	BS	Hollow ware	Green sponging ext	M - LC19th	
3	Demol	1554	TP Whiteware	1	5	1	Rim	Dish/saucer	Chinese landscape border; ?Two Temples	M - LC19th	
3	Demol	1554	TP Whiteware	1	4	1	BS	Flatware	Curvilinear floral design int; Flow Blue	c.1835+	
3	Demol	1554	TP Whiteware	2	4	2	BS	Flatware	Willow	M - LC19th	
3	Demol	1554	TP Whiteware	1	6	1	Semi-recessed base	Hollow ware	Sub-rectangular base with relief moulded cable-like decoration around base and traces of blue TP design ext	M - LC19th	
3	Demol	1554	TP Whiteware	1	4	1	Ring foot base	Cup/bowl	Poorly printed caption or slogan below black printed design	M - LC19th	Slogan; '...in my work be.../Ma... on w...h' (Badly printed)
3	Demol	1554	TP Whiteware	1	2	1	BS	Flatware	Blue printed rectilinear geometric design int	M - LC19th	
3	Demol	1554	TP Whiteware	1	1	1	Rim	Cup/bowl	Flow Blue printed design int & ext	c.1835+	
3	Demol	1554	URE	2	37	2	Rim & BS	Hollow ware	U/Dec	LC18th - C19th	

Phase	Group/Feat.	Context	Type	No.	Wt.	ENV	Part	Form	Decoration	Date range	Notes
3	Demol	1554	Whiteware	1	9	1	BS	Hollow ware	Prominent relief moulding ext; flower and leaf design on a background of small flowers	C19th	
3	Demol	1554	Whiteware	2	10	2	Footring base	Flatware	U/Dec	M - LC19th	
3	Demol	1554	Whiteware	3	7	3	BS	Flatware	U/Dec	M - LC19th	
3	Demol	1554	Whiteware	2	5	2	Ring foot base	Cup/bowl	U/Dec	M - LC19th	Rounded ring foot bases
3	Drain 1745	1746	?Creamware	1	1	1	BS	Hollow ware	Green glaze int & ext; rilled ext	c.1740 - c.1820	Very small sherd
3	Drain 1745	1746	BGCW	2	62	2	BS	Pancheon	Brown glaze int only	C18th - C19th	
3	Drain 1745	1746	Blue Banded ware	1	4	1	BS	Carinated bowl	Blue painted bands ext	C19th	
3	Drain 1745	1746	BSGSW	2	24	1	BS	Hollow ware	Fine ridges and grooves ext	LC18th - C19th	Unusual rilled finish ext
3	Drain 1745	1746	Cane Coloured ware	1	9	1	BS	Hollow ware	U/Dec	C19th	
3	Drain 1745	1746	Stoneware	2	5	2	BS	Hollow ware	Green finish int & ext	C19th	
3	Drain 1745	1746	TP Whiteware	1	15	1	Rim	Carver/server	Willow	M - LC19th	
3	Drain 1745	1746	TP Whiteware	1	4	1	Footring base	Flatware	Willow	M - LC19th	
3	Drain 1745	1746	TP Whiteware	1	1	1	Rim	Saucer/dish	U/ID TP design int with eastern style church	M - LC19th	
3	Drain 1745	1746	Whiteware	1	11	1	Rim	Plate	Relief moulded leaf pattern around rim; probably a briar rose pattern	M - LC19th	
3	Drain 1745	1746	Whiteware	1	1	1	Rim	Hollow ware	U/Dec	M - LC19th	
3	Drain fill	1955	BSGSW	1	27	1	Flat base	Pie dish/napper	Brown ext, green int	C19th	
3	Drain fill	1955	TP Whiteware	1	1	1	Rim	Plate	Willow	M - LC19th	

Phase	Group/Feat.	Context	Type	No.	Wt.	ENV	Part	Form	Decoration	Date range	Notes
3	Drain fill	1955	TP Whiteware	1	1	1	BS	Flatware	U/Dec	M - LC19th	Part of maker's mark; J & ...
3	Drain fill	1955	Whiteware	1	2	1	Rim	Plate	Beaded rim	M - LC19th	
3	Fill 1947	1973(=1974)	BSGSW	1	13	1	Rim	Dish	Brown ext, cream int	C19th	
3	Fill 1947	1973(=1974)	Sponge Printed ware	2	46	1	Rim	Bowl	Shield-shaped blue sponge printed motifs on top of everted rim	c.1840+	
3	Fill 1947	1973(=1974)	URE	3	25	3	Base & BS	Flowerpot	U/Dec	C19th	
3	Fill 1947	1973(=1974)	Whiteware	3	7	3	BS	Hollow ware	U/Dec	M - LC19th	Crazed & discoloured
3	Fill 1947	1973(=1974)	Whiteware	1	7	1	Rim	Bowl	U/Dec; clubbed rim	M - LC19th	
3	Fill 1947	1973(=1974)	Whiteware	1	2	1	?Base	Hollow ware	U/Dec	M - LC19th	
3	Fill 1947	1974(=1973)	BGCW	1	27	1	BS	Pancheon	Brown glaze int	C18th - C19th	
3	Fill 1947	1974(=1973)	BGCW	1	137	1	Base	Pancheon	Brown glaze int only	C18th - C19th	
3	Fill 1947	1974(=1973)	BGFW	1	4	1	BS	Hollow ware	Brown glaze int & ext	C18th - C19th	
3	Fill 1947	1974(=1973)	Blue Banded ware	5	139	1	Rim & BS	Mug	Broad blue band below rim, thin blue lines on body, raised ridge above base	C19th	Moulded handle terminal
3	Fill 1947	1974(=1973)	Blue Banded ware	3	17	1	Rim & BS	Bowl	Blue band with thin blue lines above and below	C19th	
3	Fill 1947	1974(=1973)	Blue Banded ware	1	30	1	BS	Bowl	Three thin blue lines below broader blue band	C19th	
3	Fill 1947	1974(=1973)	Edged ware	1	1	1	Rim	Plate	Low relief moulded rim with blue paint	EC19th	
3	Fill 1947	1974(=1973)	TP Bone China	1	19	1	BS	Hollow ware	Green printed leaf and branch design ext	LC19th - EC20th	
3	Fill 1947	1974(=1973)	TP Whiteware	1	19	1	BS	Mug/jug	Transfer printed design involving sheep in a field	LC19th - EC20th	

Phase	Group/Feat.	Context	Type	No.	Wt.	ENV	Part	Form	Decoration	Date range	Notes
3	Fill 1947	1974(=1 973)	TP Whiteware	1	2	1	BS	Flatware	Eton College	M - LC19th	
3	Fill 1947	1974(=1 973)	TP Whiteware	4	4	4	BS	Flatware	U/ID TP design int	M - LC19th	
3	Fill 1947	1974(=1 973)	URE	1	51	1	Rim	Flowerpot	Stamped 'SANKEY & SON' around rim	C19th	
3	Fill 1947	1974(=1 973)	Whiteware	4	101	1	Semi-recessed base	Kitchen bowl	U/Dec	M - LC19th	
3	Fill 1947	1974(=1 973)	Whiteware	3	47	2	Rim	Kitchen bowl	U/Dec	M - LC19th	Clubbed rim
3	Fill 1947	1974(=1 973)	Whiteware	5	102	1	Recessed base	Mug	Footed base with two raised ridges above base	C19th	
3	Fill 1947	1974(=1 973)	Whiteware	5	53	2	Semi-recessed base	Mug/jug	U/Dec	M - LC19th	
3	Fill 1947	1974(=1 973)	Whiteware	25	197	25	BS	Hollow ware	U/Dec	M - LC19th	Probably parts of the plain bowls and jugs from this context
3	Fill 1947	1974(=1 973)	Whiteware	1	1	1	Rim(?)	Hollow ware	U/Dec	M - LC19th	
3	Fill 1950	1948	TP Whiteware	1	2	1	BS	Flatware	Floral design int	M - LC19th	
3	Fill 1950	1948	TP Whiteware	1	1	1	BS	Flatware	Willow	M - LC19th	
3	Fill 1950	1948	Whiteware	1	2	1	BS	Hollow ware	U/Dec	M - LC19th	
3	Fill 1999	2000	BGCW	1	10	1	BS	Dish/bowl	Brown glaze int	C18th - C19th	
3	Fill 1999	2000	Whiteware	1	1	1	BS	Flatware	U/Dec	M - LC19th	
3	Fill of 1913	1914	?Pearlware	1	1	1	Flake	U/ID	U/Dec	c.1780 - c.1840	
3	Fill of 1913	1914	Cane Coloured ware	1	10	1	Base	Hollow ware	U/Dec	C19th	
3	Fill of 1913	1914	Colour Glazed ware	1	1	1	BS	Hollow ware	Brown Rockingham style glaze int & ext	C19th	
3	Fill of 1913	1914	Creamware	1	1	1	BS	Flatware	U/Dec	c.1740 - c.1820	Very light Creamware, possibly late Creamware
3	Fill of 1913	1914	Sponged ware	2	13	1	Rim	Bowl	Blue mottling ext and partially int	1830+	
3	Fill of 1913	1914	TP Bone China	1	1	1	BS	Cup/bowl	Chinese landscape ext	C19th	

Phase	Group/Feat.	Context	Type	No.	Wt.	ENV	Part	Form	Decoration	Date range	Notes
3 (1)	Gully 2043 fill	2044(=2 066)	BGCW	1	6	1	BS	Hollow ware	Brown slip int & ext	C18th - EC19th	Possibly half of a pot disc
3	Gully 2043 fill	2044(=2 066)	BGFW	1	5	1	BS	Hollow ware	Brown glaze int & ext	C18th - C19th	
3	Gully 2043 fill	2044(=2 066)	Slipware	1	8	1	BS	Dish	Red on white slip int, feathered brown and yellow slip bands	C18th	
3	Gully 2043 fill	2044(=2 066)	Slipware	1	4	1	Rim	Dish	Pie-crust rim with red-on-white slip int	C18th	
3	Gully 2043 fill	2044(=2 066)	YGCW	1	21	1	BS	Pancheon	White slip on red body under clear glaze internally	C18th - C19th	
3	Gully 2043 fill	2066(=2 044)	?URE	1	3	1	BS/Flake	Hollow ware	U/Dec	C18th - C19th	One surface missing
3	Gully 2043 fill	2066(=2 044)	BGCW	1	6	1	BS	Hollow ware	Two impressed lines ext	C18th - EC19th	
3	Gully 2043 fill	2066(=2 044)	BGCW type	2	51	2	BS	Hollow ware	Hard, thin purple glaze int & ext on a dense dark red body	C18th - EC19th	
3	Gully 2043 fill	2066(=2 044)	BSGSW	2	6	2	BS	Hollow ware	U/Dec	C18th - C19th	
3	Gully 2043 fill	2066(=2 044)	Fine Redware	1	4	1	Recessed base	Hollow ware	Clear glaze int & ext on a very fine red body	C18th - EC19th	
3	Gully 2043 fill	2066(=2 044)	Mottled ware type	1	5	1	Semi-recessed base	Hollow ware	Mottled glaze int, dark glaze ext	C18th	
3	Gully 2043 fill	2066(=2 044)	Slip Coated ware	1	4	1	Rim	Hollow ware	Red slip int & ext on a buff body under clear glaze	C18th	Plain rim
3	Gully 2043 fill	2066(=2 044)	Tin Glazed Earthenware	1	3	1	BS	Flatware	Hand painted blue design int	C17th - C18th	
3	Kerb fill	1611	BGCW	1	17	1	BS	Pancheon	Brown glaze int	C18th - C19th	
3	Kerb fill	1611	Bone China	1	2	1	Handle	Cup	Moulded handle	M - LC19th	
3	Kerb fill	1611	Slip Banded CC ware	1	2	1	BS	Hollow ware	White slip band and narrow blue band ext	C19th	
3	Kerb fill	1611	Sponged ware	1	2	1	Handle	Cup	Green sponging on handle	c.1830+	
3	Kerb fill	1611	TP Whiteware	1	1	1	Rim	Flatware	Willow	M - LC19th	
3	Kerb fill	1611	TP Whiteware	1	1	1	BS	Flatware	Willow	M - LC19th	
3	Kerb fill	1611	TP Whiteware	1	1	1	Footring base	Flatware	U/ID landscape int only	M - LC19th	

Phase	Group/Feat.	Context	Type	No.	Wt.	ENV	Part	Form	Decoration	Date range	Notes
3	Kerb fill	1611	TP Whiteware	1	1	1	Rim	Flatware	TP design around rim; cellular design	M - LC19th	Flaked
3	Kerb fill	1611	TP Whiteware	1	1	1	BS	Flatware	Traces of U/ID TP design int	M - LC19th	
3	Kerb fill	1719	Creamware	1	8	1	Rim	?Chamberpot	U/Dec	c.1740 - c.1820	Sharply everted flat topped rim
3	Kerb fill	1719	Stoneware	1	13	1	BS	Hollow ware	Grey finish int & ext	C19th	Probably a bottle or small flagon
3	Kerb fill	1719	TP Bone China	1	1	1	Rim	Saucer/dish	Chinese landscape int; ?Two Temples	M - LC19th	
3	Kerb fill	1719	TP Whiteware	1	1	1	Handle	Cup	Blue leaf and tendril design on spine of handle	M - LC19th	
3	Kerb fill	1719	TP Whiteware	1	4	1	BS	Hollow ware	U/ID TP design int & ext	M - LC19th	
3	Kerb fill	1719	TP Whiteware	1	3	1	BS	Flatware	Sepia printed floral design int	M - LC19th	
3	Levelling	1972(=2024)	?Whiteware	1	14	1	Ring foot base	Bowl	U/Dec	C19th	Heavily water-worn with rounded edges and abraded surfaces;
3	Levelling	1972(=2024)	?Whiteware	1	3	1	Rim	Bowl	U/Dec	C19th	rounded ring foot base
3	Levelling	1972(=2024)	BGCW	1	6	1	BS	Bowl/pancheon	Brown glaze int	C18th - C19th	Folded clubbed rim; heavily water-worn with rounded edges and abraded surfaces
3	Levelling	1972(=2024)	BSGSW	1	12	1	BS	Hollow ware	Pairs of narrow incised lines ext	C19th	
3	Levelling	1972(=2024)	BSGSW	1	4	1	BS	Hollow ware	Wavy stamped motifs ext	C19th	
3	Levelling	1972(=2024)	BSGSW	2	14	2	BS	Hollow ware	U/Dec	C19th	
3	Levelling	1972(=2024)	Cane Coloured ware	2	27	2	BS	Hollow ware	U/Dec	C19th	
3	Levelling	1972(=2024)	Cane Coloured ware	1	2	1	Rim	Hollow ware	U/Dec	C19th	Plain rim



Phase	Group/Feat.	Context	Type	No.	Wt.	ENV	Part	Form	Decoration	Date range	Notes
3	Levelling	1972(=2 024)	Slip Banded ware	1	3	1	BS	Hollow ware	Narrow brown band with white slip lines above & below	C19th	
3	Levelling	1972(=2 024)	Slip Banded ware	1	3	1	BS	Hollow ware	Narrow blue band with thin white slip lines above	C19th	
3	Levelling	1972(=2 024)	Slip Banded ware	1	2	1	Rim	Hollow ware	Plain rim with blue slip line below and above thin white slip lines	C19th	
3	Levelling	1972(=2 024)	Stoneware	1	4	1	BS	Hollow ware	Relief moulded leaf design ext; grey-green stoneware	C19th	
3	Levelling	1972(=2 024)	TP Whiteware	2	3	2	Rim	Flatware	Stylised branch/twig design int	M - LC19th	
3	Levelling	1972(=2 024)	TP Whiteware	1	1	1	BS	Hollow ware	U/ID TP design ext	M - LC19th	
3	Levelling	1972(=2 024)	Whiteware	1	2	1	BS	Hollow ware	U/Dec	M - LC19th	Crazed and abraded
3	Levelling	1972(=2 024)	Whiteware	3	13	3	Base	Flatware	U/Dec	M - LC19th	
3	Levelling	1972(=2 024)	Whiteware	1	6	1	BS	Hollow ware	U/Dec	M - LC19th	Flaked and chipped glaze int & ext
3	Ph 1820	1819	BSGSW	1	17	1	Base	Hollow ware	Splayed base with ridge above	C18th	Dark brown ext
3	Pit 1664 fill	1665	Banded ware	2	5	1	Rim	Bowl	Blue band with brown lines above and below	C19th	
3	Pit 1664 fill	1665	BGCW	4	46	3	BS	Pantheon	Brown glaze int	C18th - C19th	
3	Pit 1664 fill	1665	BGCW	1	28	1	BS	Jar	Brown glaze int & ext	C18th - C19th	Probably just below the rim
3	Pit 1664 fill	1665	Blue Banded ware	3	3	3	BS	Hollow ware	Blue bands ext	C19th	
3	Pit 1664 fill	1665	Blue Banded ware	1	2	1	Rim	Bowl	Blue line below rim and band on body	C19th	
3	Pit 1664 fill	1665	Blue Banded ware	1	7	1	BS	Hollow ware	Rilled band ext with blue paint	C19th	
3	Pit 1664 fill	1665	Bone China	3	10	3	Footring base	Plate	U/Dec	M - LC19th	

Phase	Group/Feat.	Context	Type	No.	Wt.	ENV	Part	Form	Decoration	Date range	Notes
3	Pit 1664 fill	1665	Bone China	1	1	1	BS	Flatware	Overglaze painted floral/tendrill design int	M - LC19th	
3	Pit 1664 fill	1665	BSGSW	2	24	1	Rim	Dish	Sharply everted rim; moulded decoration ext	LC18th - C19th	
3	Pit 1664 fill	1665	BSGSW	2	13	1	Base	Hollow ware	Brown int, grey on underside	LC18th - C19th	
3	Pit 1664 fill	1665	BSGSW	1	22	1	Ring foot base	Bowl	Stamped decoration ext; groups of four wedge-shaped impressions and short lines	LC18th - C19th	
3	Pit 1664 fill	1665	BSGSW	1	3	1	BS	Colander/strainer	Rouletted band ext	LC18th - C19th	
3	Pit 1664 fill	1665	BSGSW	1	5	1	Rim	Bowl	Clubbed rim, stamped impressions ext	LC18th - C19th	
3	Pit 1664 fill	1665	BSGSW	1	3	1	BS	Hollow ware	Angled rouletted lines ext	LC18th - C19th	
3	Pit 1664 fill	1665	BSGSW	2	6	2	BS	Hollow ware	Brown ext, green int	LC18th - C19th	
3	Pit 1664 fill	1665	BSGSW	1	1	1	Rim	Hollow ware	U/Dec	LC18th - C19th	Small beaded rim
3	Pit 1664 fill	1665	Cane Coloured ware	2	13	2	Rim	Pie dish	U/Dec	C19th	Narrow pie dish rims
3	Pit 1664 fill	1665	Cane Coloured ware	1	8	1	Flat base	Pie dish	U/Dec	C19th	
3	Pit 1664 fill	1665	Cane Coloured ware	3	8	3	BS	Hollow ware	U/Dec	C19th	
3	Pit 1664 fill	1665	Cane Coloured ware	1	17	1	Base	Pie dish	U/Dec	C19th	Parts of illegible makers stamped mark on underside
3	Pit 1664 fill	1665	Colour Glazed ware	1	1	1	BS	Hollow ware	Red-brown ext	C19th	
3	Pit 1664 fill	1665	Creamware	1	6	1	Rim	Pie dish	U/Dec	c.1740 - c.1820	
3	Pit 1664 fill	1665	Creamware	1	1	1	Rim	Plate	Beaded rim	c.1740 - c.1820	
3	Pit 1664 fill	1665	Creamware	1	2	1	BS	Flatware	U/Dec	c.1740 - c.1820	Probably an oval pot disc; 17mm x 26mm; See Plate 15
3	Pit 1664 fill	1665	Creamware	12	16	12	BS	Various	U/Dec	c.1740 - c.1820	Mainly hollow wares
3	Pit 1664 fill	1665	Edged ware	2	11	2	Rim	Plate	Wavy edged plate with low 'Grass' pattern relief moulding and blue paint	c.1810 - c.1830	

Phase	Group/Feat.	Context	Type	No.	Wt.	ENV	Part	Form	Decoration	Date range	Notes
3	Pit 1664 fill	1665	Edged ware	1	8	1	Rim	Plate	Low relief moulding and blue paint	c.1810 - c.1830	Poorly defined moulding
3	Pit 1664 fill	1665	Pearlware	1	3	1	Ring foot base	Bowl	U/Dec	c.1780 - c.1840	Angular ring foot base
3	Pit 1664 fill	1665	Relief Banded ware	2	12	2	Recessed base	Jar	Relief bands ext	C19th	
3	Pit 1664 fill	1665	Slip Banded CC ware	2	8	2	BS	Hollow ware	Thin white slip lines ext	C19th	
3	Pit 1664 fill	1665	Slip Banded CC ware	1	5	1	BS	Hollow ware	Pairs of thin white slip lines, one pair with a brown line between them	C19th	
3	Pit 1664 fill	1665	Slip Banded CC ware	1	3	1	BS	Hollow ware	Blue slip line ext with thin white lines above	C19th	
3	Pit 1664 fill	1665	Sponged ware	1	6	1	Rim	Pie dish	Blue sponging on sharply everted rim	c.1830+	
3	Pit 1664 fill	1665	Sponged ware	3	7	3	Footring base	Flatware	Blue sponging int	c.1830+	
3	Pit 1664 fill	1665	Sponged ware	3	3	3	BS	Hollow ware	Blue sponging ext	c.1830+	
3	Pit 1664 fill	1665	Sponged ware	1	1	1	BS	Hollow ware	Blue sponging int	c.1830+	
3	Pit 1664 fill	1665	Tin Glazed Earthenware	1	5	1	Ring foot base	Flatware	Part of blue design int	C17th - C18th	Presumably residual but in good condition
3	Pit 1664 fill	1665	TP Bone China	1	1	1	Rim	Saucer	Geometric design int	M - LC19th	
3	Pit 1664 fill	1665	TP Whiteware	3	8	3	Rim	Plate	Willow	M - LC19th	
3	Pit 1664 fill	1665	TP Whiteware	1	8	1	Flat base	Dish	Willow	M - LC19th	
3	Pit 1664 fill	1665	TP Whiteware	11	15	11	BS	Flatware	Willow	M - LC19th	
3	Pit 1664 fill	1665	TP Whiteware	2	2	2	BS	Flatware	U/ID design in Flow Blue	c.1835+	
3	Pit 1664 fill	1665	TP Whiteware	2	10	1	Semi-recessed base	Mug/jug	Bright blue design ext; motif unidentified	M - LC19th	
3	Pit 1664 fill	1665	TP Whiteware	7	8	7	BS	Flatware	Various U/ID TP designs int	M - LC19th	
3	Pit 1664 fill	1665	TP Whiteware	1	1	1	Rim	Flatware	Design of small flowers int	M - LC19th	
3	Pit 1664 fill	1665	TP Whiteware	1	2	1	Rim	Flatware	Chinese landscape border	M - LC19th	
3	Pit 1664 fill	1665	TP Whiteware	1	2	1	BS	Hollow ware	Arboreal pattern ext	M - LC19th	
3	Pit 1664 fill	1665	TP Whiteware	1	3	1	BS	Carinated bowl	Geometric pattern ext	M - LC19th	
3	Pit 1664 fill	1665	TP Whiteware	8	8	8	BS	Various	Various U/ID TP designs	M - LC19th	

Phase	Group/Feat.	Context	Type	No.	Wt.	ENV	Part	Form	Decoration	Date range	Notes
3	Pit 1664 fill	1665	TP Whiteware	1	1	1	Rim	Flatware	Green printed geometric border and leaf design	M - LC19th	
3	Pit 1664 fill	1665	TP Whiteware	2	3	2	BS	Flatware	U/ID TP designs int	M - LC19th	Secondarily burnt
3	Pit 1664 fill	1665	Whiteware	1	1	1	Rim	U/ID	Dark blue line ext; Flow Blue effect	c.1835+	
3	Pit 1664 fill	1665	Whiteware	12	19	12	BS	Hollow ware	U/Dec	M - LC19th	
3	Pit 1664 fill	1665	Whiteware	2	1	2	Rim	Cup/bowl	U/Dec	M - LC19th	
3	Pit 1664 fill	1665	Whiteware	1	1	1	BS	Flatware	U/Dec	M - LC19th	Crazed & discoloured
3	Pit 1664 fill	1665	Whiteware	2	2	2	Rim	Hollow ware	U/Dec	M - LC19th	
3	Pit 1664 fill	1665	Whiteware	1	2	1	Footring base	Flatware	U/Dec	M - LC19th	
4	13	1858	BSGSW	1	65	1	BS	Hollow ware	Brown ext (blistered), grey-green int	C19th	
4	15	1503	?URE	1	12	1	BS	Hollow ware	Some glaze fuming int	C19th	
4	15	1503	Banded ware	1	5	1	BS	Flatware	Thin red line int	M - LC19th	
4	15	1503	BGCW	1	10	1	BS	Pancheon/bowl	Brown glaze int	C19th	
4	15	1503	BGCW	1	24	1	BS	Hollow ware	Brown glaze int & ext	C19th	
4	15	1503	Blue Banded ware	1	1	1	BS	Hollow ware	Blue slip line ext	C19th	
4	15	1503	Blue Banded ware	1	1	1	BS	Hollow ware	Blue band ext	C19th	
4	15	1503	Bone China	2	5	2	BS	Flatware	Two Temples int	C19th	
4	15	1503	Bone China	1	3	1	BS	Flatware	U/Dec	M - LC19th	
4	15	1503	BSGSW	1	3	1	BS	Hollow ware	Brown ext, green int	C19th	?Part of a pot disc
4	15	1503	BSGSW	1	7	1	Rim	Dish	Groove around the outer edge of the rim	C19th	
4	15	1503	Cane Coloured ware	1	3	1	Rim	Hollow ware	U/Dec	C19th	Plain rim
4	15	1503	Cane Coloured ware	1	4	1	Base	?Flatware/Dish	U/Dec	C19th	
4	15	1503	Cane Coloured ware	2	3	2	BS	Hollow ware	U/Dec	C19th	
4	15	1503	Cane Coloured ware	1	15	1	Ring foot base	Bowl	U/Dec	C19th	

Phase	Group/Feat.	Context	Type	No.	Wt.	ENV	Part	Form	Decoration	Date range	Notes
4	15	1503	Colour Glazed ware	1	4	1	Lid	Teapot	Brown glaze int & ext	C19th	
4	15	1503	Colour Glazed ware	1	2	1	BS	Flatware	Green int & ext	C19th	
4	15	1503	Porcelain	1	32	1	Base & body	Figurine	Moulded figure of a boy in short trousers; only legs and lower torso survives	C19th	
4	15	1503	Slip Banded CC ware	1	1	1	BS	Hollow ware	White slip band ext	C19th	
4	15	1503	Slip Banded CC ware	1	1	1	BS	Hollow ware	Blue slip band ext	C19th	
4	15	1503	Sponged ware	2	3	2	BS	Hollow ware	Blue sponging ext	c.1830+	
4	15	1503	Sponged ware	1	2	1	Rim	Saucer	Blue sponging int	c.1830+	
4	15	1503	Stoneware	1	9	1	BS	Bottle	Green int & ext	C19th	
4	15	1503	TP Whiteware	1	3	1	Flat base	Plate	Willow	M - LC19th	
4	15	1503	TP Whiteware	1	5	1	Footring base	Plate	Willow	M - LC19th	
4	15	1503	TP Whiteware	1	3	1	BS	Plate	Willow	M - LC19th	
4	15	1503	TP Whiteware	1	13	1	BS	Mug/jug	Garden or rural scene ext with large gateway; unidentified design	M - LC19th	
4	15	1503	TP Whiteware	1	2	1	BS	Hollow ware	U/ID TP design ext	M - LC19th	
4	15	1503	TP Whiteware	1	1	1	BS/Flake	Flatware	Willow	M - LC19th	
4	15	1503	Whiteware	1	11	1	Ring foot base	Bowl	U/Dec	M - LC19th	Possibly partially reshaped as a pot disc; see also ext 1550
4	15	1503	Whiteware	1	7	1	Ring foot base	Bowl	U/Dec	M - LC19th	Wedge-shaped footring
4	15	1503	Whiteware	1	2	1	BS	Plate	Internal surface entirely removed	M - LC19th	
4	15	1506	BGCW	1	17	1	BS	Pantheon	Brown glazed int only	C18th - C19th	
4	15	1506	Blue Banded ware	1	5	1	BS	Bowl	Blue band with thin blue line above	C19th	
4	15	1506	BSGSW	1	4	1	Rim	Jar	U/Dec	LC18th - C19th	Slightly everted rim

Phase	Group/Feat.	Context	Type	No.	Wt.	ENV	Part	Form	Decoration	Date range	Notes
4	15	1506	Cane Coloured ware	1	12	1	Rim	Pie dish	U/Dec	C19th	Wide everted rim
4	15	1506	Colour Glazed ware	1	5	1	BS	Teapot lid	Mottled brown glaze int & ext	C19th	
4	15	1506	Colour Glazed ware	1	19	1	Handle	Hollow ware	Dark brown glaze on a strap handle	C19th	Odd form
4	15	1506	Mocha ware	1	3	1	BS	Hollow ware	Blue Mocha tree ext on white slip band	C19th	Cane coloured body
4	15	1506	Slip Banded CC ware	1	1	1	BS	Hollow ware	Thin blue line and multiple thin white slip lines ext	C19th	
4	15	1506	Sponged ware	1	2	1	BS	Hollow ware	Blue sponging ext	c.1830+	
4	15	1506	Sponged ware	1	2	1	BS	?Flatware	Blue sponging int	c.1830+	
4	15	1506	Stoneware	1	20	1	BS	Flagon	Green int & ext	C19th	
4	15	1506	Stoneware	1	30	1	Base	Bottle/flagon	Green int & ext	C19th	
4	15	1506	Stoneware	1	9	1	Rim	Jam jar	Widely spaced fluting ext	C19th	
4	15	1506	TP Whiteware	1	6	1	Rim & spout	Jug	Relief moulded floral design on spout with very dark Flow Blue colour	c.1835+	
4	15	1506	TP Whiteware	1	2	1	Rim	Plate	Willow	M - LC19th	
4	15	1506	TP Whiteware	1	5	1	Flat base	Dish	Willow	M - LC19th	
4	15	1506	TP Whiteware	1	3	1	Footring base	Plate	Willow	M - LC19th	
4	15	1506	TP Whiteware	1	8	1	Double footring base	Plate	U/ID TP design int	M - LC19th	
4	15	1506	TP Whiteware	1	3	1	BS	Flatware	U/ID TP design int	M - LC19th	
4	15	1506	TP Whiteware	1	1	1	Rim	Cup/bowl	U/ID TP Flow Blue design int & ext	c.1835+	
4	15	1506	TP Whiteware	1	13	1	Semi-recessed base	Hollow ware	Blurred TP print on the foot	M - LC19th	
4	15	1506	URE	2	116	2	Base	Flowerpot	U/Dec	C19th	
4	15	1506	URE	1	39	1	Rim	Flowerpot	Folded clubbed rim	C19th	Part of maker's name ext: '...HAM SANK...'
4	15	1506	URE	1	25	1	Rim	Flowerpot	Clubbed rim	C19th	
4	15	1506	URE	1	8	1	Rim	Flowerpot	Thickened rim with pointed cap	C19th	

Phase	Group/Feat.	Context	Type	No.	Wt.	ENV	Part	Form	Decoration	Date range	Notes
4	15	1506	Whiteware	1	10	1	Rim	Bowl	U/Dec	M - LC19th	
4	15	1506	Whiteware	1	6	1	BS	Carinated bowl	U/Dec	M - LC19th	
4	15	1506	Whiteware	1	4	1	Rim	Hollow ware	Low relief moulding ext	M - LC19th	
4	15	1506	Whiteware	2	7	2	Recessed base	Hollow ware	Footed base with ridge & groove above foot	M - LC19th	
4	15	1506	Whiteware	1	4	1	Rim	Bowl	U/Dec	M - LC19th	Folded rim with cavity
4	15	1506	Whiteware	1	5	1	BS	Hollow ware	Overglaze red painted flower design	M - LC19th	
4	15	1506	Whiteware	1	2	1	BS	Hollow ware	U/Dec	M - LC19th	
4	15	1506	YGCW	1	65	1	Rim	Pantheon	White slip int with unslipped (red) band inside rim	C18th - C19th	Rounded rim
4	15	1509	BGCW	1	6	1	BS	Bowl/Dish	Brown glaze int only	C18th - C19th	
4	15	1509	BSGSW	1	5	1	BS	Hollow ware	U/Dec	C19th	
4	15	1509	Cane Coloured ware	1	10	1	Rim	Bowl	U/Dec	C19th	Clubbed rim
4	15	1509	Edged ware	1	2	1	Rim	Plate	Moulded edge with blue paint	c.1810 - c.1830	
4	15	1509	Edged ware	1	11	1	BS	Plate	Small part of moulded rim at edge of body sherd	c.1810 - c.1830	
4	15	1509	Slip Banded CC ware	1	9	1	BS	Hollow ware	Blue slip line ext	C19th	
4	15	1509	Sponged ware	1	4	1	Rim	Saucer	Red and blue sponging int	c.1830+	Bone china body
4	15	1509	Sponged ware	1	1	1	BS	Flatware	Blue sponging int	c.1830+	
4	15	1509	Stoneware	1	17	1	BS	Hollow ware	Green int & ext	C19th	
4	15	1509	Stoneware	1	14	1	BS	Hollow ware	Green ext, brown int	C19th	
4	15	1509	Whiteware	1	1	1	BS	Hollow ware	U/Dec	M - LC19th	
4	15	1509	Whiteware	1	1	1	BS	Plate	U/Dec	M - LC19th	
4	15	1510	?Whiteware	1	3	1	Base	Flatware	U/Dec	M - LC19th	Abraded with rounded edges
4	15	1510	BGCW	1	49	1	Rim	Pantheon	Brown glaze int; flat topped rim with shallow groove on ext edge	C18th - C19th	
4	15	1510	Bone China	1	11	1	BS	Flatware	U/Dec	C19th	

Phase	Group/Feat.	Context	Type	No.	Wt.	ENV	Part	Form	Decoration	Date range	Notes
4	15	1510	Bone China	1	3	1	BS & handle stump	Cup/bowl	Carinated cup	C19th	
4	15	1510	Bone China	1	7	1	BS	Hollow ware	U/Dec	M - LC19th	Unidentified object
4	15	1510	BSGSW	1	3	1	BS	Hollow ware	Star stamps ext	C19th	
4	15	1510	BSGSW	1	2	1	BS	Hollow ware	Brown ext, green int	C19th	
4	15	1510	Cane Coloured ware	1	21	1	Ring foot base	Bowl	Splayed bases	C19th	
4	15	1510	Cane Coloured ware	1	4	1	BS	U/ID	U/Dec	C19th	
4	15	1510	Cane Coloured ware	1	3	1	Flat base	Pie dish	U/Dec	C19th	
4	15	1510	Creamware	1	2	1	BS	Flatware	U/Dec	c.1740 - c.1820	
4	15	1510	Mocha ware	1	2	1	BS	Hollow ware	Blue Mocha tree on a white slip band	C19th	
4	15	1510	Slip Banded CC ware	1	7	1	Rim	Bowl	Four thin white lines below rim, narrow blue band with more thin white lines below	C19th	Plain rim
4	15	1510	Slip Banded ware	1	6	1	BS & handle stump	Mug/jug	White band ext	C19th	
4	15	1510	Slipware	1	21	1	Rim	Dish	Pie crust rim; white on red slip int giving brown angled stripes on yellow	C18th	
4	15	1510	Sponged ware	1	6	1	BS	Hollow ware	Blue sponging int & ext	c.1830+	
4	15	1510	Sponged ware	1	2	1	BS	Hollow ware	Blue sponging ext	c.1830+	
4	15	1510	Stoneware	1	43	1	BS	Flagon	Green int & ext	C19th	
4	15	1510	TP Whiteware	1	6	1	Flat base	Pie dish	Willow int & ext	M - LC19th	
4	15	1510	TP Whiteware	1	9	1	Rim	Plate	Willow	M - LC19th	
4	15	1510	TP Whiteware	1	2	1	BS	Flatware	Willow	M - LC19th	
4	15	1510	TP Whiteware	1	5	1	Footring base	Flatware	U/ID TP design; rural landscape	M - LC19th	
4	15	1510	TP Whiteware	1	1	1	Rim	Hollow ware	Flow Blue decoration int & ext	c.1835+	



Phase	Group/Feat.	Context	Type	No.	Wt.	ENV	Part	Form	Decoration	Date range	Notes
4	15	1510	TP Whiteware	3	21	3	Rim & BS	Mug/jug	Green TP design; geometric border and Chinese landscape with pagoda	M - LC19th	
4	15	1510	TP Whiteware	1	5	1	BS	Hollow ware	U/ID TP design ext	M - LC19th	Black deposit int only
4	15	1510	URE	1	18	1	BS	Hollow ware	U/Dec	C19th	Perforated base
4	15	1510	URE	1	46	1	Base	Flowerpot	U/Dec	C19th	
4	15	1510	URE	1	20	1	BS	Flowerpot	U/Dec	C19th	
4	15	1510	Whiteware	1	3	1	Rim	Bowl	Clubbed rim	M - LC19th	
4	15	1510	Whiteware	1	1	1	BS	Flatware	U/Dec	M - LC19th	
4	15	1511	Banded ware	1	3	1	Rim	Bowl	Two brown lines below rim with part of a grey-green band on body	C19th	
4	15	1511	Banded ware	1	1	1	BS	Hollow ware	Thin brown line ext on white body	C19th	
4	15	1511	Banded ware	1	2	1	Rim	Plate	Thin brown line on rim, even thinner line int	M - LC19th	
4	15	1511	BGCW	5	165	5	BS	Pancheon	Brown glaze int only	C18th - C19th	
4	15	1511	BGCW	1	47	1	BS	Jar	Brown glaze ext only	C18th - C19th	
4	15	1511	BGCW	1	26	1	Base	Pancheon	Brown glaze int only	C18th - C19th	Use-wear on base
4	15	1511	BGCW	1	91	1	Rim	Pancheon/bo wl	Brown glaze int only; sharply everted, flat topped rim	C18th - C19th	
4	15	1511	BGCW	1	81	1	Rim	Pancheon	Brown glaze int only; thick, rectangular section rim	C18th - C19th	
4	15	1511	Blue Banded ware	2	1	2	BS	Hollow ware	Thin blue painted lines ext	C19th	
4	15	1511	Blue Banded ware	1	2	1	BS	Carinated bowl	Blue slip lines ext	C19th	
4	15	1511	Bone China	3	20	1	Rim & body	Hollow ware	Relief moulded flowers ext	MC19th - EC20th	
4	15	1511	Bone China	1	13	1	Rim	Cup/bowl	Overglaze printed floral design with green line on top of rim	LC19th - EC20th	
4	15	1511	Bone China	1	9	1	BS	Hollow ware	U/Dec	M - LC19th	

Phase	Group/Feat.	Context	Type	No.	Wt.	ENV	Part	Form	Decoration	Date range	Notes
4	15	1511	BSGSW	2	54	2	BS	Hollow ware	Brown ext, green int	M - LC19th	
4	15	1511	BSGSW	1	21	1	Base & foot	Loaf pot	Brown int & ext	C19th	
4	15	1511	BSGSW	1	12	1	Base	Bottle/jar	Brown int & ext	C19th	
4	15	1511	BSGSW	1	65	1	BS	Hollow ware	Brown int & ext	C19th	Very thick sherd
4	15	1511	BSGSW	2	10	2	BS	Hollow ware	Brown int & ext	C19th	
4	15	1511	BSGSW	2	10	2	BS	Hollow ware	Brown int & ext; stamped motifs ext	C19th	
4	15	1511	BSGSW	1	4	1	BS	Hollow ware	Brown ext, green int; stamped star motifs ext	C19th	
4	15	1511	Cane Coloured ware	1	19	1	Rim	Pie dish	U/Dec	C19th	
4	15	1511	Cane Coloured ware	2	16	2	Handle	?Jug	U/Dec	C19th	Jug sized handles
4	15	1511	Cane Coloured ware	2	10	2	BS	Hollow ware	U/Dec	C19th	
4	15	1511	Colour Glazed ware	1	11	1	BS	Lid	Relief moulded leaf design ext; brown 'Rockingham' style glaze ext	C19th	
4	15	1511	Colour Glazed ware	1	3	1	BS	Hollow ware	Brown 'Rockingham' style glaze int & ext	C19th	
4	15	1511	Lustre ware	1	2	1	Rim	Saucer	Purple-gold lustre decoration int	M - LC19th	Bone china body
4	15	1511	Pearlware	1	17	1	Rim	Plate	Relief moulded daisy pattern on rim; 'wickerwork' moulding int	c.1780 - c.1840	
4	15	1511	Slip Banded CC ware	2	4	2	BS	Hollow ware	Thin white slip lines ext	C19th	
4	15	1511	Slip Banded CC ware	1	3	1	BS	Hollow ware	White slip lines ext with one blue line	C19th	
4	15	1511	Slip Banded CC ware	1	1	1	BS	Hollow ware	Blue and white slip lines ext	C19th	
4	15	1511	Slip Banded CC ware	1	2	1	BS	Hollow ware	White slip line ext	C19th	
4	15	1511	Slip Banded CC ware	1	1	1	BS	Hollow ware	White slip band ext	C19th	

Phase	Group/Feat.	Context	Type	No.	Wt.	ENV	Part	Form	Decoration	Date range	Notes
4	15	1511	Sponged ware	1	2	1	BS	Hollow ware	Blue sponging ext	c.1830+	
4	15	1511	Sponged ware	1	2	1	Rim	Hollow ware	Blue sponging int & ext	c.1830+	
4	15	1511	Sponged ware	1	1	1	Rim	Saucer	Blue sponging int only	c.1830+	
4	15	1511	Sponged ware	1	1	1	BS	Flatware	Blue sponging int	c.1830+	
4	15	1511	Stoneware	1	10	1	BS	Jam jar	Fluted body	MC19th - EC20th	
4	15	1511	Stoneware	1	11	1	BS	Hollow ware	Green int & ext	M - LC19th	
4	15	1511	TP Whiteware	1	6	1	Rim	Pie dish	Willow	M - LC19th	
4	15	1511	TP Whiteware	1	5	1	Rim	Plate	Willow	M - LC19th	
4	15	1511	TP Whiteware	2	3	2	Rim & BS	Plate	Willow	M - LC19th	
4	15	1511	TP Whiteware	1	3	1	Rim	Plate	Willow	M - LC19th	
4	15	1511	TP Whiteware	2	7	2	BS	Flatware	Willow	M - LC19th	
4	15	1511	TP Whiteware	1	15	1	Footring base	Plate	Barker's Gem	1839 - 1893	Don Pottery design
4	15	1511	TP Whiteware	1	6	1	Rim	Saucer	Two Temples int	M - LC19th	
4	15	1511	TP Whiteware	1	2	1	Footring base	Plate	U/ID design int featuring a tower and flag	M - LC19th	
4	15	1511	TP Whiteware	1	8	1	Rim	Large plate	Thin purple holly pattern int	M - LC19th	
4	15	1511	TP Whiteware	1	6	1	Base	Flatware	Chinese river and landscape int	M - LC19th	Small part of maker's mark on underside of plate
4	15	1511	TP Whiteware	1	4	1	Rim	Hollow ware	Cellular border int; cellular and floral frieze ext with part of landscape	M - LC19th	
4	15	1511	TP Whiteware	3	7	3	BS	Hollow ware	U/ID TP designs ext	M - LC19th	
4	15	1511	TP Whiteware	3	3	3	BS	Flatware	Chinese landscape designs int	M - LC19th	
4	15	1511	TP Whiteware	1	3	1	BS	Flatware	?Wild Rose int	M - LC19th	
4	15	1511	TP Whiteware	1	1	1	BS	Hollow ware	Chinese landscape ext	M - LC19th	Water-worn abrasion with rounded edges
4	15	1511	TP Whiteware	1	4	1	Rim	Plate	Geometric and curvilinear design around rim; Flow Blue	c.1835+	
4	15	1511	TP Whiteware	1	1	1	BS	U/ID	Flow Blue design	c.1835+	Very small fragment

Phase	Group/Feat.	Context	Type	No.	Wt.	ENV	Part	Form	Decoration	Date range	Notes
4	15	1511	TP Whiteware	1	3	1	BS	Hollow ware	Flow Blue design ext	c.1835+	
4	15	1511	TP Whiteware	1	1	1	BS	Flatware	Pattern of small flowers int	M - LC19th	
4	15	1511	TP Whiteware	3	9	3	BS	U/ID	U/ID TP designs	M - LC19th	
4	15	1511	Whiteware	1	8	1	Ring foot base	Bowl	U/Dec	M - LC19th	Rounded ring foot base
4	15	1511	Whiteware	1	8	1	Ring foot base	Bowl	U/Dec	M - LC19th	Rounded ring foot base
4	15	1511	Whiteware	1	11	1	Footring base	Plate	U/Dec	M - LC19th	
4	15	1511	Whiteware	2	4	2	BS	Hollow ware	U/Dec	M - LC19th	
4	15	1511	Whiteware	2	4	2	BS	Flatware	U/Dec	M - LC19th	
4	15	1511	Whiteware	1	6	1	Base	Flatware	U/Dec	M - LC19th	
4	15	1511	Whiteware	1	2	1	Rim	Hollow ware	U/Dec	M - LC19th	Beaded rim
4	15	1511	Whiteware	1	1	1	Rim	Small jar	U/Dec	M - LC19th	Groove below rim
4	15	1511	Whiteware	1	1	1	BS	Flatware	Red painted design int	M - LC19th	
4	15	1511	Whiteware	1	8	1	Handle	Jug	Moulded handle with leaf-like decoration on edges; blue all over	M - LC19th	
4	15	1511	YG CW	1	70	1	Rim	Pancheon	White slip int only; unslipped (red) band inside rim	C18th - C19th	
4	15	1537	BGCW	2	22	2	BS	Bowl/pancheon	Brown glaze int	C19th	
4	15	1537	Blue Banded ware	1	6	1	BS	Carinated bowl	Narrow blue slip bands ext	C19th	
4	15	1537	Bone China	1	1	1	BS	Hollow ware	Blue sprigged motifs ext	M - LC19th	
4	15	1537	Bone China	1	1	1	Footring base	Plate	U/Dec	M - LC19th	
4	15	1537	BSGSW	1	8	1	Rim	Hollow ware	U/Dec	C19th	Clubbed rim
4	15	1537	BSGSW	1	53	1	BS	Hollow ware	Brown ext, green int	C19th	
4	15	1537	BSGSW	1	20	1	BS	Hollow ware	Routletted band with stamped decoration on body	C19th	
4	15	1537	Cane Coloured ware	1	25	1	Ring foot base	Bowl	U/Dec	C19th	Rounded ring foot base
4	15	1537	Cane Coloured ware	1	2	1	BS	Hollow ware	U/Dec	C19th	

Phase	Group/Feat.	Context	Type	No.	Wt.	ENV	Part	Form	Decoration	Date range	Notes
4	15	1537	Jasper type ware	2	21	1	BS	Hollow ware	Large sprigged white classical design on a blue background	C19th	
4	15	1537	Lustre ware	1	9	1	BS	Hollow ware	Red-gold painted lustre design int on a white Bone China body	C19th	
4	15	1537	Redware type	3	170	3	Base & BS	Pantheon	Clear glaze int on a red body	LC18th - C19th	
4	15	1537	Slip Banded CC ware	1	12	1	Rim & handle	Hollow ware	Narrow blue band with three white bands above & below; moulded handle terminal	C19th	Slightly everted rim
4	15	1537	Sponged ware	1	9	1	Rim	Cup/bowl	Blue sponging ext and partially int	c.1830+	
4	15	1537	Sponged ware	1	2	1	BS	Hollow ware	Blue sponging ext	c.1830+	
4	15	1537	Sponged ware	1	1	1	BS	Hollow ware	Purple mottling ext	c.1830+	
4	15	1537	Sponged ware	2	2	2	BS	Hollow ware	Blue cellular sponged pattern	c.1830+	
4	15	1537	Sponged ware	1	1	1	BS	Flatware	Blue sponging int	c.1830+	
4	15	1537	Stoneware	1	38	1	Base	Jam jar	Widely spaced fluting ext	C19th	Part of stamped maker's name on underside
4	15	1537	Stoneware	1	11	1	BS	Flagon/bottle	Green int & ext	C19th	
4	15	1537	TP Whiteware	1	18	1	Rim	Plate/server	Faint purple leaf, twig and berry pattern int	M - LC19th	Probably LC19th
4	15	1537	TP Whiteware	1	3	1	Rim	Flatware	Floral design int	M - LC19th	
4	15	1537	TP Whiteware	1	7	1	BS	Hollow ware	U/ID TP design int & ext	M - LC19th	
4	15	1537	TP Whiteware	1	1	1	BS/Flake	Flatware	U/ID TP design	M - LC19th	
4	15	1537	Whiteware	1	16	1	Ring foot base	Bowl	U/Dec	M - LC19th	
4	15	1537	Whiteware	1	9	1	Recessed base	Mug/jug	U/Dec	M - LC19th	Beaded base
4	15	1537	Whiteware	1	5	1	Recessed base	Mug/jug	U/Dec	M - LC19th	
4	15	1537	Whiteware	4	10	4	BS	Hollow ware	U/Dec	M - LC19th	
4	15	1537	Whiteware	1	3	1	Rim	Hollow ware	Green overglaze painted design ext	M - LC19th	
4	15	1546	URE	1	45	1	Rim	Flowerpot	Incised line on body ext, clubbed rim	C19th	
4	15	1558	BGCW	1	129	1	BS	Pantheon	Brown glaze int	C18th - C19th	

Phase	Group/Feat.	Context	Type	No.	Wt.	ENV	Part	Form	Decoration	Date range	Notes
4	15	1558	BGCW	1	83	1	BS	Pancheon	Brown glaze int	C18th - C19th	Very thick sherd
4	15	1558	Slip Banded ware	1	30	1	Rim	Bowl	Blue band on body with clubbed rim	C19th	
4	15	1558	URE	1	13	1	Base	Flowerpot	U/Dec	LC18th - C19th	
4	15	1558	URE	1	9	1	BS	Flowerpot	U/Dec	LC18th - C19th	
4	15	1558	URE	1	12	1	Rim	Flowerpot	Folded rim	LC18th - C19th	
4	15	1558	Whiteware	1	11	1	Ring foot base	Cup/bowl	U/Dec	M - LC19th	Rounded ring foot base
4	15	1962(=1973)	Colour Glazed ware	1	1	1	BS	Hollow ware	Brown 'Rockingham' style glaze int & ext	C19th	
4	Demol backfill	1505	Banded ware	1	5	1	Rim	Bowl	Blue band below rim with thin brown lines above and below it	C19th	Plain rim
4	Demol backfill	1505	BGCW	1	23	1	Base	Pancheon	Brown glaze int	C18th - C19th	
4	Demol backfill	1505	BSGSW	1	13	1	BS	Hollow ware	Three thin incised lines ext	LC18th - C19th	
4	Demol backfill	1505	Cane Coloured ware	2	12	2	BS	Hollow ware	U/Dec	C19th	
4	Demol backfill	1505	Cane Coloured ware	1	16	1	Base	?Pie dish	U/Cdec	C19th	
4	Demol backfill	1505	Edged ware	1	3	1	Rim	Plate	Blue painted edge; low relief moulding	c.1810 - c.1830	
4	Demol backfill	1505	Porcelain	1	6	1	BS	Hollow ware	Moulded ridge ext; carinated profile	C19th	Heavily secondarily burnt; English porcelain
4	Demol backfill	1505	Slip Banded ware	3	25	3	BS	Hollow ware	Narrow blue band with thin white slip lines above	C19th	
4	Demol backfill	1505	Slip Banded ware	1	2	1	BS	Hollow ware	White slip band ext	C19th	
4	Demol backfill	1505	Slip Banded ware	1	3	1	BS	Hollow ware	Narrow blue slip band ext	C19th	
4	Demol backfill	1505	Sponged ware	1	2	1	BS	Cup/bowl	Blue sponging ext	c.1830+	
4	Demol backfill	1505	Stoneware	1	22	1	Rim	Jam jar	Fluted body	C19th	

Phase	Group/Feat.	Context	Type	No.	Wt.	ENV	Part	Form	Decoration	Date range	Notes
4	Demol backfill	1505	TP Whiteware	2	9	1	Rim	Saucer	Chinese landscape border; possibly Two Temples	M - LC19th	
4	Demol backfill	1505	TP Whiteware	1	2	1	BS	Flatware	Pale blue Chinese landscape int; possibly Two Temples	M - LC19th	
4	Demol backfill	1505	TP Whiteware	1	4	1	Rim	Plate	Willow	M - LC19th	Thin plate
4	Demol backfill	1505	TP Whiteware	2	31	1	Rim	Server/carver	Willow	M - LC19th	
4	Demol backfill	1505	TP Whiteware	1	6	1	Footring base	Plate	Willow	M - LC19th	
4	Demol backfill	1505	TP Whiteware	1	5	1	BS	Plate	Willow	M - LC19th	
4	Demol backfill	1505	TP Whiteware	1	1	1	Rim	Plate	Wild Rose	M - LC19th	
4	Demol backfill	1505	TP Whiteware	1	1	1	BS	Flatware	Flow Blue decoration int	c.1835+	
4	Demol backfill	1505	TP Whiteware	1	3	1	BS	Hollow ware	Stylised tendril on stippled background int & ext	M - LC19th	
4	Demol backfill	1505	TP Whiteware	1	2	1	Rim	Plate	Stylised branch/twig design int	M - LC19th	
4	Demol backfill	1505	TP Whiteware	1	2	1	BS	Plate	Floral design int	M - LC19th	
4	Demol backfill	1505	TP Whiteware	1	1	1	BS	Hollow ware	Blue TP design ext; U/ID	M - LC19th	
4	Demol backfill	1505	Whiteware	1	2	1	Rim	Flatware	Wavy edged plate with gold detailing	M - LC19th	
4	Demol backfill	1505	Whiteware	1	5	1	Footring base	Plate	U/Dec	M - LC19th	
4	Demol backfill	1505	Whiteware	1	7	1	BS	Hollow ware	U/Dec	M - LC19th	
4	Demol backfill	1505	Whiteware	1	2	1	Rim	Plate	Flaked; internal surface removed	M - LC19th	
4	Demol backfill	1514	TP Bone China	4	20	1	Rim & footring base	Plate	Floral design int on a stippled background	LC19th - EC20th	Part of maker's mark on underside appears to say 'Made in England'

Phase	Group/Feat.	Context	Type	No.	Wt.	ENV	Part	Form	Decoration	Date range	Notes
4	Demol backfill	1515	?Whiteware	1	2	1	Rim	Dish	U/Dec	C19th	Heavily burnt and blistered; could be Creamware or Pearlware
4	Demol backfill	1515	Banded ware	1	2	1	BS	Hollow ware	Salmon pink narrow bands around body	C19th	
4	Demol backfill	1515	Banded ware	1	1	1	BS	Hollow ware	Brown slip line ext	C19th	
4	Demol backfill	1515	BGCW	1	61	1	BS	Pantheon	Brown glaze int	C19th	
4	Demol backfill	1515	Blue Banded ware	1	4	1	Rim	Bowl	Broad blue band with thin blue lines above and below	C19th	
4	Demol backfill	1515	Blue Banded ware	4	7	4	BS	Hollow ware	Blue bands and lines ext	C19th	
4	Demol backfill	1515	Blue Banded ware	1	4	1	BS	Carinated bowl	Blue band ext	C19th	
4	Demol backfill	1515	Bone China	1	2	1	Footring base	Plate	U/Dec	C19th	
4	Demol backfill	1515	Bone China	1	1	1	Rim	U/ID	Wavy edge	C19th	
4	Demol backfill	1515	Bone China	1	3	1	Rim	Hollow ware	Overglaze painted floral design ext	C19th	
4	Demol backfill	1515	BSGSW	1	46	1	Base	Bottle/jar	U/Dec	C19th	
4	Demol backfill	1515	BSGSW	1	28	1	BS & strainer	Teapot	Brown int & ext with raised ridge around vessel and perforated strainer	C19th	
4	Demol backfill	1515	BSGSW	1	16	1	BS	Cooking vessel	Brown ext, grey-green int	C19th	Corner of cooking vessel
4	Demol backfill	1515	BSGSW	1	7	1	BS	Hollow ware	U/Dec	C19th	Water-worn edges
4	Demol backfill	1515	Cane Coloured ware	1	8	1	Splayed base	Hollow ware	U/Dec	C19th	
4	Demol backfill	1515	Cane Coloured ware	1	8	1	Flat base	Dish	U/Dec	C19th	



Phase	Group/Feat.	Context	Type	No.	Wt.	ENV	Part	Form	Decoration	Date range	Notes
4	Demol backfill	1515	Cane Coloured ware	2	10	2	BS	Hollow ware	U/Dec	C19th	
4	Demol backfill	1515	Colour Glazed ware	1	11	1	Rim	Hollow ware	Relief moulded Maltese Cross motif around collared rim; red int & ext	C19th	Perforated below collared rim
4	Demol backfill	1515	Creamware	1	12	1	Rim	Plate	U/Dec	c.1740 - c.1820	
4	Demol backfill	1515	Creamware	1	1	1	Flake	Flatware	U/Dec	c.1740 - c.1820	
4	Demol backfill	1515	Edged ware	1	19	1	Rim	Pie dish	Relief moulded 'Grass' pattern rim	c.1810 - c.1830	
4	Demol backfill	1515	Edged ware	1	7	1	Rim	Bowl/dish	Relief moulded 'Grass' pattern rim	c.1810 - c.1830	
4	Demol backfill	1515	Edged ware type	1	12	1	Rim	Bowl	Raised blobs on rim with blue paint	C19th	
4	Demol backfill	1515	Edged ware type	1	3	1	Rim	Plate	Blue line on plain rim	c.1810 - c.1830	
4	Demol backfill	1515	Mocha ware	2	9	2	BS	Hollow ware	Blue Mocha tree ext on white slip band	C19th	Cane coloured ware body
4	Demol backfill	1515	Mocha ware	1	1	1	BS	Hollow ware	Black Mocha tree on a grey-green slip band	C19th	
4	Demol backfill	1515	Redware type	1	13	1	BS	Bowl	Clear glaze int only	C19th	
4	Demol backfill	1515	Slip Banded CC ware	2	5	2	BS	Hollow ware	White slip lines ext	C19th	
4	Demol backfill	1515	Slip Banded CC ware	1	5	1	BS	Hollow ware	White and green slip lines ext	C19th	
4	Demol backfill	1515	Sponged ware	3	4	3	Rim	Flatware	Blue sponging int	c.1830+	
4	Demol backfill	1515	Sponged ware	1	14	1	BS	Flatware	Blue sponging int	c.1830+	
4	Demol backfill	1515	Sponged ware	1	2	1	BS	Hollow ware	Blue sponging ext	c.1830+	
4	Demol backfill	1515	Sponged ware	1	4	1	Handle	Jug	Blue sponging on top of handle	c.1830+	

Phase	Group/Feat.	Context	Type	No.	Wt.	ENV	Part	Form	Decoration	Date range	Notes
4	Demol backfill	1515	Sponged ware	1	6	1	Ring foot base	Mug/jug	Blue sponging ext, including on beaded foot	c.1830+	
4	Demol backfill	1515	Stoneware	4	73	4	BS	Hollow ware	Pale green stoneware	M - LC19th	
4	Demol backfill	1515	Stoneware	3	89	3	BS	Hollow ware	Green stoneware	M - LC19th	
4	Demol backfill	1515	Stoneware	1	74	1	Base	Bottle/jar	Green stoneware	C19th	
4	Demol backfill	1515	Stoneware	1	31	1	BS	Flagon	Grey-green stoneware with iron-wash band on shoulder and moulded line with circles ext	C19th	
4	Demol backfill	1515	Stoneware	1	7	1	BS	Hollow ware	Brown iron-wash band; green int	C19th	
4	Demol backfill	1515	Stoneware	1	1	1	BS	Jam jar	Fluted body	MC19th - EC20th	
4	Demol backfill	1515	TP Bone China	1	7	1	Rim	Saucer	Two Temples border	C19th	
4	Demol backfill	1515	TP Bone China	1	2	1	BS	Hollow ware	Grey printed floral design with overglaze detailing	M - LC19th	
4	Demol backfill	1515	TP Whiteware	1	32	1	Rim	Dish/bowl	Floral border	C19th	
4	Demol backfill	1515	TP Whiteware	4	25	3	Rim	Plate	Willow	M - LC19th	
4	Demol backfill	1515	TP Whiteware	3	12	3	BS	Plate	Willow	M - LC19th	
4	Demol backfill	1515	TP Whiteware	1	17	1	Handle	Jug	Geometric design on the spine of the handle	C19th	Could be Pearlware or Whiteware with bluing
4	Demol backfill	1515	TP Whiteware	8	26	8	BS	Hollow ware	Various U/ID TP designs	C19th	
4	Demol backfill	1515	TP Whiteware	2	10	1	Base	Flatware	U/ID TP design with reclining cow	M - LC19th	
4	Demol backfill	1515	TP Whiteware	1	1	1	BS	Hollow ware	U/ID TP design ext; Flow Blue	c.1835+	

Phase	Group/Feat.	Context	Type	No.	Wt.	ENV	Part	Form	Decoration	Date range	Notes
4	Demol backfill	1515	TP Whiteware	1	6	1	Rim	Saucer	Dark Flow Blue stylised leaf & tendrill design int	c.1835+	
4	Demol backfill	1515	TP Whiteware	4	7	3	Rim	Hollow ware	Various U/ID TP designs	M - LC19th	
4	Demol backfill	1515	TP Whiteware	1	2	1	Rim	Plate	Floral border	M - LC19th	
4	Demol backfill	1515	TP Whiteware	1	6	1	Rim	Saucer	Black printed floral design int with geometric border frieze	M - LC19th	
4	Demol backfill	1515	TP Whiteware	1	3	1	Base	Flatware	Grey printed floral design int, part of U/ID maker's mark on reverse	M - LC19th	
4	Demol backfill	1515	TP Whiteware	1	3	1	Footring base	Plate	Red printed design int; towers in a rural landscape	M - LC19th	Some variation in the rim shapes
4	Demol backfill	1515	URE	3	145	3	Rim	Flowerpot	U/Dec	C19th	
4	Demol backfill	1515	URE	2	72	2	Base	Flowerpot	U/Dec	C19th	
4	Demol backfill	1515	URE	2	30	2	BS	Flowerpot	U/Dec	C19th	
4	Demol backfill	1515	Whiteware	3	7	3	Footring base	Plate	U/Dec	M - LC19th	
4	Demol backfill	1515	Whiteware	4	19	4	Base	Flatware	U/Dec	M - LC19th	Crazed and slightly discoloured
4	Demol backfill	1515	Whiteware	3	10	3	BS	Hollow ware	U/Dec	M - LC19th	
4	Demol backfill	1515	Whiteware	1	8	1	Rim	Hollow ware	U/Dec	M - LC19th	Crazed and discoloured
4	Demol backfill	1515	Whiteware	1	7	1	Rim	Bowl	U/Dec	M - LC19th	Everted rounded rim
4	Demol backfill	1515	Whiteware	1	3	1	BS	Plate/dish	U/Dec	M - LC19th	
4	Demol backfill	1515	Whiteware	1	5	1	Semi-recessed base	Hollow ware	U/Dec	M - LC19th	

Phase	Group/Feat.	Context	Type	No.	Wt.	ENV	Part	Form	Decoration	Date range	Notes
4	Demol backfill	1515	YG CW	1	11	1	BS	Pancheon	White slip int under clear glaze	C19th	
4	Demol layer	1550	?Pearlware	1	2	1	Rim	Bowl	Hand painted brown leaf design ext; blue-grey line inside rim	c.1780 - c.1840	
4	Demol layer	1550	?URE	1	4	1	BS	Bowl/pancheon	No inner surface	C18th - C19th	
4	Demol layer	1550	Blue Banded ware	2	7	1	Rim	Bowl	Blue line below rim and blue band on body	C19th	Plain rim
4	Demol layer	1550	Cane Coloured ware	1	10	1	Ring foot base	Bowl	U/Dec	C19th	Possibly reshaped as a pot disc; see also ext 1503
4	Demol layer	1550	Redware	1	40	1	Base	Pancheon	Clear glaze int on a red body	C18th - C19th	
4	Demol layer	1550	Sponged ware	2	7	1	BS	Saucer	Blue sponging int	c.1830+	
4	Demol layer	1550	Stoneware	1	32	1	Base	Bottle	Green stoneware	C19th	
4	Demol layer	1550	TP Whiteware	1	3	1	Footring base	Bowl	Blue dendritic design int with geometric angular concentric circle	M - LC19th	
4	Demol layer	1550	YG CW	1	39	1	BS	Pancheon	White slip int under clear glaze	C18th - C19th	
4	Mix Clnk Dep	1522 =1523	Banded ware	1	3	1	BS	Hollow ware	Four thin white slip lines on a blue-grey body	C19th	White slip flaked
4	Mix Clnk Dep	1522 =1523	Banded ware	1	5	1	BS	Mug	Two black slip lines above raised line above foot and blue band on body	C19th	
4	Mix Clnk Dep	1522=1523	Banded ware	1	3	1	BS	Hollow ware	Two black slip lines on white body	C19th	
4	Mix Clnk Dep	1522 =1523	Banded ware	1	3	1	BS	Hollow ware	Brown slip lines and narrow blue band ext	C19th	Burnt
4	Mix Clnk Dep	1522 =1523	Banded ware	1	5	1	BS	Hollow ware	Green slip band ext above brown slip line	C19th	
4	Mix Clnk Dep	1522 =1523	Banded ware	1	3	1	BS	Hollow ware	Blue band ext with brown slip line above	C19th	
4	Mix Clnk Dep	1522 =1523	Banded ware	1	3	1	Rim	Saucer	Blue line on rim, brown line inside rim	LC19th - EC20th	

Phase	Group/Feat.	Context	Type	No.	Wt.	ENV	Part	Form	Decoration	Date range	Notes
4	Mix Clink Dep	1522 =1523	BGCW	1	306	1	Base	Hollow ware	Brown glaze int	C18th - C19th	Very thick base with brown glaze int; use-wear on underside
4	Mix Clink Dep	1522 =1523	BGCW	1	108	1	Lid-seated rim	Jar	Brown glaze int & ext	C18th - C19th	Prominent lid-seating
4	Mix Clink Dep	1522 =1523	BGCW	1	62	1	Base	Pancheon	Brown glaze int	C18th - C19th	Use-wear on base
4	Mix Clink Dep	1522 =1523	BGCW	1	88	1	Rim	Pancheon	Brown glaze int	C18th - C19th	Everted rim with groove on ext of rim
4	Mix Clink Dep	1522 =1523	BGCW	1	80	1	Rim	Pancheon	Brown glaze int	C18th - C19th	Dished rim
4	Mix Clink Dep	1522 =1523	BGCW	1	34	1	Rim	Pancheon	Brown glaze int	C18th - C19th	Rounded rim
4	Mix Clink Dep	1522 =1523	BGCW	1	228	1	BS	Cistern	Brown glaze int	C18th - C19th	Part of a spigot hole survives
4	Mix Clink Dep	1522 =1523	BGCW	3	84	3	Base	Pancheon	Brown glaze int	C18th - C19th	
4	Mix Clink Dep	1522 =1523	BGCW	1	12	1	BS	Hollow ware	Brown glaze int & ext	C18th - C19th	
4	Mix Clink Dep	1522 =1523	BGCW	13	269	13	BS	Pancheon	Brown glaze int	C18th - C19th	
4	Mix Clink Dep	1522 =1523	BGCW	1	14	1	BS/Rim?	Pancheon	Brown glaze on ?rim	C18th - C19th	Flake
4	Mix Clink Dep	1522 =1523	BGCW type	2	128	1	Rim	Jar	Square sectioned rim with flat top; brown glaze int	C18th - C19th	Hard, dense red body; probably C19th
4	Mix Clink Dep	1522 =1523	Blue Banded type ware	1	4	1	BS	Hollow ware	Blue ext; may be a broad band or an all-over blue body	C19th	White internally
4	Mix Clink Dep	1522 =1523	Blue Banded type ware	1	1	1	BS	Hollow ware	Blue surfaces int & ext	C19th	
4	Mix Clink Dep	1522 =1523	Blue Banded type ware	1	14	1	Rim	Lid	All-over blue surfaces int & ext	C19th	
4	Mix Clink Dep	1522 =1523	Blue Banded type ware	1	21	1	Rim	Bowl	Blue bands and lines ext	C19th	Folded clubbed rim with cavity

Phase	Group/Feat.	Context	Type	No.	Wt.	ENV	Part	Form	Decoration	Date range	Notes
4	Mix Clnk Dep	1522 =1523	Blue Banded ware	1	3	1	BS	Carinated bowl	Blue band above carination	C19th	
4	Mix Clnk Dep	1522 =1523	Blue Banded ware	7	17	7	BS	Hollow ware	Blue band with thin blue lines	C19th	
4	Mix Clnk Dep	1522 =1523	Blue Banded ware	3	5	3	BS	Hollow ware	Blue bands ext	C19th	
4	Mix Clnk Dep	1522 =1523	Blue Banded ware	1	1	1	BS	Hollow ware	Pale blue lines ext	C19th	
4	Mix Clnk Dep	1522 =1523	Blue Banded ware	1	1	1	Rim	Cup/bowl	Narrow blue band and line immediately below rim	LC19th - EC20th	
4	Mix Clnk Dep	1522 =1523	Blue Banded ware	1	2	1	Base	Mug	Blue band between raised ridges and splayed foot	C19th	
4	Mix Clnk Dep	1522 =1523	Blue Banded ware	1	1	1	Ring foot base	Cup/bowl	Blue surfaces int & ext	C19th	
4	Mix Clnk Dep	1522 =1523	Bone China	2	10	2	Rim	Saucer/shallo w dish	Sprigged blue floral design int	C19th	
4	Mix Clnk Dep	1522 =1523	Bone China	1	3	1	BS	Saucer/shallo w dish	Sprigged blue floral design int	C19th	
4	Mix Clnk Dep	1522 =1523	Bone China	1	2	1	BS	Hollow ware	Sprigged blue floral design ext	C19th	
4	Mix Clnk Dep	1522 =1523	Bone China	1	12	1	BS	Hollow ware	Black printed Chinese landscape ext	M - LC19th	Hexagonal or octagonal vessel
4	Mix Clnk Dep	1522 =1523	Bone China	1	44	1	Ring foot base	Bowl	U/Dec	M - LC19th	Tall, pedestal-like ring foot base
4	Mix Clnk Dep	1522 =1523	Bone China	1	2	1	BS & handle stump	Cup	U/Dec	M - LC19th	
4	Mix Clnk Dep	1522 =1523	Bone China	4	8	4	BS	Cup/bowl	U/Dec	M - LC19th	
4	Mix Clnk Dep	1522 =1523	Bone China?	1	4	1	BS	Hollow ware	Grey bone china-like body	C19th	
4	Mix Clnk Dep	1522 =1523	BSGSW	1	27	1	Base & body	Bottle	Brown int & ext	C19th	
4	Mix Clnk Dep	1522 =1523	BSGSW	4	47	4	BS	Hollow ware	Brown ext, unglazed int	C19th	

Phase	Group/Feat.	Context	Type	No.	Wt.	ENV	Part	Form	Decoration	Date range	Notes
4	Mix Clnk Dep	1522 =1523	BSGSW	2	73	1	Rim	Dish/bowl	Brown int & ext; sharply everted, flat-topped rim	C19th	Slightly water-worn
4	Mix Clnk Dep	1522 =1523	BSGSW	1	15	1	Rim	Dish/bowl	Brown int & ext; sharply everted, flat-topped rim	C19th	
4	Mix Clnk Dep	1522 =1523	BSGSW	1	33	1	Rim	Lid	Double concentric rouletted line on top	C19th	
4	Mix Clnk Dep	1522 =1523	BSGSW	6	95	6	BS	Hollow ware	Stamped and rouletted decoration ext	LC18th - C19th	
4	Mix Clnk Dep	1522 =1523	BSGSW	1	13	1	Rim	Bottle	U/Dec	C19th	
4	Mix Clnk Dep	1522 =1523	BSGSW	1	7	1	Rim	Bowl	Incised lines ext, bands of impressions ext below clubbed rim	C19th	
4	Mix Clnk Dep	1522 =1523	BSGSW	1	8	1	Rim	Bowl	Folded clubbed rim	C19th	
4	Mix Clnk Dep	1522 =1523	BSGSW	1	18	1	BS	Hollow ware	Rouletted lines ext	C19th	
4	Mix Clnk Dep	1522 =1523	BSGSW	1	8	1	BS	Hollow ware	Incised line ext	C19th	Folded clubbed rim
4	Mix Clnk Dep	1522 =1523	BSGSW	1	6	1	BS	Hollow ware	Incised lines ext	C19th	
4	Mix Clnk Dep	1522 =1523	BSGSW	1	1	1	Rim	Hollow ware	Incised line ext	LC18th - C19th	
4	Mix Clnk Dep	1522 =1523	BSGSW	2	10	2	BS	Hollow ware	U/Dec	C19th	
4	Mix Clnk Dep	1522 =1523	Cane Coloured ware	1	8	1	Rim	Pie dish	U/Dec	C19th	Narrow rim
4	Mix Clnk Dep	1522 =1523	Cane Coloured ware	2	27	2	Rim	Pie dish	U/Dec	C19th	Wide everted rim
4	Mix Clnk Dep	1522 =1523	Cane Coloured ware	1	5	1	Rim	Bowl	Raised blobs on top of rim	C19th	
4	Mix Clnk Dep	1522 =1523	Cane Coloured ware	3	18	3	Flat base	Pie dish/dish	U/Dec	C19th	
4	Mix Clnk Dep	1522 =1523	Cane Coloured ware	2	17	2	Ring foot base	Bowl	U/Dec	C19th	Rounded ring foot bases

Phase	Group/Feat.	Context	Type	No.	Wt.	ENV	Part	Form	Decoration	Date range	Notes
4	Mix Clink Dep	1522 =1523	Cane Coloured ware	1	4	1	Ring foot base	Bowl	U/Dec	C19th	
4	Mix Clink Dep	1522 =1523	Cane Coloured ware	16	77	16	BS	Hollow ware	U/Dec	C19th	
4	Mix Clink Dep	1522 =1523	Cane Coloured ware	3	11	3	BS	Flatware	U/Dec	C19th	
4	Mix Clink Dep	1522 =1523	Cane Coloured ware	3	30	3	Rim	Bowl	U/Dec	C19th	Clubbed rim
4	Mix Clink Dep	1522 =1523	Cane Coloured ware	1	13	1	Rim	Bowl	U/Dec	C19th	Folded clubbed rim
4	Mix Clink Dep	1522 =1523	Cane Coloured ware	1	12	1	Splayed base	Hollow ware	U/Dec	C19th	Recessed base with splayed foot
4	Mix Clink Dep	1522 =1523	Cane Coloured ware	1	6	1	Handle	Mug/jug	U/Dec	C19th	
4	Mix Clink Dep	1522 =1523	Cane Coloured ware	1	3	1	BS	Carinated bowl	U/Dec	C19th	
4	Mix Clink Dep	1522 =1523	Cane Coloured ware	1	1	1	Ring foot base	U/ID	U/Dec	C19th	Small fragment of base
4	Mix Clink Dep	1522 =1523	Colour Glazed ware	1	31	1	Ring foot base	Teapot	Brown 'Rockingham' style glaze int & ext on white body	C19th	
4	Mix Clink Dep	1522 =1523	Colour Glazed ware	3	38	3	BS	Hollow ware	Brown 'Rockingham' style glaze int & ext on white body	C19th	Probably sherds from teapots
4	Mix Clink Dep	1522 =1523	Colour Glazed ware	1	5	1	Handle	Hollow ware	Ridged handle with brown 'Rockingham' style glaze	C19th	Probably from a teapot
4	Mix Clink Dep	1522 =1523	Colour Glazed ware	1	3	1	Rim	Hollow ware	Relief moulded band around lid-seated rim with brown 'Rockingham' style glaze int & ext	C19th	
4	Mix Clink Dep	1522 =1523	Colour Glazed ware	1	2	1	BS	Hollow ware	Relief moulded star ext with brown 'Rockingham' style glaze int & ext	C19th	
4	Mix Clink Dep	1522 =1523	Colour Glazed ware	1	1	1	Rim	Hollow ware	Brown 'Rockingham' style glaze int & ext	C19th	



Phase	Group/Feat.	Context	Type	No.	Wt.	ENV	Part	Form	Decoration	Date range	Notes
4	Mix Clnk Dep	1522 =1523	Colour Glazed ware	1	2	1	Base	Hollow ware	Dark blue glaze ext only	M - LC19th	
4	Mix Clnk Dep	1522 =1523	Creamware	4	15	4	Rim	Plate	U/Dec	c.1740 - c.1820	
4	Mix Clnk Dep	1522 =1523	Creamware	1	6	1	Footring base	Plate	U/Dec	c.1740 - c.1820	
4	Mix Clnk Dep	1522 =1523	Creamware	3	17	2	Recessed base	Hollow ware	U/Dec	c.1740 - c.1820	
4	Mix Clnk Dep	1522=1523	Creamware	2	7	2	Base	Flatware	U/Dec	c.1740 - c.1820	
4	Mix Clnk Dep	1522 =1523	Creamware	13	38	13	BS	Hollow ware	U/Dec	c.1740 - c.1820	
4	Mix Clnk Dep	1522 =1523	Creamware	2	2	2	Flakes	U/ID	U/Dec	M - LC19th	
4	Mix Clnk Dep	1522 =1523	Edged ware	3	16	3	Rim	Plate	Wavy-edged plate with finely moulded 'Grass' pattern and blue paint	c.1810 - c.1830	
4	Mix Clnk Dep	1522 =1523	Edged ware	16	100	16	Rim	Plate	Wavy edged plates with low relief moulded 'Grass' pattern, blue paint and wavy edge	c.1810 - c.1830	
4	Mix Clnk Dep	1522 =1523	Edged ware	1	1	1	Rim	Dish	Dark blue painted plain edge	C19th	
4	Mix Clnk Dep	1522 =1523	Edged ware	1	1	1	Rim	Plate	Dark blue feather-edge plate with low-relief moulding	E - MC19th	
4	Mix Clnk Dep	1522 =1523	Edged ware	1	3	1	Rim	Plate	Relief moulded rim, no paint	c.1810 - c.1830	
4	Mix Clnk Dep	1522 =1523	Figurine	2	13	2	BS	Figurine/ornament	Press moulded figurine with hand painted detailing ext	C19th	
4	Mix Clnk Dep	1522 =1523	Figurine/ornament	1	3	1	Decorative element	?Figurine/ornament	Twisted rod	M - LC19th	
4	Mix Clnk Dep	1522 =1523	Jackfield type ware	1	25	1	Handle	Hollow ware	Black bodied moulded decorative element; wing of a stylised bird or ?angel	M - LC19th	
4	Mix Clnk Dep	1522 =1523	Jasper type ware	2	6	2	BS	Hollow ware	White sprigged decoration on a blue banded body	C19th	Bone china body

Phase	Group/Feat.	Context	Type	No.	Wt.	ENV	Part	Form	Decoration	Date range	Notes
4	Mix Clink Dep	1522 =1523	Lustre ware	3	8	2	Rim & BS	Hollow ware	Red-gold painted lustre line ext and inside rim	M - LC19th	
4	Mix Clink Dep	1522 =1523	Mocha ware	11	56	11	BS	Hollow ware	Blue Mocha trees on broad white slip bands; some with white slip lines above/below the bands	C19th	
4	Mix Clink Dep	1522 =1523	Mocha ware	1	10	1	Rim	Hollow ware	Four thin white slip lines below rim with blue Mocha tree on white slip band ext	C19th	Vertical rim
4	Mix Clink Dep	1522 =1523	Mocha ware	1	2	1	Rim	Bowl	White slip band with blue Mocha tree	C19th	
4	Mix Clink Dep	1522 =1523	Mocha ware	1	27	1	Base	Mug	Footed base with ridges; brown painted line above foot; black Mocha tree on olive green slip band	C19th	
4	Mix Clink Dep	1522 =1523	Mocha ware	1	2	1	BS	Hollow ware	Black Mocha tree on a grey- green slip band	C19th	Flaked ext
4	Mix Clink Dep	1522 =1523	Slip Banded ware	1	26	1	Spout	Jug	Thin white slip line ext below rim	C19th	
4	Mix Clink Dep	1522 =1523	Slip Banded ware	1	15	1	Base	Mug	Footed base with two raised lines above and a brown slip line on the body	C19th	
4	Mix Clink Dep	1522 =1523	Slip Banded ware	1	18	1	Rim	Bowl	White slip band on body below rounded clubbed rim	C19th	
4	Mix Clink Dep	1522 =1523	Slip Banded ware	1	21	1	Rim	Bowl	Prominent narrow blue slip line below rounded clubbed rim	C19th	
4	Mix Clink Dep	1522 =1523	Slip Banded ware	1	8	1	Rim	Bowl	Broad white band below rim	C19th	Plain rim
4	Mix Clink Dep	1522 =1523	Slip Banded ware	13	46	13	BS	Hollow ware	White slip lines ext; number and configuration varies	C19th	
4	Mix Clink Dep	1522 =1523	Slip Banded ware	3	8	3	Rim	Bowl	Thin white slip bands below rim	C19th	

Phase	Group/Feat.	Context	Type	No.	Wt.	ENV	Part	Form	Decoration	Date range	Notes
4	Mix Clink Dep	1522 =1523	Slip Banded ware	4	20	4	Rim	Bowl	Four thin white slip lines below rim with narrow blue band below and further white lines on body	C19th	
4	Mix Clink Dep	1522 =1523	Slip Banded ware	5	36	4	BS	Hollow ware	Groups of multiple thin white lines with narrow blue bands between them	C19th	
4	Mix Clink Dep	1522 =1523	Slip Banded ware	1	5	1	BS	Hollow ware	Brown slip lines above white band ext	C19th	Sharply everted rim
4	Mix Clink Dep	1522 =1523	Slip Banded ware	1	11	1	Rim	Hollow ware	Pale diffuse blue band on a very pale cane coloured body	C19th	Folded rim with cavity
4	Mix Clink Dep	1522 =1523	Sponged ware	8	34	7	Rim	Hollow ware	Blue sponging ext and partially int	c.1830+	Plain rims
4	Mix Clink Dep	1522 =1523	Sponged ware	1	13	1	Spout	Jug	Blue sponging ext and partially int	c.1830+	
4	Mix Clink Dep	1522 =1523	Sponged ware	1	6	1	Rim	Pie dish	Dark blue sponging on everted rim	c.1830+	
4	Mix Clink Dep	1522 =1523	Sponged ware	2	6	2	Handle	Mug/Jug	Blue sponging on top of handle	c.1830+	
4	Mix Clink Dep	1522 =1523	Sponged ware	1	7	1	Footring base	Plate	Blue sponging int	c.1830+	
4	Mix Clink Dep	1522 =1523	Sponged ware	4	10	4	BS	Flatware	Blue sponging int	c.1830+	
4	Mix Clink Dep	1522 =1523	Sponged ware	1	2	1	Rim	Saucer	Blue sponging int	c.1830+	
4	Mix Clink Dep	1522 =1523	Sponged ware	13	43	13	BS	Hollow ware	Blue sponging ext	c.1830+	
4	Mix Clink Dep	1522 =1523	Sponged ware	1	26	1	Recessed base	Mug	Blue sponging ext above raised ridges around base	c.1830+	
4	Mix Clink Dep	1522 =1523	Sponged ware	1	7	1	BS	Mug	Blue sponging ext above raised ridges around base	c.1830+	
4	Mix Clink Dep	1522 =1523	Sponged ware	1	4	1	BS	Plate/saucer	Unusual blue and green sponging int	c.1830+	
4	Mix Clink Dep	1522 =1523	Sponged ware	1	1	1	Footring base	Plate	Blue sponging int	c.1830+	

Phase	Group/Feat.	Context	Type	No.	Wt.	ENV	Part	Form	Decoration	Date range	Notes
4	Mix Clnk Dep	1522 =1523	Sponged ware	1	1	1	BS	Hollow ware	Blue sponging ext	c.1830+	
4	Mix Clnk Dep	1522 =1523	Stoneware	2	85	2	BS	Bottle	Green int & ext	M - LC19th	
4	Mix Clnk Dep	1522 =1523	Stoneware	20	481	20	BS	Bottle/flagon	Green int & ext	M - LC19th	
4	Mix Clnk Dep	1522 =1523	Stoneware	2	55	2	BS/Shoulder	Flagon	Green int & ext	M - LC19th	
4	Mix Clnk Dep	1522 =1523	Stoneware	1	20	1	BS	Hollow ware	Green ext, white int	M - LC19th	
4	Mix Clnk Dep	1522 =1523	Stoneware	1	97	1	Base	Flagon/jar	Green ext & int	M - LC19th	Use-wear on base
4	Mix Clnk Dep	1522 =1523	Stoneware	1	26	1	Base	Flagon/jar	Green int, mottled brown and green ext	M - LC19th	
4	Mix Clnk Dep	1522 =1523	Stoneware	1	23	1	BS	Hollow ware	Green int & ext	M - LC19th	Stamped label ext; 'W.../KINGS A .../ SHEFFIELD'
4	Mix Clnk Dep	1522 =1523	Stoneware	1	24	1	Base	Bottle / small jar	Buff int & ext	M - LC19th	
4	Mix Clnk Dep	1522 =1523	Stoneware	1	15	1	Base	Bottle/small jar	Green int & ext	M - LC19th	Octagonal jar/bottle
4	Mix Clnk Dep	1522 =1523	TP Bone China	4	24	4	Footring base	Plate	Two Temples	M - LC19th	
4	Mix Clnk Dep	1522 =1523	TP Bone China	1	6	1	Rim	Bowl	Two Temples	M - LC19th	
4	Mix Clnk Dep	1522 =1523	TP Bone China	4	5	4	Rim	Flatware	Two Temples	M - LC19th	
4	Mix Clnk Dep	1522 =1523	TP Bone China	10	17	10	BS	Flatware	Two Temples	M - LC19th	
4	Mix Clnk Dep	1522 =1523	TP Whiteware	3	8	1	Rim	Hollow ware	Sepia printed design with overglaze coloured detailing	1851+	Commemorative vessel; Great Exhibition, Crystal Palace
4	Mix Clnk Dep	1522 =1523	TP Whiteware	2	6	2	BS	Hollow ware	Complex floral design sepia print with painted detailing	MCI9th - EC20th	

Phase	Group/Feat.	Context	Type	No.	Wt.	ENV	Part	Form	Decoration	Date range	Notes
4	Mix Clnk Dep	1522 =1523	TP Whiteware	1	8	1	Flat base	Dish	Willow	M - LC19th	
4	Mix Clnk Dep	1522 =1523	TP Whiteware	1	4	1	Rim	Cup/bowl	Willow	M - LC19th	
4	Mix Clnk Dep	1522 =1523	TP Whiteware	1	1	1	Base	Flatware	Willow	M - LC19th	Water-worn with rounded edges
4	Mix Clnk Dep	1522 =1523	TP Whiteware	14	52	14	Base	Flatware	Willow	M - LC19th	Various sizes of vessels
4	Mix Clnk Dep	1522 =1523	TP Whiteware	21	76	21	Rim	Plate	Willow	M - LC19th	Various sizes of plates and other flatwares
4	Mix Clnk Dep	1522 =1523	TP Whiteware	17	51	17	BS	Plate	Willow	M - LC19th	Various sizes of plates and other flatwares
4	Mix Clnk Dep	1522 =1523	TP Whiteware	10	41	10	Footring base	Plate	Willow	M - LC19th	
4	Mix Clnk Dep	1522 =1523	TP Whiteware	6	40	6	BS	Hollow ware	Willow	M - LC19th	Probably tureen style vessels
4	Mix Clnk Dep	1522 =1523	TP Whiteware	1	5	1	BS	Saucer	Grey printed 'Fibre' or 'Sea Grass' pattern int	M - LC19th	
4	Mix Clnk Dep	1522 =1523	TP Whiteware	1	4	1	BS	Flatware	Fine red printed geometric frieze int	M - LC19th	Some bluing on underside
4	Mix Clnk Dep	1522 =1523	TP Whiteware	1	2	1	BS	Hollow ware	Blue-grey TP landscape ext with trees	M - LC19th	
4	Mix Clnk Dep	1522 =1523	TP Whiteware	1	7	1	BS	Hollow ware	Dark 'Flow Blue' printed Chinese landscape ext	c.1835+	
4	Mix Clnk Dep	1522 =1523	TP Whiteware	1	8	1	Rim	Plate	Wild Rose	M - LC19th	
4	Mix Clnk Dep	1522 =1523	TP Whiteware	1	35	1	Rim	Cup/bowl	U/ID design ext; European landscape; stylised frieze int, cartouches on linear background	M - LC19th	Internal frieze resembles Rhine
4	Mix Clnk Dep	1522 =1523	TP Whiteware	1	7	1	BS	Flatware	U/ID design int; figure on a boat?	M - LC19th	Very heavily abraded with rounded edges and white concretion
4	Mix Clnk Dep	1522 =1523	TP Whiteware	1	7	1	Semi-recessed base	Jug/sauce boat	Square sectioned foot with diamond pattern transfer print	M - LC19th	

Phase	Group/Feat.	Context	Type	No.	Wt.	ENV	Part	Form	Decoration	Date range	Notes
4	Mix Clnk Dep	1522 =1523	TP Whiteware	1	4	1	Ring foot base	Cup/bowl	Floral design int	M - LC19th	Rounded ring foot base
4	Mix Clnk Dep	1522 =1523	TP Whiteware	2	5	2	BS	Flatware	Fat dendritic design on parallel linear background	M - LC19th	
4	Mix Clnk Dep	1522 =1523	TP Whiteware	2	4	2	Rim	Saucer/plate	Stylised dendritic design on a stippled background	M - LC19th	
4	Mix Clnk Dep	1522 =1523	TP Whiteware	1	9	1	Rim	Plate	Complex TP design with stylised floral design on geometric background	M - LC19th	
4	Mix Clnk Dep	1522 =1523	TP Whiteware	1	2	1	Rim	Hollow ware	Geometric design int & ext	M - LC19th	
4	Mix Clnk Dep	1522 =1523	TP Whiteware	8	39	8	Footring base	Plate	Various TP designs int; rural scenes with trees	M - LC19th	
4	Mix Clnk Dep	1522 =1523	TP Whiteware	1	4	1	Rim	Hollow ware	Dark blue stylised scroll design int & ext	M - LC19th	
4	Mix Clnk Dep	1522 =1523	TP Whiteware	11	15	11	BS	Hollow ware	Various U/ID TP designs ext	M - LC19th	Small sherds, some flaked
4	Mix Clnk Dep	1522 =1523	TP Whiteware	15	32	15	BS	Flatware	Various U/ID TP designs int	M - LC19th	
4	Mix Clnk Dep	1522 =1523	TP Whiteware	1	10	1	BS	Hollow ware	Floral design ext	M - LC19th	
4	Mix Clnk Dep	1522 =1523	TP Whiteware	1	6	1	BS	Flatware	Floral design int; ?Wild Rose	M - LC19th	
4	Mix Clnk Dep	1522 =1523	TP Whiteware	1	2	1	Rim & handle	Cup	Floral design int	M - LC19th	
4	Mix Clnk Dep	1522 =1523	TP Whiteware	1	8	1	BS	Flatware	Floral design int	M - LC19th	
4	Mix Clnk Dep	1522 =1523	TP Whiteware	1	5	1	BS	Dish/tureen	Willow	M - LC19th	
4	Mix Clnk Dep	1522 =1523	TP Whiteware	1	1	1	BS	Flatware	Willow	M - LC19th	
4	Mix Clnk Dep	1522 =1523	TP Whiteware	1	1	1	Handle	Cup	Leaf and tendril design on spine of handle	M - LC19th	
4	Mix Clnk Dep	1522 =1523	TP Whiteware	8	20	8	BS	Hollow ware	Various U/ID TP designs ext	M - LC19th	

Phase	Group/Feat.	Context	Type	No.	Wt.	ENV	Part	Form	Decoration	Date range	Notes
4	Mix Clink Dep	1522 =1523	TP Whiteware	3	3	3	Rim	Flatware	Various U/ID TP designs int	M - LC19th	
4	Mix Clink Dep	1522 =1523	TP Whiteware	1	1	1	Rim	Dish/saucer	U/ID geometric TP design int	M - LC19th	
4	Mix Clink Dep	1522 =1523	TP Whiteware	4	5	4	BS	Flatware	U/ID TP designs int	M - LC19th	
4	Mix Clink Dep	1522 =1523	TP Whiteware	1	7	1	Base	Flatware	?Willow int	M - LC19th	
4	Mix Clink Dep	1522 =1523	TP Whiteware	1	4	1	BS	Flatware	Blue-grey stylised leaf design int; some bluing of white glaze around decoration	M - LC19th	
4	Mix Clink Dep	1522 =1523	TP Whiteware	1	3	1	BS	Dish/bowl	Stylised floral design int	M - LC19th	
4	Mix Clink Dep	1522 =1523	TP Whiteware	2	7	2	Rim	Flatware	Two Temples	M - LC19th	
4	Mix Clink Dep	1522 =1523	TP Whiteware	1	5	1	BS	Hollow ware	Two Temples	M - LC19th	
4	Mix Clink Dep	1522 =1523	TP Whiteware	1	1	1	Rim	Dish	Two Temples	M - LC19th	
4	Mix Clink Dep	1522 =1523	TP Whiteware	1	2	1	BS	Plate	Two Temples	M - LC19th	
4	Mix Clink Dep	1522 =1523	URE	1	181	1	Rim	Jar	Heavy rectangular-sectioned rim with flat top and lip	C18th - C19th	Chipped and abraded
4	Mix Clink Dep	1522 =1523	URE	2	41	2	Rim	?Jar	U/Dec	C18th - C19th	Rounded rim?
4	Mix Clink Dep	1522 =1523	URE	1	26	1	Rim	?Flowerpot	U/Dec	C18th - C19th	?Folded rim
4	Mix Clink Dep	1522 =1523	URE	1	18	1	Base	?Flowerpot	U/Dec	C18th - C19th	
4	Mix Clink Dep	1522 =1523	Whiteware	1	2	1	Rim	Cup/bowl	Relief moulded 'cable' pattern band below rim ext; thin black line inside rim	M - LC19th	
4	Mix Clink Dep	1522 =1523	Whiteware	1	4	1	BS	Hollow ware	Moulded body with hand painted detailing ext	M - LC19th	

Phase	Group/Feat.	Context	Type	No.	Wt.	ENV	Part	Form	Decoration	Date range	Notes
4	Mix Clink Dep	1522 =1523	Whiteware	5	18	3	Rim	Plate	Relief moulded daisy pattern on rim	M - LC19th	Slight bluing int only; cf Top Pottery and others
4	Mix Clink Dep	1522 =1523	Whiteware	1	16	1	BS	Hollow ware	Unusual relief moulded decoration ext with thin blue-grey colour	M - LC19th	Unidentified object
4	Mix Clink Dep	1522 =1523	Whiteware	1	2	1	Rim	Hollow ware	Hand painted designs ext; blue line on top of rim	C19th	Could be a pale Pearlware
4	Mix Clink Dep	1522 =1523	Whiteware	2	27	1	BS & aperture	?Feeding bottle	U/Dec	M - LC19th	Tapering object with aperture at one end with a second aperture on the top
4	Mix Clink Dep	1522 =1523	Whiteware	2	14	1	Rim	Plate	Relief moulded bramble leaf pattern on wide rim	C19th	Some slight bluing
4	Mix Clink Dep	1522 =1523	Whiteware	1	2	1	Rim	Plate	Relief moulded pattern on rim	C19th	
4	Mix Clink Dep	1522 =1523	Whiteware	1	1	1	BS	Flatware	Relief moulded wickerwork pattern int	M - LC19th	
4	Mix Clink Dep	1522 =1523	Whiteware	3	68	3	Ring foot base	Bowl	U/Dec	M - LC19th	Rounded ring foot bases
4	Mix Clink Dep	1522 =1523	Whiteware	1	30	1	Profile	Small jar	U/Dec	M - LC19th	Wide, shallow jar with lid-seated rim & recessed base; cosmetics or similar
4	Mix Clink Dep	1522 =1523	Whiteware	1	14	1	Handle	Jug	U/Dec	M - LC19th	
4	Mix Clink Dep	1522 =1523	Whiteware	1	5	1	Handle	Mug/jug	U/Dec	M - LC19th	Crazed and discoloured
4	Mix Clink Dep	1522 =1523	Whiteware	1	5	1	BS	Plate	U/Dec	M - LC19th	Pot disc; 22.9mm x 27.2mm; See Plate 12
4	Mix Clink Dep	1522 =1523	Whiteware	1	5	1	BS	Plate	U/Dec	M - LC19th	Pot disc; 26.6mm x 31.7mm; See Plate 12
4	Mix Clink Dep	1522 =1523	Whiteware	11	41	11	Ring foot base	Cup/bowl	U/Dec	M - LC19th	
4	Mix Clink Dep	1522 =1523	Whiteware	2	9	1	Rim	Plate	Relief moulded daisy pattern on rim	M - LC19th	Very slight bluing, could be later Pearlware



Phase	Group/Feat.	Context	Type	No.	Wt.	ENV	Part	Form	Decoration	Date range	Notes
4	Mix Clnk Dep	1522 =1523	Whiteware	1	4	1	Rim	Bowl	U/Dec	M - LC19th	Plain everted rim
4	Mix Clnk Dep	1522 =1523	Whiteware	2	6	2	BS	Hollow ware	Relief moulded decoration ext	M - LC19th	
4	Mix Clnk Dep	1522 =1523	Whiteware	7	35	7	Footring base	Plate	U/Dec	C19th	Some slight bluing on underside; ?Pearlware
4	Mix Clnk Dep	1522 =1523	Whiteware	3	22	3	Flat base	Dish	U/Dec	M - LC19th	
4	Mix Clnk Dep	1522 =1523	Whiteware	17	52	17	BS	Hollow ware	U/Dec	M - LC19th	
4	Mix Clnk Dep	1522 =1523	Whiteware	7	69	7	Recessed base	Jar	U/Dec	M - LC19th	Angular recessed bases
4	Mix Clnk Dep	1522 =1523	Whiteware	8	12	8	Flakes	?Flatware	U/Dec	M - LC19th	
4	Mix Clnk Dep	1522 =1523	Whiteware	24	96	24	BS	Flatware	U/Dec	M - LC19th	
4	Mix Clnk Dep	1522 =1523	Whiteware	3	14	3	Handle	Mug/jug	U/Dec	M - LC19th	
4	Mix Clnk Dep	1522 =1523	Whiteware	1	3	1	Handle	Mug/jug	Moulded handle terminal	M - LC19th	
4	Mix Clnk Dep	1522 =1523	?Mocha ware	1	2	1	Rim	Hollow ware	Thin blue line ext, part of white band with possible blue Mocha decoration	C19th	
4	Mix Clnk Dep	1522 =1523	?Pearlware	1	4	1	Footring base	Plate	U/Dec	LC18th - C19th	Slight bluing on underside
4	Mix Clnk Dep	1522 =1523	BSGSW	1	9	1	Rim	Bowl	U/Dec	LC18th - C19th	Folded clubbed rim
4	Mix Clnk Dep	1522 =1523	Slip Banded CC ware	1	4	1	BS	Hollow ware	Thin white slip lines ext with part of blue line or band	C19th	
4	Mix Clnk Dep	1522 =1523	TP Whiteware	1	1	1	BS	Flatware	U/ID TP design int	M - LC19th	
4	Mix Clnk Dep	1522 =1523	TP Whiteware	1	1	1	BS	Hollow ware	Traces of decoration; burnt	M - LC19th	Surfaces burnt and discoloured
4	Mix Clnk Dep	1522 =1523	Whiteware	1	2	1	BS	Flatware	U/Dec	M - LC19th	

Phase	Group/Feat.	Context	Type	No.	Wt.	ENV	Part	Form	Decoration	Date range	Notes
?1	PalChan ?	2094	TP Whiteware	1	1	1	BS	Hollow ware	U/ID TP design ext	M - LC19th	No abrasion
?1	PalChan 1991	2011	Sponged ware	1	6	1	Rim	Dish	Blue sponging on top of rim and int	c.1830+	No abrasion
?1	PalChan 1991	2011	TP Whiteware	1	4	1	BS	Hollow ware	U/ID TP design ext	M - LC19th	No abrasion; spalling ext
?1	PalChan 1991	2011	Whiteware	1	2	1	BS	Hollow ware	U/Dec	M - LC19th	No abrasion
Mod	Pit fill 1547	1548	YGCW	1	36	1	Rim	Pancheon	White slip int on red body; unslipped red band inside round rim	C18th - C19th	
Mod	Pit fill 1547	1548	YGCW	1	67	1	BS	Pancheon	White slip int on red body	C18th - C19th	
Mod	Pit fill 1547	1548	URE	1	39	1	Rim	Flowerpot	U/Dec	C18th - C19th	Collared rim
Mod	Pit fill 1547	1548	URE	1	8	1	BS	Hollow ware	U/Dec	C18th - C19th	Flaked int
Mod	Pit fill 1547	1548	Redware type	1	19	1	BS	Pancheon	Clear glaze int	C18th - C19th	
Mod	Pit fill 1547	1548	BGCW	1	33	1	Rim	Pancheon	Brown glaze int only	C18th - C19th	Square sectioned rim, sharply everted
Mod	Pit fill 1547	1548	BGCW	4	83	4	BS	Pancheon	Brown glaze int only	C18th - C19th	
Mod	Pit fill 1547	1548	Late Blackware	1	10	1	BS	Hollow ware	Mottled glaze int, partial dark glaze ext	C18th	
Mod	Pit fill 1547	1548	Stoneware	1	20	1	BS	Jam jar	Widely spaced fluting ext	C19th	
Mod	Pit fill 1547	1548	?Creamware	1	13	1	Base	Flatware	U/Dec but with maker's mark on underside; very light finish	1806 - 1842	Stamped; BRAMELID +1; see Cox & Cox 2001; 384; See Plate 4
Mod	Pit fill 1547	1548	Creamware	1	5	1	Rim	Plate	Relief moulded 'feather' edge	c.1740 - c.1820	
Mod	Pit fill 1547	1548	Creamware	3	7	1	Handle	Mug/jug	U/Dec	c.1740 - c.1820	
Mod	Pit fill 1547	1548	WSGSW	1	4	1	Rim	Plate	Relief moulded seed/barley design on rim	c.1720 - c.1780	
Mod	Pit fill 1547	1548	Bone China	1	2	1	BS	Hollow ware	Small part of relief moulded design	C19th	
Mod	Pit fill 1547	1548	Bone China	1	5	1	Rim	Hollow ware	U/Dec	C19th	Low ridge below small clubbed rim
Mod	Pit fill 1547	1548	Creamware	1	1	1	Rim	Hollow ware	U/Dec	c.1740 - c.1820	
Mod	Pit fill 1547	1548	Whiteware	1	2	1	Footring base	Plate	U/Dec	M - LC19th	Could be a pale Pearlware

Phase	Group/Feat.	Context	Type	No.	Wt.	ENV	Part	Form	Decoration	Date range	Notes
Mod	Pit fill 1547	1548	Bone China	1	3	1	BS	Dish	Trace of overglaze floral decoration	M - LC19th	
Mod	Pit fill 1547	1548	TP Bone China	1	1	1	Footring base	Plate	Moulded fluting int with part of TP leaf decoration	M - LC19th	
Mod	Pit fill 1547	1548	Whiteware	1	6	1	Base	Flatware	U/Dec	M - LC19th	
Mod	Pit fill 1547	1548	Whiteware	5	16	5	BS	Various	U/Dec	M - LC19th	Could be a pale Pearlware
Mod	Pit fill 1547	1548	Mottled ware	1	7	1	BS	Hollow ware	Mottled glaze int & ext with ridge ext	C18th	
Mod	Pit fill 1547	1548	Tin Glazed Earthenware	1	4	1	Rim	Hollow ware	Everted rim; all glaze removed by abrasion	LC17th - C18th	
Mod	Pit fill 1547	1548	Colour Glazed ware	1	2	1	BS	Hollow ware	Relief moulded flower pattern on stippled background with red-brown glaze int & ext	C19th	
Mod	Pit fill 1547	1548	Mocha ware	1	4	1	Rim	Bowl	Black Mocha tree on a grey-green slip band with a brown line below rim	C19th	
Mod	Pit fill 1547	1548	Mocha ware	1	9	1	BS/handle scar	Jug	Blue mocha trees on a white slip band ext	C19th	
Mod	Pit fill 1547	1548	Cane Coloured ware	1	6	1	Flat base	Dish	Stamped figure 7 on underside	C19th	Probably a pie dish
Mod	Pit fill 1547	1548	Cane Coloured ware	1	4	1	Handle	Mug/jug	U/Dec	C19th	
Mod	Pit fill 1547	1548	Cane Coloured ware	1	30	1	Splayed base	Hollow ware	U/Dec	C19th	Splayed pedestal base
Mod	Pit fill 1547	1548	Cane Coloured ware	1	26	1	Flat base	Pie dish	U/Dec	C19th	
Mod	Pit fill 1547	1548	Cane Coloured ware	1	11	1	Rim	Hollow ware	U/Dec	C19th	Everted clubbed rim
Mod	Pit fill 1547	1548	Slip Banded CC ware	1	4	1	BS	Hollow ware	Thin white slip lines ext narrow blue and white slip bands ext	C19th	
Mod	Pit fill 1547	1548	Slip Banded CC ware	1	4	1	BS	Hollow ware	Thin blue slip line and part of a wider white slip band	C19th	

Phase	Group/Feat.	Context	Type	No.	Wt.	ENV	Part	Form	Decoration	Date range	Notes
Mod	Pit fill 1547	1548	Cane Coloured ware	5	44	5	BS	Hollow ware	U/Dec	C19th	
Mod	Pit fill 1547	1548	Cane Coloured ware	1	2	1	Base	Hollow ware	U/Dec	C19th	
Mod	Pit fill 1547	1548	Whiteware	1	2	1	BS	Hollow ware	Moulded fluted body	C19th	Very thin walled vessel; crazed and discoloured
Mod	Pit fill 1547	1548	Banded ware	1	7	1	Rim	Plate	Green-lustre band around inside of rim with moulded fluting internally	M - LC19th	Could be EC20th
Mod	Pit fill 1547	1548	Bone China	1	2	1	BS	Hollow ware	Blue sprigged vine and grape motif ext	C19th	
Mod	Pit fill 1547	1548	Whiteware	1	1	1	BS	Hollow ware	Hand painted green and pink decoration ext	M - LC19th	
Mod	Pit fill 1547	1548	BSGSW	1	29	1	Rim	Bottle	U/Dec	C19th	Blacking bottle or similar
Mod	Pit fill 1547	1548	BSGSW	2	16	1	Rim	Bowl/dish	Groove below rim defines rim	C19th	
Mod	Pit fill 1547	1548	BSGSW	1	23	1	Rim	Jar	U/Dec	C19th	Clubbed rim on short neck
Mod	Pit fill 1547	1548	BSGSW	2	10	2	Rim	Bowl/dish	Incised lines ext	C19th	Small clubbed rims
Mod	Pit fill 1547	1548	BSGSW	1	25	1	BS	Hollow ware	Rouletted band ext with stamped star motifs	C19th	
Mod	Pit fill 1547	1548	Stoneware	2	12	2	BS	Hollow ware	Brown ext, green int	C19th	
Mod	Pit fill 1547	1548	BSGSW	1	6	1	BS	Hollow ware	Brown int & ext	C19th	
Mod	Pit fill 1547	1548	Stoneware	1	15	1	BS	Hollow ware	Green int & ext with slight mottling	C19th	
Mod	Pit fill 1547	1548	Stoneware	3	21	3	BS	Hollow ware	Green int & ext	C19th	
Mod	Pit fill 1547	1548	BSGSW	1	11	1	Base	Dish/bowl	Brown int & ext	C19th	
Mod	Pit fill 1547	1548	Stoneware	1	17	1	BS	Hollow ware	Green ext, greenish-white with blisters int	C19th	
Mod	Pit fill 1547	1548	Stoneware	1	10	1	Rim	Jar+	U/Dec	C19th	Clubbed rim
Mod	Pit fill 1547	1548	BSGSW	1	8	1	BS	Hollow ware	Brown ext with rouletted band; unglazed int	C19th	
Mod	Pit fill 1547	1548	BSGSW	1	33	1	Base	Hollow ware	Brown ext, green int	C19th	

Phase	Group/Feat.	Context	Type	No.	Wt.	ENV	Part	Form	Decoration	Date range	Notes
Mod	Pit fill 1547	1548	Stoneware	1	19	1	Shoulder	Jar	Buff int & ext with brown iron-wash on shoulder; black printed label ext	C19th	Label; Figure and hills with words around design; 'RICH THI...'
Mod	Pit fill 1547	1548	Edged ware	9	32	9	Rim	Plate	Relief moulded 'Grass' pattern with blue paint on a wavy edge	c.1810 - c.1830	
Mod	Pit fill 1547	1548	Sponged ware	5	15	5	BS	Mug	Blue sponging ext; one sherd with raised ridge	c.1830+	
Mod	Pit fill 1547	1548	TP Whiteware	2	17	2	Rim & footring base	Plate	Barker's Gem	1839 - 1893	
Mod	Pit fill 1547	1548	TP Whiteware	1	2	1	Base	Plate	Willow	M - LC19th	Abraded with rounded edges; water worn
Mod	Pit fill 1547	1548	TP Whiteware	8	26	7	Base & BS	Plate	Willow	M - LC19th	
Mod	Pit fill 1547	1548	Blue Banded ware	2	4	2	Rim	Bowl	Blue band with thin line above band and below rim	C19th	
Mod	Pit fill 1547	1548	Banded ware	1	2	1	BS	Bowl	Blue band with thin brown line ext	C19th	
Mod	Pit fill 1547	1548	Blue Banded ware	1	1	1	BS	Bowl	Pale blue band ext	C19th	
Mod	Pit fill 1547	1548	Blue Banded ware	1	2	1	BS	Bowl	Blue band and thin blue line ext	C19th	
Mod	Pit fill 1547	1548	Blue Banded ware	1	2	1	Rim	Cup/bowl	Dark blue band below rim with thin gold lines above & below	LC19th - EC20th	
Mod	Pit fill 1547	1548	Blue Banded ware	1	2	1	Footring base	Plate	Thin blue line int	M - LC19th	
Mod	Pit fill 1547	1548	Colour Glazed ware	1	4	1	Handle	Mug/jug	Black glaze on a dark red body	C19th	
Mod	Pit fill 1547	1548	TP Whiteware	1	1	1	Rim	Flatware	Possibly Italian Scenes (Don Pottery)	1839 - 1893	
Mod	Pit fill 1547	1548	TP Whiteware	3	8	3	Rim & BS	Dish/bowl	Chinese landscape; ?Two Temples	M - LC19th	
Mod	Pit fill 1547	1548	TP Whiteware	3	7	3	BS	Flatware	Chinese landscape; ?Two Temples	M - LC19th	

Phase	Group/Feat.	Context	Type	No.	Wt.	ENV	Part	Form	Decoration	Date range	Notes
Mod	Pit fill 1547	1548	TP Whiteware	1	11	1	Double footring base	Plate	Rural scene with Baroque tower	M - LC19th	
Mod	Pit fill 1547	1548	TP Whiteware	8	20	8	BS & footring base	Plate	Various U/ID TP designs int	M - LC19th	
Mod	Pit fill 1547	1548	TP Whiteware	1	1	1	Rim	Saucer	Chinese landscape border int	M - LC19th	
Mod	Pit fill 1547	1548	TP Whiteware	1	2	1	Rim	Flatware	Odd stippled red dendritic pattern int	M - LC19th	
Mod	Pit fill 1547	1548	TP Whiteware	6	9	6	BS	Various	Various U/ID TP designs int &/or ext	M - LC19th	
Mod	Pit fill 1547	1548	Whiteware	1	2	1	Rim	Bowl	Pale blue finish int & ext	M - LC19th	
Mod	Pit fill 1547	1548	Whiteware	2	6	2	BS	Hollow ware	U/Dec	M - LC19th	
Mod	Pit fill 1547	1548	Whiteware	1	2	1	Footring base	Bowl	U/Dec	M - LC19th	Rounded ring foot base
Mod	U/ tarmac 1610	1609	Redware type	1	117	1	BS	Pancheon	Clear glaze int on red body	C19th	No real relation to C17th Redware but with clear rather than brown glaze int
Mod	U/ tarmac 1610	1609	BGCW type	1	32	1	BS	Bowl/ pancheon	Partial brown glaze int	C18th - C19th	Pot disc in a sandy red fabric; See Plate 14
Mod	U/ tarmac 1610	1609	URE	1	16	1	Rim	Flowerpot	Impressed line ext	C19th	Short collared rim
Mod	U/ tarmac 1610	1609	URE	2	17	2	BS	Flowerpot	U/Dec	C19th	
Mod	U/ tarmac 1610	1609	BGCW	1	36	1	Rim	Pancheon	Brown glaze int	C18th - C19th	Sharply everted rim with dishd top
Mod	U/ tarmac 1610	1609	BGCW	3	37	3	BS	Hollow ware	Brown glaze int only	C18th - C19th	
Mod	U/ tarmac 1610	1609	Redware type	1	10	1	BS	Pancheon	Clear glaze int on red body	C19th	No real relation to C17th Redware but with clear rather than brown glaze int
Mod	U/ tarmac 1610	1609	BSGSW	3	16	2	Rim & BS	Bowl	Stamped designs ext with beaded rim	C19th	
Mod	U/ tarmac 1610	1609	BSGSW	2	13	1	Rim	Bowl	Brown ext, grey int	C19th	Beaded rim with slight point on ext of bulge

Phase	Group/Feat.	Context	Type	No.	Wt.	ENV	Part	Form	Decoration	Date range	Notes
Mod	U/ tarmac 1610	1609	BSGSW	1	4	1	BS	Hollow ware	Brown int & ext	C19th	
Mod	U/ tarmac 1610	1609	BSGSW	1	3	1	BS	Hollow ware	Brown ext, grey-green int	C19th	
Mod	U/ tarmac 1610	1609	Stoneware	2	8	2	BS	Hollow ware	Green int & ext	C19th	Probably a bottle or small flagon
Mod	U/ tarmac 1610	1609	Stoneware	1	98	1	Base	Bottle	Pale green glaze int & ext	C19th	
Mod	U/ tarmac 1610	1609	Cane Coloured ware	2	27	2	Rim & BS	Pie dish	U/Dec	C19th	
Mod	U/ tarmac 1610	1609	Cane Coloured ware	1	4	1	Rim	Hollow ware	U/Dec	C19th	
Mod	U/ tarmac 1610	1609	Cane Coloured ware	1	5	1	BS	?Pie dish	U/Dec	C19th	
Mod	U/ tarmac 1610	1609	Slip Banded CC ware	1	2	1	BS	Hollow ware	Thin blue and white slip lines ext	C19th	
Mod	U/ tarmac 1610	1609	Blue Bodied ware	3	15	2	BS	Hollow ware	Relief moulded floral pattern ext	C19th	
Mod	U/ tarmac 1610	1609	Blue Bodied ware	1	2	1	Handle	Hollow ware	Relief moulded handle	C19th	
Mod	U/ tarmac 1610	1609	Sanitary type ware	9	112	8	BS & flakes	U/ID	U/Dec	C20th	Appear to be fragments of a sanitary installation or similar
Mod	U/ tarmac 1610	1609	Whiteware	4	21	4	Base	Dish	U/Dec	C19th	Crazed & discoloured
Mod	U/ tarmac 1610	1609	Bone China	1	19	1	Recessed base	Jar	Relief banded decoration	M - LC19th	
Mod	U/ tarmac 1610	1609	Bone China	1	6	1	Rim & body	Hollow ware	U/Dec	M - LC19th	Tall neck on a globular but irregularly shaped body resembling a small vail; odd
Mod	U/ tarmac 1610	1609	Whiteware	1	7	1	Handle	Mug/Jug	Moulded rope/cable style handle	M - LC19th	

Phase	Group/Feat.	Context	Type	No.	Wt.	ENV	Part	Form	Decoration	Date range	Notes
Mod	U/ tarmac 1610	1609	Whiteware	1	2	1	Fragment	Component	U/Dec	C19th	Disc with central hole and deep groove around outer edge, flanged wheel
Mod	U/ tarmac 1610	1609	Whiteware	1	11	1	Recessed base	Mug	U/Dec	M - LC19th	Beaded base; crazed & discoloured
Mod	U/ tarmac 1610	1609	Whiteware	18	40	18	BS	Hollow ware	U/Dec	M - LC19th	Crazed & discoloured
Mod	U/ tarmac 1610	1609	Whiteware	2	2	1	Rim	Cup/bowl	Fluted body	M - LC19th	Crazed & discoloured
Mod	U/ tarmac 1610	1609	Whiteware	1	2	1	Recessed base	Hollow ware	U/Dec	M - LC19th	Secondarily burnt
Mod	U/ tarmac 1610	1609	Whiteware	1	2	1	Rim	Bowl	U/Dec	M - LC19th	Secondarily burnt
Mod	U/ tarmac 1610	1609	Whiteware	2	3	2	BS	Flatware	U/Dec	M - LC19th	
Mod	U/ tarmac 1610	1609	Whiteware	1	1	1	Rim	Bowl	U/Dec	M - LC19th	
Mod	U/ tarmac 1610	1609	Bone China	5	39	5	Rim & BS	Plate	U/Dec	M - LC19th	
Mod	U/ tarmac 1610	1609	Bone China	7	9	7	Rim & BS	Hollow ware	U/Dec	M - LC19th	
Mod	U/ tarmac 1610	1609	Blue Banded ware	4	14	4	BS	Hollow ware	Blue ext; may be a broad band or an all-over blue body	C19th	
Mod	U/ tarmac 1610	1609	Blue Banded ware	1	28	1	BS	Carinated bowl	Blue band with two thin blue lines below band and above carination	C19th	
Mod	U/ tarmac 1610	1609	Blue Banded ware	3	7	3	BS	Hollow ware	Various combinations of lines and bands	C19th	
Mod	U/ tarmac 1610	1609	Blue Banded ware	3	5	3	Rim	Bowl	Various combinations of lines and bands	C19th	
Mod	U/ tarmac 1610	1609	Blue Banded ware	1	7	1	Semi-recessed base	Hollow ware	Blue ext; may be a broad band or an all-over blue body	C19th	



Phase	Group/Feat.	Context	Type	No.	Wt.	ENV	Part	Form	Decoration	Date range	Notes
Mod	U/tarmac 1610	1609	Sponge Printed ware	3	10	1	Rim	Mug/jug	Floral sponge printed or similar floral pattern ext	c.1840+	
Mod	U/tarmac 1610	1609	TP Whiteware	1	15	1	Rim	Pie dish	Wild Rose border	M - LC19th	
Mod	U/tarmac 1610	1609	Sponged ware	6	15	6	Rim & BS	Cup/bowl	Blue sponged decoration ext	c.1840+	
Mod	U/tarmac 1610	1609	TP Whiteware	2	14	1	Rim	Hollow ware	Chinese border ext; wavy rim	M - LC19th	
Mod	U/tarmac 1610	1609	TP Whiteware	4	12	4	Rim & footring base	Plate	Willow	M - LC19th	
Mod	U/tarmac 1610	1609	TP Whiteware	1	7	1	Rim	Carver/server	Willow	M - LC19th	
Mod	U/tarmac 1610	1609	TP Bone China	1	3	1	BS & handle	Cup	Chinese landscape ext; ?Two Temples	M - LC19th	
Mod	U/tarmac 1610	1609	TP Whiteware	1	3	1	BS	Hollow ware	Geometric Chinese style design ext	M - LC19th	
Mod	U/tarmac 1610	1609	TP Whiteware	1	1	1	Rim	Plate	Wavy edge with moulded dots on rim; Flow Blue curvilinear design int	c.1835+	
Mod	U/tarmac 1610	1609	TP Whiteware	3	3	3	BS	Flatware	U/ID TP designs int	M - LC19th	
Mod	U/tarmac 1610	1609	TP Whiteware	1	4	1	Base	Plate	Chinese landscape int	M - LC19th	
Mod	U/tarmac 1610	1609	TP Whiteware	1	5	1	Rim	Saucer	Floral design int	M - LC19th	
Mod	U/tarmac 1610	1609	TP Whiteware	1	1	1	Rim	Cup/bowl	U/ID TP frieze int & ext	M - LC19th	
Mod	U/tarmac 1610	1609	TP Whiteware	1	2	1	Rim	Flatware	Asiatic Pheasants	M - LC19th	
Mod	U/tarmac 1610	1609	TP Whiteware	1	1	1	BS	Plate	U/ID TP design int	M - LC19th	
Mod	U/tarmac 1610	1609	TP Whiteware	1	2	1	BS	Plate	U/ID TP design int	M - LC19th	
Mod	U/tarmac 1610	1609	TP Whiteware	1	1	1	Rim	Flatware	Relief moulding on rim with blue line around rim	M - LC19th	

Phase	Group/Feat.	Context	Type	No.	Wt.	ENV	Part	Form	Decoration	Date range	Notes
Mod	U/ tarmac 1610	1609	TP Whiteware	2	6	2	Rim & BS	Flatware	Flow Blue floral design int & ext	c.1835+	
Mod	U/ tarmac 1610	1609	TP Whiteware	13	150	1	Rim & BS	Carver/server	Asiatic Pheasants	M - LC19th	
Mod	U/ tarmac 1610	1609	TP Bone China	1	6	1	Rim	Plate	Sepia printed geometric design int	M - LC19th	
Mod	U/ tarmac 1610	1609	Edged ware	1	5	1	Rim	Plate	Moulded 'Grass' pattern rim with green painted edge	c.1810 - c.1830	
Mod	U/ tarmac 1610	1609	TP Bone China	1	2	1	Rim	Saucer/small plate	Blurred print around rim; cellular pattern	M - LC19th	
Mod	U/ tarmac 1610	1609	TP Whiteware	1	2	1	BS	?Bowl	Green printed curvilinear/geometric patterns int & ext	M - LC19th	
Mod	U/ tarmac 1610	1609	Colour Glazed ware	2	4	2	BS	Hollow ware	Relief moulded ext with yellow-green glaze, red int	C19th	
Mod	U/ tarmac 1610	1609	Whiteware	2	3	1	Base	?Flatware	Hand painted floral design int; green, brown and orange plants	C19th	Could be a very light Pearlware
Mod	U/ tarmac 1610	1609	Bone China	1	6	1	Footring base	Plate	Fluted moulding int with hand painted red flowers int	M - LC19th	
Mod	U/ tarmac 1610	1609	Whiteware	1	18	1	Semi-recessed base	Mug/jug	Salmon pink band ext	M - LC19th	
Mod	U/ tarmac 1610	1609	Bone China	1	2	1	Rim	Saucer/dish	Gold over-glaze lines int	M - LC19th	
Mod	U/ tarmac 1610	1609	Bone China	1	3	1	Footring base	Plate	U/Dec	M - LC19th	
Mod	U/ tarmac 1610	1609	Colour Glazed ware	1	6	1	Rim	Lid	U/Dec	C19th	Glaze is actually clear - it is the body that gives the colour
Mod	U/ tarmac 1610	1609	Colour Glazed ware	1	2	1	BS	U/ID	Green glazed ext	C19th	
Mod	U/ tarmac 1610	1609	Whiteware	1	4	1	BS	Flatware	Blobs of colour int; green, red and blue-grey	M - LC19th	
Mod	U/ tarmac 1610	1609	Bone China	1	4	1	BS	Flatware	Geometric overglaze printed linear design; red and green	LC19th - EC20th	

Phase	Group/Feat.	Context	Type	No.	Wt.	ENV	Part	Form	Decoration	Date range	Notes
Mod	U/tarmac 1610	1609	TP Whiteware	1	1	1	BS	Flatware	Green printed design (U/ID) int	M - LC19th	
Mod	U/tarmac 1610	1609	Colour Glazed ware	1	1	1	Flake	U/ID	Dark glaze on white body	C19th	
U/P	Fill 1667	1703	Bone China	1	4	1	Rim	Cup	Relief moulded curvilinear design ext	M - LC19th	
U/P	Fill 1667	1703	Bone China	1	1	1	BS	Hollow ware	Relief moulded design ext	M - LC19th	
U/P	Fill 1667	1703	TP Whiteware	1	36	1	Rim	Carver/server	Asiatic Pheasants	M - LC19th	
U/P	Fill 1667	1703	Banded ware	4	3	4	BS	Hollow ware	Blue band with thin brown line ext	C19th	
U/P	Fill 1667	1703	Cane Coloured ware	1	3	1	BS	Hollow ware	U/Dec	C19th	
U/P	Fill 1667	1703	TP Whiteware	1	1	1	BS	Flatware	Willow	M - LC19th	
U/P	Fill 1667	1703	Whiteware	5	8	5	BS	Flatware	U/Dec	M - LC19th	
U/P	Fill 1667	1703	Creamware	1	1	1	Flake	U/ID	U/Dec	c.1740 - c.1820	
U/P	Fill RT 1751	1747	URE	3	133	2	BS	Hollow ware	U/Dec	C19th	Could be a large horticultural vessel
U/P	Fill RT 1751	1747	URE	1	120	1	Rim	Jar	Clubbed rim with groove ext	C19th	Could be a large horticultural vessel
U/P	Fill RT 1751	1747	BGCW	1	37	1	BS	Pantheon	Brown glaze int	C18th - C19th	
U/P	Fill RT 1751	1747	BSGSW	1	8	1	BS	Hollow ware	Rouletted line ext with stamped star designs ext	C19th	
U/P	Fill RT 1751	1747	Sponged ware	1	1	1	Rim	Saucer	Blue sponged decoration int	c.1830+	
U/P	Fill RT 1751	1747	Sponged ware	1	3	1	BS	Hollow ware	Blue sponged decoration ext	c.1830+	
U/P	Fill RT 1751	1747	Blue Banded ware	1	1	1	BS	Hollow ware	Blue slip lines ext	C19th	
U/P	Fill RT 1751	1747	Blue Banded ware	1	3	1	BS	Hollow ware	Blue band and lines ext	C19th	
U/P	Fill RT 1751	1747	TP Whiteware	1	39	1	Base	Mug/jug	Pattern of green ivy leaves ext	M - LC19th	
U/P	Lens	2227	BGCW	2	31	1	BS	Hollow ware	Brown glaze int & ext	LC17th - C18th	Distinctive red and white streaky fabric with quartz and round red grit; glaze appears to be weathered or burnt

Phase	Group/Feat.	Context	Type	No.	Wt.	ENV	Part	Form	Decoration	Date range	Notes
U/P	Lens	2227	WGSW	1	1	1	BS	Flatware	U/Dec	c.1720 - c.1780	
U/P	Made Ground	1624	Blue Banded ware	1	4	1	BS	Hollow ware	Blue bands ext	C19th	
U/P	Made Ground	1624	Stoneware	1	31	1	Base	Bottle	U/Dec	C19th	
U/P	Made Ground	1624	BSGSW	1	9	1	BS	Hollow ware	U/Dec	C18th - EC19th	
U/P	Made Ground	1624	BGCW	1	8	1	BS	Bowl/pancheo n	Brown glaze int	C18th - C19th	
U/P	Made Ground	1624	?Creamware	1	2	1	BS	Plate	U/Dec	C18th - EC19th	Heavily burnt and completely discoloured
U/P	Made Ground	1624	?Whiteware	1	18	1	Base	Flatware	U/Dec	C19th	Heavily burnt and completely discoloured; part of illegible stamp on underside
U/P	Made Ground	1624	?Whiteware	1	4	1	Base	Flatware	U/Dec	C19th	Heavily burnt and discoloured
U/P	Made Ground	1624	Mocha ware	2	2	2	BS	Hollow ware	Blue Mocha tree on a white slip band	C19th	Cane Coloured body
U/P	Made Ground	1624	Slip Banded CC ware	1	2	1	Rim	Bowl	Brown slip band below rim and white slip line on body	C19th	
U/P	Made Ground	1624	Edged ware	1	5	1	Rim	Bowl	Raised blue blobs on rim with blue paint	EC19th	
U/P	Made Ground	1624	BSGSW	1	4	1	BS	Hollow ware	Moulded line ext	C19th	
U/P	Made Ground	1624	?Whiteware	1	1	1	Rim	Plate	Relief moulded pattern around rim	C19th	Heavily burnt and completely discoloured; could be Creamware
U/P	Made Ground	1624	Stoneware	1	3	1	BS	Hollow ware	U/Dec	C19th	
U/P	Made Ground	1624	TP Whiteware	1	2	1	Rim	Saucer	U/ID TP design around rim	M - LC19th	
U/P	Made Ground	1624	TP Whiteware	1	2	1	BS	Saucer	U/ID TP design int	M - LC19th	Could be Pearlware
U/P	Made Ground	1624	Creamware	1	4	1	Recessed base	Hollow ware	U/Dec	c.1740 - c.1820	Crazed and discoloured with angular base
U/P	Made Ground	1624	?Creamware	1	2	1	Rim	Bowl	U/Dec	c.1740 - c.1820	Not typical Creamware
U/P	Made Ground	1624	Creamware	1	1	1	Rim	Hollow ware	U/Dec	c.1740 - c.1820	Very small beaded rim
U/P	Made Ground	1624	?Whiteware	2	1	2	BS	U/ID	U/Dec	C19th	Very small sherds

Phase	Group/Feat.	Context	Type	No.	Wt.	ENV	Part	Form	Decoration	Date range	Notes
U/P	Made Ground	1624	Cane Coloured ware	1	1	1	BS	Hollow ware	U/Dec	C19th	
U/P	Made Ground	2217	BGCW	2	8	2	BS	U/ID	Brown glaze int & ext	C18th - C19th	Very heavily water worn; rounded edges and polished surfaces
U/P	Made Ground	2217	BGCW	1	2	1	BS	Hollow ware	Black glaze int & ext	C18th - EC19th	
U/P	Made Ground	2217	Blackware	1	3	1	BS	Hollow ware	Black glaze int & ext	C17th	
U/P	Made Ground	2217	BSGSW	1	5	1	Rim	Bowl/potting er	Everted rim with double incised line below rim	C18th	
U/P	Made Ground	2217	BSGSW	1	1	1	BS	Hollow ware	U/Dec	C18th - EC19th	Slight water abrasion on edges
U/P	Made Ground	2217	BSGSW	3	9	1	BS	Hollow ware	U/Dec	C18th - EC19th	Freshly broken
U/P	Made Ground	2217	BSGSW	1	11	1	BS	Hollow ware	U/Dec	C18th - C19th	
U/P	Made Ground	2217	Creamware	1	3	1	Rim	Plate	Beaded rim	c.1740 - c.1820	
U/P	Made Ground	2217	Creamware	16	42	1	Base & BS	Mug/jug	Blue-grey band around body and moulded handle terminal	c.1740 - c.1820	Glazed surfaces heavily damaged; water damage?; see also 2189 for a similar sherd
U/P	Pit 1702=1666	1667	Sponged ware	1	2	1	Rim	Cup/bowl	Blue sponging ext	c.1830+	
U/P	Pit 1702=1666	1667	TP Whiteware	1	5	1	BS	Hollow ware	Small part of U/ID design ext	M - LC19th	
U/P	Pit 1702=1666	1667	TP Whiteware	1	1	1	Flake	Flatware	Willow	M - LC19th	
U/P	Pit 1702=1666	1667	Cane Coloured ware	1	3	1	BS	Hollow ware	U/Dec	C19th	
U/P	Pit 1702=1666	1667	Cane Coloured ware	1	3	1	BS	Hollow ware	Thin white slip lines ext	C19th	
U/P	U/ID	149	Edged ware	2	10	1	Rim	Plate	Very dark blue painted edge with very shallow relief moulded rim	EC19th	Not standard Edged ware
U/P	U/ID	149	Sponged ware	2	9	1	Rim	Hollow ware	Blue sponging ext and partially int	c.1830+	
U/P	U/ID	149	Cane Coloured ware	1	39	1	Footed base	Hollow ware	U/Dec	C19th	Splayed ring foot base

Phase	Group/Feat.	Context	Type	No.	Wt.	ENV	Part	Form	Decoration	Date range	Notes
U/P	U/ID	149	Slip Banded ware	1	7	1	Rim	Hollow ware	Slightly everted rim; three white slip lines ext	C19th	
U/P	U/ID	149	Mocha ware	1	5	1	BS	Hollow ware	Blue Mocha tree on a white slip band	C19th	
U/P	U/ID	149	Cane Coloured ware	2	4	2	BS	Hollow ware	U/Dec	C19th	
U/P	U/ID	149	Relief Banded ware	1	2	1	BS	Hollow ware	Raised bands ext	C19th	
U/P	U/ID	149	Bone China	1	3	1	Handle	Cup	U/Dec	M - LC19th	
U/P	U/ID	149	BSGSW	1	29	1	Base	Small jar	U/Dec	C19th	
U/P	U/ID	149	BSGSW	1	5	1	Rim	Dish	U/Dec	C19th	Sharply everted, flat-topped rim
U/P	U/ID	149	BSGSW	1	15	1	Base	Jar	U/Dec	C19th	
U/P	U/ID	149	BSGSW	1	6	1	BS	Hollow ware	Incised line ext	C19th	
U/P	U/ID	149	Colour Glazed ware	1	16	1	Rim	Lid	Light brown mottled glaze int & ext	C19th	
U/P	U/ID	149	Colour Glazed ware	1	6	1	Handle	Jug/teapot	Ridges and grooves up and down handle	C19th	
U/P	U/ID	149	TP Whiteware	1	10	1	Handle	Jug/teapot	Moulded handle with TP floral design on spine of handle	M - LC19th	
U/P	U/ID	149	Banded ware	1	5	1	BS	Mug	Blue band with brown slip lines below; ridges & grooves around base	C19th	
U/P	U/ID	149	Sponged ware	1	2	1	BS	Hollow ware	Blue sponging int	c.1830+	
U/P	U/ID	149	TP Whiteware	1	3	1	BS	Plate	Willow	M - LC19th	
U/P	U/ID	149	TP Whiteware	1	6	1	Footring base	Plate	Floral / garden design	M - LC19th	
U/P	U/ID	149	TP Whiteware	1	3	1	Base	Flatware	Purple floral design int	M - LC19th	
U/P	U/ID	149	Pearlware	2	6	2	BS	Flatware	U/Dec	c.1780 - c.1840	
U/P	U/ID	149	Whiteware	1	2	1	Spout	Jug	White spout, blue body, red painted design on spout	C19th	
U/P	U/ID	166	Bone China	1	2	1	BS	Hollow ware	U/Dec	C19th	
U/P	U/ID	166	BSGSW	1	10	1	Base	Dish/bowl	Footed base with groove above	LC18th - C19th	

Phase	Group/Feat.	Context	Type	No.	Wt.	ENV	Part	Form	Decoration	Date range	Notes
U/P	U/ID	2027	BGCW	1	23	1	BS	Pancheon	Brown glaze int only	C18th - C19th	Probable pot disc; 48mm diam
U/P	U/ID	2027	BGFW	1	9	1	BS	Hollow ware	Brown glaze int & ext	C18th - EC19th	
U/P	U/ID	2027	TP Whiteware	1	3	1	Base	Pie dish	Willow int	M - LC19th	
U/P	U/ID	2027	Whiteware	1	11	1	Recessed base	Mug/jug	U/Dec	M - LC19th	
U/P	U/ID	2027	Whiteware	1	5	1	Rim	Plate	Relief moulded rose pattern around rim int	M - LC19th	
U/P	U/ID	2027	Whiteware	1	1	1	BS	Hollow ware	U/Dec	M - LC19th	
U/P	U/ID	2056	Midlands Purple type ware	1	15	1	Lid seated rim	Hollow ware	Purple glaze ext	LC15th - C16th	Dense, semi-vitrified reduced fabric with quartz and black grit; lid-seated rim slightly distorted
U/P	U/ID	2121	?BGCW	1	3	1	BS/Flake	?Pancheon	Red slip ext	C18th - C19th	Internal surface entirely removed
U/P	U/ID	2121	BGFW	1	1	1	Rim	Dish/bowl	Brown glaze int & ext	LC17th - C18th	Oxidised fabric with round red grit & quartz
U/P	U/ID	2121	BSGSW	1	1	1	BS	Hollow ware	U/Dec	C18th	
U/P	U/ID	2121	Creamware	1	1	1	BS	Hollow ware	U/Dec	c.1740 - c.1820	
U/P	U/ID	2121	Creamware	1	2	1	BS	Flatware	U/Dec	c.1740 - c.1820	Unusual fracture
<b>Total</b>				<b>2986</b>	<b>29235</b>	<b>2801</b>					

Table 2. The pottery assemblage from Area E and Trench 3

Phase	Context	Type	No.	Wt.	ENV	Part	Form	Decoration	Date range	Notes
1	1880	Mottled ware	1	4	1	Base	Hollow ware	U/Dec	C18th	
2	1850	?Slipware	1	10	1	BS	?Dish	Interior surface almost entirely removed, traces of white slip remain	LC17th - C18th	
2	1850	BGFW	2	6	2	BS	U/ID	Brown glazed	C17th - C18th	Very heavily water-worn; little more than rounded lumps
2	1850	BGFW	1	19	1	Rim	Jar	Brown glaze int & ext	LC17th - C18th	Small clubbed rim
2	1850	BGFW	1	10	1	Rim	Jar	Brown glaze int & ext	LC17th - C18th	Slightly everted rim
2	1850	BGFW	4	13	4	BS	Hollow ware	Brown glaze int & ext	LC17th - C18th	

Phase	Context	Type	No.	Wt.	ENV	Part	Form	Decoration	Date range	Notes
2	1850	Redware	1	87	1	Rim	Dish	Clear glaze int	C17th - EC18th	Overhanging rounded rim
2	1850	Slipware Type 1	1	25	1	Rim	Dish/bowl	Clear glaze int with white trailed slip decoration	C17th - EC18th	Slight water abrasion
3	1849	BGCW	1	8	1	BS	Hollow ware	Brown glaze int & ext	C18th - EC19th	
3	1849	BSGSW	1	1	1	BS	Hollow ware	U/Dec	C18th	
3	1849	Mottled Coarseware	2	17	2	BS	Bowl/dish	Mottled glaze int only	C18th	
3	1849	Mottled ware	1	2	1	BS	Hollow ware	Raised ridges ext; mottled glaze int & ext	C18th	
3	1849	Redware	1	33	1	BS	Pancheon	Clear glaze on red slip on an orange body	C17th - EC18th	Slightly unusual to have red slip on a Redware
3	1849	Slipware	1	8	1	BS	Dish	Tri-coloured slip int; white, red-brown & brown curvilinear design	C18th	Press moulded dish
3	1866	?Redware	2	59	1	Rim	Dish/pancheon	Sharp everted narrow rim, profiled int	LC17th - C18th	Abraded edges, no glaze survives int, probably water-worn; fresh break
3	1866	BGCW	1	118	1	BS	Jar	Brown glaze int & ext, some rilling int	C18th - C19th	
3	1866	Coarse Mottled ware	19	522	14	Base & BS	Cistern	Mottled glaze int & ext	C18th	Could be BGCW; spigot hole in lower body
3	1866	Late Blackware	1	17	1	BS	Hollow ware	Black glaze int & ext	C18th	
3	1866	Mottled ware	1	39	1	Base	Hollow ware	Mottled glaze int & ext	C18th	Footed base
4	1844	BGCW type	2	17	1	Rim	Jar	Brown glaze int & ext	C18th	
4	1844	Redware	1	112	1	Base	Dish	Clear glaze int	C17th - EC18th	Knife trimmed ext
4	1845	Blue Banded ware	1	3	1	Rim	Bowl	Diffuse pale blue band below rim	C19th	
4	1845	Bone China	1	10	1	Handle	Jug	Raised ridge on spine of handle	M - LC19th	
4	1845	Colour Glazed ware	1	4	1	Handle	Jug	Blue glaze all over	M - LC19th	
4	1845	Colour Glazed ware	1	1	1	Handle	Cup	Green all over	M - LC19th	
4	1845	Creamware	1	4	1	Rim	Plate	U/Dec	c.1740 - c.1820	Pale Creamware



Phase	Context	Type	No.	Wt.	ENV	Part	Form	Decoration	Date range	Notes
4	1845	Fine Redware	1	10	1	Recessed base	Hollow ware	Clear glaze int & ext on a very fine red body	C19th	
4	1845	Mottled ware	1	10	1	Base	Hollow ware	Mottled glaze int only	C18th	Black deposit ext
4	1845	Mottled ware	1	4	1	BS	Hollow ware	Mottled glaze int	C18th	
4	1845	Mottled ware	1	15	1	Base	Hollow ware	Mottled glaze int only	C18th	Small foot to base
4	1845	Redware	1	42	1	BS	Dish/pancheon	Clear glaze on thin red slip on a pale body	LC17th - C18th	Chipped and abraded externally
4	1845	TP Whiteware	1	9	1	Lid	Teapot	Single green line around edge of lid	M - LC19th	
4	1845	TP Whiteware	2	14	2	Base	Carver/server	Willow	M - LC19th	Crazed & discoloured; thicker than a plate
4	1845	TP Whiteware	1	6	1	Spout	Jug	Floral design ext	M - LC19th	
4	1845	Whiteware	1	2	1	Footring base	Plate	Thin green line int	M - LC19th	
4	1863	BGFW	1	14	1	Base	Hollow ware	Patchy brown glaze ext, brown glaze int	LC17th - C18th	Soft orange fabric
4	1863	Blackware	2	6	2	BS	Hollow ware	Black glaze int & ext	C17th	
4	1863	Redware	1	36	1	BS	Dish	Clear glaze int only, red slip ext	C17th - EC18th	
5	399	BGCW	1	39	1	Rim	?Jar	Brown glaze int below rim	C18th - C19th	External bulge of rim removed
5	399	Bone China	1	15	1	Rim	Plate	U/Dec	C19th	
5	399	BSGSW	2	5	2	BS	Hollow ware	U/Dec	C18th - C19th	Smaller vessel
5	417	BSGSW	2	8	2	Rim	Bowl	U/Dec	LC18th - C19th	Folded clubbed rim
5	417	BSGSW	2	13	1	BS	Hollow ware	U/Dec	LC18th - C19th	
5	421	BGCW	1	129	1	BS	Pancheon	Brown glaze int only; rilled ext	C18th - C19th	
5	421	BGCW	1	33	1	BS	Dish/pancheon	Red slip int under glaze	C18th - C19th	Streaky fabric
5	421	BGFW	1	18	1	BS	Hollow ware	Brown glaze int & ext	C18th - C19th	Probable pot disc
5	459	BSGSW	1	6	1	BS	Hollow ware	U/Dec	LC18th - C19th	
5	459	Cane Coloured ware	1	1	1	BS	Hollow ware	U/Dec	C19th	
5	459	Whiteware	1	1	1	BS	Flatware	U/Dec	C19th	Flaked & abraded

Phase	Context	Type	No.	Wt.	ENV	Part	Form	Decoration	Date range	Notes
5	485	Redware	1	114	1	Rim	Dish/pancheon	Clear glaze int only; round rim with groove int	C17th - EC18th	
5	503	Slip Coated ware	1	15	1	Base	Hollow ware	Red slip int & ext on a white fabric under clear glaze	C18th	Black deposit on underside of base
5	1782	BSGSW	1	109	1	Rim	Bowl	Clubbed rim; Stamped and moulded wavy lines ext	C19th	Brown ext, grey int
5	1782	BSGSW	1	3	1	Rim	Dish/bowl	Small beaded rim	C18th	Very thin walled sherd
5	1782	BSGSW	1	2	1	BS	Hollow ware	Brown int & ext	C18th - C19th	
5	1782	Creamware	1	6	1	Rim	Plate	U/Dec	c.1740 - c.1820	
5	1782	Creamware	1	3	1	Rim	Dish/bowl	U/Dec	c.1740 - c.1820	
5	1782	Porcelain	1	2	1	Rim	Cup/bowl	Blue printed Chinese landscape with figure ext; blue line inside rim	C19th	
5	1782	TP Whiteware	1	3	1	Footring base	Plate	Willow	M - LC19th	
5	1782	TP Whiteware	1	11	1	Rim	Bowl	U/ID TP design int	LC19th - EC20th	
5	1782	WGSW	1	1	1	BS	Plate	Seed/barley moulded decoration	c.1720 - c.1780	
5	1786	Late Blackware	6	200	1	Profile	Porringer	Black glaze int & partially ext	C18th	Complete except for handle & freshly broken; Draw?
5	292 =1502	BSGSW	1	3	1	BS	Hollow ware	Line of small moulded circles/bosses ext	LC18th - C19th	
5	292 =1502	Creamware	2	22	1	Handle	Hollow ware	U/Dec	c.1740 - c.1820	Loop handle
5	292 =1502	Creamware	2	3	2	BS	Hollow ware	U/Dec	c.1740 - c.1820	
5	504 =1802	URE	1	23	1	BS	Hollow ware	Two incised lines ext	C18th - C19th	Chipped and abraded
5	507 =1799	BGCW	2	20	2	BS	Hollow ware	Patchy brown glaze int & ext	C17th - C18th	Early BGCW
5	507 =1799	BGCW type	1	71	1	Rim	Jar	Thumb impressed strip around rim	C17th - EC18th	Clubbed rim
5	507 =1799	Blackware	1	3	1	Rim	Hollow ware	Black glaze int & ext	C17th	
5	507 =1799	Cistercian/Black ware	1	5	1	Handle	Hollow ware	Matte finish, probably overfired	C16th - C17th	

Phase	Context	Type	No.	Wt.	ENV	Part	Form	Decoration	Date range	Notes
5	507 =1799	Mottled Coarseware	1	105	1	Rim	Jar	Parallel incised lines on body; mottled brown glaze int & ext	C17th - C18th	Clubbed rim with shallow groove int
5	507 =1799	Redware	2	29	2	BS	Dish	Clear glaze int on orange body	C17th - EC18th	
5	507 =1799	Tin Glazed Earthenware	1	8	1	BS	Hollow ware	White glaze with unusual brown mottling, probably accidental	C17th - C18th	
6	1613	BSGSW	1	1	1	Rim	Mug	U/Dec	C18th	Very thin walled vessel, plain rim
6	1613	Late Blackware	4	15	4	BS	Hollow ware	Black glaze int & partially ext	C18th	
6	1613	Redware	1	13	1	BS	Dish	Clear glaze int	C17th - EC18th	
6	1613	Redware	1	15	1	Handle	?Jug	Clear glaze ext	C17th - EC18th	An unusual form in Redware
6	1613	Relief Banded ware	5	6	1	Rim	Hollow ware	Low relief bands ext	C19th	
6	1613	Stoneware	1	25	1	Rim	Jar	Flanged rim with applied & impressed sprigs	LC17th - C18th	Probably Westerwald stoneware; see context 420 for similar but non-joining sherds
6	1613	TGE	1	1	1	BS	Hollow ware	Blue bands ext	C17th - C18th	
6	1613	TP Whiteware	1	4	1	Rim	Hollow ware	Blue printed Chinese style border int, landscape ext but overprinted with black design	M - LC19th	Unusual printing
6	1644	Cistercian ware	1	1	1	Rim	Cup/tyg	Black glaze int & ext	c.1450 - c.1600	
6	1754	Late Blackware type	1	3	1	Base	Hollow ware	Black glaze int only	C18th	White fabric
6	1757	URE	1	89	1	Base	Flowerpot	U/Dec	C18th - EC19th	Perforated base; early flowerpot
6	1757	URE	1	3	1	Flake	Hollow ware	U/Dec	C18th - C19th	
8	1792	BGCW	1	38	1	BS	Hollow ware	Mottled brown glaze int & ext	C18th - EC19th	
8	1792	Edged ware	1	1	1	Rim	Plate	Moulded 'Grass' pattern with blue paint	c.1810 - c.1830	
5 / U/P	1799	?Cistercian ware	1	3	1	BS	Hollow ware	Black glaze int & ext	c.1450 - c.1600	Could be Blackware

Phase	Context	Type	No.	Wt.	ENV	Part	Form	Decoration	Date range	Notes
5 / U/P	1799	BGCW type	1	10	1	BS	Hollow ware	Brown glaze int	LC17th - C18th	
5 / U/P	1799	Coarse Blackware	1	6	1	Rim	Jar	Brown glaze int & on rim	C18th	Clubbed rim
5 / U/P	1799	Late Blackware	2	21	1	BS	Hollow ware	Black glaze int & partially ext	C18th	
5 / U/P	1799	Redware	1	57	1	BS	Pancheon	Clear glaze int only	C17th - EC18th	
5 / U/P	1799	Slip Coated ware	1	9	1	Handle	Porringer/jug	Red slip on a white body giving a red-brown finish	C18th	
5 / U/P	1799	Slip Coated ware	1	2	1	Handle	Hollow ware	Groove down centre of handle	C18th	
5 / U/P	1799	Slip Coated ware	1	1	1	BS	Hollow ware	Red slip on a white body giving a red-brown finish	C18th	
5 / U/P	1801	BSGSW	2	3	1	BS	Hollow ware	U/Dec	C18th	
5 / U/P	1801	Slip Coated ware	1	1	1	Rim	Small jar	White slip int & ext on a red body giving a yellow finish	LC17th - C18th	Small beaded rim; ?Ointment pot
5 / U/P	1801	TGE	2	6	1	Rim	Dish/bowl	Broad blue lines int	C17th - EC18th	Everted rim
5 / U/P	504 =1802	BGCW	1	34	1	Base	Jar	Brown glaze int & ext	LC17th - C18th	Early BGCW, flat base
5 / U/P	504 =1802	BGCW	3	14	3	BS	Hollow ware	Brown glaze int & ext	LC17th - C18th	Early BGCW
5 / U/P	504 =1802	BGCW	1	14	1	BS/Handle	Jar	Brown glaze int & ext	LC17th - C18th	Could be a pot disc
5 / U/P	504 =1802	BSGSW	1	1	1	BS	Hollow ware	U/Dec	C18th - EC19th	
5 / U/P	504 =1802	Slipware	1	8	1	Rim	Dish	Pie-crust rim, feathered brown and white decoration int	C18th	
5 / U/P	504 =1802	Stoneware	1	8	1	Rim	Jar	U/Dec	?C18th	Unglazed matte finish; clubbed rim
PalChan	1970	BGCW type	1	5	1	BS	Hollow ware	Patchy brown glaze int, mottled brown ext	LC17th - C18th	Soft red fabric
PalChan	1970	Blackware	1	8	1	Rim	Jar	Black glaze int & ext	C17th - EC18th	Could be Late Blackware but fabric is close to Blackware

Phase	Context	Type	No.	Wt.	ENV	Part	Form	Decoration	Date range	Notes
PalChan	1970	BSGSW	1	14	1	Rim	Porringer	Everted rim with ridge at junction with body; faint incised lines on body	C18th	
PalChan	1970	Slipware Type 1	1	11	1	Base	Dish	White slip int; glaze removed by abrasion	C17th - EC18th	Knife trimmed ext
U/P	435	Colour Glazed ware	4	74	3	Rim & BS	Teapot	Relief moulded leaf and flower motif; brown glaze int & ext	C19th	Lid seated rim
U/P	435	Colour Glazed ware	2	7	1	BS	Hollow ware	Brown 'Rockingham' style glaze int & ext	C19th	
U/P	438	BGCW	1	14	1	BS	Dish/bowl	Brown glaze int & partially ext	LC18th - C19th	
U/P	438	TP Whiteware	1	10	1	Rim	Plate	Willow	M - LC19th	
U/P	475	Bone China	1	3	1	Rim	Cup/bowl	Two Temples	M - LC19th	
U/P	493	BGCW	2	49	1	Base	Hollow ware	Brown glaze int & ext; patchy	C18th	Footed base
U/P	1625	BGCW	1	215	1	Base	Jar	Black glaze int only	C18th - EC19th	Rilled int
U/P	1625	BGCW	1	32	1	BS	Pantheon	Brown glaze int only	C18th - C19th	
U/P	1625	BGCW	2	48	2	BS	Hollow ware	Brown glaze int & ext	C18th - C19th	
U/P	1625	BGFw	1	12	1	BS	Hollow ware	Brown glaze int only	C18th - C19th	
U/P	1625	Cistercian ware	2	4	1	Rim	Cup/tyg	Black glaze int & ext	c.1450 - c.1600	Could be Blackware but finish looks more like Cw
U/P	1805	Mottled ware	1	1	1	BS	Hollow ware	Mottled glaze int & ext	C18th	
U/P	U/S	TP Whiteware	1	27	1	Base	Carver/server	Willow	M - LC19th	
U/P	U/S	Whiteware	1	14	1	BS	Hollow ware	U/Dec	M - LC19th	
		<b>Total</b>	<b>179</b>	<b>3307</b>	<b>154</b>					

Table 3. The pottery assemblage from Area F

Context	Type	No.	Wt.	ENV	Part	Form	Decoration	Date range	Notes
1001	BGCW	5	51	3	Rim & BS	Dish	Brown glaze int; groove around outer edge of rim	C18th - C19th	
1001	Bone China	1	2	1	Footring base	Plate	U/Dec	M - LC19th	
1001	Sponged ware	4	18	4	Rim & BS	Plate	Dark Flow Blue sponged decoration	c.1835+	

Context	Type	No.	Wt.	ENV	Part	Form	Decoration	Date range	Notes
1001	TP Whiteware	2	4	2	BS	Flatware	Willow	M - LC19th	
1001	TP Whiteware	1	1	1	Rim & BS	Bowl	Floral border with dark blue line	M - LC19th	?Italian Views border; some water abrasion
1010	BSGSW	1	134	1	Rim & BS	Jar	Rouletted band below clubbed rim; stamped wavy lines on body	C19th	Globular jar with folded rim
1069	Colour Glazed ware	1	3	1	BS	Bowl	Dark blue glaze int & ext	C19th	
<b>Total</b>		<b>15</b>	<b>213</b>	<b>13</b>					

Table 4. The pottery assemblage from Trench 1

Context	Type	No.	Wt.	ENV	Part	Form	Decoration	Date range	Notes
158	Bone China	2	5	1	Handle	Cup	U/Dec	C19th	
158	Bone China	1	3	1	Rim	Cup	Fluted body; grey TP Fibre/Sea Grass pattern	LC19th - EC20th	
158	Mocha ware	1	7	1	Rim	Bowl	Blue mocha tree on a white slip band	C19th	
158	Stoneware	4	196	1	Profile	Dog bowl	Brown ext, green int	C19th	Inturned rim bowl
158	TP Whiteware	1	4	1	BS	Hollow ware	Stylised leaf and flower design int & ext	c.1835+	Flow Blue pattern
158	TP Whiteware	1	6	1	BS	Plate	Albion	M - LC19th	
158	TP Whiteware	1	3	1	Rim	Plate	Albion	M - LC19th	
158	Whiteware	1	11	1	Footring base	Plate	Moulded fluting int	LC19th - EC20th	
158	Whiteware	1	4	1	BS	Hollow ware	U/Dec	LC19th - EC20th	
187	?Pearlware	1	1	1	BS	Flatware	U/Dec	c.1780 - c.1840	Very small sherd
187	BGCW	1	30	1	Rim	Bowl/dish	Brown glaze int	LC18th - C19th	
187	Cane Coloured ware	1	15	1	Handle	Mug	U/Dec	C19th	
187	Creamware	1	8	1	Rim	Bowl	U/Dec	c.1740 - c.1820	
187	Creamware	1	6	1	Flat base	Pie dish	U/Dec	c.1740 - c.1820	
187	Edged ware	2	17	2	Rim	Plate	Moulded 'Grass' pattern with blue paint	c.1810 - c.1830	Large plate or server
187	Stoneware	1	81	1	BS	Flagon	Incised curvilinear design ext; green ext, brown int	M - LC19th	
187	TP Whiteware	1	35	1	Rim	Carver/server	Willow	M - LC19th	

Context	Type	No.	Wt.	ENV	Part	Form	Decoration	Date range	Notes
187	TP Whiteware	1	8	1	Base	Mug	Double raised ridges above footed base; dark Flow Blue pattern, probably Willow	c.1835+	
187	TP Whiteware	1	3	1	BS	Hollow ware	Black printed leaf & tendrill motif with extensive bluing int & ext	c.1835+	
187	Whiteware	3	60	2	Flat base	Pie dish	U/Dec	M - LC19th	
U/S	BGFW	1	24	1	BS	Hollow ware	Brown glaze int & ext	LC18th - C19th	
U/S	Blue Banded ware	1	7	1	Rim	Bowl	Thin blue line below rim, broad blue band on body	C19th	
U/S	Cane Coloured ware	1	67	1	Ring foot base	Bowl	Three raised ridges above ring foot base	M - LC19th	
U/S	Edged ware	2	8	2	BS	Plate	Moulded Grass pattern rim with blue paint	c.1810 - c.1830	
U/S	TP Bone China	1	23	1	Profile	Plate	Two Temples	M - LC19th	
U/S	TP Whiteware	1	8	1	Footring base	Plate	Asiatic Pheasants	M - LC19th	
U/S	TP Whiteware	1	1	1	Flat base	Plate	Willow	M - LC19th	
U/S	Whiteware	1	9	1	Ring foot base	Cup/bowl	U/Dec	M - LC19th	
U/S	Whiteware	3	42	1	Profile	Pot lid	ANCHOVY PASTE for TOAST BISCUIT / SAUCES with elaborate crown motif	M - LC19th	See Plate 18
U/S	Whiteware	5	62	1	Rim	Pie dish	U/Dec	MC19th - EC20th	
U/S	Whiteware	1	120	1	Ring foot base	Bowl	U/Dec	MC19th - EC20th	?Chamberpot
U/S	Whiteware	1	29	1	Rim	Bowl	U/Dec	MC19th - EC20th	?Chamberpot; sharply everted rim
U/S	Whiteware	1	5	1	BS	Hollow ware	U/Dec	M - LC19th	
U/S	Whiteware	1	203	1	Profile	Bottle	U/Dec	M - LC19th	Short white bottle
	<b>Total</b>	<b>48</b>	<b>1111</b>	<b>37</b>					

Table 5. The pottery assemblage from Trench 2 with proposed ceramic phases

C-Phase	Context	Type	No.	Wt.	ENV	Part	Form	Decoration	Date range	Notes
---------	---------	------	-----	-----	-----	------	------	------------	------------	-------

C-Phase	Context	Type	No.	Wt.	ENV	Part	Form	Decoration	Date range	Notes
1	192	BGCW	1	137	1	BS	Pantheon	Brown glaze int only	C17th - C18th	Bright orange fabric with quartz and occasional large red incs
1	192	BSGSW	2	178	1	Base	Hollow ware	U/Dec	C18th - C19th	Footed base
1	192	BSGSW	1	6	1	BS	Hollow ware	U/Dec	C18th - C19th	
1	192	Creamware	1	14	1	Ring foot base	Bowl	U/Dec	c.1740 - c.1820	Angular ring foot base
1	192	Late Blackware type	1	42	1	BS	Jar/bowl	Black glaze int & partially ext	C17th - EC18th	A very hard dark red fabric with occasional white incs
1	192	WSGSW	1	4	1	Rim	Bowl	Overhanging rim; single incised line on body	c.1720 - c.1780	
1	263	BGFW	1	1	1	BS	Hollow ware	Brown glaze int & ext	C18th - EC19th	
1	263	Late Blackware	2	3	2	BS	Hollow ware	Brown glaze int & partially ext	C18th	
1	265	BGFW	1	7	1	Rim	Hollow ware	Brown glaze int; teo impressed lines ext	C17th - C18th	Small everted rim
1	265	BGFW	1	1	1	BS	Hollow ware	Brown glaze int & ext	C17th - C18th	
1	265	BGFW type	1	1	1	BS	Hollow ware	Mottled brown glaze ext only	C17th - C18th	Could be a bottle or costrel
1	265	Blackware	1	58	1	Base	Tall cup	U/Dec	C17th	Splayed base, two handle stumps
1	265	Creamware	1	2	1	BS	Bowl	U/Dec	c.1740 - c.1820	
1	265	Tin Glazed Earthenware	3	2	1	BS	Cup/bowl	Blue-white tin glaze int; remainder of glaze removed by abrasion	C17th - C18th	
1	272	Creamware	2	7	2	BS	Mug/jug	Brown glaze ext on a Creamware body	c.1740 - c.1820	
1	272	Late Blackware	1	3	1	BS	Hollow ware	Brown glaze int & ext	C18th	
2	148	Blue Banded ware	2	5	2	BS	Hollow ware	Blue bands and lines ext	C19th	
2	148	Blue Banded ware	1	4	1	BS	Hollow ware	Broad blue band ext	C19th	
2	148	BSGSW	1	13	1	BS	Hollow ware	Rouletted line with stamped decoration on body	LC18th - C19th	
2	148	BSGSW	1	7	1	BS	Hollow ware	U/Dec	LC18th - C19th	



C-Phase	Context	Type	No.	Wt.	ENV	Part	Form	Decoration	Date range	Notes
2	148	Cane Coloured ware	1	15	1	BS	Hollow ware	U/Dec	C19th	
2	148	Pearlware	1	2	1	BS	Hollow ware	Relief moulded daisy pattern ext	c.1780 - c.1840	
2	148	Sponged ware	1	8	1	Ring foot base	Cup/bowl	Blue sponging on body ext	c.1830+	Rounded ring foot base
2	148	Stoneware	1	9	1	BS	Hollow ware	U/Dec	C19th	
2	148	TP Pearlware	1	3	1	Footring base	Plate	U/ID TP design int	c.1780 - c.1840	
2	148	TP Whiteware	1	11	1	Rim	Plate	Willow	M - LC19th	
2	148	TP Whiteware	1	26	1	Base	Carver/server	Willow	M - LC19th	Combed underside of base
2	148	TP Whiteware	1	1	1	BS	Hollow ware	Willow	M - LC19th	
2	148	TP Whiteware	1	3	1	BS	Plate	Dendritic pattern on parallel line background	M - LC19th	Could be light Pearlware
2	148	URE	1	46	1	Rim	Flowerpot	Clubbed rim	C19th	
2	163	?Creamware	1	22	1	Rim	Pie dish	U/Dec	C18th - EC19th	Very light for Creamware but form is similar
2	163	?Creamware	1	6	1	Footring base	Plate	U/Dec	C18th - EC19th	Very light for Creamware but form is similar
2	163	BSGSW	1	71	1	Base	Bowl	U/Dec	C18th - C19th	Footed base
2	163	BSGSW	1	12	1	BS	Hollow ware	Stamped designs ext	LC18th - C19th	
2	163	BSGSW	1	7	1	BS	Hollow ware	U/Dec	LC18th - C19th	
2	164	Banded ware	1	3	1	BS	Hollow ware	Broad blue band and part of brown line or band ext	C19th	
2	164	BGCW	1	88	1	Rim	Pantheon	Brown glaze int; square section rim with elaborated angles	C18th - C19th	
2	164	BGCW	2	89	2	BS	Pantheon	Brown glaze int	C18th - C19th	
2	164	Cane Coloured ware	2	11	1	Base	U/ID	U/Dec	C19th	Pale cane colour
2	164	Colour Glazed ware	1	5	1	BS	Hollow ware	Brown 'Rockingham' stye glaze on a white body	C19th	
2	164	Creamware	1	9	1	BS	Hollow ware	U/Dec	c.1740 - c.1820	
2	164	Pearlware	1	3	1	Ring foot base	Dish/bowl	Blue hand-painted curvilinear design int	c.1780 - c.1840	Angular ring foot

C-Phase	Context	Type	No.	Wt.	ENV	Part	Form	Decoration	Date range	Notes
2	164	Pearlware	1	22	1	Ring foot base	Bowl	Rounded ring foot base with ridge on lower wall and traces of ?TP decoration on body	c.1780 - c.1840	
2	164	Stoneware	1	16	1	BS	Hollow ware	Green ext, grey int	C19th	
2	164	Stoneware	2	9	2	BS	Hollow ware	Mustard colour finish int & ext	C19th	
2	165	BGCW	1	51	1	BS	Hollow ware	Brown glaze int	C18th - C19th	
2	165	BGCW	6	204	6	BS	Hollow ware	Brown glaze int only	C18th - C19th	Thin walled sherds, probably one vessel
2	165	Cane Coloured ware	1	29	1	Recessed base	Hollow ware	U/Dec	C19th	
2	165	Pearlware	1	5	1	Flat base	Dish	U/Dec	c.1780 - c.1840	
2	165	URE	1	44	1	Rim	Flowerpot	Overhanging rim, single impressed line ext	C18th - C19th	
2	165	URE	1	14	1	BS	Flowerpot	Impressed line ext	C18th - C19th	
2	171	BGFW	1	3	1	BS	Hollow ware	Brown glaze ext; flaked int	C18th - EC19th	
2	171	Cane Coloured ware	1	1	1	BS	Hollow ware	U/Dec	C19th	
2	171	Creamware	1	8	1	Rim	Plate	U/Dec	c.1740 - c.1820	
2	171	Creamware	1	12	1	Handle	Hollow ware	U/Dec	c.1740 - c.1820	Thick handle
2	171	TP Pearlware	1	1	1	BS	Dish/bowl	Dark blue TP design int; Chinese landscape	c.1780 - c.1840	
2	171	Whiteware	1	1	1	Rim	Dish/bowl	Hand painted designs; Rec lines int & ext, green leaf motif ext	C19th	Could be light Pearlware
2	172	Bone China	1	6	1	Rim	Dish/bowl	Hand painted red, green and black design int	M - LC19th	
2	172	TP Pearlware	1	1	1	Rim	Dish/saucer	U/ID TP floral design int; wavy edge	c.1780 - c.1840	
2	205	?Whiteware	1	7	1	Rim	Bowl	U/Dec	C19th	Folded rim with cavity; very heavily abraded all over
2	205	BGCW	2	38	2	BS	Pantheon	Brown glaze int	C19th	
2	205	BGCW	1	29	1	Footed base	Bowl	Brown glaze int only	C18th - C19th	Footed base

C-Phase	Context	Type	No.	Wt.	ENV	Part	Form	Decoration	Date range	Notes
2	205	Blue Banded ware	1	2	1	Rim	Bowl	Blue line and band below rim	C19th	
2	205	BSGSW	3	109	1	Base	Hollow ware	U/Dec	LC18th - C19th	
2	205	BSGSW	1	36	1	Tube handle	Saucepan	U/Dec	C19th	See Walter 1999 for illustration
2	205	BSGSW	1	9	1	BS	Hollow ware	U/Dec	LC18th - C19th	
2	205	Cane Coloured ware	4	55	4	BS	Hollow ware	U/Dec	C19th	
2	205	Cane Coloured ware	1	33	1	Splayed base	Hollow ware	U/Dec	C19th	Splayed and recessed base
2	205	Creamware	1	12	1	Ring foot base	Bowl	U/Dec	c.1740 - c.1820	Angular ring foot base
2	205	Creamware	1	8	1	Ring foot base	Bowl	U/Dec	c.1740 - c.1820	Rounded ring foot base
2	205	Pearlware	1	2	1	BS	Hollow ware	U/Dec	c.1780 - c.1840	
2	205	Porcelain	1	1	1	Rim	U/ID	U/Dec	C19th	Probably a miniature vessel or toy
2	205	TP Pearlware	1	14	1	BS	Small plate/saucer	Geometric frieze with dendritic pattern and floral pattern int	c.1780 - c.1840	
2	205	TP Pearlware	1	2	1	BS	Hollow ware	Landscape scene; figures overlooking a lake with a house on an island	c.1780 - c.1840	
2	205	TP Whiteware	1	2	1	Rim	Flatware	Willow	M - LC19th	
2	163&164	Pearlware	2	43	1	Base	Hollow ware	U/Dec	c.1780 - c.1840	Oval base
3	175	BSGSW	1	40	1	Rim	Jar/bowl	Brown ext, green int; grooves on rim and shoulder	C19th	Lid seated rim
3	175	Stoneware	1	8	1	BS/Neck	Bottle	Green stoneware	C19th	
3	175	TP Whiteware	1	5	1	Footring base	Plate	Wild Rose	M - LC19th	
3	175	TP Whiteware	1	5	1	Footring base	Plate	Willow	M - LC19th	
3	177	BGCW	3	134	3	BS	Pantheon	Brown glaze int only	LC18th - C19th	
3	177	BSGSW	1	6	1	Rim	Hollow ware	U/Dec	C19th	Plain rim
3	177	Cane Coloured ware	1	10	1	Base	Mug/jug	Profiled footed base	C19th	

C-Phase	Context	Type	No.	Wt.	ENV	Part	Form	Decoration	Date range	Notes
3	177	Colour Glazed ware	1	3	1	BS	Hollow ware	All-over blue glaze int & ext	C19th	
3	177	Figurine	1	6	1	BS	Figurine	Moulded fragment with grey and line green paint	LC18th - C19th	Fragment too small to determine form
3	177	Mocha ware	1	15	1	Base	Mug/jug	Profiled footed base; blue Mocha tree on a white slip band	C19th	Rounded foot base
3	177	Slip Banded CC ware	1	22	1	BS	Hollow ware	White slip line ext	C19th	
3	177	Sponged ware	1	17	1	Footring base	Dish/bowl	Blue sponging int only	c.1830+	Angular ring foot base
3	177	TP Whiteware	1	4	1	Rim	Hollow ware	Willow	M - LC19th	
3	177	URE	1	37	1	Rim	Flowerpot	U/Dec	LC18th - C19th	Folded rim
1+	161	BGCW	1	33	1	BS	Pantheon	Brown glaze int	C18th - C19th	
1+	161	Creamware	1	5	1	BS	Hollow ware	U/Dec	c.1740 - c.1820	
1+	161	URE	1	46	1	BS	Flowerpot	Impressed line ext	LC18th - C19th	
1+	170	Creamware	2	1	2	BS	Hollow ware	U/Dec	c.1740 - c.1820	
1+	170	Creamware	1	2	1	BS	Flatware	U/Dec	c.1740 - c.1820	
1+	170	TP Pearlware	1	1	1	BS	Hollow ware	Small part of TP design with wheat ears	c.1780 - c.1840	
<b>Total</b>			<b>120</b>	<b>2174</b>	<b>113</b>					

Table 6. The pottery assemblage from Trench 5

Context	Type	No.	Wt.	ENV	Part	Form	Decoration	Date range	Notes
197	Cane Coloured ware	2	60	1	Profile	Pie dish	U/Dec	C19th	Very narrow everted rim
197	Edged ware	1	13	1	Rim	Plate	Moulded 'Grass' pattern rim with blue paint	c.1810 - c.1830	
<b>Total</b>		<b>3</b>	<b>73</b>	<b>2</b>					

Table 7. The pottery assemblage from Trench 6

Context	Type	No.	Wt.	ENV	Part	Form	Decoration	Date range	Notes
U/S	Bone China	1	12	1	Footring base	Plate	U/Dec	MC19th - EC20th	
U/S	Bone China	1	10	1	Ring foot base	Cup	U/Dec	MC19th - EC20th	
U/S	Colour Glazed ware	1	11	1	Knob	Teapot	Moulded knob with pale brown glaze	C19th	
U/S	Blue Banded ware	1	1	1	BS	Bowl	Blue band ext	C19th	
U/S	Whiteware	1	5	1	Splayed base	Hollow ware	U/Dec	M - LC19th	
U/S	TP Whiteware	1	2	1	BS	Hollow ware	Green TP design ext	M - LC19th	
<b>Total</b>		<b>6</b>	<b>41</b>	<b>6</b>					

Table 8. Pottery from contexts unassigned to features

Area/Tr	C-Phase	Context	Type	No.	Wt.	ENV	Part	Form	Decoration	Date range	Notes
A/D	1	193	BGCW	1	426	1	Base	Jar	Brown glaze int only	C18th - C19th	Use-wear on underside
A/D	1	193	Blackware	1	2	1	BS	Hollow ware	Black glaze int & ext	C17th	Hard dark red fine fabric
A/D	1	193	BSGSW	5	75	2	BS	BS	U/Dec	C18th - EC19th	Probably one vessel
A/D	1	193	Late Blackware	4	135	1	Rim	Jar	Black glaze int & ext; small round topped everted rim	C18th	Parallel-sided jar; fine hard dark red fabric
A/D	1	193	Late Blackware	4	148	2	BS	Hollow ware	Black glaze int & partially ext	C18th	
A/D	1	194	BGCW	1	114	1	Base	Pancheon	Brown glaze int, thin red slip ext	C18th - EC19th	Unusual white fabric, very thick sherd; chipped and battered
A/D	1	194	BGCW	5	254	5	BS	Pancheon	Brown glaze int only	C18th - EC19th	Rilled profile
A/D	1	194	BGCW	1	71	1	BS	Pancheon	Brown glaze int only	C18th - EC19th	Pale orange body; chipped and abraded

Area/Tr	C-Phase	Context	Type	No.	Wt.	ENV	Part	Form	Decoration	Date range	Notes
A/D	1	194	BGCW type	1	53	1	Rim	Jar	Black glaze int & ext; clubbed rim with shallow grooves on upper body	C17th - C18th	
A/D	1	194	BGFW	1	8	1	BS	Hollow ware	Brown glaze int & ext	C18th	Dark brown glaze int & ext on an orange fabric; half of a pot disc; 40mm diameter
A/D	1	194	BSGSW	18	215	18	BS	Hollow ware	U/Dec	C18th - EC19th	
A/D	1	194	BSGSW	1	7	1	Rim	Dish	U/Dec	C18th - EC19th	
A/D	1	194	BSGSW	1	2	1	Rim	Dish	Line of impressions around ext edge of rim	C18th - EC19th	
A/D	1	194	Creamware	1	12	1	Rim	Plate	Relief moulded 'feather' rim	c.1740 - c.1820	
A/D	1	194	Creamware	1	3	1	Rim	Saucer	U/Dec	c.1740 - c.1820	
A/D	1	194	Creamware	1	2	1	BS	Hollow ware	U/Dec	c.1740 - c.1820	
A/D	1	194	Creamware	2	4	2	BS	Flatware	U/Dec	c.1740 - c.1820	
A/D	1	194	Late Blackware	20	174	20	BS	Hollow ware	Black glaze int & partially ext	C18th	Hard, fine red fabric
A/D	1	194	Late Blackware	2	11	1	Rim	Jar	Everted rim; black glaze int & ext	C18th	Hard, fine red fabric
A/D	1	194	Late Blackware	2	17	1	Rim	Jar	Overhanging rim; black glaze int & ext	C18th	Hard, fine red fabric
A/D	1	194	Late Blackware	1	2	1	Rim	Jar	Black glaze int & ext, slightly everted rim	C18th	
A/D	1	194	Late Blackware	1	17	1	Handle	Hollow ware	Black glaze on a strap handle	C18th	
A/D	1	194	WSGSW	2	5	1	Ring foot base	Cup/bowl	U/Dec	c.1720 - c.1780	
A/D	1	194	WSGSW	1	2	1	BS	Hollow ware	U/Dec	c.1720 - c.1780	
A/D	1	194	WSGSW	1	8	1	Object	U/ID	U/Dec	c.1720 - c.1780	Pointed 'teardrop' shape with one side ground flat; See Plate 17
A/D	1	420	BGFW	1	10	1	Base	Jar	Brown glaze int & patchy ext	C18th	
A/D	1	420	BGFW	1	8	1	BS	Bowl/dish	Brown glaze int only	C18th	
A/D	1	420	BSGSW	1	9	1	BS	Hollow ware	Impressed line ext	C18th - C19th	

Area/Tr	C-Phase	Context	Type	No.	Wt.	ENV	Part	Form	Decoration	Date range	Notes
A/D	1	420	Mottled coarseware	2	162	1	Base	Jar	Footed base; mottled brown glaze int, patchy sparse brown glaze ext	C17th - C18th	
A/D	1	420	Mottled ware	1	7	1	Handle	Cup	Mottled glaze	C18th	Probably Westerwald Stoneware; See Plate 10.
A/D	1	420	Stoneware	3	90	2	Rim	Bowl/jar	Applied and moulded sprigged decoration on body and on top of rim	C17th - C18th	cf ext 1613 for a very similar but non-joining sherd
A/D	1	489	?BGCW	2	46	1	Base	Pantheon	U/Dec	C18th - C19th	Chipped and abraded; surfaces removed
A/D	1	489	BGFW	1	4	1	BS	Hollow ware	Brown glaze on a fine red body	C18th	
A/D	1	489	Creamware	1	1	1	Rim	Cup/bowl	Cream body with fine green and purple mottling int & ext	c.1740 - c.1820	
A/D	1	489	Creamware	1	1	1	BS	Flatware	U/Dec	c.1740 - c.1820	
A/D	1	489	Late Blackware	1	15	1	Base	Hollow ware	Black glaze int & partially ext	C18th	Footed base
A/D	1	489	Mottled ware	1	5	1	BS	Mug	Rilled band; mottled glaze int & ext	C18th	
A/D	1	489	Slip Coated ware	1	2	1	BS	Hollow ware	Dark red slip on a white body under clear glaze	C18th	
E	2	442	?Creamware	1	11	1	Rim	Bowl	Folded clubbed rim with small cavity	c.1740 - c.1820	Cream finish but could be discoloured
E	2	442	?Creamware	1	14	1	BS	Bowl	U/Dec	c.1740 - c.1820	Very light Creamware; could be later
E	2	442	?Creamware	1	6	1	Flat base	Bowl	U/Dec	c.1740 - c.1820	Very light Creamware; could be later
E	2	442	?Whiteware	2	67	1	Rim	Bowl	U/Dec clubbed rim	C19th	Slightly discoloured; could be a light Creamware
E	2	442	Banded ware	2	14	2	Rim & BS	Bowl	Narrow brown slip lines ext; diamond pattern between thin wavy lines around rim	C19th	See also ext 490 for similar sherds

Area/Tr	C-Phase	Context	Type	No.	Wt.	ENV	Part	Form	Decoration	Date range	Notes
E	2	442	Banded ware	4	42	1	Profile	Saucer	Blue line inside rim, thin brown lines inside body	M – LC19th	Footring base, small diameter saucer or shallow dish
E	2	442	BGCW	30	1940	30	BS	Pancheon/jar	Brown glaze int only	LC18th - C19th	
E	2	442	BGCW	6	1444	5	Base	Pancheon	Brown glaze int only	LC18th - C19th	Use wear on underside
E	2	442	BGCW	1	349	1	Base	Jar	Brown glaze int only	LC18th - C19th	
E	2	442	BGCW	2	186	2	Base	Pancheon/jar	Brown glaze int only	LC18th - C19th	
E	2	442	BGCW	1	214	1	Rim & handle	Jar	Brown glaze int only	LC18th - C19th	Lateral handle
E	2	442	BGCW	9	1376	9	Rim	Pancheon	Brown glaze int only	LC18th - C19th	Angular square-sectioned rim
E	2	442	BGCW	2	180	2	Rim	Pancheon	Brown glaze int only	LC18th - C19th	Rounded rim
E	2	442	BGCW	3	294	3	Rim	Jar	Brown glaze int only	LC18th - C19th	
E	2	442	BGCW	1	40	1	Rim & handle	Jar	Brown glaze int & ext	LC18th - C19th	Lateral handle
E	2	442	BGCW	1	41	1	Rim	Jar	Black glaze int & ext	LC18th - C19th	
E	2	442	BGCW	1	158	1	Rim	Jar	Brown glaze int only	LC18th - C19th	Collared rim
E	2	442	Blue Banded ware	3	20	1	Rim & BS	Carinated bowl	Blue bands ext above carination	C19th	Plain rim
E	2	442	Blue Banded ware	2	21	2	BS	Carinated bowl	Blue band above carination	C19th	
E	2	442	Blue Banded ware	5	23	5	Rim	Bowl	Blue bands ext	C19th	Plain rim, probably carinated bowls
E	2	442	Blue Banded ware	4	22	4	BS	Bowl	Blue bands ext	C19th	
E	2	442	Blue Banded ware	1	32	1	Spout & BS	Jug	Narrow blue lines ext	C19th	
E	2	442	BSGSW	1	2	1	Rim	Mug/jug	Brown iron wash band below rim	C19th	
E	2	442	BSGSW	1	5	1	BS	Mug/jug	Brown iron wash ext with applied strip decoration ext	C19th	
E	2	442	BSGSW	1	38	1	Rim	Bowl	Clubbed rim	C19th	
E	2	442	BSGSW	2	46	1	Rim	Jar	Groove below rim, defining a rounded rim	C19th	
E	2	442	BSGSW	2	65	1	Rim & handle	Jar/stew pot	Rouletted line and stamped designs on body	C19th	Lid seated rim



Area/Tr	C-Phase	Context	Type	No.	Wt.	ENV	Part	Form	Decoration	Date range	Notes
E	2	442	BSGSW	1	38	1	Knob/BS	Lid	Flat topped knob, incised concentric lines around knob	C19th	
E	2	442	BSGSW	2	34	1	BS	Hollow ware	Stamped number ext '...6'	C19th	Light brown finish
E	2	442	BSGSW	2	43	2	BS	Hollow ware	Light brown finish ext	C19th	
E	2	442	BSGSW	4	46	4	BS	Hollow ware	Brown int & ext	C19th	
E	2	442	BSGSW	1	52	1	BS	Hollow ware	Brown ext, green int	C19th	
E	2	442	BSGSW	4	97	4	BS	Hollow ware	Rouletted lines with stamped designs on body	C19th	One green int
E	2	442	BSGSW	1	15	1	BS	Hollow ware	Rouletted band towards base; green int & ext	C19th	
E	2	442	BSGSW	1	20	1	BS	Hollow ware	Incised lines ext	C19th	
E	2	442	BSGSW	2	8	2	Rim	Bowl/potting er	Incised lines below small everted rim	C19th	
E	2	442	BSGSW	1	99	1	Base	Hollow ware	Small footed base defined in part by incised lines	C19th	
E	2	442	BSGSW	1	176	1	Base	Bowl/stewpot	Impressed line above base with impressed and stamped decoration on body	C19th	Use-wear on underside of base
E	2	442	BSGSW	1	340	1	Base	Bowl	U/Dec	C19th	Use-wear on underside of base; black discolouration int
E	2	442	Cane Coloured ware	1	99	1	Ring foot base	Bowl	U/Dec	C19th	Rounded ring foot base
E	2	442	Cane Coloured ware	1	56	1	Ring foot base	Bowl	U/Dec	C19th	Rounded ring foot base
E	2	442	Cane Coloured ware	1	12	1	Handle	Jug	U/Dec	C19th	
E	2	442	Cane Coloured ware	1	5	1	Base	Hollow ware	U/Dec	C19th	
E	2	442	Cane Coloured ware	1	2	1	BS	Hollow ware	U/Dec	C19th	
E	2	442	Coal Measures Purple type ware	1	59	1	Base	Hollow ware	Thick, dark green-brown glaze ext; pimpled whitish glaze int	LC15th - C16th	Very hard, dense grey reduced body with quartz and vesicular black grit

Area/Tr	C-Phase	Context	Type	No.	Wt.	ENV	Part	Form	Decoration	Date range	Notes
E	2	442	Colour Glazed ware	1	14	1	Footed base	Mug/jug	Rilled band above round footed base with moulded plaque on body	C19th	
E	2	442	Creamware	1	112	1	Rim	Tureen/server	U/Dec	c.1740 - c.1820	Lid seated rim, sub-rectangular server or tureen with flat base
E	2	442	Creamware	2	74	1	Rim	Pie dish	U/Dec	c.1740 - c.1820	Wide everted rim
E	2	442	Creamware	2	28	2	BS	Hollow ware	U/Dec	c.1740 - c.1820	
E	2	442	Creamware	1	32	1	Handle	Jug	U/Dec	c.1740 - c.1820	Wide loop handle
E	2	442	Creamware	4	88	2	Recessed base	Plate	U/Dec	c.1740 - c.1820	Slightly discoloured light Creamware
E	2	442	Creamware	3	22	3	BS	Hollow ware	U/Dec	c.1740 - c.1820	Light (late) Creamware
E	2	442	Creamware	1	1	1	BS	Flatware	U/Dec	c.1740 - c.1820	
E	2	442	Edged ware	1	23	1	Rim	Pie dish	Blue feather-edge paint; no moulding	EC19th	
E	2	442	Edged ware	1	34	1	Rim	Plate/server	Relief moulded 'Grass' pattern rim with blue paint	c.1810 - c.1830	
E	2	442	Edged ware	2	38	2	Profile	Plate	Relief moulded 'Grass' pattern rim with blue paint	c.1810 - c.1830	Footring base; sharp moulding
E	2	442	Edged ware	10	114	10	Rim	Plate	Relief moulded 'Grass' pattern rim with blue paint	c.1810 - c.1830	
E	2	442	Edged ware	1	18	1	Profile	Plate	Relief moulded 'Grass' pattern rim with blue paint	c.1810 - c.1830	
E	2	442	Edged ware	1	14	1	Rim	Plate	Relief moulded rim; no paint	c.1810 - c.1830	
E	2	442	Edged ware	1	7	1	Rim	Plate	Relief moulded 'Grass' pattern rim with brown paint	c.1810 - c.1830	
E	2	442	Lustre ware	1	20	1	Base	Hollow ware	Sub-rectangular base with moulded foot and short red-gold lustre angled stripes	C19th	Bone China
E	2	442	Mocha ware	4	32	4	BS	Bowl	Blue Mocha trees on white slip bands with white slip lines below	C19th	
E	2	442	Mocha ware	1	9	1	Rim	Bowl	Blue Mocha tree on a white slip band with three thin white slip lines below rim	C19th	

Area/Tr	C-Phase	Context	Type	No.	Wt.	ENV	Part	Form	Decoration	Date range	Notes
E	2	442	Mocha ware	1	3	1	BS	Hollow ware	Blue Mocha tree on a white slip band with two green slip lines below	C19th	
E	2	442	Mocha ware	1	7	1	BS	Bowl	Dark blue Mocha tree on a white slip band with two dark brown slip lines below	C19th	
E	2	442	Mocha ware	1	36	1	Rim	Bowl	Blue Mocha tree on a white slip band	C19th	Very pale Cane Coloured ware
E	2	442	Pearlware	2	26	2	Recessed base	Plate	U/Dec	c.1780 - c.1840	
E	2	442	Pearlware	1	4	1	Footring base	Plate	U/Dec	c.1780 - c.1840	
E	2	442	Pearlware	1	7	1	Rim	Bowl	U/Dec, folded, clubbed rim	c.1780 - c.1840	
E	2	442	Pearlware	1	27	1	Ring foot base	Bowl	U/Dec	c.1780 - c.1840	Rounded ring foot base
E	2	442	Pearlware	1	17	1	Ring foot base	Bowl	U/Dec	c.1780 - c.1840	
E	2	442	Pearlware	1	3	1	Base	Flatware	U/Dec	c.1780 - c.1840	
E	2	442	Pearlware	1	4	1	Rim	Pie dish	U/Dec	c.1780 - c.1840	
E	2	442	Slip Banded CC ware	1	21	1	Rim	Bowl	Blue line below rim & two groups of three thin white lines ext	C19th	
E	2	442	Slip Banded CC ware	1	15	1	Rim	Bowl	Thin white slip lines on body	C19th	
E	2	442	Slip Banded CC ware	1	18	1	BS	Carinated bowl	Blue line between thin white lines with to white lines below	C19th	
E	2	442	Slip Banded CC ware	1	6	1	BS	Carinated bowl	Blue slip line and white slip lines on body	C19th	
E	2	442	Slip Banded CC ware	4	13	4	BS	Bowl	Multiple thin white slip lines ext	C19th	
E	2	442	Slip Banded CC ware	2	7	1	Rim	Bowl	Blue slip line and white slip lines on body, four above and four below blue line	C19th	
E	2	442	Slip Banded CC ware	1	5	1	Rim	Bowl	Brown slip line with thin white lines above and below	C19th	

Area/Tr	C-Phase	Context	Type	No.	Wt.	ENV	Part	Form	Decoration	Date range	Notes
E	2	442	Slip Banded ware	1	8	1	Rim	Bowl	Narrow brown slip band with thin white lines above & below	C19th	Light cane coloured ware
E	2	442	Slip Banded ware	1	9	1	BS	Bowl	Brown and white slip lines ext	C19th	Very light cane coloured ware
E	2	442	Slip Banded ware	1	2	1	BS	Hollow ware	White slip band with thin brown slip lines above and below	C19th	
E	2	442	Slip Banded ware	1	6	1	BS	Mug	White slip band with three narrow slip lines above a rilled band	C19th	
E	2	442	Slip Banded ware	1	27	1	Rim	Bowl	Thin white slip line below clubbed rim	C19th	
E	2	442	Slip Banded ware	1	12	1	BS	Carinated bowl	Narrow blue bands above carination, wavy brown slip lines on cane coloured band	C19th	
E	2	442	Stoneware	4	167	4	BS	Hollow ware	Recessed bands giving ridges ext; green int & ext	C19th	
E	2	442	Stoneware	2	209	1	BS	Flagon	Green int & ext	C19th	
E	2	442	Stoneware	1	7	1	BS	Bottle	Green int & ext	C19th	
E	2	442	Stoneware	1	12	1	BS	Bottle	Green int & ext	C19th	Thick BS
E	2	442	Stoneware	1	27	1	BS	Bottle	Green int & ext	C19th	
E	2	442	Stoneware	1	52	1	BS	Flagon	Rouletted band towards base; green int & ext	C19th	
E	2	442	Stoneware	2	27	2	BS	Bottle/flask	Green int & ext	C19th	
E	2	442	Stoneware	1	34	1	BS	Flagon	Green int & ext; part of applied and stamped plaque ext; 'GALL'	C19th	
E	2	442	TP Bone China	2	7	1	Footring base	Dish	Red printed landscape design int	C19th	
E	2	442	TP Bone China	1	13	1	Rim	Cup/bowl	Two Temples	C19th	Wavy edged rim
E	2	442	TP Pearlware	1	12	1	Footed base	Mug/jug	Floral design ext	c.1780 - c.1840	Footed base
E	2	442	TP Pearlware	2	10	1	Recessed base	Plate	Curvilinear scroll-like decoration int	c.1780 - c.1840	See ext 490 for a similar design
E	2	442	TP Whiteware	1	9	1	Rim	Plate	Barker's Gem	1839 - 1893	

Area/Tr	C-Phase	Context	Type	No.	Wt.	ENV	Part	Form	Decoration	Date range	Notes
E	2	442	TP Whiteware	1	16	1	Rim	Plate	Floral border between blue lines inside rim and floral design int	E – MCI19th	See ext 490 for a sherd with the same design; ?same vessel
E	2	442	TP Whiteware	2	7	2	Rim & BS	Cup/bowl	Two Temples	E – MCI19th	Plain rim
E	2	442	TP Whiteware	1	6	1	BS	Flatware	Floral design int	E – MCI19th	Marked on underside '... luna' inside a curvilinear border
E	2	442	TP Whiteware	1	8	1	Handle	Jug	Black printed geometric design on spine of handle	C19th	
E	2	442	TP Whiteware	1	16	1	Rim	Saucer	Green printed floral design on a geometric background int	E – MCI19th	See ext 490 for the same design in blue
E	2	442	TP Whiteware	2	13	1	Rim	Cup/bowl	Floral design within a geometric border	E – MCI19th	
E	2	442	TP Whiteware	1	6	1	Rim	Dish/bowl	U/ID geometric design int, wavy rim	E – MCI19th	
E	2	442	TP Whiteware	1	1	1	BS	Hollow ware	Daisy pattern int & ext	E – MCI19th	
E	2	442	TP Whiteware	1	2	1	BS	Flatware	Chinese landscape int	E – MCI19th	
E	2	442	TP Whiteware	1	2	1	BS	Hollow ware	Floral design ext	E – MCI19th	
E	2	442	TP Whiteware	1	4	1	BS	Bowl/saucer	Flow Blue floral design int	c.1835+	
E	2	442	TP Whiteware	1	2	1	BS	Hollow ware	Flow Blue floral design int	c.1835+	
E	2	442	TP Whiteware	1	3	1	BS	Pie dish	Flow Blue line ext	c.1835+	
E	2	442	TP Whiteware	2	28	2	Rim	Plate	Willow	E – MCI19th	Narrow, slightly dished rim
E	2	442	TP Whiteware	1	7	1	BS	Pie dish	Willow int & ext	E – MCI19th	
E	2	442	TP Whiteware	1	48	1	Rim	Carver/server	Willow	E – MCI19th	Discoloured
E	2	442	TP Whiteware	1	29	1	Flat base	Carver/server	Willow	E – MCI19th	Combed on underside of flat base
E	2	442	TP Whiteware	2	43	2	Rim	Plate	Willow	E – MCI19th	Sharp print
E	2	442	TP Whiteware	3	44	3	Rim	Plate	Willow	E – MCI19th	Slightly blurred print
E	2	442	TP Whiteware	3	59	3	Footring base	Plate	Willow	E – MCI19th	Sharp print; possible late, light Pearlware
E	2	442	TP Whiteware	1	7	1	BS	Plate	Willow	E – MCI19th	Sharp print
E	2	442	TP Whiteware	1	1	1	BS	Plate	Willow	E – MCI19th	Thin plate, sharp print

Area/Tr	C-Phase	Context	Type	No.	Wt.	ENV	Part	Form	Decoration	Date range	Notes
E	2	442	URE	1	90	1	Rim	Jar	Hammerhead rim with ridge below rim	C19th	
E	2	442	URE	5	172	4	BS	Hollow ware	U/Dec	C19th	
E	2	442	Whiteware	2	22	2	Profile	Small plate	Relief moulded Daisy pattern on rim	E – MC19th	Wavy edged rim
E	2	442	Whiteware	1	6	1	Rim	Plate	Relief moulded Daisy pattern around rim	E – MC19th	Could be Pearlware
E	2	442	Whiteware	1	6	1	Rim	Plate	Relief moulded flower and leaf design around rim	E – MC19th	Could be Pearlware
E	2	442	Whiteware	1	19	1	BS	?Dish/bowl	U/Dec	C19th	Could be Pearlware
E	2	442	Whiteware	1	1	1	Rim	Cup/bowl	Hand painted leaf and stem design ext, brown line inside rim	C19th	Could be Pearlware
E	2	442	Whiteware	1	2	1	BS	Flatware	Hand painted red and green floral design int	C19th	
E	2	478	?Creamware	2	6	1	BS	Flatware	U/Dec	c.1740 - c.1820	Secondarily burnt and discoloured
E	2	478	Banded ware	14	108	8	Rim & footing base	Bowl	Narrow brown slip lines ext; frieze around rim consisting of multiple wavy lines	C19th	Rounded ring foot base
E	2	478	Banded ware	2	24	2	Rim & BS	Carinated bowl	Thin blue lines above and below a cane coloured slip band with wavy brown lines on top	C19th	
E	2	478	BGCW	2	210	2	Rim	Jar	Brown glaze int only	LC18th - C19th	Plain rim
E	2	478	BGCW	1	907	1	Base	Jar	Brown glaze int only	LC18th - C19th	
E	2	478	BGCW	8	740	8	Base	Jar/pancheon	Brown glaze int only	LC18th - C19th	No surviving walls
E	2	478	BGCW	5	1523	5	Base	Pancheon	Brown glaze int only	LC18th - C19th	
E	2	478	BGCW	1	30	1	Base	?Jar	Brown glaze int only	LC18th - C19th	
E	2	478	BGCW	23	1682	23	BS	Jar/pancheon	Brown glaze int only	LC18th - C19th	
E	2	478	BGCW	1	484	1	Rim	Pancheon	Brown glaze int only	LC18th - C19th	Very large diameter
E	2	478	BGCW	6	1361	6	Rim	Pancheon	Brown glaze int only	LC18th - C19th	Angular rims
E	2	478	BGFW	2	46	2	BS	Hollow ware	Brown glaze int & ext	LC18th - C19th	

Area/Tr	C-Phase	Context	Type	No.	Wt.	ENV	Part	Form	Decoration	Date range	Notes
E	2	478	Blue Banded ware	4	43	4	BS	Carinated bowl	Pale blue bands above carinated angle	C19th	
E	2	478	Blue Banded ware	2	35	1	Rim & BS	Carinated bowl	Two pale blue bands above carination	C19th	
E	2	478	Blue Banded ware	2	23	1	Rim	Bowl	Pale blue bands on body	C19th	Probably a carinated bowl
E	2	478	Blue Banded ware	3	12	1	Rim & BS	Bowl	Pale blue bands on body	C19th	Probably a carinated bowl; discoloured
E	2	478	Blue Banded ware	10	64	10	Rim	Bowl	Pale blue bands on body	C19th	Probably carinated bowls
E	2	478	Blue Banded ware	8	21	8	BS	Bowl	Pale blue bands on body	C19th	Probably carinated bowls
E	2	478	Blue Banded ware	2	7	2	Rim	Bowl	Rilled band with blue paint ext	C19th	Small chalice or tazza style bowl
E	2	478	Blue Banded ware	2	8	2	Rim	Bowl	Rilled band below rim with blue paint	C19th	Probably a carinated bowl
E	2	478	Bone China	1	8	1	Ring foot base	Cup/bowl	U/Dec	C19th	Ring foot base removed and possibly ground down and smoothed
E	2	478	BSGSW	1	590	1	Profile	Lid	Rouletted lines around circumference with three lines of stamped flower designs between them	LC18th - C19th	Firing crack at base of knob; five air holes equally spaced around lid
E	2	478	BSGSW	1	183	1	Rim	Lid	Rouletted lines around circumference with two lines of stamped flower designs between them	LC18th - C19th	One surviving air hole
E	2	478	BSGSW	1	171	1	Profile	Lid	Rouletted line around circumference	LC18th - C19th	
E	2	478	BSGSW	5	279	1	Rim & BS	Bowl	Two lines of moulded circles with three lines of star stamps between them	LC18th - C19th	
E	2	478	BSGSW	4	70	4	BS	Hollow ware	Incised lines ext	LC18th - C19th	

Area/Tr	C-Phase	Context	Type	No.	Wt.	ENV	Part	Form	Decoration	Date range	Notes
E	2	478	BSGSW	4	72	2	Rim & BS	Bowl	Two lines of moulded circles with two lines of stamped geometric motifs between them	LC18th - C19th	Clubbed rim
E	2	478	BSGSW	1	63	1	Rim	Bowl	Two lines of moulded circles with four lines of stamped stars and circles between them	LC18th - C19th	Clubbed rim
E	2	478	BSGSW	2	142	1	Rim	Bowl	Sharply everted flat topped rim; three parallel incised lines ext	LC18th - C19th	
E	2	478	BSGSW	1	233	1	Base	Bowl	U/Dec	LC18th - C19th	
E	2	478	BSGSW	3	78	3	BS	Hollow ware	U/Dec	LC18th - C19th	
E	2	478	BSGSW	1	22	1	BS	Bottle	Part of illegible stamped design/maker's mark ext	LC18th - C19th	
E	2	478	BSGSW	1	18	1	BS	Hollow ware	Rouletted line with stamped designs above	LC18th - C19th	
E	2	478	BSGSW	1	18	1	Rim	Bowl	Two rouletted lines with stamped designs below	LC18th - C19th	Clubbed rim
E	2	478	BSGSW	1	8	1	Rim	Bowl	U/Dec	LC18th - C19th	Clubbed rim
E	2	478	Cane Coloured ware	2	103	2	Rim	Pie dish	U/Dec	C19th	Sharply everted rim
E	2	478	Cane Coloured ware	1	13	1	Handle	Jug	U/Dec	C19th	
E	2	478	Cane Coloured ware	3	27	3	BS	Hollow ware	U/Dec	C19th	
E	2	478	Cane Coloured ware	2	21	2	Base	Dish/flatware	U/Dec	C19th	
E	2	478	Cane Coloured ware	1	3	1	BS	Hollow ware	U/Dec	C19th	
E	2	478	Colour Glazed ware	1	1	1	BS	Hollow ware	Relief moulded fragment with yellow glaze ext	C19th	
E	2	478	Creamware	2	46	2	Rim	Plate	U/Dec	c.1740 - c.1820	Crazed and discoloured
E	2	478	Creamware	5	60	5	BS	Hollow ware	U/Dec	c.1740 - c.1820	Very light Creamware
E	2	478	Creamware	17	106	17	BS	Flatware	U/Dec	c.1740 - c.1820	Very light Creamware



Area/Tr	C-Phase	Context	Type	No.	Wt.	ENV	Part	Form	Decoration	Date range	Notes
E	2	478	Creamware	1	3	1	Rim	Flatware	U/Dec	c.1740 - c.1820	
E	2	478	Edged ware	1	97	1	Rim	Pie dish	Moulded 'Grass' pattern edge with blue paint	c.1810 - c.1830	Flat base
E	2	478	Edged ware	4	70	1	Profile	Plate	Moulded 'Grass' pattern edge with blue paint	c.1810 - c.1830	Recessed base
E	2	478	Edged ware	3	174	3	Profile	Plate	Moulded 'Grass' pattern edge with blue paint	c.1810 - c.1830	Recessed base
E	2	478	Edged ware	7	241	7	Profile	Plate	Moulded 'Grass' pattern edge with blue paint	c.1810 - c.1830	Footring base
E	2	478	Edged ware	7	54	6	Rim	Small plate	Moulded 'Grass' pattern edge with blue paint	c.1810 - c.1830	Smaller diameter plates with sharp, clear moulding
E	2	478	Edged ware	1	13	1	Rim	Pie dish	Narrow rim with wavy edge and blue paint	c.1810 - c.1830	
E	2	478	Edged ware	70	648	70	Rim	Plate	Moulded 'Grass' pattern edge with blue paint	c.1810 - c.1830	
E	2	478	Lustre ware	1	12	1	Ring foot base	Cup/bowl	Red-gold lustre line above footed base; carinated profile	C19th	
E	2	478	Mocha ware	4	171	3	Rim	Bowl	Thin white slip lines on body with one brown line with dark blue Mocha trees on white slip band	C19th	Folded clubbed rim; unusually complex Mocha trees; probably two vessels
E	2	478	Mocha ware	1	5	1	BS	Hollow ware	Pale blue Mocha tree on white slip band, thin green slip lines on body	C19th	
E	2	478	Pearlware	16	153	15	Recessed base	Plate	U/Dec	c.1780 - c.1840	Could be Edged ware plate bases
E	2	478	Pearlware	33	265	29	Footring base	Plate	U/Dec	c.1780 - c.1840	Could be the bases of Edged ware plates
E	2	478	Pearlware	3	29	3	Flat base	Pie dish	U/Dec	c.1780 - c.1840	
E	2	478	Pearlware	2	14	2	Base	Mug/tankard	U/Dec	c.1780 - c.1840	Central part of bases
E	2	478	Pearlware	44	144	44	BS	Flatware	U/Dec	c.1780 - c.1840	
E	2	478	Pearlware	1	3	1	Ring foot base	Hollow ware	U/Dec	c.1780 - c.1840	
E	2	478	Slip Banded CC ware	1	7	1	Rim	Bowl	Brown slip line with three white slip lines below	C19th	Plain rim

Area/Tr	C-Phase	Context	Type	No.	Wt.	ENV	Part	Form	Decoration	Date range	Notes
E	2	478	Slip Banded ware	1	5	1	Rim	Bowl	Brown slip line below rim flanked by thin white slip lines with white slip lines on body	C19th	
E	2	478	Slip Banded ware	1	3	1	Rim	Bowl	Brown slip lines on a cane coloured body	C19th	
E	2	478	Slip Banded ware	1	12	1	BS	Hollow ware	Thin white slip lines on body	C19th	
E	2	478	Slip Banded ware	1	1	1	BS	Hollow ware	Thin brown slip lines on body	C19th	
E	2	478	Slip Banded ware	1	14	1	Rim	Bowl	Blue slip line ext	C19th	Sharply everted flat-topped rim
E	2	478	Slip Banded ware	1	3	1	Rim	Bowl	Thin blue and white slip lines ext	C19th	
E	2	478	Slip Banded ware	1	1	1	Rim	Bowl	Thin white slip lines ext	C19th	
E	2	478	Slip Banded ware	1	14	1	BS	Bowl	Four thin white slip lines with thicker blue lines above & below	C19th	
E	2	478	Slip Banded ware	1	7	1	Handle stump & BS	Handled bowl	Thin blue and white slip lines ext	C19th	
E	2	478	Stoneware	8	747	8	BS	Flagon	Green int & ext	C19th	Probably one vessel; cf ext 490 for similar sherds
E	2	478	Stoneware	3	48	3	BS	Bottle	Green int & ext	C19th	
E	2	478	TP Whiteware	4	288	1	Profile	Server/carver	Willow	E – MC19th	Combed on underside of flat base
E	2	478	TP Whiteware	3	62	1	Profile	Server/carver	Willow	E – MC19th	Combed on underside of flat base
E	2	478	TP Whiteware	2	167	1	Profile	Server/carver	Willow	E – MC19th	Combed on underside of flat base
E	2	478	TP Whiteware	3	229	1	Profile	Server/carver	Willow	E – MC19th	Combed on underside of flat base
E	2	478	TP Whiteware	2	55	1	Rim	Server/carver	Willow	E – MC19th	
E	2	478	TP Whiteware	2	144	1	Profile	Server/carver	Willow	E – MC19th	Combed on underside of flat base

Area/Tr	C-Phase	Context	Type	No.	Wt.	ENV	Part	Form	Decoration	Date range	Notes
E	2	478	TP Whiteware	1	65	1	Profile	Server/carver	Willow	E – MCI19th	Flat base
E	2	478	TP Whiteware	17	669	16	Rim	Server/carver	Willow	E – MCI19th	
E	2	478	TP Whiteware	4	92	4	BS	Server/carver	Willow	E – MCI19th	
E	2	478	TP Whiteware	1	15	1	Base	Server/carver	Willow	E – MCI19th	Combed on underside of flat base
E	2	478	TP Whiteware	1	171	1	Profile	Plate	Relief moulded rim with Willow TP design	c.1820 - 1842	See also 490 for similar plates; this example is stamped 'BRAMELD' on the underside; See Plate 3
E	2	478	TP Whiteware	4	141	2	Profile	Plate	Relief moulded rim with Willow TP design	E – MCI19th	See also ext 490
E	2	478	TP Whiteware	12	194	12	Rim	Plate	Willow	E – MCI19th	Dished rims
E	2	478	TP Whiteware	5	102	1	Profile	Small plate	Willow	E – MCI19th	Dished rim, footring base
E	2	478	TP Whiteware	3	48	1	Profile	Small plate	Willow	E – MCI19th	Dished rim, footring base
E	2	478	TP Whiteware	20	113	19	Rim & base	Small plate	Willow	E – MCI19th	Dished rim, footring base
E	2	478	TP Whiteware	2	44	1	Footring base	Plate	Willow	E – MCI19th	
E	2	478	TP Whiteware	2	39	1	Double footring	Plate	Willow	E – MCI19th	
E	2	478	TP Whiteware	13	189	13	Footring base	Plate	Willow	E – MCI19th	
E	2	478	TP Whiteware	7	67	7	Rim & BS	Server/plate	Willow	E – MCI19th	Larger vessels; large plates or servers
E	2	478	TP Whiteware	5	19	5	Rim	Plate	Willow	E – MCI19th	Various rims
E	2	478	TP Whiteware	33	136	33	Base & BS	Plate	Willow	E – MCI19th	Various sizes of plate
E	2	478	TP Whiteware	5	50	1	Footed base	Mug	U/ID rural scene ext	E – MCI19th	Moulded handle terminal; recessed base with round foot
E	2	478	TP Whiteware	4	33	4	BS	Mug	U/ID rural scene ext	E – MCI19th	May be part of the mug base from this context
E	2	478	TP Whiteware	3	14	2	Profile	Saucer	Floral design int	E – MCI19th	Wavy rim and ring foot base
E	2	478	TP Whiteware	3	66	3	Rim & BS	Tureen lid	Willow	E – MCI19th	
E	2	478	TP Whiteware	1	22	1	Rim & handle	Jug	Floral frieze below rim; rural scene on body	E – MCI19th	
E	2	478	TP Whiteware	1	6	1	Rim	?Jug	Albion	E – MCI19th	

Area/Tr	C-Phase	Context	Type	No.	Wt.	ENV	Part	Form	Decoration	Date range	Notes
E	2	478	TP Whiteware	1	15	1	Profile	Saucer/dish	Large floral design int	E – MCI19th	Footring base, plain rim
E	2	478	TP Whiteware	1	27	1	Recessed base	Jar/bowl	U/ID design ext	E – MCI19th	
E	2	478	TP Whiteware	1	31	1	Handle	Jug	Elaborate moulded handle with TP floral design on spine	E – MCI19th	
E	2	478	TP Whiteware	1	23	1	Semi-recessed base	Jug/gravy boat	Moulded footed base; U/ID TP design ext	E – MCI19th	
E	2	478	TP Whiteware	1	12	1	BS	Hollow ware	U/ID design ext	E – MCI19th	
E	2	478	TP Whiteware	2	14	1	Rim	Hollow ware	Floral pattern on a cellular background int & ext	E – MCI19th	Probably a bowl
E	2	478	TP Whiteware	8	62	7	Rim, spout & BS	Gravy boat	Two Temples	E – MCI19th	Probably the same vessel
E	2	478	TP Whiteware	8	77	6	Rim & BS	Carinated bowl	Two Temples	E – MCI19th	Pale blue print; internal frieze poorly executed
E	2	478	TP Whiteware	1	11	1	Rim	Bowl	Chinese garden	E – MCI19th	Fine pale blue print
E	2	478	TP Whiteware	1	14	1	Handle & BS	Jug/gravy boat	U/ID floral design on handle	E – MCI19th	
E	2	478	TP Whiteware	5	12	4	BS	Bowl	Chinese landscapes	E – MCI19th	
E	2	478	TP Whiteware	1	2	1	BS	Mug	Chinese landscape	E – MCI19th	
E	2	478	TP Whiteware	1	25	1	BS	Jug	Stylised tendril and floral design ext	E – MCI19th	
E	2	478	TP Whiteware	1	34	1	Handle	Jug	Flower, branch and tendril pattern on handle	E – MCI19th	
E	2	478	TP Whiteware	11	329	1	Ring foot base & rim	Jug	Stylised scroll and leaf design ext	E – MCI19th	Pot-bellied jug with ring foot base, vertical neck & spout
E	2	478	TP Whiteware	38	193	1	Profile	Carinated bowl	All-over pattern of stylised flower (daisy) heads	E – MCI19th	Rounded ring foot base
E	2	478	TP Whiteware	1	117	1	Ring foot base	Jug	Stylised flower design 'peacock-feather' pattern	E – MCI19th	Ring foot entirely removed
E	2	478	TP Whiteware	3	18	2	Rim & spout	Jug	Stylised flower design 'peacock-feather' pattern	E – MCI19th	Probably part of the same vessel as the base from this context with a similar pattern

Area/Tr	C-Phase	Context	Type	No.	Wt.	ENV	Part	Form	Decoration	Date range	Notes
E	2	478	TP Whiteware	1	1	1	BS	Hollow ware	U/ID green printed design int & ext	E – MCI19th	
E	2	478	URE	1	37	1	Rim	Flowerpot	U/Dec	C19th	Clubbed rim
E	2	478	URE	3	108	3	BS	?Flowerpot	U/Dec	C19th	
E	2	478	URE	1	16	1	Base	?Flowerpot	U/Dec	C19th	
E	2	478	Whiteware	2	57	1	Ring foot base	Bowl	U/Dec	C19th	Rounded ring foot base
E	2	478	Whiteware	1	13	1	Recessed base	Mug/jug	U/Dec	C19th	Footed base
E	2	478	Whiteware	1	5	1	Ring foot base	Hollow ware	U/Dec	C19th	
E	2	478	Whiteware	1	14	1	Rim	Pie dish	U/Dec	C19th	Slightly discoloured; stacking scar on underside of everted rim
E	2	490	?Creamware	1	11	1	Recessed base	Mug/jug	U/Dec	c.1740 - c.1820	Pale cream finish
E	2	490	?Whiteware	5	261	5	Rim	Pie dish	U/Dec	C19th	Off-white finish; crazed & discoloured
E	2	490	?Whiteware	3	91	3	Flat base	Pie dish	U/Dec	C19th	Crazed & discoloured; late Creamware
E	2	490	Banded ware	10	107	1	Rim & BS	Carinated bowl	Black slip lines ext with diamond border between wavy lines immediately below rim	M – LC19th	See also ext 442 for very similar sherds
E	2	490	Banded ware	1	7	1	Rim	Mug/jug	Black band below rim	M – LC19th	
E	2	490	Banded ware	2	16	1	Rim	Mug	Blue band between narrow brown lines below rim, broad green band on body	C19th	
E	2	490	Banded ware	1	5	1	Rim	Mug	Broad green band above narrow brown slip lines ext	C19th	
E	2	490	Banded ware	1	12	1	Rim	Bowl	Thin blue lines below rim, broad cane coloured band with three wavy brown slip lines superimposed	C19th	
E	2	490	BGCW	16	2693	13	Rim	Pancheon	Brown glaze int only	LC18th - C19th	
E	2	490	BGCW	4	960	4	Collared rim	Jar	Brown glaze int only	LC18th - C19th	
E	2	490	BGCW	6	2170	6	Rim & handle	Jar	Brown glaze int only	LC18th - C19th	Lateral lug-like handle

Area/Tr	C-Phase	Context	Type	No.	Wt.	ENV	Part	Form	Decoration	Date range	Notes
E	2	490	BGCW	3	266	3	Rim	Jar	Brown glaze int only	LC18th - C19th	Thickened rim with clubbed profile
E	2	490	BGCW	12	4284	12	Base	Pancheon	Brown glaze int only	LC18th - C19th	
E	2	490	BGCW	1	470	1	Base	Jar	Brown glaze int only	LC18th - C19th	
E	2	490	BGCW	77	5745	77	BS	Pancheon	Brown glaze int only	LC18th - C19th	
E	2	490	BGCW	4	779	4	Base	Pancheon/jar	Brown glaze int only	LC18th - C19th	
E	2	490	BGCW	1	70	1	BS/spigot hole	Cistem	Brown glaze int only	LC18th - C19th	
E	2	490	BGCW	1	30	1	Rim	Small jar	Brown glaze int & ext	LC18th - C19th	
E	2	490	BGCW	1	48	1	Rim & handle	Small jar	Shiny black glaze int & ext	LC18th - C19th	Lateral handle
E	2	490	BGCW	2	310	1	Profile	Lid	Black glaze on top surface; funnel-like hollow knob with hole through lid	LC18th - C19th	Unusual object
E	2	490	Blue Banded ware	1	7	1	BS	Carinated bowl	Rilled band with blue paint above carination	C19th	
E	2	490	Blue Banded ware	2	37	1	Rim	Pudding bowl	Blue band ext below sharply everted rim with slightly darker blue lines above & below	C19th	Wide everted rim
E	2	490	Blue Banded ware	1	29	1	Rim	Mug/jug	Blue bands on body, slightly recessed	C19th	Parallel sided vessel
E	2	490	Blue Banded ware	1	60	1	Ring foot base	Carinated bowl	Blue bands on body above carination	C19th	
E	2	490	Blue Banded ware	6	80	6	BS	Carinated bowl	Blue bands on body above carination	C19th	
E	2	490	Blue Banded ware	11	70	11	Rim	Bowl	Blue bands on body	C19th	
E	2	490	Blue Banded ware	2	18	2	Rim	Bowl	Blue bands on body, flanked by thin blue lines above & below	C19th	
E	2	490	Blue Banded ware	2	18	1	BS	Carinated bowl	Thin blue line above carination with broader blue band	C19th	
E	2	490	Blue Banded ware	3	10	2	BS	Bowl	Thin dark blue lines above and below a broad blue band	C19th	

Area/Tr	C-Phase	Context	Type	No.	Wt.	ENV	Part	Form	Decoration	Date range	Notes
E	2	490	Blue Banded ware	3	11	3	BS	Hollow ware	Blue bands on body	C19th	
E	2	490	Bone China	2	23	1	Profile	Saucer	Overglaze hand painted floral design int with purple lustre leaves	C19th	
E	2	490	Bone China	1	5	1	Rim	Bowl	Purple-gold lustre decoration int	C19th	
E	2	490	Bone China	1	4	1	Rim	Hollow ware	Hand painted overglaze floral design int & ext	C19th	
E	2	490	Bone China	1	4	1	Rim	Saucer	Green sponged decoration int	M – LC19th	
E	2	490	Bone China	1	1	1	BS	Flatware	Thin red line int	M – LC19th	
E	2	490	BSGSW	2	194	1	Spout & BS	Jug	Low relief stamped designs on shoulder; rouletted lines	LC18th - C19th	Large, tall jug
E	2	490	BSGSW	2	108	1	Rim	Bowl	Three incised lines on body; sharply everted flat rim	LC18th - C19th	
E	2	490	BSGSW	1	109	1	Base	Bottle	U/Dec	LC18th - C19th	
E	2	490	BSGSW	1	33	1	Rim	Bottle	U/Dec	LC18th - C19th	Short collared rim, angular shoulder
E	2	490	BSGSW	1	22	1	Profile	Small bowl	Pale brown finish; two incised lines ext	LC18th - C19th	Shallow conical bowl
E	2	490	BSGSW	2	102	1	Base	Bowl	U/Dec	LC18th - C19th	Unusual pitting within a dark stain int
E	2	490	BSGSW	1	15	1	Rim	Bowl/porringer	Everted rim with double incised line below rim	LC18th - C19th	
E	2	490	BSGSW	2	57	1	Rim	Bottle/flask	Line of low relief moulded blobs on shoulder	LC18th - C19th	Handled flask or bottle
E	2	490	BSGSW	1	310	1	Base	Hollow ware	U/Dec	LC18th - C19th	Small footed base
E	2	490	BSGSW	1	18	1	Handle	Jar/stewpot	U/Dec	LC18th - C19th	Tube handle with tapering bore
E	2	490	BSGSW	1	156	1	Handle & BS	Jar/stewpot	Low relief stamped designs on body with rouletted bands	LC18th - C19th	Lateral double lobed loop handle
E	2	490	BSGSW	2	55	2	Rim & body	Porringer	Everted rim with double incised line below rim	LC18th - C19th	Handle stump ext

Area/Tr	C-Phase	Context	Type	No.	Wt.	ENV	Part	Form	Decoration	Date range	Notes
E	2	490	BSGSW	3	250	3	BS	Hollow ware	Lines of small wheel stamps between rouletted lines; brown ext, green int	LC18th - C19th	
E	2	490	BSGSW	1	65	1	Rim	Bowl	Low relief stamped curvilinear flower designs between rouletted lines	LC18th - C19th	Clubbed rim
E	2	490	BSGSW	5	45	3	BS	Hollow ware	Low relief stamped curvilinear flower designs between rouletted lines	LC18th - C19th	
E	2	490	BSGSW	1	238	1	Base	Bowl/jar	Stamped curvilinear designs between rouletted lines	LC18th - C19th	
E	2	490	BSGSW	2	88	1	BS	Hollow ware	Stamped geometric circles, stars & diamonds between moulded lines of circles	LC18th - C19th	Pale brown finish
E	2	490	BSGSW	1	144	1	Handle	Flagon/jar	U/Dec	LC18th - C19th	Wide strap handle
E	2	490	BSGSW	8	145	8	BS	Hollow ware	U/Dec	LC18th - C19th	Variations in colour, dark brown to light brown, pale green to brown int
E	2	490	BSGSW	1	44	1	Rim	Bowl	Rouletted lines with stamped horizontal flower motifs	LC18th - C19th	Clubbed rim
E	2	490	BSGSW	1	156	1	Base	Hollow ware	Rouletted lines with stamped geometric motifs	LC18th - C19th	Flat base with use wear
E	2	490	BSGSW	1	63	1	Base	Bowl/porringer	U/Dec	LC18th - C19th	Small bowl
E	2	490	BSGSW	1	28	1	Base	Hollow ware	Two pairs of deep incised lines above footed base	LC18th - C19th	
E	2	490	BSGSW	1	28	1	Base	Hollow ware	U/Dec	LC18th - C19th	
E	2	490	BSGSW	1	16	1	Rim	Jar	U/Dec	LC18th - C19th	Lid seated rim
E	2	490	BSGSW	2	54	2	BS	Hollow ware	Incised lines ext	LC18th - C19th	
E	2	490	BSGSW	1	25	1	BS	Hollow ware	Brown ext, green int	C19th	Possible pot disc
E	2	490	BSGSW	1	8	1	Fragment	Decorative element	Crouching animal; missing head and forelegs	LC18th - C19th	
E	2	490	Cane Coloured type ware	4	217	1	Profile	Bowl	U/Dec	C19th	Angular ring foot base; plain bowl in a very pale cane coloured fabric



Area/Tr	C-Phase	Context	Type	No.	Wt.	ENV	Part	Form	Decoration	Date range	Notes
E	2	490	Cane Coloured ware	2	73	2	Rim	Pie dish	U/Dec	C19th	Sharply everted rim
E	2	490	Cane Coloured ware	2	74	1	Rim	Bowl	U/Dec	C19th	Folded clubbed rim with cavity
E	2	490	Cane Coloured ware	2	43	2	Footring base	Bowl	U/Dec	C19th	Rounded ring foot bases
E	2	490	Cane Coloured ware	2	15	2	BS	Hollow ware	U/Dec	C19th	
E	2	490	Cane Coloured ware	2	15	2	Handle	Hollow ware	U/Dec	C19th	
E	2	490	Colour Glazed ware	1	15	1	Rim & handle	Server/tureen	Very dark blue glaze int & ext with relief moulded lug-like handle	C19th	
E	2	490	Colour Glazed ware	1	16	1	Rim	Mug/jug	Brown shiny Rockingham style glaze int & ext with relief moulded design ext	C19th	
E	2	490	Creamware	2	33	1	Flat base	Flatware	U/Dec	c.1740 - c.1820	Very light Creamware
E	2	490	Creamware	6	118	6	Recessed base	Plate	U/Dec	c.1740 - c.1820	
E	2	490	Creamware	4	76	1	Rim	Plate	U/Dec	c.1740 - c.1820	Crazed & discoloured
E	2	490	Creamware	2	45	1	Footring base	Plate	U/Dec	c.1740 - c.1820	Crazed & discoloured
E	2	490	Creamware	2	21	1	Footring base	Small plate	U/Dec	c.1740 - c.1820	Crazed & discoloured
E	2	490	Creamware	1	38	1	Profile	Plate	U/Dec	c.1740 - c.1820	Crazed & discoloured; footring base
E	2	490	Creamware	16	246	16	Footring base	Plate	U/Dec	c.1740 - c.1820	Crazed & discoloured
E	2	490	Creamware	3	50	1	Footring base	Plate	U/Dec	c.1740 - c.1820	Crazed & discoloured; double footring
E	2	490	Creamware	1	13	1	Rim	Plate	U/Dec	c.1740 - c.1820	Crazed & discoloured
E	2	490	Creamware	17	77	17	BS	Flatware	U/Dec	c.1740 - c.1820	Crazed & discoloured
E	2	490	Creamware	1	41	1	BS	?Bowl	U/Dec	c.1740 - c.1820	Crazed & discoloured
E	2	490	Creamware	2	14	2	BS	Hollow ware	U/Dec	c.1740 - c.1820	Crazed & discoloured
E	2	490	Creamware	1	3	1	Rim	Plate	U/Dec	c.1780 - c.1840	
E	2	490	Creamware	1	4	1	Footring base	U/ID	U/Dec	c.1740 - c.1820	
E	2	490	Edged ware	4	192	3	Recessed base	Plate	Moulded 'Grass' pattern edge with blue paint	c.1810 - c.1830	

Area/Tr	C-Phase	Context	Type	No.	Wt.	ENV	Part	Form	Decoration	Date range	Notes
E	2	490	Edged ware	16	186	13	Rim	Plate	Moulded 'Grass' pattern edge with blue paint	c.1810 - c.1830	
E	2	490	Edged ware	5	234	5	Profile	Plate	Moulded 'Grass' pattern edge with blue paint	c.1810 - c.1830	Footring base; wavy edge to plate
E	2	490	Edged ware	7	70	7	Rim	Plate	Moulded 'Grass' pattern edge with blue paint	c.1810 - c.1830	Wavy edged plate; possibly one vessel
E	2	490	Edged ware	8	119	8	Rim	Plate	Moulded 'Grass' pattern edge with blue paint	c.1810 - c.1830	Wavy edged plates
E	2	490	Edged ware	34	351	34	Rim	Plate	Moulded 'Grass' pattern edge with blue paint	c.1810 - c.1830	Various plates; some wavy, some plain edged, all moulded with blue paint
E	2	490	Edged ware	1	7	1	Rim	Plate/server	Moulded 'Grass' pattern edge with blue paint	c.1810 - c.1830	Thick plate edge
E	2	490	Edged ware	1	24	1	Rim	Small plate	Moulded 'Grass' pattern edge with blue paint	c.1810 - c.1830	
E	2	490	Edged ware	2	173	1	Rim	Pie dish	Moulded 'Grass' pattern edge with blue paint	c.1810 - c.1830	Narrow rim, wavy edge with 'Grass' pattern & blue paint
E	2	490	Edged ware	1	29	1	Rim	Pie dish	Plain edge with blue feather-edge paint	c.1810 - c.1830	
E	2	490	Edged ware	1	14	1	Rim	?Chafing dish	Moulded 'Grass' pattern edge with blue paint	c.1810 - c.1830	Double bodied vessel
E	2	490	Lustre ware	1	21	1	Rim	Jar	Silver lustre finish with leaf and flower motif	C19th	
E	2	490	Mocha ware	1	63	1	Rim	Handled bowl	Moulded handle terminal; blue Mocha trees on a white slip band	C19th	Folded clubbed rim with cavity; body chipped and flaked
E	2	490	Mocha ware	1	34	1	Rim	Bowl	Blue Mocha tree on a broad white slip band on body	C19th	Sharply everted, wide rim
E	2	490	Mocha ware	1	12	1	BS	Bowl	Blue Mocha tree on a broad white slip band; two thin green slip lines below	C19th	
E	2	490	Mocha ware	1	17	1	BS	Bowl	Blue Mocha trees on white slip band above three narrow white slip lines	C19th	

Area/Tr	C-Phase	Context	Type	No.	Wt.	ENV	Part	Form	Decoration	Date range	Notes
E	2	490	Mocha ware	1	6	1	BS & handle stump	Mug	Black Mocha trees on a green slip band with blue and brown slip bands above; moulded handle terminal	C19th	
E	2	490	Mocha ware	1	2	1	BS	Carinated bowl	Black Mocha tree on green slip band with three brown slip lines above carination	C19th	
E	2	490	Pearlware	1	25	1	Ring foot base	Bowl	U/Dec	LC18th - EC19th	Rounded ring foot base; blue-white
E	2	490	Pearlware	11	128	10	Recessed base	Plate	U/Dec	c.1780 - c.1840	Could be parts of Edged ware plates
E	2	490	Pearlware	10	103	5	Footring base	Plate	U/Dec	c.1780 - c.1840	
E	2	490	Pearlware	22	126	22	BS	Flatware	U/Dec	c.1780 - c.1840	
E	2	490	Pearlware	2	3	2	BS	Hollow ware	U/Dec	c.1780 - c.1840	
E	2	490	Saggar	1	420	1	Rim	Saggar	Yellow glaze int	C18th - C19th	Flat topped rim
E	2	490	Saggar	1	1171	1	Profile	Saggar	Yellowish glaze int with bitstone on base	C18th - C19th	21cm high (base to rim)
E	2	490	Slip Banded CC ware	3	81	1	Profile	Mug	Two blue slip lines below rim and on body with thin white slip lines between; moulded handle terminals	C19th	Recessed footed base
E	2	490	Slip Banded CC ware	1	86	1	Base	Hollow ware	Splayed base, brown slip lines ext	C19th	
E	2	490	Slip Banded CC ware	2	34	2	BS	Hollow ware	Brown slip lines ext	C19th	One sherd blistered
E	2	490	Slip Banded CC ware	1	23	1	Rim	Bowl	Folded clubbed rim with small cavity and thin white slip lines ext	C19th	
E	2	490	Slip Banded CC ware	1	12	1	BS/Rim	Bowl	Blue slip line below sharply everted rim	C19th	
E	2	490	Slip Banded CC ware	3	39	3	BS	Hollow ware	Blue and white slip lines ext	C19th	
E	2	490	Slip Banded CC ware	4	98	4	Rim & BS	Carinated bowl	Pairs of white slip lines between blue slip lines on body above carination	C19th	

Area/Tr	C-Phase	Context	Type	No.	Wt.	ENV	Part	Form	Decoration	Date range	Notes
E	2	490	Slip Banded ware	CC 1	32	1	Rim	Carinated bowl	Blue slip line below rim, six thin white slip lines on body	C19th	
E	2	490	Slip Banded ware	CC 3	17	3	Rim	Bowl	Blue and white slip lines ext	C19th	
E	2	490	Slip Banded ware	CC 1	37	1	Footring base	Carinated bowl	Thin white slip lines on body	C19th	Rounded ring foot base
E	2	490	Slip Banded ware	CC 1	14	1	BS	Carinated bowl	Two white slip lines immediately above carination	C19th	
E	2	490	Slip Banded ware	CC 1	12	1	BS	Carinated bowl	Two white slip lines above carination with blue line on upper body	C19th	
E	2	490	Stoneware		262	1	Base	Hollow ware	U/Dec	LC18th - C19th	Heavily secondarily burnt or overfired; blistered int
E	2	490	Stoneware		22	1	Rim	Mug/tankard	White stoneware with iron wash finish ext & sprigged decoration	LC18th - C19th	
E	2	490	Stoneware		74	2	BS	Hollow ware	Pale buff body	LC18th - C19th	
E	2	490	Stoneware		8	1	Recessed base	Hollow ware	Buff finish int & ext	LC18th - C19th	
E	2	490	Stoneware		345	1	Rim & shoulder	Flagon	Green stoneware finish; incised lines around short neck	C19th	Stamped '2 GALL' on shoulder
E	2	490	Stoneware		166	1	BS	Hollow ware	Recessed band ext	C19th	Green int & ext
E	2	490	Stoneware		1054	11	BS	Flagon	Impressed lines ext; green int & ext	C19th	Small part of handle and stamped label '1 GA...; probably one vessel
E	2	490	Stoneware		96	2	BS	Bottle	U/Dec	C19th	Green stoneware
E	2	490	Stoneware		105	1	BS	Bottle	U/Dec	C19th	Pale brown finish
E	2	490	Stoneware		87	3	BS	Flagon/jar	Green ext, whitish int	C19th	Probably one vessel
E	2	490	Stoneware		51	1	Base	Flagon/jar	Green ext with rouletted line immediately above the base	C19th	
E	2	490	Stoneware		44	1	BS	Hollow ware	Green finish	C19th	
E	2	490	TP Bone China		61	1	Footring base & rim	Plate	Green printed dendritic design int	M - LC19th	Similar design to Sea Grass and Fibre; probably the same plate

Area/Tr	C-Phase	Context	Type	No.	Wt.	ENV	Part	Form	Decoration	Date range	Notes
E	2	490	TP Pearlware	1	22	1	Double footring base	Dish/soup plate	Floral design with a curvilinear scroll-like design int	c.1780 - c.1840	See cxt 442 for a similar design, possibly the same vessel
E	2	490	TP Pearlware	1	12	1	Rim	Plate	Floral border between blue lines inside rim and floral design int	c.1780 - c.1840	See cxt 442 for a sherd with the same decoration
E	2	490	TP Whiteware	2	223	2	Rim	Carver/server	Willow	E – MC19th	Large sub-rectangular carver or meat dish; possibly the same vessel
E	2	490	TP Whiteware	1	84	1	Rim	Carver/server	Willow	E – MC19th	Sub-rectangular carver or meat dish
E	2	490	TP Whiteware	1	90	1	Profile	Carver/server	Willow	E – MC19th	Sub-rectangular carver or meat dish, flat base
E	2	490	TP Whiteware	1	94	1	Rim	Carver/server	Willow	E – MC19th	Large oval or sub-rectangular carver or meat dish
E	2	490	TP Whiteware	3	117	1	Rim	Carver/server	Willow	E – MC19th	Large oval or sub-rectangular carver or meat dish
E	2	490	TP Whiteware	1	43	1	Rim	Carver/server	Willow	E – MC19th	Sub-rectangular carver or meat dish
E	2	490	TP Whiteware	1	86	1	Rim	Pie dish	Willow	E – MC19th	Deep pie dish with narrow rim
E	2	490	TP Whiteware	5	173	4	Flat base	Pie dish	Willow	E – MC19th	Flat pie dish bases
E	2	490	TP Whiteware	1	28	1	BS	?Lid	Willow	E – MC19th	Probably part of a tureen lid
E	2	490	TP Whiteware	1	26	1	Profile	Small plate	Two Temples	E – MC19th	Pale blue print; small ?child's plate
E	2	490	TP Whiteware	2	41	2	Footring base	Plate	U/ID stylised landscape with double cellular band & scrolls	E – MC19th	Probably the same plate
E	2	490	TP Whiteware	3	40	2	Rim	Carinated bowl	Two Temples	E – MC19th	Probably one vessel
E	2	490	TP Whiteware	1	15	1	Rim	Plate	U/ID TP design with floral border	E – MC19th	

Area/Tr	C-Phase	Context	Type	No.	Wt.	ENV	Part	Form	Decoration	Date range	Notes
E	2	490	TP Whiteware	1	10	1	BS	Hollow ware	U/ID Chinese landscape int & ext	E – MCI19th	Banana trees int & ext
E	2	490	TP Whiteware	1	1	1	BS	U/ID	U/ID curvilinear design	E – MCI19th	Larger plate or server with flat base
E	2	490	TP Whiteware	5	76	5	Rim & BS	Large plate	Willow	E – MCI19th	Thick base
E	2	490	TP Whiteware	6	64	3	Base	Carver/server	Willow	E – MCI19th	Poor quality print
E	2	490	TP Whiteware	2	59	1	Footring base	Plate	Willow	E – MCI19th	Footring base, dished rim
E	2	490	TP Whiteware	5	34	1	Footring base	Plate	Willow	E – MCI19th	Dished rim, footring base; thin plates
E	2	490	TP Whiteware	5	55	1	Profile	Plate	Willow	E – MCI19th	Stamped maker's mark on underside; probably Brameld
E	2	490	TP Whiteware	12	154	11	Rim	Plate	Willow	E – MCI19th	
E	2	490	TP Whiteware	1	16	1	Footring base	Plate	Willow	c.1820 - 1842	
E	2	490	TP Whiteware	5	70	5	Footring base	Plate	Willow	E – MCI19th	
E	2	490	TP Whiteware	4	52	4	Base	Flatware	Willow	E – MCI19th	
E	2	490	TP Whiteware	1	19	1	Rim	Plate	Willow	E – MCI19th	Wide rim
E	2	490	TP Whiteware	3	2	3	Rim	Plate	Willow	E – MCI19th	
E	2	490	TP Whiteware	2	8	2	BS	Plate	Willow	E – MCI19th	
E	2	490	TP Whiteware	3	50	2	Rim	Plate	Low relief moulded rim with Willow TP pattern	E – MCI19th	
E	2	490	TP Whiteware	1	135	1	Rim	Plate	Low relief moulded rim with Willow TP pattern	E – MCI19th	
E	2	490	TP Whiteware	1	8	1	BS	Lid	Willow	E – MCI19th	
E	2	490	TP Whiteware	1	1	1	Rim	Cup/bowl	U/ID Floral pattern ext	E – MCI19th	
E	2	490	TP Whiteware	2	22	1	Rim	Saucer/dish	Blue printed floral design on an unusual curvilinear background	E – MCI19th	See ext 442 for the same design in green
E	2	490	TP Whiteware	1	39	1	Ring foot base	Bowl	All-over blue design, probably part of the bowl with the woman & basket design	E – MCI19th	Stained and discoloured

Area/Tr	C-Phase	Context	Type	No.	Wt.	ENV	Part	Form	Decoration	Date range	Notes
E	2	490	TP Whiteware	3	24	1	BS	Bowl	All-over blue printed bucolic design showing woman with a basket in a wooded landscape	E – MC19th	Stained and discoloured
E	2	490	TP Whiteware	1	10	1	Rim	Bowl	Albion; blurred print on rim	E – MC19th	Unusual thin walled everted rim bowl
E	2	490	TP Whiteware	1	3	1	Rim	?Small jug	Chinese landscape, probably Two Temples	E – MC19th	Very thin walled small diameter jug
E	2	490	TP Whiteware	1	16	1	Handle	Jug	Moulded strap handle with decorated edges and blue TP leaf and tendril design on spine of handle	E – MC19th	
E	2	490	TP Whiteware	1	3	1	BS	Plate	Dark Flow Blue curvilinear design	c.1835+	
E	2	490	TP Whiteware	1	2	1	Rim	Dish	Dark Flow Blue Chinese landscape design int	c.1835+	
E	2	490	TP Whiteware	1	2	1	Rim	Flatware	Dark Flow Blue curvilinear design, possibly part of a Chinese landscape design	c.1835+	
E	2	490	TP Whiteware	3	38	1	Profile	Dish	Floral design int	E – MC19th	Ring foot base and plain rim; crazed & discoloured
E	2	490	TP Whiteware	1	12	1	Rim	Plate	Floral design int with curvilinear geometric design inside rim	E – MC19th	
E	2	490	TP Whiteware	1	15	1	Handle & BS	Jug/gravy boat	Floral design ext with moulded handle terminal	E – MC19th	
E	2	490	TP Whiteware	1	1	1	BS	Flatware	Willow	E – MC19th	
E	2	490	TP Whiteware	1	17	1	BS	Jug/bowl	Floral design ext with Chinese style butterfly	E – MC19th	
E	2	490	TP Whiteware	4	33	3	BS	Hollow ware	Two Temples	E – MC19th	
E	2	490	TP Whiteware	2	2	2	BS	Hollow ware	Stylised floral design ext	E – MC19th	
E	2	490	TP Whiteware	1	8	1	Ring foot base	Cup/bowl	Albion style dendritic design in centre of base int	E – MC19th	Discoloured and stained
E	2	490	TP Whiteware	1	10	1	Rim	Mug/jug	Stylised floral sprays ext	E – MC19th	See also a base from this context with the same design

Area/Tr	C-Phase	Context	Type	No.	Wt.	ENV	Part	Form	Decoration	Date range	Notes
E	2	490	TP Whiteware	1	6	1	Base	Flatware	Stylised floral sprays int	E – MC19th	See also a rim from this context with the same design
E	2	490	TP Whiteware	1	8	1	BS	Hollow ware	Stylised floral design on a geometric background; waisted form	E – MC19th	
E	2	490	TP Whiteware	1	4	1	BS	Hollow ware	Floral spray ext	E – MC19th	
E	2	490	TP Whiteware	9	78	1	BS & handle	Hollow ware	Stylised floral design ext 'Peacock Tail' design; moulded handle terminal	E – MC19th	
E	2	490	TP Whiteware	19	206	1	Profile	Carinated bowl	Regular pattern of daisy heads int & ext	E – MC19th	
E	2	490	TP Whiteware	5	149	1	Rim, BS & spout	Jug	Stylised floral sprays on a geometric curvilinear background	E – MC19th	
E	2	490	TP Whiteware	5	66	3	Footring base & rim	Plate	Black printed Chinese landscape with geometric border; blue and orange hand colouring of some elements int	E – MC19th	Probably the same plate
E	2	490	Whiteware	3	254	3	Ring foot base	Bowl	U/Dec	C19th	Rounded ring foot bases (all complete); cream to off-white finish, slightly discoloured
E	2	490	Whiteware	5	104	5	Ring foot base	Bowl	U/Dec	C19th	Off-white finish; rounded ring foot base
E	2	490	Whiteware	1	36	1	Flat base	Flatware	U/Dec	C19th	Stamped '14' on underside
E	2	490	Whiteware	1	14	1	Rim	Bowl	Clubbed rim	M – LC19th	
E	2	490	Whiteware	1	9	1	Handle	Jug	Moulded handle terminal	M – LC19th	Could be slightly earlier
E	2	490	Whiteware	1	5	1	Handle	Jug	U/Dec	M – LC19th	
E	2	490	Whiteware	1	16	1	Rim	Pie dish	U/Dec	M – LC19th	
E	2	490	Whiteware	1	6	1	BS	U/ID	Odd sherd from a rectangular object with dark blue linear decoration ext.	c.1840+	
E	2	490	Whiteware	1	11	1	Profile	Dish/small saucer	Relief moulded pattern of daisy heads around rim	C19th	



Area/Tr	C-Phase	Context	Type	No.	Wt.	ENV	Part	Form	Decoration	Date range	Notes
E	2	490	Whiteware	1	33	1	Rim & body	Hollow ware	Relief moulded vessel; yellow painted wickerwork pattern with unpainted frieze of leaves above; moulded handle terminal	C19th	Possibly a novelty teapot or jug
E	2	490	Whiteware	1	18	1	BS	Jug	Relief moulded jug spout in the form of two bearded faces with brown and pink painted detail	C19th	
E	2	497	?Pearlware	1	118	1	Semi-recessed base	Bowl	U/Dec with slight bluing int & ext	E – MC19th	
E	2	497	?Pearlware	2	100	1	Ring foot base	Bowl	U/Dec with slight bluing int & ext	E – MC19th	Angular ring foot base
E	2	497	BGCW	6	1804	6	Rim	Pancheon	Brown glaze int only	LC18th - C19th	Round rim
E	2	497	BGCW	3	1618	3	Base	Pancheon	Brown glaze int only	LC18th - C19th	
E	2	497	BGCW	2	283	2	BS	Jar/pancheon	Brown glaze int only	LC18th - C19th	
E	2	497	Blue Glazed ware	1	24	1	Pedestal base	Tazza	Dark blue glaze int only, unglazed ext	C19th	An example of a common type of vessel which is as yet unidentified; see also Upper Allen St etc
E	2	497	Blue Glazed ware	8	42	1	Rim & body	Tazza	Dark blue glaze int only, unglazed ext	C19th	An example of a common type of vessel which is as yet unidentified; see also Upper Allen St etc
E	2	497	Blue Glazed ware	2	5	2	Rim	Tazza	Dark blue glaze int only, unglazed ext	C19th	An example of a common type of vessel which is as yet unidentified; see also Upper Allen St etc
E	2	497	BSGSW	2	437	1	Rim	Large jar	Brown ext, unglazed int; incised groove ext	C19th	Lid seated rim with a hole through the rim
E	2	497	Stoneware	1	15	1	Shoulder	Bottle	Buff stoneware	C19th	
E	2	497	Stoneware	1	13	1	BS	Hollow ware	Greenish ext, brown int	C19th	
E	2	497	TP Bone China	4	30	1	Ring foot base & handle	Cup	Two Temples ext, 'Island' pattern int	C19th	

Area/Tr	C-Phase	Context	Type	No.	Wt.	ENV	Part	Form	Decoration	Date range	Notes
E	2	497	TP Whiteware	1	49	1	Rim	Carver/server	Willow	M – LC19th	Sub-rectangular server or carver; printed mark under rim 'STONE CHINA'; See Plate 5
E	2	497	TP Whiteware	1	6	1	BS	Carver/server	Willow	M – LC19th	
E	2	497	TP Whiteware	1	28	1	Footring base	Large plate	Geometric stylised floral design int	LC19th	Part of maker's mark on underside; pattern name '...RT' / ... K & co
E	2	497	TP Whiteware	1	13	1	Rim	Large plate	Geometric stylised floral design int	LC19th	See also footring base from this context, probably same plate
E	2	497	TP Whiteware	3	51	3	Rim	Tureen/server	All-over tree and leaf design int with a bird on a twig	M – LC19th	Lid seated rim
E	2	497	TP Whiteware	1	39	1	Profile	Plate	Asiatic Pheasants	M – LC19th	Crazed, tripod stilt mark on base
E	2	497	URE	1	21	1	Rim	Flowerpot	U/Dec	C19th	
E	2	497	Whiteware	1	82	1	Recessed base	Mug/jug	U/Dec	M – LC19th	Utilitarian ware
E	2	497	Whiteware	1	12	1	Base	U/ID	U/Dec	C19th	
E	2	442&490	Blue Bodied ware	9	160	1	BS	Hollow ware	Elaborate relief moulded design of a male figure with a lion, a leopard & lamb with columns and a tower in the background	C19th	Row of shields around upper body; do not all join but probably one vessel
E	2	478&490	Edged ware	5	173	2	Rim	Soup bowl	Moulded 'Grass' pattern edge with blue paint	c.1810 - c.1830	Larger than a normal plate with more extensive moulding
A/D	2	151	?Creamware	4	19	4	BS	Hollow ware	U/Dec	EC19th	Very pale Creamware, could be unusual Whiteware
A/D	2	151	BGCW	1	36	1	Base	Bowl/dish	Brown glaze int	C18th - C19th	Pot disc; 49mm x 53mm; See Plate 11
A/D	2	151	BGCW	3	73	1	Rim	Bowl/dish	Brown glaze int	C18th - C19th	Sharply everted, flat topped rim; shallow bowl
A/D	2	151	BGCW	2	99	2	Base	Pancheon/bo wl	Brown glaze int	C18th - C19th	Use-wear on underside
A/D	2	151	BGCW	1	161	1	Base	Jar	Brown glaze int	C18th - C19th	

Area/Tr	C-Phase	Context	Type	No.	Wt.	ENV	Part	Form	Decoration	Date range	Notes
A/D	2	151	BGCW	5	104	5	BS	Pancheon	Brown glaze int	C18th - C19th	
A/D	2	151	BGCW	1	19	1	BS	Hollow ware	Black glaze int & partially ext	C18th - C19th	
A/D	2	151	Blue Banded ware	1	5	1	Rim	Bowl	Pale blue painted bands and lines ext	C19th	
A/D	2	151	Blue Banded ware	1	3	1	BS	Hollow ware	Thin blue line ext	C19th	
A/D	2	151	Bone China	1	3	1	Footring base	Flatware	U/Dec	M - LC19th	
A/D	2	151	BSGSW	2	17	2	Base & BS	Bottle/jar	Light brown finish ext	C19th	
A/D	2	151	BSGSW	1	3	1	BS	Hollow ware	U/Dec	C19th	
A/D	2	151	Cane Coloured ware	1	24	1	Splayed base	Hollow ware	U/Dec; splayed recessed base	C19th	
A/D	2	151	Cane Coloured ware	1	18	1	Footed base	Mug/jug	Splayed footed base, two raised ridges above foot	C19th	
A/D	2	151	Cane Coloured ware	1	5	1	Rim	Pie dish	U/Dec	C19th	
A/D	2	151	Cane Coloured ware	2	7	2	BS	Hollow ware	U/Dec	C19th	
A/D	2	151	Cane Coloured ware	2	23	2	Rim	Bowl	U/Dec	C19th	Folded clubbed rims
A/D	2	151	Colour Glazed ware	1	15	1	Handle & BS	Teapot	Brown shiny 'Rockingham' style glaze int & ext	C19th	
A/D	2	151	Colour Glazed ware	1	5	1	Rim	Teapot	Moulded lid seated rim with small panels ext	C19th	
A/D	2	151	Colour Glazed ware	1	17	1	Handle & BS	Teapot	Black shiny glaze int & ext	C19th	
A/D	2	151	Edged ware	1	14	1	Rim	Pie dish	Very low relief moulded wavy edge with feather-edge blue paint	EC19th	Later Edged ware
A/D	2	151	Edged ware	2	4	1	Rim	Plate	Moulded rim with very dark blue painted edge	c.1810 - c.1830	
A/D	2	151	Edged ware	1	7	1	Rim	Plate	Moulded rim with blue paint	c.1810 - c.1830	
A/D	2	151	Mocha ware	2	13	1	BS	Hollow ware	Pale blue Mocha tree on a white slip band ext	C19th	

Area/Tr	C-Phase	Context	Type	No.	Wt.	ENV	Part	Form	Decoration	Date range	Notes
A/D	2	151	Mocha ware	1	1	1	BS	Mug	Black Mocha tree on olive green band with thin brown slip lines	C19th	
A/D	2	151	Slip Banded CC ware	1	9	1	BS	Hollow ware	Thin white slip lines ext with moulded handle terminal	C19th	
A/D	2	151	Slip Banded CC ware	1	5	1	BS	Hollow ware	Thin white slip lines ext	C19th	
A/D	2	151	Slip Banded CC ware	1	3	1	Rim	Bowl	Thin white slip lines on body	C19th	
A/D	2	151	Slip Banded CC ware	1	2	1	BS	Hollow ware	Brown slip lines ext	C19th	
A/D	2	151	Slip Banded CC ware	1	8	1	BS	Hollow ware	Thin blue line ext	C19th	
A/D	2	151	Sponged ware	2	9	1	BS	Hollow ware	Blue sponging ext	c.1830+	
A/D	2	151	Stoneware	4	49	4	BS	Hollow ware	Green stoneware	C19th	
A/D	2	151	Stoneware	1	64	1	Base	Jar/flagon	Green stoneware with brown base	C19th	
A/D	2	151	Stoneware	1	5	1	BS	Hollow ware	Green stoneware with brown mottling ext	C19th	
A/D	2	151	Tin Glazed Earthenware	1	69	1	Base	Jar	Blue-white tin glaze int & ext	C17th - C18th	Unusually thick and heavy base; earlier than most of this context
A/D	2	151	TP Bone China	1	3	1	Footring base	Flatware	U/ID TP design in centre	C19th	
A/D	2	151	TP Bone China	1	2	1	Footring base	Flatware	Chinese landscape int	C19th	
A/D	2	151	TP Whiteware	1	3	1	Rim	Hollow ware	Sepia printed design in a round panel on a very dark blue background	E - MC19th	See also ext 1000 for a similar sherd but does not join
A/D	2	151	TP Whiteware	1	15	1	Ring foot base	Bowl	Dark 'Flow Blue' design ext	c.1835+	
A/D	2	151	TP Whiteware	1	1	1	BS	Hollow ware	Dark 'Flow Blue' curvilinear design int	c.1835+	
A/D	2	151	TP Whiteware	1	13	1	Rim	Server/carver	Willow	E - MC19th	
A/D	2	151	TP Whiteware	5	21	5	Footring base	Plate	Willow	E - MC19th	
A/D	2	151	TP Whiteware	1	3	1	Rim	Flatware	Willow	E - MC19th	
A/D	2	151	TP Whiteware	2	5	2	BS	Flatware	Willow	E - MC19th	

Area/Tr	C-Phase	Context	Type	No.	Wt.	ENV	Part	Form	Decoration	Date range	Notes
A/D	2	151	TP Whiteware	1	6	1	BS	?Tureen/serve r	Willow	E – MC19th	
A/D	2	151	TP Whiteware	1	13	1	Ring foot base	Cup/bowl	European landscape scene int with tree; smudged print	E – MC19th	
A/D	2	151	TP Whiteware	2	10	1	Ring foot base	Cup/bowl	Pale blue 'Island' pattern int; Two Temples ext	E – MC19th	
A/D	2	151	TP Whiteware	1	3	1	Rim	Cup/bowl	Two Temples	E – MC19th	
A/D	2	151	TP Whiteware	1	2	1	Rim	Flatware	Chinese landscape border; ?Two Temples	E – MC19th	
A/D	2	151	TP Whiteware	1	2	1	Flat base	Flatware	Chinese landscape; ?Two Temples int	E – MC19th	
A/D	2	151	TP Whiteware	1	4	1	Footring base	Flatware	Curvilinear dendritic design border with rural scene in circular panel in centre	E – MC19th	
A/D	2	151	TP Whiteware	1	1	1	BS	Flatware	Floral design int	C19th	
A/D	2	151	TP Whiteware	1	2	1	BS	Flatware	U/ID red TP design	E – MC19th	
A/D	2	151	Whiteware	1	14	1	Fragment	Figurine	Press moulded fragment; unidentifiable	E – MC19th	
A/D	2	151	Whiteware	2	20	2	Ring foot base	Bowl	U/Dec	E – MC19th	
A/D	2	151	Whiteware	5	15	5	Rim & BS	Flatware	U/Dec	E – MC19th	
Tr1	3	100	Sponge Printed ware	1	57	1	Rim	Dish	Blue sponge printing on sharply everted rim	c.1840+	
Tr1	3	100	Stoneware	1	152	1	Rim	Bowl	Moulded band on body; brown ext, grey int	C19th	
Tr1	3	100	Stoneware	1	421	1	Base	Flagon/jar	Grey stoneware	C19th	
A/D	4	102	?Earthenware	1	1127	1	Base	Flagon/jar	U/Dec	C19th	Overfired with large blisters in the wall
A/D	4	102	BGCW	1	363	1	Base	Jar	Brown glaze int only	C19th	Pedestal base with flaring body; orange-red discoloration all over
A/D	4	102	Biscuit Fired ware	1	96	1	Pedestal base	Hollow ware	U/Dec	C19th	
A/D	4	102	Biscuit Fired ware	1	74	1	Profile	Plate	Asiatic Pheasants	M – LC19th	Transfer printed but unglazed; orange-red discolouration all over

Area/Tr	C-Phase	Context	Type	No.	Wt.	ENV	Part	Form	Decoration	Date range	Notes
A/D	4	102	Biscuit Fired ware	1	64	1	Recessed base	Hollow ware	U/Dec	C19th	Biscuit fired with orange-red discoloration all over
A/D	4	102	Biscuit Fired ware	2	377	1	Footring base	Bowl	U/Dec	C19th	Biscuit fired with orange-red discoloration all over
A/D	4	102	Biscuit Fired ware	1	100	1	Rim	Dish	Willow ext	C19th	Biscuit fired with TP design ext but unglazed; orange-red discoloration all over
A/D	4	102	Stoneware	1	189	1	Base	Jar/flagon	Green stoneware finish	C19th	
A/D	4	102	Stoneware	1	71	1	Rim	Jar	Green stoneware finish	C19th	Small collared rim
A/D	4	102	TP Whiteware	2	202	2	Profile	Plate	Asiatic Pheasants	M – LC19th	Fiat base
A/D	4	102	URE	1	120	1	Base	Flowerpot	U/Dec	C19th	Normal flowerpot base
A/D	4	105	?Component	1	772	1	Profile	U/D	Black glaze on upper surface	C19th - EC20th	Solid dome-shaped object with tripartite profile and knob on top; narrow hole runs from top to bottom
A/D	4	105	Banded ware	1	53	1	Profile	Pie dish	Red band on rim, thin red line int	M – LC19th	
A/D	4	105	Biscuit Fired ware	1	189	1	Ring foot base	Bowl	U/Dec	C19th	Rounded ring foot base
A/D	4	105	Biscuit Fired ware	2	38	2	Footring base	Plate	U/Dec	C19th	
A/D	4	105	Biscuit Fired ware	1	57	1	Recessed base	Mug/jug	U/Dec	C19th	Parallel sided vessel
A/D	4	105	Biscuit Fired ware	1	20	1	Recessed base	Mug/jug	U/Dec	C19th	Parallel sided vessel
A/D	4	105	Biscuit Fired ware	1	93	1	Ring foot base	Bowl	Blue slip band ext	C19th	Biscuit fired blue banded ware; unglazed
A/D	4	105	Biscuit Fired ware	1	62	1	Rim	Server/tureen	U/Dec	C19th	Lid-seated rim; discoloured int & ext
A/D	4	105	Biscuit Fired ware	1	95	1	Recessed base	Mug/tankard	Ridges and grooves above footed base	C19th	Discoloured
A/D	4	105	Biscuit Fired ware	1	44	1	BS	Hollow ware	U/Dec	C19th	

Area/Tr	C-Phase	Context	Type	No.	Wt.	ENV	Part	Form	Decoration	Date range	Notes
A/D	4	105	Biscuit Fired ware	1	17	1	BS	Hollow ware	U/Dec	C19th	
A/D	4	105	Biscuit Fired ware	1	12	1	BS	Hollow ware	Floral / leaf design ext; unglazed	C19th	Transfer printed but not finished
A/D	4	105	Biscuit Fired ware	1	18	1	Rim	Plate	Traces of a floral design on the rim; unglazed	C19th	Transfer printed but not finished
A/D	4	105	Biscuit Fired ware	1	28	1	Rim	Plate	Asiatic Pheasants; unglazed	M – LC19th	Transfer printed but not finished
A/D	4	105	Kiln furniture	1	12	1	Fragment	Rod	N/A	C18th - C19th	White rod
A/D	4	105	Kiln furniture	1	41	1	Fragment	Rods	N/A	C18th - C19th	Multiple rods squashed together; finger prints ext
A/D	4	105	Saggar	1	546	1	Base & walls	Saggar	N/A	LC18th - C19th	Thick yellowish glaze int; bitstone on int of base
A/D	4	105	Saggar	2	1590	2	Rim	Saggar	N/A	LC18th - C19th	Thick yellowish glaze int; plain flat topped rim
A/D	4	105	Saggar	1	1255	1	Rim	Saggar	N/A	LC18th - C19th	No glaze; ?unused
A/D	4	105	Sponge Printed ware	1	27	1	Rim	Pie dish	Blue sponge printed design on everted rim	c.1840+	All sponge printed sherds from this context have the same design
A/D	4	105	Sponge Printed ware	1	76	1	Rim	Pie dish	Blue sponge printed design on rim and ext of body	c.1840+	Waster; rim of a second pie dish is sticking to the underside of the other
A/D	4	105	Sponge Printed ware	1	12	1	BS	Pie dish	Blue sponge printed design int & ext	c.1840+	
A/D	4	105	Whiteware	1	129	1	Ring foot base	Bowl	U/Dec	M – LC19th	Round ring foot base
A/D	4	105	YGCW	1	14	1	BS	Bowl/dish	White slip int, originally glazed	C19th	
E	4	104	Biscuit Fired ware	1	40	1	Rim	Pie dish	U/Dec	C19th	Narrow everted rim
E	4	104	Biscuit Fired ware	1	12	1	Rim	Plate	U/Dec	C19th	
E	4	104	Biscuit Fired ware	1	36	1	Rim	Carver/server	U/Dec	C19th	

Area/Tr	C-Phase	Context	Type	No.	Wt.	ENV	Part	Form	Decoration	Date range	Notes
E	4	104	Biscuit Fired ware	1	12	1	Recessed base	Hollow ware	U/Dec	C19th	
E	4	104	Colour Glazed ware	1	8	1	BS	Hollow ware	Brown glaze int & ext on a fine red body	C19th	
E	4	104	Colour Glazed ware	1	44	1	Fragment	U/ID	Thick dark green glaze on one side	C19th	Flat disc (?base or lid) with central perforation
E	4	104	Colour Glazed ware	1	63	1	BS/Base	Hollow ware	Relief moulded decoration ext, thick dark green glaze ext	C19th	See also flat perforated disc (base/lid) - similar finish
E	4	104	Kiln furniture	1	11	1	Fragment	Rod	N/A	C18th - C19th	White fired clay rod from kiln
E	4	104	Kiln furniture	2	17	2	Fragment	Rod	N/A	C18th - C19th	Flattened rod
E	4	104	Saggars	1	64	1	Base	Saggars	N/A	C18th - C19th	Yellow glaze on underside, bitstone & yellow-brown glaze int
E	4	104	Saggars	2	239	1	BS	Saggars	N/A	C18th - C19th	Thick mottled brown glaze int only
E	4	104	Stoneware	1	16	1	BS	Hollow ware	White slip int, brown ext	C19th	
E	4	104	Stoneware	1	21	1	BS	Flagon/jar	Buff stoneware	C19th	
E	4	104	YGCW	1	35	1	Rim	Pancheon/bo wl	White slip int with unglazed red band on inside of rim	LC18th - C19th	Rounded rim
Tr2	4	101	Biscuit Fired ware	2	42	2	Rim	Plate	U/Dec	C19th	
Tr2	4	101	Biscuit Fired ware	1	40	1	Profile	Plate	U/Dec	C19th	Wavy edged plate with footring base
Tr2	4	101	Biscuit Fired ware	1	11	1	Footring base	Plate	U/Dec	C19th	
Tr2	4	101	Biscuit Fired ware	1	38	1	Rim	Pie dish	U/Dec	C19th	Everted rim
Tr2	4	101	Biscuit Fired ware	1	23	1	Recessed base	Bowl	U/Dec	C19th	
Tr2	4	101	Biscuit Fired ware	1	17	1	Rim	Mug/jug	U/Dec	C19th	Plain rim
Tr2	4	101	Biscuit Fired ware	1	37	1	BS	Bowl/tureen lid	U/Dec	C19th	



Area/Tr	C-Phase	Context	Type	No.	Wt.	ENV	Part	Form	Decoration	Date range	Notes
Tr2	4	101	Biscuit Fired ware	1	70	1	Flat base	Dish/bowl	U/Dec	C19th	Very heavily discoloured and with red iron-rich deposits all over
Tr2	4	101	Biscuit Fired ware	1	93	1	Profile	Plate/server	U/Dec	C19th	Flat base; very heavily discoloured and with red iron-rich deposits all over
Tr2	4	101	Biscuit Fired ware	1	96	1	Ring foot base	Bowl	U/Dec	C19th	Discoloured
Tr2	4	101	Biscuit Fired ware	1	59	1	Recessed base	Mug/jug	U/Dec	C19th	Discoloured
Tr2	4	101	Biscuit Fired ware	3	23	3	BS	Hollow ware	U/Dec	C19th	Discoloured
Tr2	4	101	Biscuit Fired ware	1	12	1	Flat base	Dish	U/Dec	C19th	Discoloured
Tr2	4	101	Kiln furniture	4	31	4	Fragment	Flat rod	N/A	C18th - C19th	Hand made stilt with sliced end; leg length 4.5cm; finger-print impressions in centre
Tr2	4	101	Kiln furniture	1	13	1	Fragment	Tripod stilt	N/A	C18th - C19th	Hand made stilt with sliced end; leg length 4.5cm; finger-print impressions in centre
Tr2	4	101	Saggars	2	753	1	Rim & BS	Saggars	N/A	C18th - C19th	Yellow glaze int; includes rim and body to immediately above base; 19cm high
Tr2	4	101	Sponge Printed ware	1	118	1	Flat base	Pie dish	Blue sponge printed floral designs int	c.1840+	Crazed and discoloured
Tr2	4	101	TP Whiteware	1	36	1	Rim	Pie dish	Willow int & ext; poor quality print	M - LC19th	Crazed & discoloured
Tr2	4	101	Whiteware	1	4	1	BS	Cup/mug	U/Dec	M - LC19th	
Tr2	4	101	Whiteware	1	7	1	BS	Hollow ware	U/Dec	M - LC19th	
Tr2	4	101	Whiteware	1	16	1	Rim	Plate	Moulded fluting or ribbing on rim int	M - LC19th	Some bluing
<b>Total</b>				<b>1883</b>	<b>78413</b>	<b>1600</b>					

Table 9. Pottery from context 1000, sub-divided by area and trench

Context	Type	No.	Wt.	ENV	Part	Form	Decoration	Date range	Notes
A/D	?Creamware	3	11	3	Rim & BS	Jug	U/Dec	c.1740 - c.1820	Crazed and discoloured
A/D	?Whiteware	4	10	4	Ring foot base	Hollow ware	U/Dec	C19th	Sherds from footing bases
A/D	?Whiteware	2	14	2	Semi-recessed base	Hollow ware	U/Dec	C19th	
A/D	?Whiteware	1	14	1	Rim	Jar	U/Dec	C19th	Heavily abraded, probably water-worn
A/D	?Whiteware	1	9	1	Footed base	Mug/jug	U/Dec	C19th	
A/D	Banded ware	1	2	1	BS	Flatware	Two thin red lines int	M - LC19th	
A/D	Banded ware	1	8	1	BS	Hollow ware	Three brown slip lines ext	C19th	
A/D	Banded ware	1	2	1	BS	Hollow ware	Blue band with narrow brown lines	C19th	
A/D	Banded ware	1	4	1	BS	Hollow ware	Red-brown and dark brown slip bands with thin white lines ext	C19th	
A/D	Banded ware	1	1	1	Rim	Jar	Small vertical rim with brown line, blue line on shoulder	C19th	
A/D	Banded ware	1	11	1	Footed base	Mug	Footed base, raised ridges on lower body, green band	C19th	
A/D	Banded ware	1	27	1	Footed base	Mug/jug	Thin pale blue lines ext	C19th	
A/D	Banded ware	1	10	1	Rim	Plate	Thin red line around rim	M - LC19th	
A/D	BGCW	1	134	1	Base & spigot hole	Cistern	Brown glaze int	C18th - C19th	Applied 'collar' around spigot hole
A/D	BGCW	1	66	1	Rim	Dish	Brown glaze int; sharply everted angular rim	C18th - C19th	
A/D	BGCW	2	295	2	Rim	Dish/pancheon	Brown glaze int only; square-sectioned, sharply everted rim with shallow groove ext	C18th - C19th	
A/D	BGCW	2	216	2	Rim	Dish/pancheon	Brown glaze int only; square-sectioned, sharply everted rim with shallow groove ext	C18th - C19th	
A/D	BGCW	1	78	1	Rim	Dish/pancheon	Sharply everted rim; dished profile with raised lip	C18th - C19th	

Context	Type	No.	Wt.	ENV	Part	Form	Decoration	Date range	Notes
A/D	BGCW	1	39	1	Rim	Dish/ pancheon	Everted rim; external edge removed	C18th - C19th	
A/D	BGCW	1	111	1	BS	Hollow ware	Black glaze ext only	C18th - C19th	
A/D	BGCW	1	17	1	Handle	Hollow ware	Brown glaze on handle	C18th - C19th	
A/D	BGCW	20	538	20	BS	Hollow ware	Brown glaze int only	C18th - C19th	
A/D	BGCW	2	300	2	Base	Jar	Black glaze int	C18th - C19th	
A/D	BGCW	2	160	2	Rim	Pancheon	Brown glaze int only; rounded clubbed rim, everted	C18th - C19th	
A/D	BGCW	1	126	1	Rim	Pancheon	Brown glaze int only; heavy sub-rectangular rim, slightly overhanging lower angle	C18th - C19th	Deep pancheon; black deposit ext
A/D	BGFW	1	30	1	Handle & BS	Hollow ware	Black glaze int & ext; narrow strap handle	C18th - C19th	
A/D	Blue Banded ware	1	8	1	Rim	Bowl	Two thin blue lines between rim and broader blue band on body	C19th	
A/D	Blue Banded ware	2	2	2	Rim	Bowl	Blue lines below rim	C19th	
A/D	Blue Banded ware	1	34	1	BS	Carinated bowl	Three black slip lines above carination below a broad blue band on body	C19th	
A/D	Blue Banded ware	8	21	8	BS	Hollow ware	Various combinations of blue lines and bands	C19th	
A/D	Blue Banded ware	1	5	1	Rim	U/ID	Blue bands ext	C19th	
A/D	Bone China	1	7	1	Rim	Cup	Blue sprigged decoration on a moulded body	C19th	
A/D	Bone China	1	22	1	Footring base	Cup/bowl	Fluted body	C19th	
A/D	Bone China	1	21	1	Footring base	Cup/bowl	U/Dec	C19th	Slightly abraded edges An unusual figurine
A/D	Bone China	1	5	1	Fragment	Figurine	Squatting figure baring buttocks	C19th - EC20th	
A/D	Bone China	1	10	1	Fragment	Figurine	Hairy animal	C19th - EC20th	
A/D	Bone China	2	12	2	Rim	Flatware	U/Dec	M - LC19th	Thick plate, slightly blue-white finish
A/D	Bone China	1	3	1	BS	Hollow ware	Moulded fluted body	C19th	
A/D	Bone China	1	5	1	BS	Hollow ware	U/Dec	M - LC19th	Thick institutional style ware
A/D	Bone China	1	1	1	BS	Hollow ware	Thin red line ext	C19th	

Context	Type	No.	Wt.	ENV	Part	Form	Decoration	Date range	Notes
A/D	Bone China	1	1	1	BS	Hollow ware	U/Dec	C19th	
A/D	Bone China	1	3	1	BS/handle stump	Hollow ware	U/Dec	C19th	
A/D	Bone China	1	1	1	BS	Hollow ware	Overglaze green and red design	LC19th - EC20th	
A/D	Bone China	1	35	1	Base	Mug/Jar	Printed on underside; 'GivR / Hollinshead & Kirkham / 1942'	1942+	
A/D	Bone China	1	6	1	U/ID	Perforated sherd	U/Dec	M - LC19th	Possibly a component - ?electrical fitting
A/D	Bone China	1	18	1	Rim	Plate	Relief moulded panels int	M - LC19th	Thick institutional style plate
A/D	Bone China	1	5	1	Footring base	Plate	U/Dec	C19th	Thick institutional style ware
A/D	Bone China	1	53	1	Rim	Plate	Relief moulded ribbon motif with curvilinear frieze around edge of rim; overglaze transfer printed floral motif	LC19th - MC20th	
A/D	Bone China	1	3	1	Rim	Plate	Blue sprigged vine and grape motif ext	C19th	
A/D	Bone China	1	2	1	Footring base	Plate	U/Dec	C19th	
A/D	Bone China	1	1	1	Rim	Saucer	U/Dec	C19th	
A/D	Bone China	1	2	1	Rim	Saucer	Wavy edge	C19th	
A/D	Bone China	1	2	1	Profile	Toy/ornament	Small rectangular lid; 2.2cm x 1.5mm	C19th - EC20th	
A/D	Bone China	1	2	1	Rim	U/ID	U/Dec	C19th	Odd flat sherd with hammerhead rim
A/D	BSGSW	1	45	1	BS	Bottle	U/Dec	C19th	
A/D	BSGSW	1	67	1	Base	Bottle	U/Dec	C19th	
A/D	BSGSW	1	8	1	Base	Bottle	U/Dec	LC18th - C19th	Could be an ink bottle
A/D	BSGSW	1	27	1	Rim	Bowl	Four thin incised lines immediately below small clubbed rim	LC18th - C19th	
A/D	BSGSW	1	39	1	Rim	Bowl	Folded clubbed rim	LC18th - C19th	
A/D	BSGSW	2	15	2	Rim	Bowl	Clubbed rim	LC18th - C19th	
A/D	BSGSW	1	31	1	Rim	Dish	Two incised lines ext	LC18th - C19th	Sharply everted rim
A/D	BSGSW	2	14	2	Rim	Dish	Sharply everted rim	LC18th - C19th	
A/D	BSGSW	5	32	5	BS	Hollow ware	U/Dec	C19th	
A/D	BSGSW	1	47	1	Base	Hollow ware	U/Dec	C19th	Use-wear on underside of base
A/D	BSGSW	1	68	1	BS	Hollow ware	U/Dec	C19th	
A/D	BSGSW	1	23	1	BS	Hollow ware	Brown ext, green int	C19th	

Context	Type	No.	Wt.	ENV	Part	Form	Decoration	Date range	Notes
A/D	BSGSW	3	42	3	BS	Hollow ware	Rouletted line with stamped motifs above	LC18th - C19th	
A/D	BSGSW	3	36	3	BS	Hollow ware	Rouletted line ext	LC18th - C19th	
A/D	BSGSW	1	9	1	BS	Hollow ware	Short stamped wavy lines ext	LC8th - C19th	
A/D	BSGSW	2	4	2	BS	Hollow ware	Incised lines ext	LC18th - C19th	
A/D	BSGSW	1	11	1	BS	Hollow ware	Double line of moulded circles with stamped wavy lines above	LC18th - C19th	
A/D	BSGSW	1	4	1	Rim	Hollow ware	U/Dec	LC18th - C19th	Plain rim
A/D	BSGSW	1	29	1	BS	Hollow ware	Relief moulded design ext	C19th	Probably a teapot
A/D	BSGSW	1	115	1	Profile	Ink bottle	U/Dec	C19th	Small squat ink bottle
A/D	Cane Coloured ware	1	36	1	Ring foot base	Bowl	U/Dec	C19th	Abraded with rounded edges and white deposits; water worn
A/D	Cane Coloured ware	3	83	3	Ring foot base	Bowl	U/Dec	C19th	
A/D	Cane Coloured ware	1	5	1	Rim	Bowl	Folded rim with cavity	C19th	
A/D	Cane Coloured ware	17	81	17	BS	Hollow ware	U/Dec	C19th	
A/D	Cane Coloured ware	1	11	1	Base	Hollow ware	U/Dec	C19th	Flaked & chips
A/D	Cane Coloured ware	1	6	1	Footed base	Mug/jug	U/Dec	C19th	Footed base, recessed
A/D	Cane Coloured ware	1	15	1	Base	Mug/tankard	U/Dec	C19th	Small rounded foot base
A/D	Cane Coloured ware	9	173	9	Rim & base	Pie dish	U/Dec	C19th	
A/D	Cane Coloured ware	1	3	1	Rim	Plate/soup bowl	U/Dec	C19th	
A/D	Cane Coloured ware	4	12	4	Base	U/ID	U/Dec	C19th	
A/D	Colour Glazed ware	1	7	1	BS	Hollow ware	Brown 'Rockingham' style glaze	C19th	Abraded with ferrous concretions
A/D	Colour Glazed ware	1	2	1	Base	Hollow ware	Brown glaze on a white body	C19th	Abraded with rounded edges

Context	Type	No.	Wt.	ENV	Part	Form	Decoration	Date range	Notes
A/D	Colour Glazed ware	1	5	1	Rim	Lid	All-over blue colour with moulded edge	M - LC19th	
A/D	Colour Glazed ware	13	39	12	Recessed base & BS	Mug/jug	All-over brown ext with white line on base	C19th	Probably one vessel
A/D	Colour Glazed ware	1	14	1	Ring foot base	Teapot	Brown 'Rockingham' style glaze int & ext	C19th	
A/D	Creamware	1	1	1	Rim	Bowl	Hand painted underglaze design; green, blue & brown flowers	c.1740 - c.1820	
A/D	Creamware	1	7	1	Flat base	Dish	U/Dec	c.1740 - c.1820	
A/D	Creamware	3	6	3	Base	Flatware	U/Dec	c.1740 - c.1820	
A/D	Creamware	7	36	7	BS	Hollow ware	U/Dec	c.1740 - c.1820	
A/D	Creamware	2	3	2	BS	Hollow ware	U/Dec	c.1740 - c.1820	
A/D	Creamware	1	6	1	Handle	Jug	U/Dec	c.1740 - c.1820	
A/D	Creamware	4	21	1	Profile	Plate	U/Dec	c.1740 - c.1820	Footring base
A/D	Creamware	2	13	2	Footring base	Plate	U/Dec	c.1740 - c.1820	
A/D	Creamware	1	5	1	Rim	Plate	U/Dec	c.1740 - c.1820	
A/D	Creamware	1	3	1	Rim	Plate	U/Dec	c.1740 - c.1820	Secondarily burnt
A/D	Creamware	1	4	1	Rim	Saucer	U/Dec	c.1740 - c.1820	
A/D	Creamware	2	8	1	Profile	Small plate	U/Dec	c.1740 - c.1820	
A/D	Edged ware	1	7	1	Rim	Pie dish	Relief moulded 'Grass' pattern with blue paint	c.1810 - c.1830	
A/D	Edged ware	7	39	7	Rim	Plate	Relief moulded 'Grass' pattern, some with wavy edge	c.1810 - c.1830	
A/D	Grey stoneware	1	25	1	Rim	Bowl	U/Dec	LC18th - C19th	Plain rim
A/D	Late Blackware type	2	16	2	BS	Hollow ware	Black glaze int & ext	C18th - C19th	Fine hard dark red fabric
A/D	Late Redware	5	186	5	BS	Bowl/pancheon	Clear glaze int on a fine red body	LC18th - C19th	
A/D	Mottled type ware	1	2	1	BS	Hollow ware	Clear glaze on a red body	C19th	Not C18th Mottled ware
A/D	Pearlware	1	1	1	Rim	Dish	Hand painted blue and red floral pattern int	c.1780 - c.1840	
A/D	Pearlware	1	1	1	Footring base	Hollow ware	U/Dec	c.1780 - c.1840	Small diameter base, heavily crazed

Context	Type	No.	Wt.	ENV	Part	Form	Decoration	Date range	Notes
A/D	Pearlware	1	11	1	Footed base	Mug	Footed base with ridges and grooves above	c.1780 - c.1840	
A/D	Pearlware	1	2	1	Rim	Plate	Relief moulded border including the letter 'H'	c.1780 - c.1840	
A/D	Pearlware	1	6	1	Footring base	Plate	U/Dec	c.1780 - c.1840	
A/D	Pearlware	2	8	2	Footring base	Plate	U/Dec	c.1780 - c.1840	
A/D	Pearlware	1	10	1	Footring base	Plate	U/Dec	c.1780 - c.1840	
A/D	Porcelain	1	2	1	Rim	Bowl	Chinese landscape and pagoda ext	C19th	English porcelain?; See Plate 6
A/D	Slip Banded CC ware	3	9	3	Rim & BS	Bowl	Pale blue lines above and below white bands ext	C19th	Plain rim
A/D	Slip Banded CC ware	3	13	3	BS	Bowl	Narrow blue lines above white band with blue Mocha trees	C19th	
A/D	Slip Banded CC ware	1	5	1	Rim	Bowl	Blue Mocha tree on a white slip band immediately below the rim	C19th	
A/D	Slip Banded CC ware	1	1	1	Rim	Bowl	Thin white slip lines below rim	C19th	
A/D	Slip Banded CC ware	1	2	1	Rim	Bowl	Narrow brown band below rim, white lines on body	C19th	
A/D	Slip Banded CC ware	1	5	1	BS	Carinated bowl	Thin white slip lines above carination	C19th	
A/D	Slip Banded CC ware	6	39	6	BS	Hollow ware	Thin white slip lines ext	C19th	
A/D	Slip Banded CC ware	1	6	1	BS	Hollow ware	Narrow blue band with thin white slip lines above and below	C19th	
A/D	Slip Banded CC ware	2	2	2	BS	Hollow ware	Narrow brown slip lines ext	C19th	
A/D	Slip Banded CC ware	1	1	1	BS	Hollow ware	Narrow brown band above white slip lines ext	C19th	
A/D	Slip Banded CC ware	1	2	1	BS	Hollow ware	Brown and blue slip lines ext	C19th	
A/D	Slip Banded CC ware	1	1	1	BS	Hollow ware	White slip band ext	C19th	
A/D	Sponge Printed ware	2	69	2	Rim	Hollow ware	Repeated sponge printed design around rim above pale green line	c.1830+	Unusual fabric; hard, dense white almost stoneware fabric
A/D	Sponged ware	1	4	1	Rim	?Eggcup	Blue sponging ext	c.1830+	

Context	Type	No.	Wt.	ENV	Part	Form	Decoration	Date range	Notes
A/D	Sponged ware	1	13	1	Ring foot base	Bowl	Blue sponging on footring	c.1830+	
A/D	Sponged ware	3	12	3	Rim	Flatware	Blue sponging int	c.1830+	
A/D	Sponged ware	5	8	5	BS	Hollow ware	Blue sponging ext	c.1830+	
A/D	Sponged ware	1	22	1	Handle & BS	Hollow ware	Blue sponging ext; moulded handle terminal	c.1830+	
A/D	Sponged ware	3	6	3	Rim	Hollow ware	Blue sponging int & ext	c.1830+	
A/D	Sponged ware	2	8	2	BS	Hollow ware	Blue sponging ext & partially int	c.1830+	
A/D	Sponged ware	1	9	1	Recessed base	Mug/jug	Footed base with raised ridges; blue sponging on body	c.1830+	
A/D	Sponged ware	1	4	1	Rim	Mug/jug	Sponging int & ext	c.1830+	Handle scar ext
A/D	Sponged ware	1	2	1	Footring base	Plate	Blue sponging int	c.1830+	
A/D	Stoneware	1	8	1	BS	Bottle/flagon	Incised line ext; Green stoneware	C19th	
A/D	Stoneware	4	53	3	BS	Hollow ware	Green stoneware	C19th	
A/D	Stoneware	1	8	1	Base	Hollow ware	Green stoneware	C19th	
A/D	Stoneware	1	12	1	BS	Hollow ware	Brown ext, green int	LC18th - C19th	
A/D	Stoneware	1	8	1	Rim	Jam jar	Grey stoneware	C19th	Shallow groove below rim
A/D	Stoneware	1	118	1	Rim	Jar	Single line of moulded circles at top of body; pale brown iron-wash band on shoulder & rim	C19th	Lid seated rim
A/D	Stoneware	1	41	1	Rim	Jar/flagon	Iron-wash band on shoulder	C19th	
A/D	Stoneware	1	70	1	BS	Jar/flagon	Iron-wash band on shoulder; stamped '...D'	C19th	
A/D	Stoneware	1	27	1	BS	Jar/flagon	Pale green stoneware	C19th	
A/D	Stoneware	1	63	1	BS	Jar/flagon	Green int & ext	C19th	
A/D	Stoneware	1	47	1	Base	Jar/flagon	Pale green stoneware	C19th	
A/D	Stoneware	1	26	1	Base	Jar/flagon	Pale green int & ext	C19th	
A/D	Stoneware	1	11	1	BS & handle stump	Mug/tankard	Matte pale brown finish int & ext; lower handle terminal is folded	C18th	
A/D	TP Bone China	1	18	1	Footring base	Cup	Two Temples	C19th	Angular ring foot base
A/D	TP Bone China	1	4	1	BS	Cup	?Two Temples	C19th	
A/D	TP Bone China	1	2	1	Rim	Dish	Grey printed 'Fibre' or 'Sea Grass' pattern int	M - LC19th	



Context	Type	No.	Wt.	ENV	Part	Form	Decoration	Date range	Notes
A/D	TP Bone China	1	3	1	Recessed base	Hollow ware	Pale blue TP design int; ?Two Temples	C19th	
A/D	TP Bone China	1	2	1	BS	Hollow ware	U/ID pale grey design ext	C19th	
A/D	TP Bone China	1	7	1	Footring base	Plate	Chinese landscape, ?Two Temples	C19th	
A/D	TP Pearlware	1	6	1	Ring foot base	Cup/bowl	Chinese landscape ext	c.1740 - c.1820	Angular ring foot base
A/D	TP Pearlware	1	4	1	Rim	Dish/saucer	U/ID design int; curvilinear/geometric design	c.1780 - c.1840	Slightly misfired; trickle of glaze inside rim
A/D	TP Pearlware	1	1	1	Rim	Dish/saucer	Dark blue U/ID design int	c.1780 - c.1840	
A/D	TP Pearlware	1	2	1	Footring base	Plate	Sepia printed landscape design	c.1780 - c.1840	
A/D	TP White ware	1	41	1	Ring foot base	Bowl/dish	U/ID TP design; broad flight of stairs in garden with flowers	M - LC19th	Angular ring foot base
A/D	TP White ware	2	52	2	Rim	Chamberpot	Pale blue geometric frieze with leaf and tendril design int	M - LC19th	Thick rim
A/D	TP White ware	2	3	2	BS	Cup/bowl	Very dark Flow Blue designs	c.1835+	
A/D	TP White ware	1	2	1	Rim	Cup/bowl	Green floral design int & ext	M - LC19th	Heavily abraded int
A/D	TP White ware	1	7	1	Flat base	Dish	U/ID TP landscape design int	M - LC19th	
A/D	TP White ware	1	15	1	Footring base	Dish/bowl	Chinese landscape	M - LC19th	
A/D	TP White ware	1	11	1	Ring foot base	Dish/bowl	Flow Blue design int	c.1835+	
A/D	TP White ware	1	10	1	BS	Flatware	Barker's Gem	1839 - 1893	Don Pottery
A/D	TP White ware	15	54	15	BS	Flatware	Willow	M - LC19th	
A/D	TP White ware	1	9	1	Footring base	Flatware	Willow	M - LC19th	
A/D	TP White ware	1	4	1	BS	Flatware	Part of a grey TP flower design	M - LC19th	
A/D	TP White ware	1	3	1	BS	Hollow ware	Two Temples	M - LC19th	
A/D	TP White ware	7	15	7	BS	Hollow ware	U/ID TP designs ext	M - LC19th	
A/D	TP White ware	1	1	1	Rim	Hollow ware	U/ID borders int & ext	M - LC19th	
A/D	TP White ware	1	6	1	BS	Hollow ware	Willow	M - LC19th	
A/D	TP White ware	1	4	1	BS	Hollow ware	Willow	M - LC19th	
A/D	TP White ware	1	4	1	Rim	Hollow ware	Design featuring a tree ext; geometric frieze int	M - LC19th	
A/D	TP White ware	1	1	1	BS	Hollow ware	All-over blue ext	M - LC19th	
A/D	TP White ware	1	1	1	BS	Hollow ware	Blue printed stylised floral design ext	M - LC19th	
A/D	TP White ware	1	1	1	BS	Hollow ware	Purple printed design int & ext	M - LC19th	

Context	Type	No.	Wt.	ENV	Part	Form	Decoration	Date range	Notes
A/D	TP Whiteware	1	1	1	BS	Hollow ware	Sepia printed arboreal design	C19th	
A/D	TP Whiteware	1	1	1	BS	Hollow ware	Sepia printed design ext	M - LC19th	
A/D	TP Whiteware	2	34	2	Splay footed base	Mug/jug	Profiled footed base with U/ID TP design on body	M - LC19th	
A/D	TP Whiteware	2	10	1	Rim	Mug/jug	All-over tendrill design and similar narrow frieze int	M - LC19th	
A/D	TP Whiteware	1	2	1	Rim	Mug/jug	U/ID TP designs int & ext	M - LC19th	Very heavily crazed
A/D	TP Whiteware	1	3	1	Flat base	Pie dish	Willow	M - LC19th	
A/D	TP Whiteware	6	40	5	Rim	Plate	Floral border	M - LC19th	
A/D	TP Whiteware	1	3	1	Rim	Plate	Albion	M - LC19th	
A/D	TP Whiteware	1	3	1	Rim	Plate	?Wild Rose	M - LC19th	
A/D	TP Whiteware	2	14	2	Footring base	Plate	European landscape scene	M - LC19th	
A/D	TP Whiteware	5	18	5	Footring base	Plate	Various U/ID TP designs int	M - LC19th	
A/D	TP Whiteware	16	92	16	Rim	Plate	Willow	M - LC19th	Various sizes of plate
A/D	TP Whiteware	6	40	6	Triple footring base	Plate	Willow	M - LC19th	
A/D	TP Whiteware	1	2	1	Recessed base	Plate	Willow	M - LC19th	
A/D	TP Whiteware	5	15	5	Rim	Saucer	Chinese landscape; probably Two Temples	M - LC19th	
A/D	TP Whiteware	1	2	1	Rim	Saucer/dish	Flow Blue design int	c.1835+	
A/D	TP Whiteware	1	4	1	BS	Saucer/dish	Geometric design int	M - LC19th	
A/D	TP Whiteware	1	4	1	Footring base	Saucer/dish	Black printed leaf design int	M - LC19th	
A/D	TP Whiteware	1	25	1	Rim	Server/carver	Willow	M - LC19th	Wide flat rim
A/D	TP Whiteware	13	24	13	BS	Various	U/ID TP designs	C19th	May include some Pearlware
A/D	URE	7	210	6	BS	?Flowerpot	U/Dec	C19th	
A/D	URE	2	53	2	Rim & BS	?Flowerpot	Coarse buff fabric	C19th	
A/D	URE	1	39	1	Base	Flowerpot	U/Dec	C19th	
A/D	URE	1	13	1	Rim	Flowerpot	Stamped 'BULWELL'	C19th	
A/D	URE	1	34	1	Rim	Flowerpot	Stamped 'SANKEY' below rim	C19th	
A/D	Whiteware	1	20	1	Ring foot base	Bowl	U/Dec	M - LC19th	
A/D	Whiteware	1	7	1	BS & handle stump	Cup	U/Dec	M - LC19th	

Context	Type	No.	Wt.	ENV	Part	Form	Decoration	Date range	Notes
A/D	Whiteware	10	35	10	BS	Flatware	U/Dec	C19th	May include some Pearlware
A/D	Whiteware	1	11	1	Pedestal base	Hollow ware	Dark Flow Blue lines ext on pedestal	c.1835+	
A/D	Whiteware	1	6	1	Base	Hollow ware	Printed on underside; crown motif with 'EMPIRE WORKS / STROKE-ON-TRENT / ENGLAND / 21'	MC20th	
A/D	Whiteware	1	4	1	Base	Hollow ware	Star or wheel stamp on underside	M - LC19th	
A/D	Whiteware	1	1	1	BS	Hollow ware	U/Dec	M - LC19th	Heavily abraded & waterworn
A/D	Whiteware	1	5	1	BS	Hollow ware	Fluted body	M - LC19th	
A/D	Whiteware	16	30	16	BS	Hollow ware	U/Dec	C19th	May include some Pearlware
A/D	Whiteware	1	9	1	BS	Hollow ware	Moulded	M - LC19th	
A/D	Whiteware	1	8	1	Rim	Jar	U/Dec	M - LC19th	
A/D	Whiteware	1	12	1	BS	Jar	U/Dec	M - LC19th	
A/D	Whiteware	1	5	1	Spout	Jug	Grooves on body	C19th	
A/D	Whiteware	1	3	1	Rim/spout	Jug	U/Dec	M - LC19th	
A/D	Whiteware	1	107	1	Base	Mug/jar	U/Dec	LC19th - MC20th	
A/D	Whiteware	1	2	1	Footring base	Plate	U/Dec	M - LC19th	
A/D	Whiteware	1	8	1	Profile	Saucer	U/Dec	M - LC19th	Footring base
A/D	YGCW	1	42	1	Rim	Pancheon	White slip int with unglazed (red) band inside rim	C18th - C19th	Rounded rim
A/D	YGCW	1	66	1	BS	Pancheon	White slip int	C18th - C19th	
C	Mocha ware	1	8	1	Rim	Hollow ware	Pairs of thin black slip lines flanking blue band; black Mocha trees on an olive green band	C19th	Complex banded and Mocha decoration
C	Stoneware	1	89	1	Base	Flagon	Buff stoneware	C19th	Stamped 'WPH' above base
C	Stoneware	2	29	1	BS	Hollow ware	Green stoneware	C19th	
C	TP Whiteware	1	131	1	Rim	Large plate	Geometric frieze around rim	M - LC19th	Crazed & discoloured
C	TP Whiteware	1	120	1	Profile	Lid	Relief moulded leaves on top of domed rim; geometric frieze around edge	M - LC19th	Domed lid; knob missing
C	TP Whiteware	1	7	1	Rim	Plate	Willow	M - LC19th	
C	WSGSW	1	4	1	BS	Hollow ware	Fine incised lines ext	c.1720 - c.1780	
E	BGCW	1	136	1	Rim	Pancheon	Brown glaze int	C18th - C19th	Rounded rim with groove internally
E	BGCW type	1	84	1	Rim	Pancheon	Clear (red-brown) glaze int	C18th - C19th	Rounded rim

Context	Type	No.	Wt.	ENV	Part	Form	Decoration	Date range	Notes
E	BGFW	2	6	2	BS	Hollow ware	Brown glaze int & ext	C18th - EC19th	Two different fabrics and finishes
E	Bone China	1	5	1	BS	Hollow ware	Rilled band ext	MC19th - EC20th	
E	Bone China	5	44	3	Footring base	Plate	U/Dec	LC19th - MC20th	Utilitarian ware
E	Bone China	1	2	1	Rim	Plate	Pink band on rim with three thin gold lines int	MC19th - EC20th	
E	BSGSW	1	8	1	BS	Hollow ware	Brown ext, buff int	MC19th - EC20th	
E	Colour Glazed ware	4	66	4	Profile	Plate	All-over yellow glaze	C19th	Probably the same plate but none of the sherds join
E	Creamware	1	15	1	Flat base	Plate	U/Dec	c.1740 - c.1820	
E	Edged ware	1	12	1	Rim	Plate	Moulded 'Grass' pattern with blue paint	c.1810 - c.1830	
E	Fine Redware	1	30	1	Rim	Teapot lid	Clear glaze on a fine red fabric	C19th - EC20th	Teapot lid with deep flange
E	Lustre ware	1	4	1	BS	Hollow ware	Red-gold lustre design ext	M - LC19th	
E	Pearlware	1	12	1	Footring base	Carver/server	U/Dec	c.1780 - c.1840	Sub-rectangular carver or server
E	Refined earthenware	7	40	1	Fragments	Flatware	N/A	Undated	Fragments of pottery heavily burnt and with lumps of slag attached
E	Sponge Printed ware	1	6	1	BS	Hollow ware	Red sponge printed motifs ext	c.1840+	
E	Sponge Printed ware	1	9	1	Rim	Pie dish	Inverted traingular motifs	c.1840+	
E	Stoneware	2	79	2	BS	Hollow ware	Brown ext, buff int	LC19th - MC20th	
E	Stoneware	1	4	1	BS	Hollow ware	Buff stoneware	C19th - EC20th	
E	Stoneware	1	10	1	BS	Hollow ware	Brown ext, grey int	LC19th - MC20th	
E	Stoneware	1	93	1	Rim	Jar	Advertising design ext	LC19th - EC20th	Printed 'CAPPE .../ SELL .../ Sale Rooms .../ TEA / THE FI ... 1 /-'; See Plate 9
E	Stoneware	23	1794	1	Profile	Jug	Buff stoneware	C19th - EC20th	Stoneware jug with clubbed rim and strap handle
E	Stoneware	27	3508	1	Profile	Large jug	White glaze int, unglazed ext	C19th	Stamped 'DOULTON & CO LIMITED LAMBETH' on underside; unusually large and plain vessel 'industrial

Context	Type	No.	Wt.	ENV	Part	Form	Decoration	Date range	Notes
E	TP Bone China	2	53	1	Rim	Plate	Blue printed floral design on a stippled background	LC19th - MC20th	
E	TP Whiteware	8	160	1	Rim	Mug	Brightly coloured overglaze lithographic print showing flowers and birds between geometric borders	LC19th - MC20th	
E	TP Whiteware	2	30	2	Rim	Plate	Asiatic Pheasants	M - LC19th	
E	TP Whiteware	1	13	1	Footring base	Plate	Sepia printed leaf motif int	MC19th - EC20th	
E	TP Whiteware	1	12	1	Footring base	Plate	Black printed grass / flower design int	MC19th - EC20th	
E	TP Whiteware	1	8	1	Rim	Plate	Blue printed geometric border with cartouche-like panels around rim	M - LC19th	
E	TP Whiteware	1	3	1	Footring base	Plate	U/ID TP design int	M - LC19th	
E	Utilitarian ware	1	56	1	Base/BS	Hollow ware	Mottled pale brown colour with white glaze on ?rim	LC19th - MC20th	Part of a large object, possibly a sanitary fitting
E	Whiteware	5	28	5	BS	Hollow ware	U/Dec	MC19th - EC20th	Utilitarian whiteware
E	Whiteware	2	16	2	Rim	Mug	U/Dec	LC19th - MC20th	Printed mark on base; BCM / NELSON WARE / MADE IN ENGLAND
E	Whiteware	3	99	1	Semi-recessed base	Mug/jug	U/Dec	E - MC20th	
E	Whiteware	1	26	1	Semi-recessed base	Mug/jug	U/Dec	LC19th - MC20th	Utilitarian whiteware
E	Whiteware	1	9	1	Semi-recessed base	Mug/jug	U/Dec; Stamped 'A' on underside	LC19th - MC20th	Utilitarian whiteware
E	Whiteware	3	23	3	Handle	Mug/jug	U/Dec	LC19th - MC20th	Utilitarian whiteware
E	Whiteware	4	195	4	BS/base	Rectangular object	Undecorated large rectangular white ceramic object with maker's mark on one side	1920 - 1930	Registration number 748493 with partial maker's mark on underside
E	Whiteware	3	19	3	BS/base	Rectangular object	Undecorated small rectangular object	LC19th - MC20th	
E	WSGSW	2	22	1	Flat base	Plate	U/Dec	c.1720 - c.1780	
F	BSGSW	1	19	1	Rim & BS	Bowl	Two incised lines below small clubbed rim	C18th - C19th	
F	BSGSW	1	8	1	BS	Hollow ware	Rouletted line and stamped 'playing card' motifs ext	LC18th - C19th	
F	TP Pearlware	1	3	1	Rim & BS	Bowl	Floral design on overhanging rim	c.1780 - c.1840	

Context	Type	No.	Wt.	ENV	Part	Form	Decoration	Date range	Notes
Unassigned	Banded ware	1	7	1	Rim	Cup/bowl	Moulded cup/bowl with green line below rim	M - LC19th	
Unassigned	BGCW	2	58	2	BS	Pancheon	Brown glaze int only	C18th - C19th	
Unassigned	Bone China	1	1	1	Rim	Hollow ware	Blue sprigged floral design ext	C19th	
Unassigned	BSGSW	1	10	1	BS	Hollow ware	U/Dec	LC18th - C19th	
Unassigned	Cane Coloured ware	1	15	1	Ring foot base	Bowl	U/Dec	C19th	
Unassigned	Cane Coloured ware	2	6	2	BS	Hollow ware	U/Dec	C19th	
Unassigned	Creamware	2	4	2	BS	Hollow ware	U/Dec	M - LC19th	
Unassigned	Creamware	1	8	1	Ring foot base	U/ID	U/Dec	c.1740 - c.1820	Very heavily abraded with rounded edges; water worn
Unassigned	Edged ware	2	7	2	Rim	Plate	Moulded 'Grass' pattern edge with blue paint	c.1810 - c.1830	
Unassigned	Figurine	1	37	1	Fragment	Figurine/toy	Solid white fired clay figure of a dog; Boxer or Bulldog	C19th	Battered, chipped and rather crudely modelled dog head and body
Unassigned	Slip Banded CC ware	1	5	1	BS	Hollow ware	Narrow blue band with thin white slip lines above and below	C19th	
Unassigned	Slip Banded CC ware	1	2	1	BS	Hollow ware	Narrow white band with brown slip lines above and below	C19th	
Unassigned	Slip Banded CC ware	1	4	1	BS	Hollow ware	White slip lines ext	C19th	
Unassigned	Sponged ware	2	2	2	BS	Hollow ware	Blue sponging ext	c.1830+	
Unassigned	Sponged ware	3	3	3	Rim & BS	Plate/saucer	Blue sponging int	c.1830+	
Unassigned	TP Bone China	1	1	1	BS	Flatware	Two Temples	C19th	
Unassigned	TP Whiteware	1	2	1	BS	Flatware	U/ID TP design int	M - LC19th	
Unassigned	TP Whiteware	1	1	1	BS	Flatware	Black printed arboreal design int	M - LC19th	
Unassigned	TP Whiteware	1	4	1	BS	Hollow ware	TP design with underglaze paint in a panel within a very dark blue background	M - LC19th	
Unassigned	TP Whiteware	1	1	1	Rim	Hollow ware	Floral design ext, U/ID design int	M - LC19th	
Unassigned	TP Whiteware	1	4	1	BS	Hollow ware	Fluted body with overglaze red paint	M - LC19th	
Unassigned	TP Whiteware	5	22	5	Rim & BS	Plate	Willow	M - LC19th	
Unassigned	TP Whiteware	1	14	1	Rim	Plate	Purple TP design int; floral/plant motif	M - LC19th	

Context	Type	No.	Wt.	ENV	Part	Form	Decoration	Date range	Notes
Unassigned	TP Whiteware	3	4	3	Rim	Plate	Two Temples style border	M - LC19th	
Unassigned	TP Whiteware	1	2	1	BS	U/ID	TP design including a church on one side	M - LC19th	
Unassigned	Whiteware	1	14	1	Rim	Bowl	Folded and clubbed rim	M - LC19th	
Unassigned	Whiteware	1	3	1	BS	Carinated bowl	U/Dec	M - LC19th	
Unassigned	Whiteware	9	26	9	BS	Hollow ware	U/Dec	M - LC19th	May include Pearlware
Unassigned	Whiteware	1	2	1	BS	Hollow ware	U/Dec	M - LC19th	
Unassigned	Whiteware	1	4	1	BS	Hollow ware	U/Dec	M - LC19th	Reddish brown deposit on surfaces
Unassigned	Whiteware	1	3	1	Rim	Small jar	U/Dec	M - LC19th	Groove below rim
<b>Total</b>		<b>654</b>	<b>13638</b>	<b>577</b>					

Table 10. Ceramic building material, industrial ceramics, ceramic components and other items

Area	Phase	Context	Type	No.	Wt.	ENV	Part	Form	Decoration	Date range	Notes
A/D		420	Sewer pipe	1	67	1	Fragment	Sewer pipe	N/A	c.1850+	
A/D		489	Component	1	5	1	Fragment	?electrical switch	N/A	Recent	
A/D		1000	?Sanitary fitting	2	100	1	Fragment	Component	N/A	Recent	
A/D		1000	Glass	1	1	1	BS	U/ID	U/Dec	Undated	
A/D		1000	Plastic	1	1	1	Fragment	U/ID	U/Dec	Recent	
A/D	15	1537	Glass	1	1	1	BS	U/ID	U/Dec	Undated	White glass
A/D	15	1537	Sewer pipe	1	18	1	Fragment	Sewer pipe	N/A	c.1850+	
A/D	Mod	1548	CBM	1	22	1	Fragment	Pipe	N/A	Undated	Unglazed pipe fabric
A/D		1624	?Mortar	4	14	2	Fragment	?	N/A	N/A	Not pottery
A/D		1624	Bone	4	5	1	Fragments	Bone	N/A	N/A	Burnt bone
A/D	3	1665	Sewer pipe	2	15	2	Fragment	Sewer pipe	N/A	c.1850+	
A/D	2	1683	CBM	2	605	2	Fragment	Sewer pipe	N/A	1850+	Salt glazed sewer pipe
A/D	2	1713	CBM	1	153	1	Fragment	Sewer pipe	N/A	1850+	Salt glazed sewer pipe

Area	Phase	Context	Type	No.	Wt.	ENV	Part	Form	Decoration	Date range	Notes
A/D	U/P	1747	Stone	1	22	1	N/A	N/A	N/A	N/A	
A/D	Mod	1817	Porcelain/compo nent	1	44	1	Fragment	Component	Buff industrial porcelain	LC19th - C20th	
A/D	2	1856	Glazed tile	1	7	1	Fragment	Wall tile	White glaze int & ext	Recent	
A/D	3	1914	Crucible	2	184	2	Rim	Crucible	N/A	Undated	
A/D	2	1915	Stone	1	7	1	N/A	N/A	N/A	Undated	Discarded
A/D	1	2071	CBM	1	2	1	Fragment	Brick/tile	N/A	Undated	
A/D	1	2071	Sewer pipe	1	60	1	Fragment	Pipe	N/A	c.1850+	Salt glazed sewer pipe; intrusive
A/D	1	2071	Stone	1	6	1	N/A	N/A	N/A	Undated	Reddish stone, possibly burnt
A/D	1	2083	Stone	1	7	1	N/A	N/A	N/A	Undated	
A/D	1	2089	Stone	1	8	1	N/A	N/A	N/A	Undated	
A/D	3	2103	?Crucible	1	3	1	Rim	Crucible	N/A	Undated	
A/D	1	2106	CBM	2	28	2	Fragment	Brick	U/Dec	Undated	
A/D	1	2109	CBM	1	368	1	Fragment	Roof tile	N/A	Undated	
A/D	2	2111	?Slag	1	2	1	Fragment	N/A	N/A	Undated	
A/D	2	2111	CBM	1	7	1	Fragment	Brick	N/A	Undated	
A/D	1	2114	CBM	3	7	3	Fragment	Brick	U/Dec	Undated	
A/D	1	2131	CBM	1	21	1	Fragment	Brick	N/A	Undated	
A/D	1	2131	Clay tobacco pipe	1	1	1	Bowl	Tobacco pipe	N/A	Undated	
A/D	1	2131	Crucible	1	38	1	Rim	Crucible	N/A	Undated	Deposit int
A/D	1	2131	Stone	1	18	1	N/A	N/A	N/A	Undated	
A/D	1	2134	Crucible	1	162	1	Base	Crucible	N/A	Undated	
A/D	1	2189	Stone	1	6	1	N/A	N/A	N/A	Undated	Black deposit on one side
A/D	U/P	2227	Slag	1	23	1	N/A	N/A	N/A	Undated	Green vitreous slag nodule
A/D	4	1522=15 23	CBM	1	10	1	Fragment	Brick	N/A	Undated	
A/D	4	1962(=1 973)	Sewer pipe	1	11	1	BS	Sewer pipe	N/A	c.1850+	



Area	Phase	Context	Type	No.	Wt.	ENV	Part	Form	Decoration	Date range	Notes
Area E		1000	Component	1	17	1	Fragment	Switch	N/A	Recent	Electrical component; moulded '...64 / VII.../ 1347...'
C		1000	Pipe	1	782	1	Fragment	Pipe	N/A	Undated	Large mass of black bitumen int
E		490	Cone	1	83	1	Complete	Cone	U/Dec	C19th - EC20th	Wheel thrown cone with bevel around thick end
E		1000	Component	1	54	1	Fragment	Electrical component	N/A	Recent	Brass and ceramic switch or similar
E		1000	Component	1	17	1	Fragment	Electrical component	N/A	Recent	Brass and ceramic light fitting or similar
E		1000	Component	1	8	1	Complete	Perforated disc	N/A	Recent	Perforated disc with bevelled edge
E		1000	Component	6	13	1	Fragments	U/ID	N/A	Recent	Probably part of a gas fire or heater
E		1613	Worked bone	1	1	1	Fragment	N/A	N/A	Undated	Worked bone
E		1625	Tile	1	127	1	Fragment	Roof tile	N/A	Undated	
E		1757	Crucible	1	14	1	Rim	Crucible	N/A	Undated	
F		1000	Cone	1	178	1	Complete	Cone	U/Dec	C19th - EC20th	Broad, flat based cone with black deposit ext
F		1010	Bung	1	154	1	Profile	Bung	U/Dec	C19th - EC20th	Bung with bevelled base; chipped
F		1010	Bung	1	137	1	Profile	Bung	U/Dec	C19th - EC20th	Flat based bung with wide flange; chipped and flaked
F		1010	Bung	1	92	1	Profile	Bung	U/Dec	C19th - EC20th	Short bung with bevelled base; chipped and flaked
F		1010	Cone	1	75	1	Complete	Cone	U/Dec	C19th - EC20th	Ceramic cone with black deposit ext and hemispheric impression in broad end
F		1010	Cone	1	197	1	Complete	Cone	U/Dec	C19th - EC20th	Broad, flat based cone with black deposit ext; chipped ext; bevelled point
F		1010	Cone	1	189	1	Complete	Cone	U/Dec	C19th - EC20th	Broad, flat based cone with black deposit ext; chipped ext; bevelled point

Area	Phase	Context	Type	No.	Wt.	ENV	Part	Form	Decoration	Date range	Notes
F		1010	Cone	1	184	1	Complete	Cone	U/Dec	C19th - EC20th	Broad, flat based cone with black deposit ext.; chipped ext; bevelled point
F		1045	Bung	1	186	1	Complete	Flanged bung	N/A	C19th - EC20th	Wheel thrown ceramic bung
Tr 1		158	Crucible	1	110	1	BS	Crucible	N/A	Undated	
Tr 1		187	Wall tile	1	9	1	Fragment	Wall tile	U/Dec	Recent	
Tr 1		U/S	Crucible	1	94	1	BS	Crucible	N/A	Undated	
Tr 1		U/S	Glass	1	35	1	Fragment	?Lamp shade	U/Dec	Undated	White translucent glass
Tr 2		172	Floor tile	1	11	1	Fragment	Tile	U/Dec	Recent	
Tr 2		205	Glass	1	3	1	Fragment	U/ID	N/A	Recent	White translucent glass
Tr 2		205	Sewer pipe	1	33	1	Fragment	Sewer pipe	N/A	c.1850+	
Tr 3		399	Sewer pipe	1	69	1	Fragment	U/ID	N/A	c.1850+	
Tr 6		U/S	Component	1	12	1	Fragment	Switch	N/A	LC19th - C20th	Moulded 'MADE IN ENGLAND'
U/ID		1000	Sewer pipe	1	407	1	Fragment	U/ID	N/A	1850+	
U/ID		1000	Sewer pipe	1	468	1	Fragment	Component	N/A	1850+	Rectangular with aperture
U/ID		1000	Sewer pipe	1	76	1	Fragment	Pipe	N/A	1850+	
U/ID		1000	Sewer pipe	1	8	1	Fragment	Pipe	N/A	1850+	
U/ID		1000	Sewer pipe	1	120	1	Fragment	Pipe	N/A	1850+	

**Appendix 5: Pottery Plates**

Plate 1	Tin Glazed Earthenware with blue hand painted decoration; context 1734
Plate 2	Tin Glazed Earthenware with blue hand painted decoration; context 2069
Plate 3	Brameld stamp on a Willow pattern plate; context 478
Plate 4	Brameld stamp on an undecorated plate; context 1548
Plate 5	Unidentified mark on a carver/server, Willow pattern
Plate 6	Porcelain sherd from context 1000, Area A/D
Plate 7	Porcelain sherd from context 2069
Plate 8	Porcelain sherd from context 2072
Plate 9	Stoneware vessel with advertising label externally; context 1000 Area E
Plate 10	Westerwald type stoneware jar; context 420
Plate 11	Pot disc - Brown Glazed Coarseware; context 151
Plate 12	Pot disc – Whiteware; context 1522
Plate 13	Pot discs – Slipware and Cane Coloured ware; context 1565
Plate 14	Pot disc – Brown Glazed Fineware; context 1609
Plate 15	Pot disc – Creamware; context 1665
Plate 16	Pot disc – sub-circular example in Brown Glazed Fineware; context 2072
Plate 17	Pear or teardrop shaped object with one post-firing ground face; context 194
Plate 18	Pot lid – Anchovy Paste; Unstratified, Trench 1

**Appendix 6: Clay pipe catalogue**

Area	Cxt	Ref	B	S	M	Date	Heel	64	Bur	X	M4	Rim	TT	TF	Cname	Sname	Other	Die	P	M	T	Dec/ mods	Fig.	Comments
A	1000	A	1			1830- 1860	S	6	0	0	0	C	-	-										Very crudely finished.
A	1000	B	1			1850- 1900	-	-	0	-	0	C	-	-										
A	1000	C	1			1800- 1860	S	5	0	0	-	-	-	-										Spur fragment only
A	1000	D	1			1800- 1900	-	-	0	-	-	-	-	-										Small body fragment.
A	1000		2			1800- 1910			0															Plain stems one with traces of pale green glaze.
A	1000		27			1800- 1900			0															Mixed group of plain stems of C19th type.
A	1503		2			1800- 1900			0															
A	1505		2			1800- 1900			0															
A	1506		1			1850- 1900			0				N	0										
A	1506		6			1800- 1900			0															
A	1509		2			1800- 1900																		
A	1510		3			1800- 1900			0															
A	1511		7			1800- 1900			0															Two fragments are black clay and join (fresh break).
A	1515		1			1800- 1860	-	-	0	-	0	C	-	-										
A	1515		1			1800- 1900			0				C	0										
A	1515		15			1800- 1900			0															
A	1522		1			1660- 1700	H	6	0	-	-	-	-	-							Milled heel			Heel fragment only.

Area	Cxt	Ref	B	S	M	Date	Heel	64	Bur	X	M4	Rim	TT	TF	Cname	Sname	Other	Die	P	M	T	Dec/ mods	Fig.	Comments
A	1522		1			1760- 1780		5	0						WILL	WILD		1925	RS	I	S			William Wild of Rotherham.
A	1522		16			1660- 1900			*															Mixed group of plain stems including one with traces of green glaze.
A	1525		1			1830- 1860	S	4	0	+	0	C	-	-										
A	1525		2			1800- 1900			0															
A	1537		6			1800- 1900			0															
A	1545		1			1830- 1860	*	4	0	-	-	-	-	-	F	C			SS	R	M	Coil	30	
A	1545		11			1750- 1900			0															Mixed plain stems
A	1548	A	1			1740- 1780	-	5	G	0	0	B	-	-	T	W			2055	BF	I	S	12	
A	1548	B	1			1800- 1900	-	-	0	-	0	C	-	-										
A	1548	C	1			1830- 1860	-	4	0	-	0	C	-	-										Leaf decorated seams
A	1548		22			1650- 1900			*															Mixed plain stems some of which are burnished.
A	1549	A	1			1830- 1860	S	4	0	0	0	C	-	-										
A	1549	B	1			1830- 1860	S	4	0	0	-	-	-	-										
A	1549	C	1			1830- 1860	-	-	0	-	0	C	-	-										Rim fragment only.
A	1549		15			1750- 1900			0															Plain stems one of which has traces of green glaze.

Area	Cxt	Ref	B	S	M	Date	Heel	64	Bur	X	M4	Rim	TT	TF	Cname	Sname	Other	Die	P	M	T	Dec/ mods	Fig.	Comments	
A	1554			24		1780- 1910			*															Group of plain stems of late C18th or C19th type. Three have traces of green glaze.	
A	1565		4			1800- 1900			0																
A	1566		6			1800- 1900			0																
A	1609	A	2			1900- 1910	-	-	0	-	MM	C	-	-								Baden Powel	34	Two joining fragments. Part of a bowl probably depicting Baden Powell. Spur fragment	
A	1609	B	1			1830- 1880	S	4	0	-	-	-	-	-											
A	1609		1			1880- 1920			0																Stem fragment marked THE TROOPER
A	1609		24			1800- 1900			0																Plain stems one with traces of brown glaze. Burnished C18th stem.
A	1609		1			1700- 1800			A																Plain stems late C18th or C19th type. Three joining bowl fragments.
A	1611		3			1780- 1900			0																
A	1617		3			1830- 1880	S	4	0	-	0	C	-	-											
A	1617		5			1800- 1900			0																
A	1620		1			1800- 1910			0			C	GG												
A	1620		5			1800- 1910			0																
A	1624		4			1800- 1900			0																
A	1668		1			1800- 1900			0			C	-	-											Mouthpiece with a burnt tip.



Area	Cxt	Ref	B	S	M	Date	Heel	64	Bur	X	M4	Rim	TT	TF	Cname	Sname	Other	Die	P	M	T	Dec/ mods	Fig.	Comments	
A	1972		10			1650-1900			0															Group of plain stems of mixed date, one has traces of green glaze. Spur fragment only.	
A	1973		1			1800-1900	S	5	0	-	-	-	-	-								Flutes			
A	1974		1			1800-1900			0																
A	2000		3			1700-1900			0															Two C18th and one C19th stem	
A	2013		1			1800-1900	-	0	0	-	-	-	-	-											
A	2013		2			1800-1900			0																
A	2017		1			1800-1900			0																
A	2028		3			1800-1900			0															Plain stems of C19th type	
A	2044	A	2			1640-1660	H	7	0	0	3	B	-	-									1	Two joining fragments Tiny bowl sliver.	
A	2044	B	1			1620-1900	-	-	-	-	-	-	-	-											
A	2044				1	1700-1800			0				C	0								Ground ?		Possible that the tip of this mouthpiece has been ground.	
A	2044		1			1750-1780		5	G						THO	WILD	Midland border	1833	RS	I	S			Possible Wild stem mark with associated Midland Border.	
A	2044		4			1720-1800			0																
A	2056		3			1700-1800			0																
A	2066		4			1700-1800																			
A	2069	A	1			1830-1880	-	-	0	-	0	C	-	-								Masonic			
A	2069	B	1			1780-1830	-	-	0	-	MM	IC	-	-								Enclosed scallops			









Area	Cxt	Ref	B	S	M	Date	Heel	64	Bur	X	M4	Rim	TT	TF	Cname	Sname	Other	Die	P	M	T	Dec/ mods	Fig.	Comments
A/D	2069		1			1750-1780		5	A						THO	WILD	Midland Border	1833	RS	I	S		19	
A/D	2069	1				1750-1770	H	5	-	-	0	B	-	-		W		473	BF	R	S			
A/D	2069		4			1620-1750			0															Plain stems of C17th and C18th types.
A/D	2071	A	1			1660-1680	S	8	0	0	0	B	-	-	S	V		1532	SX	I	S		2	
A/D	2071	B	1			1690-1720	H	-	G	-	0	IB	-	-	I	H		2026	BF	R	S		7	
A/D	2071		2			1700-1900			0															Two very small bowl fragments could be C18th or C19th.
A/D	2071		43			1660-1900			*															Mixed group of plain stems, some burnished C17th and C18th types, other C19th types with traces of brown glaze.
A/D	2072	A	1			1780-1820		6	0															
A/D	2072	B	1			1780-1820			A	-	0	B	-	-										
A/D	2072	C	1			1780-1820			0															
A/D	2072		1			1760-1790		5	A						THO	WILD	Midland Border	1833	RS	I	S		19	part of a Midland Border mark which may be associated with one of the Wild makers.
A/D	2072		1			1720-1780		5	A						THO	WILD		1832	RS	I	S		20	Thomas Wild of Rotherham - one of three makers of this name working between 1716 and 1777.

Area	Cxt	Ref	B	S	M	Date	Heel	64	Bur	X	M4	Rim	TT	TF	Cname	Sname	Other	Die	P	M	T	Dec/ mods	Fig.	Comments
A/D	2072		1	1		1760-1780	5	A							WILL	WILD		1925	RS	I	S		21	Only part of the mark survives but it is likely to belong to William Wild of Rotherham.
A/D	2072		1	1		1700-1800	4	0																Possibly an C18th stem fragment ground at both ends.
A/D	2072		37			1750-1900																		Plain stems most of which are contemporary with the bowls in this group (i.e. late C18th), one is later and is covered with brown glaze.
A/D	2083		1			1800-1900		0																Single plain stem
A/D	2088		2			1700-1800		0																
A/D	2089	A	1			1640-1700		-	G	-	/	IB	-	-										
A/D	2089	B	1			1640-1700		-	0	-	/	B	-	-										
A/D	2089		8			1640-1750		0																
A/D	2106		2			1700-1800																		
A/D	2109		1			1800-1900		0																
A/D	2111		3			1800-1900		0																
A/D	2131		3			1700-1800																		
A/D	2145		3			1700-1800		-	0	-	-	-	-	-										Three small bowl fragments; most likely C18th.
A/D	2145		9			1650-1750		*																Plain stems one or two of which are burnished.



Area	Cxt	Ref	B	S	M	Date	Heel	64	Bur	X	M4	Rim	TT	TF	Cname	Sname	Other	Die	P	M	T	Dec/ mods	Fig.	Comments
D	1522	B	1			1830- 1860	-	5	0	0	0	C	-	-										
D	1522	C	1			1830- 1870	-	-	0	-	0	C	-	-										
D	1522	D	1			1800- 1900	-	-	0	-	-	-	-	-										
D	1522		24			1800- 1900			0															Plain stems, four of which have traces of green glaze. C19th spur fragment only.
D	1665		1			1830- 1900	S	5	0	-	-	-	-	-			MAN....							Small stem fragment with only part of the lettering surviving, reading MAN. It is possible that this is Manchester, although the placing of this lettering would normally be reserved for either the maker's name or the pattern name. Given that the traces of moulded decoration could represent water, it is possible that this pipe commemorates the Manchester Ship Canal. A number of pipes with this decorative motif were produced in the C19th but this particular example bears closest similarities to a design registered by John Blenkin Smith of Manchester in 1885 (Hammond 1992, 28)
D	1665		1			1850- 1900		5											SL	R	M	Water?		







Area	Cxt	Ref	B	S	M	Date	Heel	64	Bur	X	M4	Rim	TT	TF	Cname	Sname	Other	Die	P	M	T	Dec/ mods	Fig.	Comments	
D	2149		1			1740- 1780	H	7	G	0	0	BW	-	-	I	H		1025	BF	R	S		9		
D	2149			4		1750- 1850			0																
D	2151			1		1700- 1800			0																
D	2170		1			1700- 1800	-	-	0	-	-	-	-	-											Very small body sherd
D	2189			1		1750- 1780		6	0						WILL	WILD		1925	RS	I	S		21	Heel fragment only	
D	2189		1			1740- 1780	H	5	G	-	-	-	-	-											Heel fragment only
D	2189			7		1720- 1800			*																Plain stems some burnished.
D	2217			6		1700- 1900			0																Mixed group of plain stems of C18th and C19th type.
D	2219			2		1700- 1800																			Joining fragments (fresh break)
D	2221		1			1780- 1830	-	5	0	0	0	C	-	-								Scallops	25	Mould line visible around the rim.	
D/A	1000			11		1680- 1900			0																Mixed group of plain stems one of which appears to have been water rolled.
E	1000			3		1800- 1900																			Single plain stem
E	1456			1		1680- 1780																			
E	1633			2		1700- 1800			0																
E	1644			3		1660- 1900			0																Group of mixed date with a fragment from C17th, C18th and C19th.
E	1754			1		1700- 1800																			Single plain stem
E	1782			4		1750- 1850			0																Single plain stem



Area	Cxt	Ref	B	S	M	Date	Heel	64	Bur	X	M4	Rim	TT	TF	Cname	Sname	Other	Die	P	M	T	Dec/ mods	Fig.	Comments
F	1000	3				1850- 1880	S	4	0	0	0	C	-	-								Royal Arms	33	Three joining fragments
F	1000	1				1800- 1900			0															
Tr1	158	2				1800- 1900	-	-	0	-	0	C	-	-										Two joining bowl fragments. Mould line visible around the rim.
Tr1	158	7				1800- 1900			0															
Tr1	187	3				1800- 1900			0															
Tr1	U/S	2				1800- 1900			0															
Tr1	U/S	1				1840- 1860	S	5	0	-	-	-	-	-								Acorn		
Tr1	U/S	2				1800- 1900			0															
Tr2	172	1				1800- 1900			0															Single plain stem
Tr2	192	1				1750- 1850			0															Single plain stem
Tr2	193	1				1800- 1900			0															Single plain stem
Tr2	194	1				1750- 1780		5	G						THO	WILD		1832	RS	I	S		20	
Tr2	194	1				1750- 1780		5	G								Unident	2182	RS	I	S		23	
Tr2	194	1				1700- 1800	-	-	0	-	0	B	-	-										Rim only.
Tr2	194	5				1750- 1850			0															
Tr2	205	1				1800- 1900	S	5	0	-	-	-	-	-										Plain C19th stems one of which appears to be water rolled.
Tr2	205	7				1800- 1900			0															Thomas Wild of Rotherham
Tr2	265	1				1750- 1780		5	G						THO	WILD		1832	RS	I	S		20	







## Appendix 7: Clay pipe illustrations

### Index of clay pipe illustrations

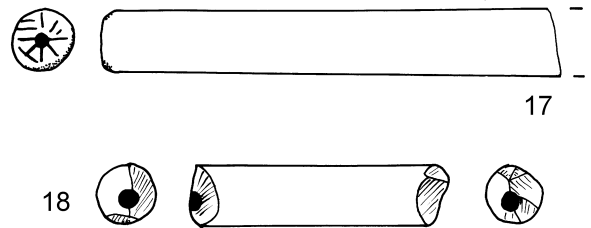
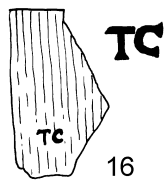
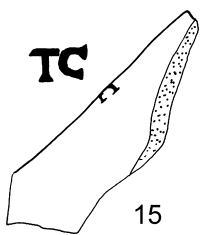
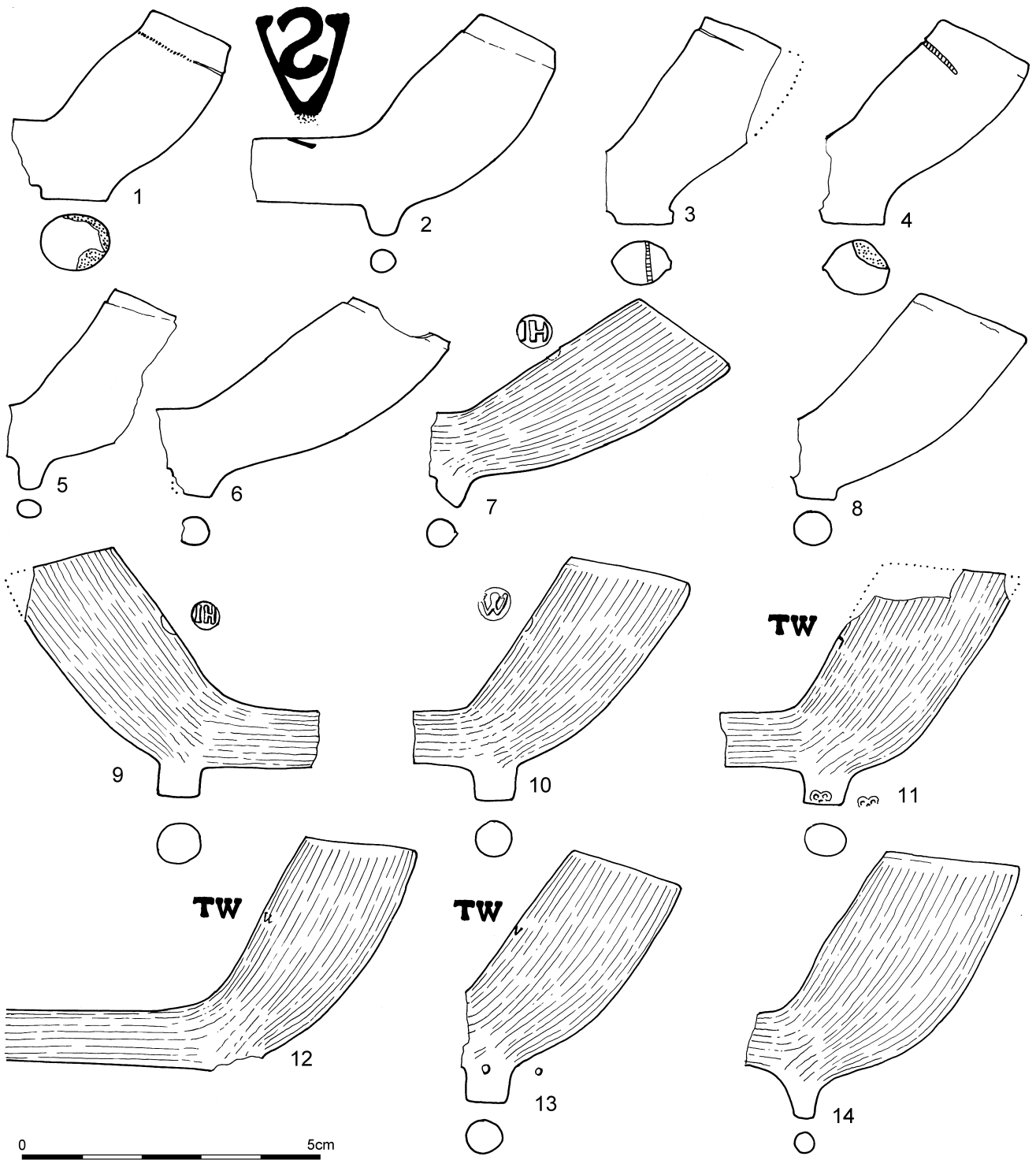
All illustrations of the bowls and modified stem are at life size (1:1) and are by the author. The die details are at twice life size (2:1) and are by Dr. D. A. Higgins.

- 1 Heel bowl dating c1640-1660. Not burnished; no internal bowl cross; rim bottered and three-quarters milled. Two joining fragments. Area: A, Context: 2044, Ref. A.
- 2 Spur bowl dating c1660-1680. Not burnished; no internal bowl cross; rim bottered but not milled; marked with the initials SV across the stem (NSC Die No. 1532). Area: A/D, Context: 2071, Ref. A.
- 3 Heel bowl dating c1690-1710. Average burnish; no internal bowl cross; rim bottered but not milled; milled across the heel (NSC Die No. ). Area: D, Context: 2131, Ref. I.
- 4 Heel bowl dating c1690-1730. Not burnished; no internal bowl cross; rim bottered and half milled. Area: A/D, Context: 2173, Ref. B.
- 5 Spur bowl dating c1650-1680. Not burnished; no internal bowl cross; rim bottered but not milled. Area: A, Context: 2089, Ref. B.
- 6 Heel bowl dating c1690-1720. Not burnished; no internal bowl cross; rim internally trimmed and bottered but not milled. Area: A/D, Context: 2174.
- 7 Heel bowl dating c1690-1720. Good burnish; rim internally trimmed and bottered but not milled; marked with the initials IH on the bowl facing the smoker (NSC Die No. 2026). Area: A/D, Context: 2071, Ref. B.
- 8 Heel bowl dating c1740-1780. Not burnished; no internal bowl cross; rim internally trimmed and bottered but not milled. Area: E, Context: 1801, Ref. C.
- 9 Heel bowl dating c1740-1780. Good burnish; no internal bowl cross; rim bottered and possibly wiped, but not milled; marked with the initials IH on the bowl facing the smoker (NSC Die No. 1025). Area: D, Context: 2149.
- 10 Heel bowl dating c1750-1800. Good burnish; no internal bowl cross; rim internally trimmed and bottered but not milled; marked with the initial W on the bowl facing the smoker (NSC Die No. 2149). Area: A, Context: 1734.
- 11 Heel bowl dating c1750-1780. Good burnish; no internal bowl cross; rim bottered but not milled; marked with the initials TW on the bowl facing the smoker (NSC Die No. 2055); also has a moulded motif on either side of the heel. Area: D, Context: 2131, Ref. A.
- 12 Bowl fragment dating c1740-1780. Good burnish; no internal bowl cross; rim bottered but not milled; marked with the initials TW on the bowl facing the smoker (NSC Die No. 2055). Area: A, Context: 1548, Ref. A.



- 13 Heel bowl dating *c*1750-1780. Good burnish; no internal bowl cross; rim bottered but not milled; marked with initials TW on the bowl facing the smoker (NSC Die No. 2055); also has a moulded dot on either side of the heel. Area: D, Context: 2131, Ref. B.
- 14 Spur bowl dating *c*1750-1820. Good burnish; no internal bowl cross; rim internally trimmed and bottered but not milled. Area: D, Context: 2072, Ref. A.
- 15 Water worn bowl fragment dating *c*1750-1780. Rim internally trimmed and bottered but not milled; marked with the initials TC on the bowl facing the smoker (NSC Die No. 2052). Area: D, Context: 2131, Ref. E.
- 16 Bowl fragment dating *c*1750-1800. Good burnish; rim cut but not milled; marked with the initials TC on the bowl facing the smoker (NSC Die No. 2052). Area: E, Context: 1850.
- 17 Stem fragment dating *c*1700-1840 with a cut “star” pattern on one of the broken ends. Area: E, Context: 1845.
- 18 Stem fragment dating *c*1700-1820 that has been ground at both ends. Area: D, Context: 2131.
- 19 Twice life-size die detail of a Thomas Wild roll-stamp stem mark dating *c*1750-1780 (NSC Die No. 1833). Three examples recovered - Area: A, Context: 2044 / Area: A/D, Context: 2069 / Area: A/D, Context: 2072.
- 20 Twice life-size die detail of a Thomas Wild roll-stamp stem mark dating *c*1720-1780 (NSC Die No. 1832). Three examples recovered - Area: A/D, Context: 2072 / Tr 2, Context: 194 / Tr 2, Context: 265.
- 21 Twice life-size die detail of a William Wild roll-stamp stem mark dating *c*1760-1780 (NSC Die No. 1925). Ten examples recoverd - Area: A, Context: 1522 / Area: A, Context: 1734 / Area: A, Context: 2089 / Area: A, Context: 2106 (2 examples) /Area: A/D, Context: 2072 / Area: D, Context: 2131 (3 examples) /Tr 3, Context: 420.
- 22 Twice life-size die detail of a Wild roll-stamp mark dating *c*1750-1780 (NSC Die No. 2181). The Chrisitan name initial is missing so it is not possible to identify which member of the Wild family produced this particular die. Area: A, Context: 2106.
- 23 Twice life-size die detail of an unidentified roll-stamp mark dating *c*1750-1780 (NSC Die No. 2182). Area: Tr 2, Context: 194.
- 24 Stem fragment dating *c*1650-1700. Good burnish; with the partial mark reading H stamped across the stem. Area: A, Context: 1734.
- 25 Bowl fragment dating *c*1780-1830. Not burnished; no internal bowl cross; rim cut but not milled. Mould line visible around the rim suggesting the mould has been repaired at some stage during its life. Area: D, Context: 2221.


- 26 Plain spur bowl dating *c*1830-1860. Not burnished; no internal bowl cross; rim cut but not milled. Context: 490, Ref. B.
- 27 Plain spur bowl dating *c*1830-1860. Not burnished; no internal bowl cross; rim cut but not milled. Context: 490, Ref. A.
- 28 Plain bowl fragment dating *c*1830-1860. Not burnished; no internal bowl cross; rim cut but not milled. Context: 490, Ref. C.
- 29 Spur bowl dating *c*1800-1880. Not burnished; no internal bowl cross; rim is missing. Mould decorated so that the bowl appears to have segments. The spur has also been decorated. Area: A, Context: 1699.
- 30 Part of a mould decorated bowl dating *c*1830-1860. Not burnished; marked with the initials FC on either side of a coil motif below the bowl. These are most likely to be the initials of Frederick Cartwright of Sheffield *f*1751-1752. Area: A, Context: 1545.
- 31 Mould decorated Spur bowl dating *c*1830-1860. Not burnished; no internal bowl cross; rim cut but not milled; marked with the partial moulded letter DEE around the rim on the smokers left. Bowl comprises three joining fragments decorated with grape vines. This is almost certainly a product of Joseph Dee who is known to have been working in Sheffield from *c*1834-1852. Context: 478, Ref. A.
- 32 Bowl with leaf decorated seams dating *c*1830-1860. Not burnished; three-bar internal bowl cross at the base of the bowl cavity; rim cut but not milled. Both the internal bowl cross and the production flaw, which appears on the smokers left, are characteristics that appear to be associated with an as yet unidentified Sheffield workshop. Context: 490, Ref. D.
- 33 Mould decorated spur bowl dating *c*1850-1880. Not burnished; no internal bowl cross; rim cut but not milled. Decorated with the Royal Arms. Area: F, Context: 1000.
- 34 Two joining fragments of a mould decorated rim dating *c*1900-1910. Not burnished; rim cut with moulded milling. Part of a bowl that probably depicts Baden Powell. Area: A, Context: 1609, Ref. A.




Clay Pipe Illustrations 1 to 18



19



20



22



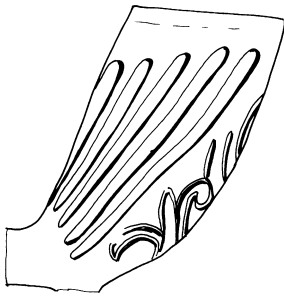
21



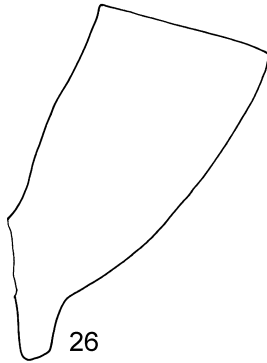
23



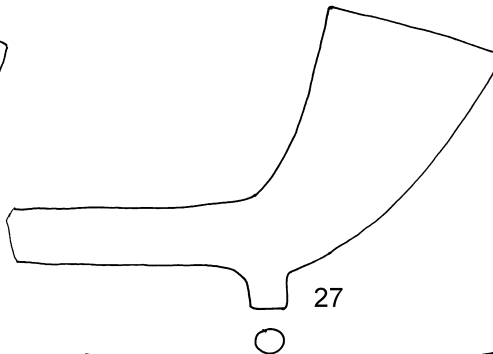
24



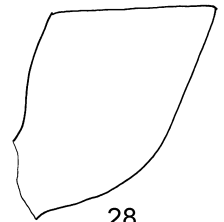
25



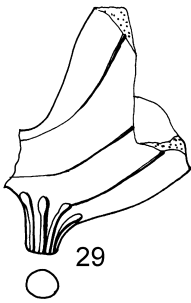
26




27




28



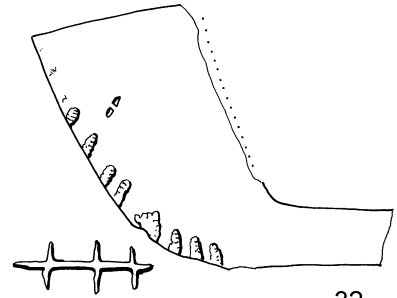
29



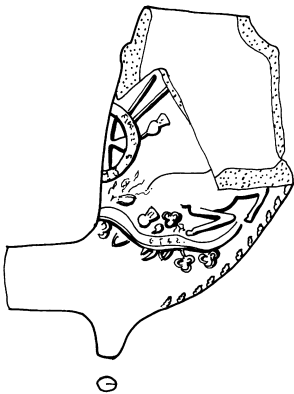
30



31



32



33



34



## Appendix 8: Industrial residue identifications

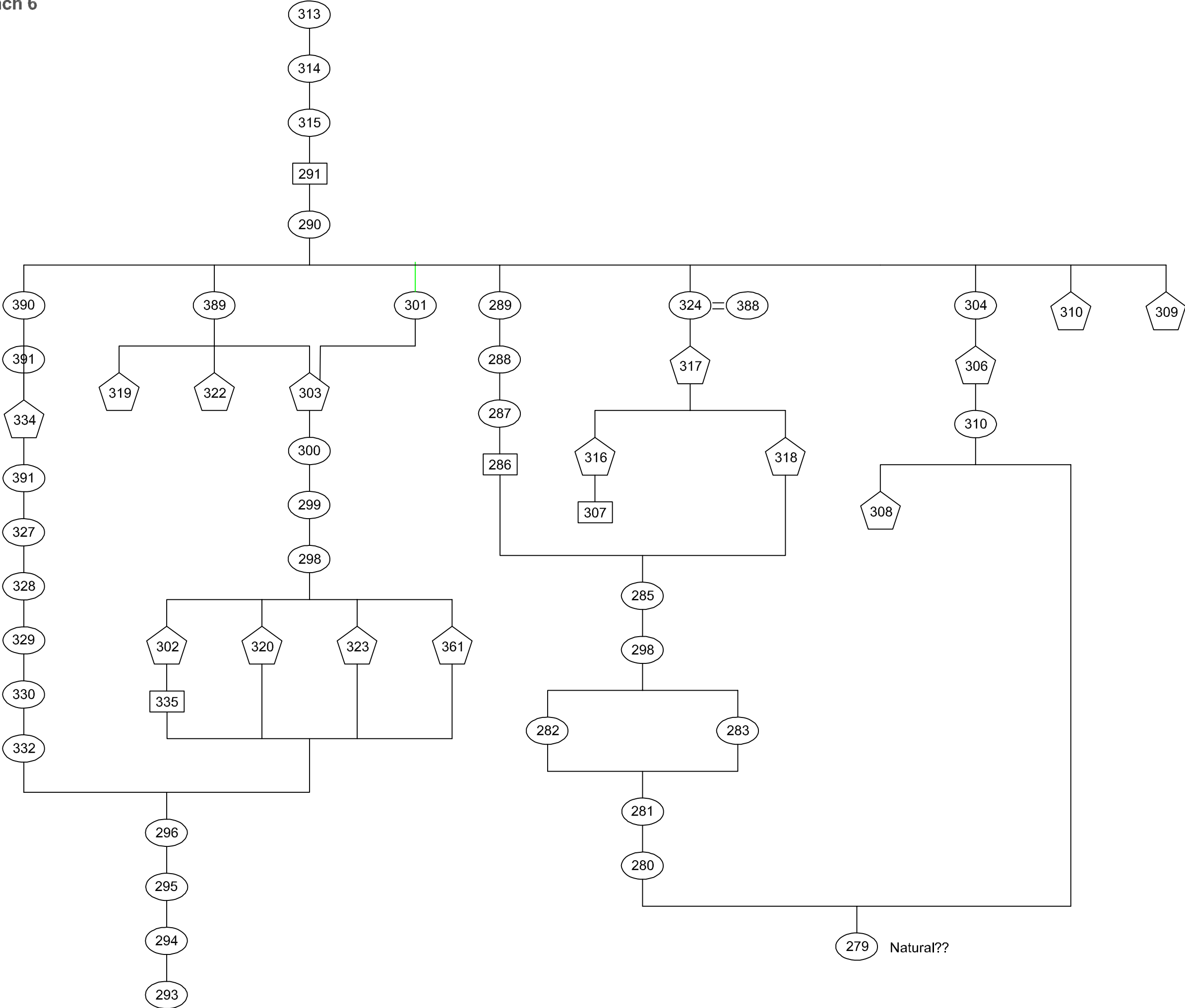
Context	Area	Weight (g)	No	Description
u/s	Tr 1	1573 1625	2	2 circular plano-convex objects, c180mm diam. X-radiography suggests a similar composition throughout. Surfaces are of fairly uniform, once molten, partly vesicular slag. Of uncertain origin, but not ironworking slag
104		4	1	Piece of once molten cinder/fuel ash slag, dull red/black surface
105		953	4	3 irregularly shaped lumps of black glass with vesicular interiors, plus 1 small fragment of green/clear melted glass or glass waste
149	A	18	1	Piece of unburnt coal covered with glassy siliceous material
151		27	1	Piece of black, lustrous, once molten cinder/fuel ash slag
192	Tr 2	295	2	2 pieces cinder/fuel ash slag, formed against a shaped surface. Red/black in colour, incorporating burnt fuel fragments
266		318	3	Compressed lumps of iron-rich earth and fragments of iron corrosion
272	Tr 2	834	2	Compressed cinder fragments and earth, iron-rich, incorporating burnt fuel fragments, stones and mineralised wood
490		15	3	2 pieces of iron corrosion and mineralised wood and 1 possible iron object fragment
1000	A	4711 3786 1354 851 398	5	5 pieces of similar material : 3 bun shaped, largest 180mm diam; 1 oval 255mm diam with 1 convex and 1 flat face with long 'U' shaped depression; 1 probably originally rectangular, 210x250mm, parts of 3 sides surviving & suggestion of central hole. All have formed in or built up against shaped receptacles. Iron and sulphur rich (yellow coatings), the pieces are made up of iron-rich slaggy cinder and highly vesicular burnt fuel fragments. Too lightweight to be ironworking slags, these are probably fuel residues with a little low-iron content slag, deriving from ironworking
1000	D/A	1405	2	Bun shaped, fairly lightweight, iron and sulphur rich cinder, with vesicular burnt fuel fragments, similar to the material above
1000	F	423	3	Large pieces of lightweight cinder/fuel ash slag, open structure with voids, incorporating stones and burnt fuel fragments
1010		65	2	Pieces of rough grey wallplaster, with coal, charcoal and grit inclusions
1010		132	2	1 piece of semi-burnt fuel and 1 piece iron pan-covered clay
1010		464	11	Pieces of lightweight cinder/fuel ash slag, incorporating burnt fuel and burnt ?shell fragments
1629	E	37	3	Pieces of cinder/fuel ash slag and burnt fuel
1665	A	4	1	Piece of black lustrous, once molten cinder/fuel ash slag
1955		227	1	Fe rich cinder adhering to broken fired clay, which may be kiln lining or a brick fragment
1955	A	915	1	Possible piece of fairly dense iron slag plus cinder, partly vesicular with some black, glassy areas, incorporating stones and burnt fuel fragments, and covered with cement and brick fragments

<i>Context</i>	<i>Area</i>	<i>Weight (g)</i>	<i>No</i>	<i>Description</i>
1963	A	54	2	<i>Undiagnostic ironworking slag fragments, with areas of intense reddening</i>
2000	A	38	1	<i>Piece of cinder incorporating copper alloy fragments or object 1 piece of coal with adhering Fe corrosion/object fragment 1 piece cinder/fuel ash slag</i>
2044	A	293	9	<i>7 pieces micaceous geology, possibly worked, with discontinuous iron-rich vitreous material on the outside, plus evidence of copper contamination. Possibly fragments of a vessel? The matrix does not appear vitrified</i>
2066	A	862	8	<i>Pieces of cinder/fuel ash slag, mainly lightweight and vesicular, incorporating burnt fuel fragments</i>
2069	A	30	1	<i>Compressed cinder fragments and earth, iron-rich, incorporating burnt fuel fragments</i>
2071	A/D	89	1	<i>Piece of once molten cinder/fuel ash slag, surface red/black</i>
2080	A	6	1	<i>Cinder/fuel ash slag, once molten, red/black exterior, grey/brown vesicular interior. EDXRF detected a range of earth elements consistent with an identification as fuel ash slag</i>
2089	A	37	4	<i>Pieces of cinder/fuel ash slag</i>
2109	A	89	3	<i>Pieces of cinder/fuel ash slag</i>
2109	A/D	2444	1	<i>Large piece of dense undiagnostic ironworking slag with partly vesicular interior</i>
2131	A/D	25	3	<i>1 piece of melted glass/ glass waste 2 pieces of once molten cinder/fuel ash slag</i>
2133	A	28	1	<i>Piece of cinder/fuel ash slag</i>
2151	D	6	1	<i>Burnt fuel</i>
2180	A/D	41	1	<i>Piece of cinder/fuel ash slag</i>

## **Appendix 9: Site matrices**

Matrix: Evaluation Trench 6

Key  
— Unknown/unsure  
Relationship

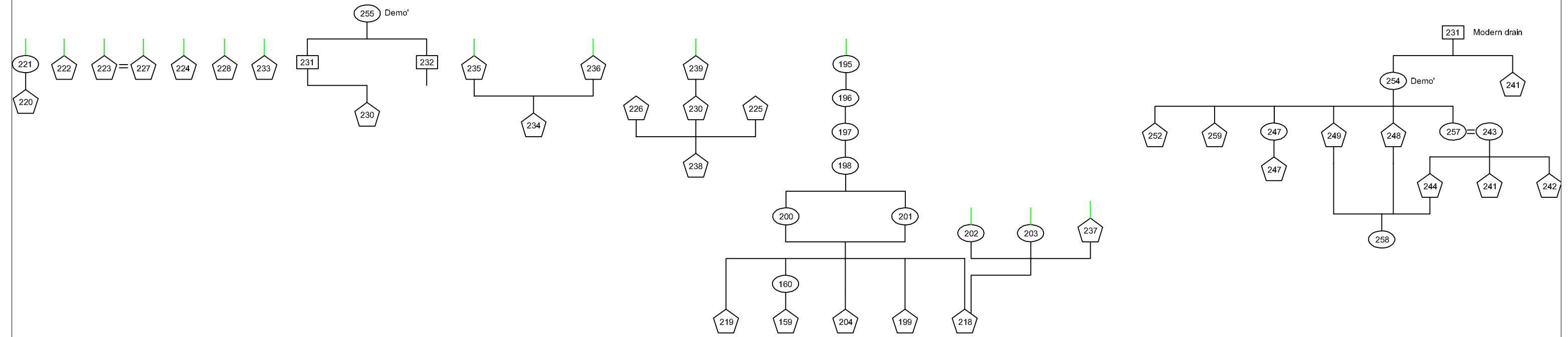




# Matrix: Evaluation Trench 5

## Key

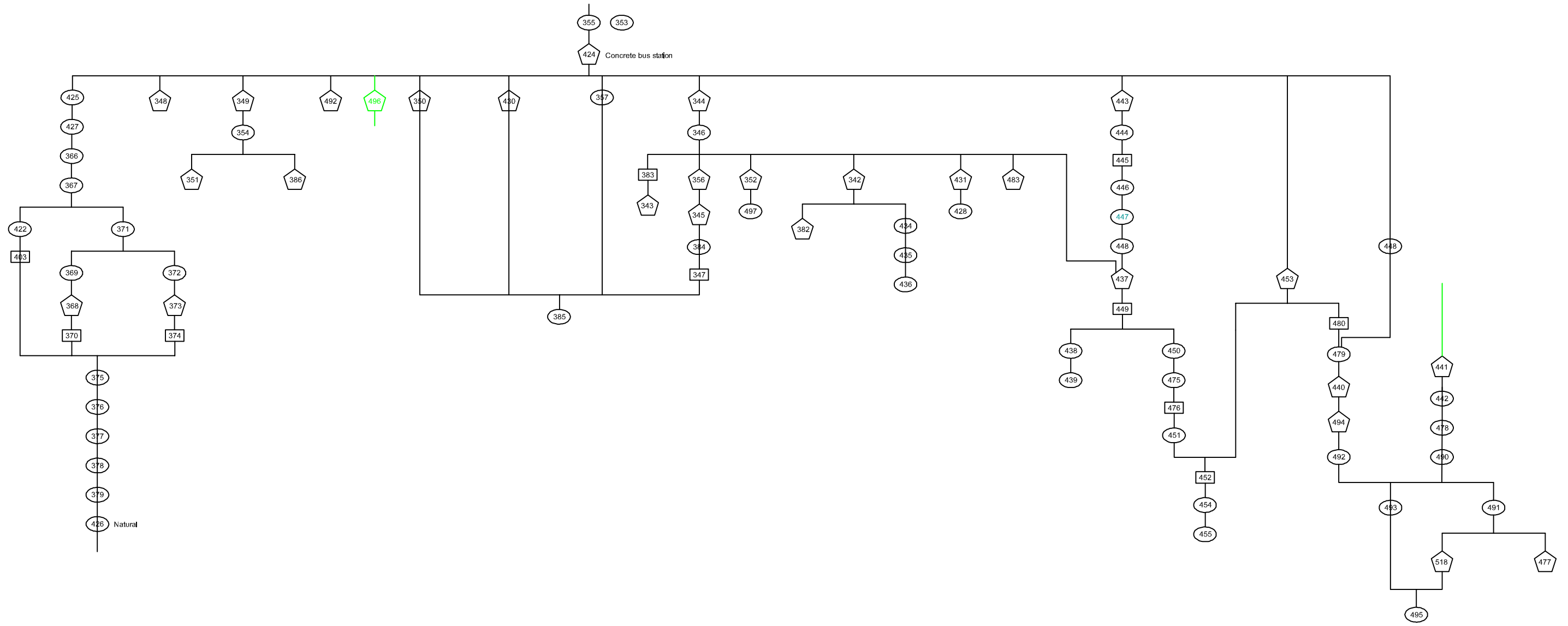
— Unknown/unsure Relationship



# Matrix: Evaluation Trench 4

## Key

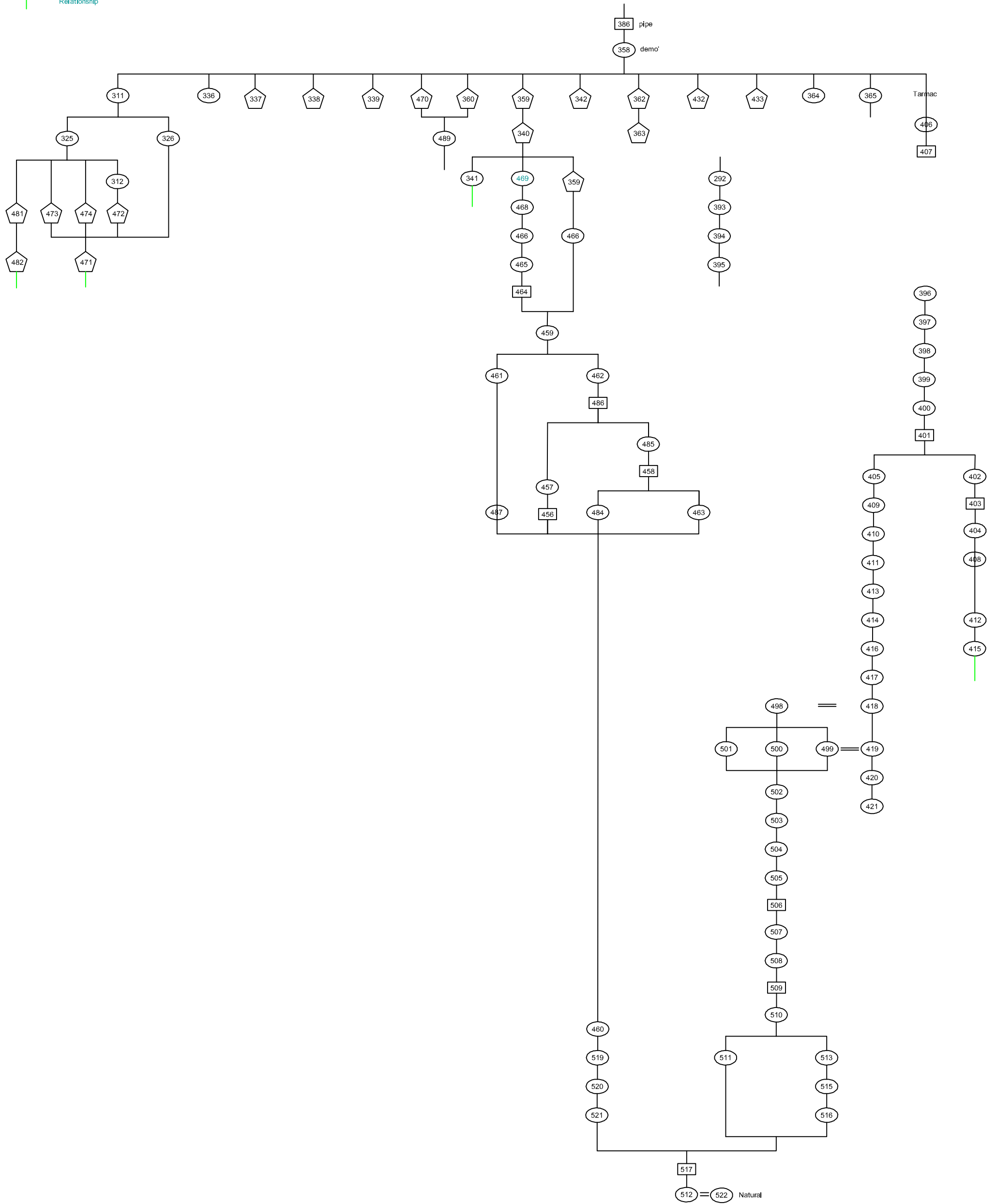
— Unknown/unsure Relationship



# Matrix: Evaluation Trench 3

## Key

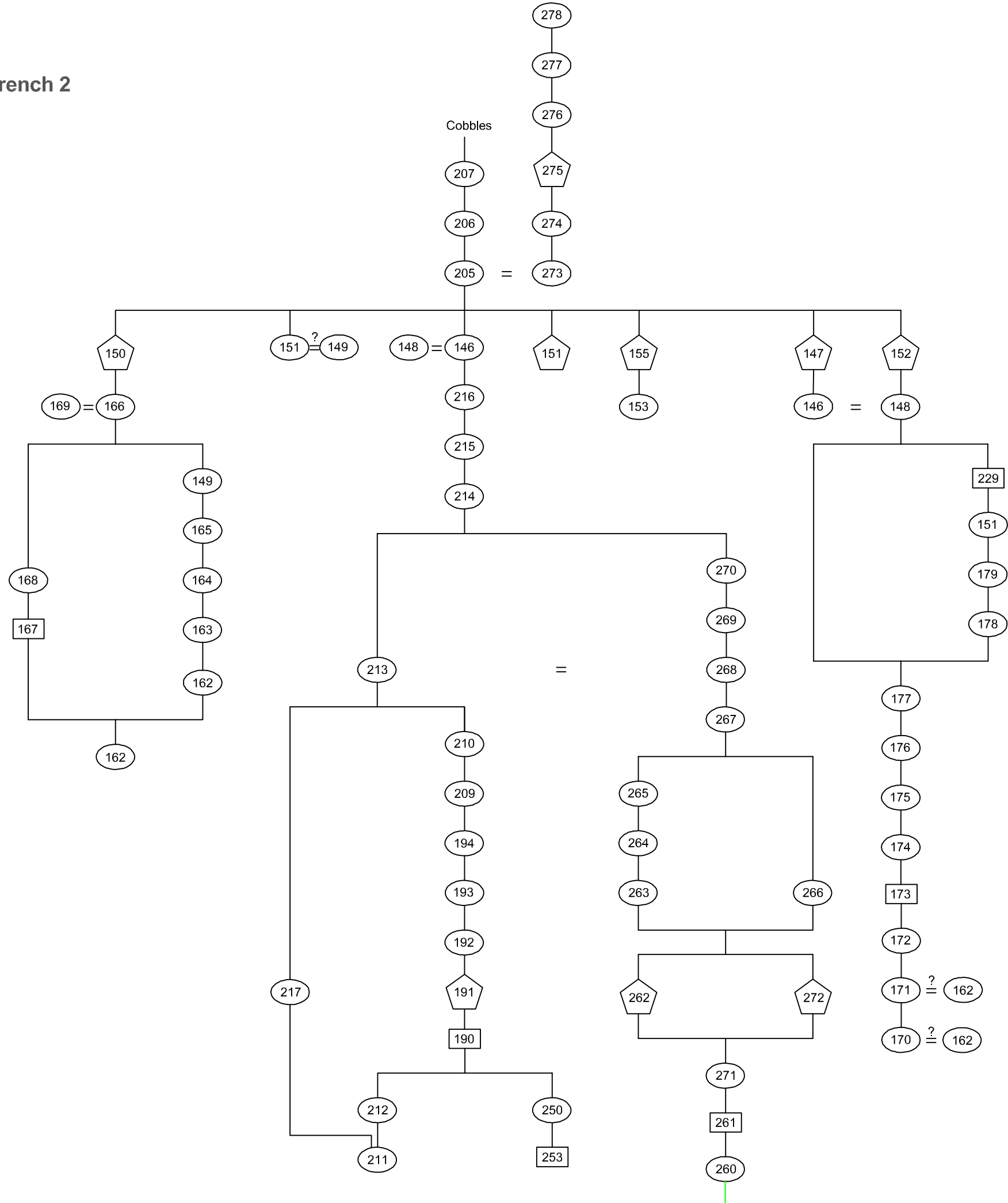
— Unknown/unsure Relationship



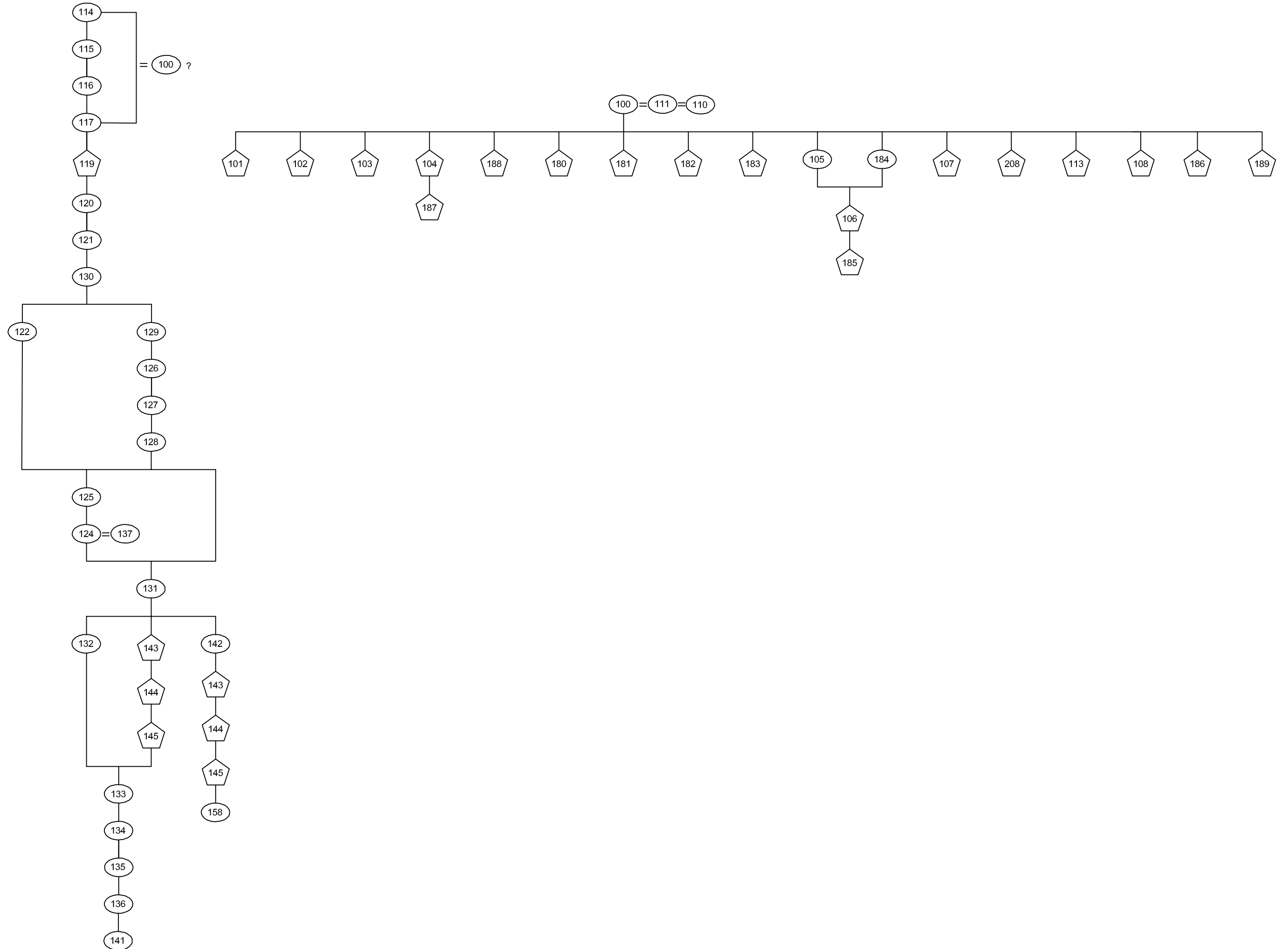
# Matrix: Evaluation Trench 2

## Key

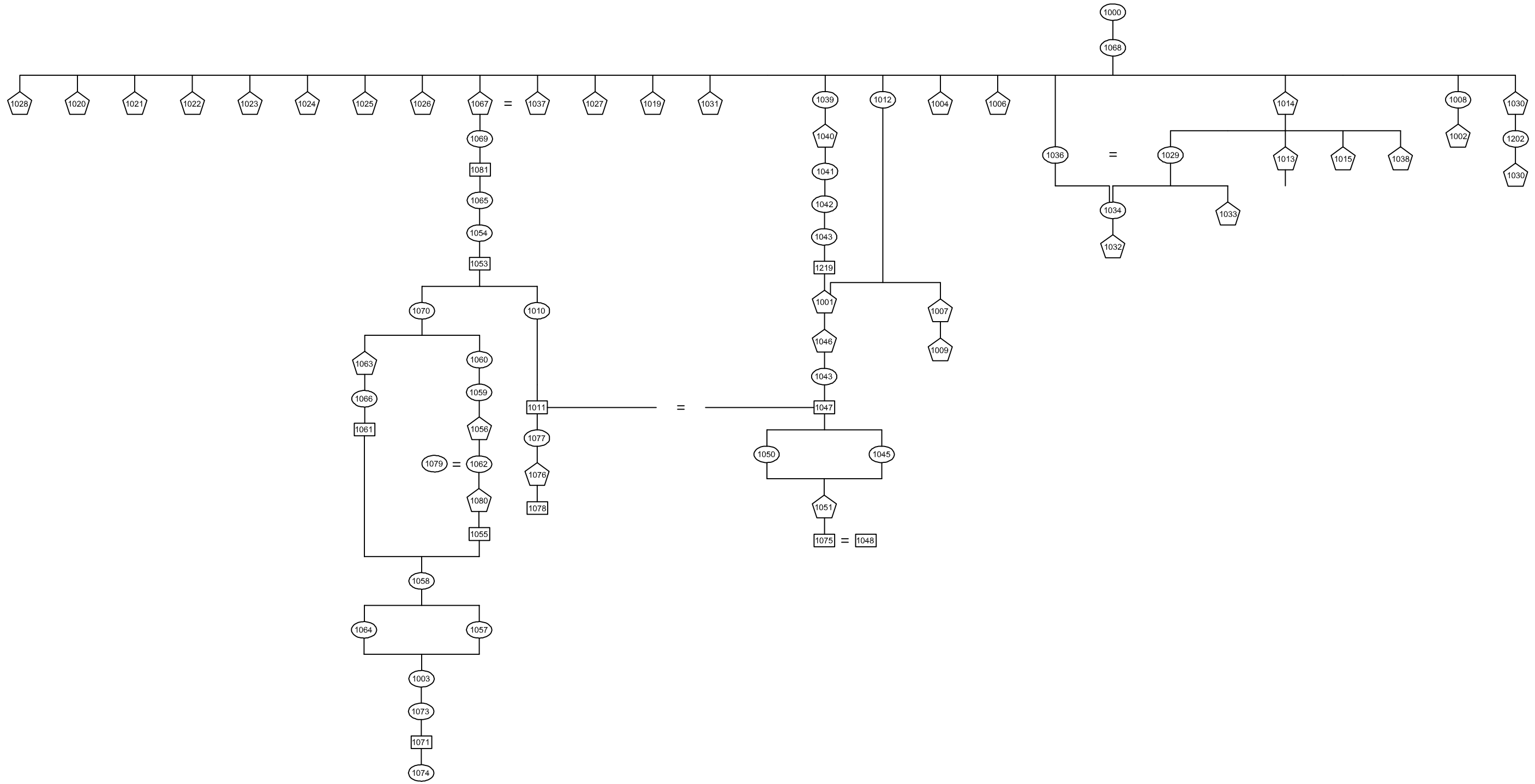
— Unknown/unsure Relationship



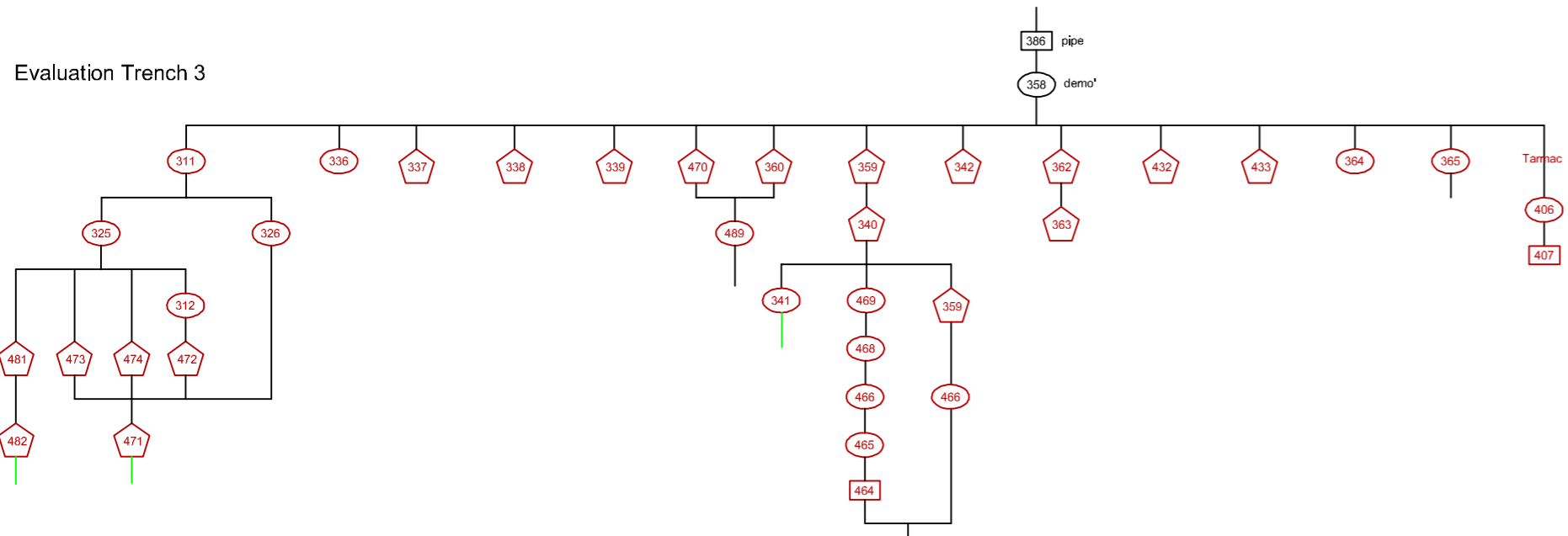
# Matrix: Evaluation Trench 1



Matrix: Area F

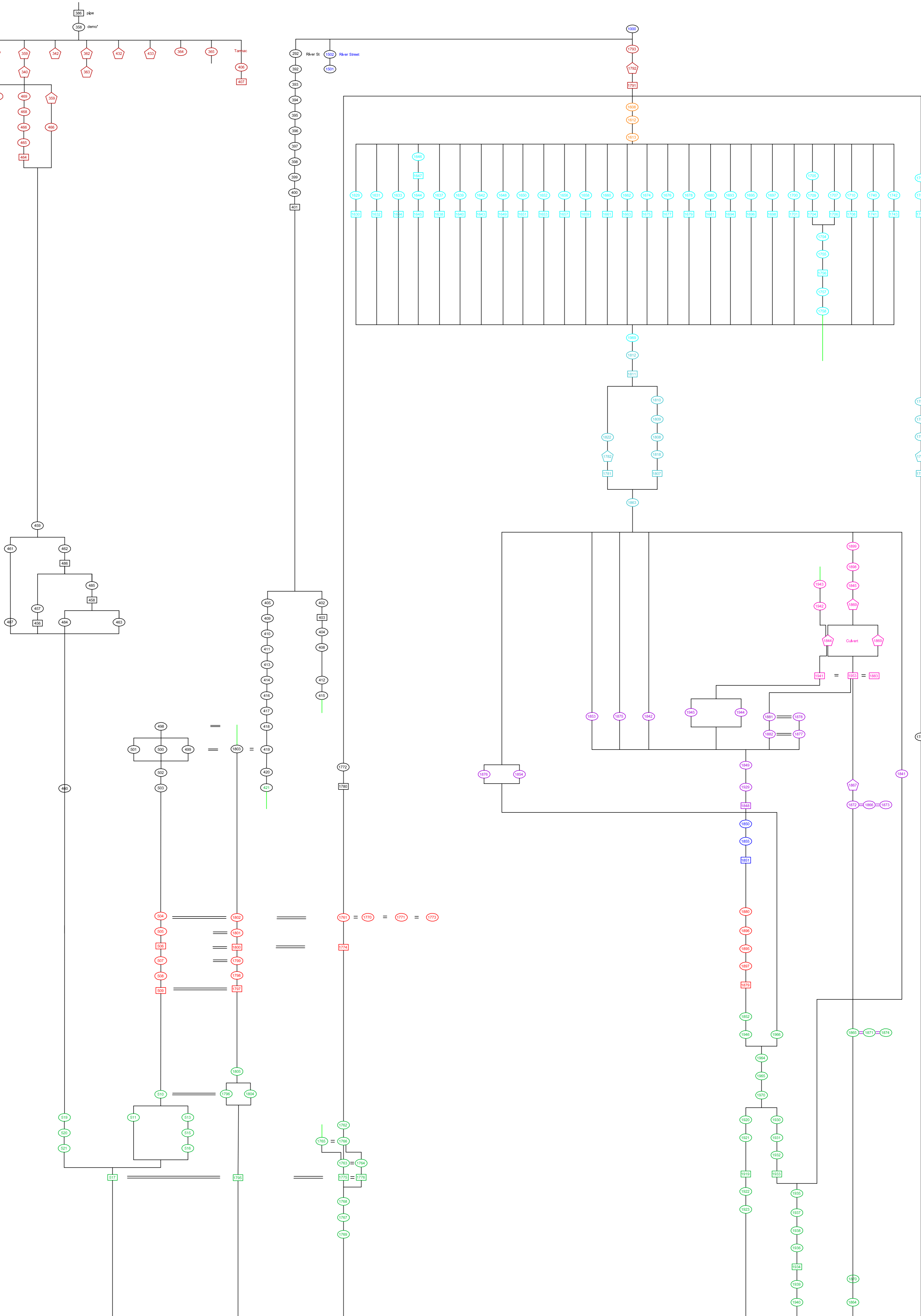


Evaluation Trench 3

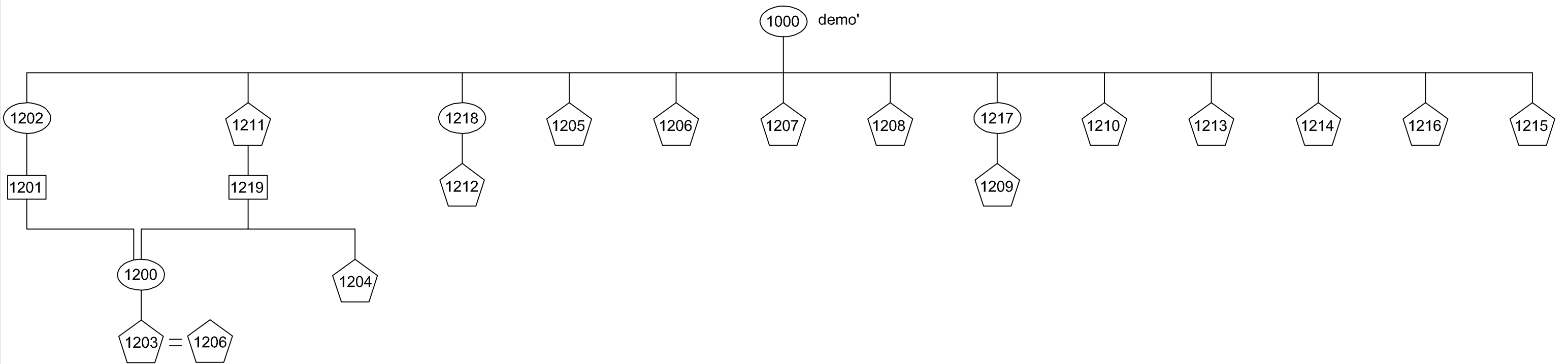


### Matrix: Area E

- Key**
- 1980 Palaeochannels
  - 2101 Phase 1
  - 1957 Phase 2
  - 1954 Phase 3
  - 1543 Phase 4
  - 1807 Phase 5
  - 1632 Phase 6
  - 1613 Phase 7
  - 1791 Phase 8
  - 1950 Unphased/unsure
  - 506 Eval Tr 3
- = Unknown/unsure Relationship



Matrix: Area C





# Matrix: Area A/D

## Key

1980 Palaeochannels

2101 Phase 1

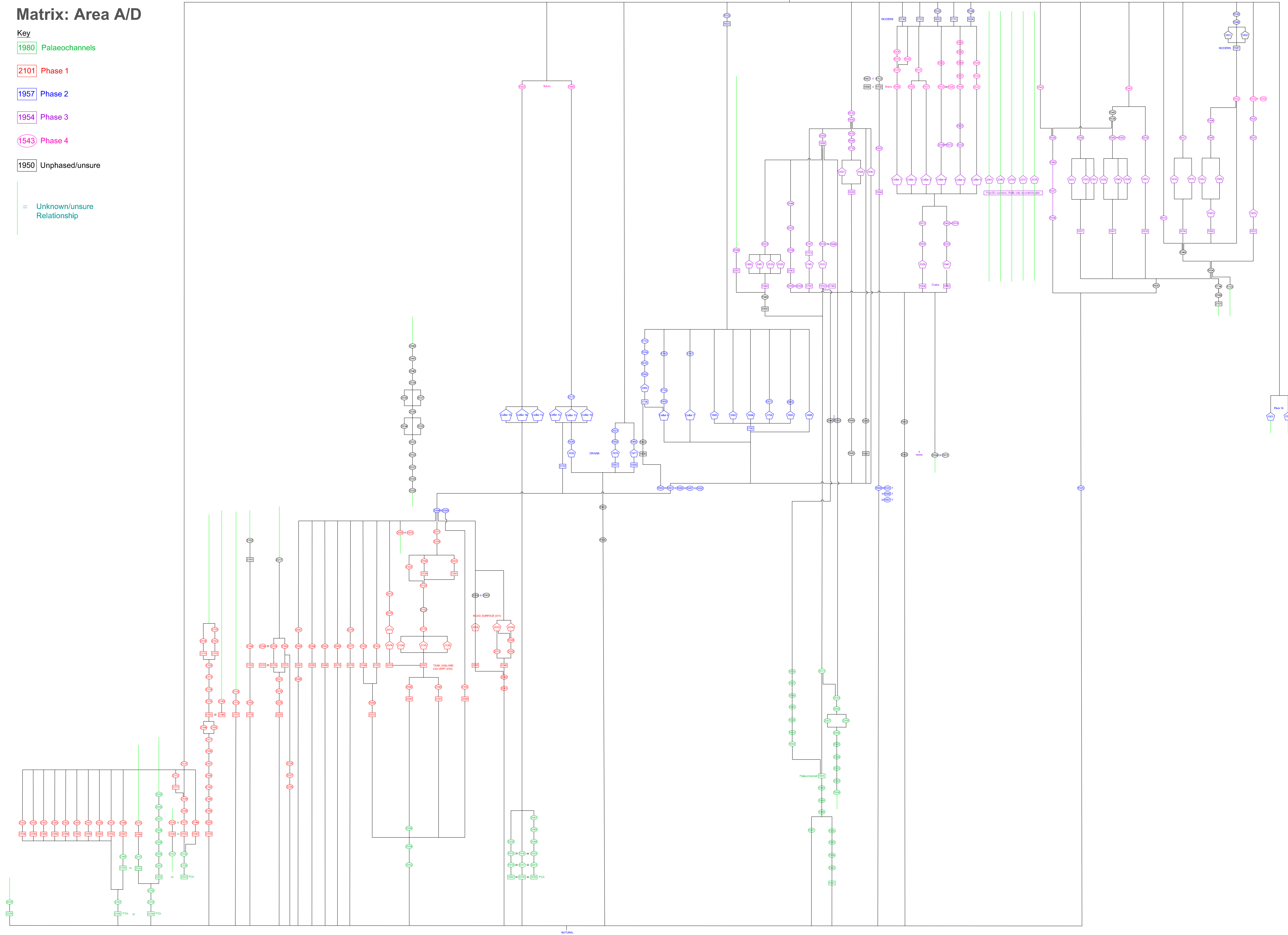
1957 Phase 2

1954 Phase 3

1543 Phase 4

1950 Unphased/unsure

= Unknown/unsure Relationship



## Bibliography

- AMC, 07.02.2008, Synopsis of D-Campus excavations January-May 2007.
- Anon, 1988, Research Priorities for Post-medieval Archaeology, Society for Post-medieval Archaeology, 9pp.
- ASWYAS, 2005, 'Site Recording Manual', unpubl.
- Atkin, S., 1989, Bibliography of Clay Pipe Studies, Society for Clay Pipe Research, 63pp
- Barker, D., 1998, Bits and Bobs - the development of kiln furniture in the 18th century Staffordshire pottery industry. Transactions of the English Ceramic Circle 16 - 3; 318-341.
- Barrett, M., 1994, Aggies, Immies, Shorters and Swirls: The magical world of marbles, Bulfinch Press .
- Bayley, J., Dungworth, D. & Paynter, S. 2000, Archaeometallurgy, English Heritage Centre for Archaeology Guidelines, London.
- Belford, P. 1998. Converters and Refiners: urban steel making sites in Sheffield 1700 – 1850. SYIHSJ 1, 7 – 19.
- Belford, P. 2001. Work, space and power in an English industrial slum: 'the Crofts', Sheffield, 1750 – 1850. in A. Mayne and T. Murray (eds). Cambridge University Press. 106 – 117.
- Boessneck, J., 1969, 'Osteological difference between sheep (*Ovis aries* Linne) and goats (*Capra hircus* Linne)' in D. Brothwell and E. Higgs eds., *Science in Archaeology*: 331-358.
- Cumberpatch, C.G., 2003, Eighteenth and nineteenth century pottery from the site of the Suffolk Works, Suffolk Road, Sheffield'. Unpublished archive report for ARCUS (University of Sheffield).
- Cumberpatch, C.G., 2007, 'Pottery from Garden Street, Sheffield'. (ARCUS 934c) unpubl.
- Cumberpatch, C.G., 2008a, 'Pottery from excavations in Upper Allen Street'. (ARCUS 842e) unpubl.
- Cumberpatch, C.G., 2008b, 'Pottery from excavations on the site of the Union Grinding Wheel, Alma Street, Sheffield'. (ARCUS 745f) unpubl.
- Cumberpatch, C.G., in prep. 2 'Early modern and recent pottery in South and West Yorkshire: A review of the evidence from the mid 17th to the later 19th century'. Review article in preparation.
- Dainton, M., 1992, A quick, semi-quantitative method for recording nematode gut parasite eggs from archaeological deposits. *Circaea, the Journal of the Association for Environmental Archaeology* 9, 58-63.
- Dobney, K., Hall, A. R., Kenward, H. K. and Milles, A., 1992, A working classification of sample types for environmental archaeology. *Circaea, the Journal of the Association for Environmental Archaeology* 9 (for 1991), 24-6.
- English Heritage, 1991, Management of Archaeological Projects. English Heritage, London.
- Grant, A., 1982, 'The use of tooth wear as a guide to the age of domestic ungulates' in B. Wilson, C. Grigson and S. Payne eds., *Ageing and Sexing Animal Bones from Archaeological Sites* (British Archaeological Report British Series 109): 91-108.
- Institute of Field Archaeologists, 2002, Standards and Guidance for Archaeological Field Excavation.

- Kenward, H., 1997, Synanthropic decomposer insects and the size, remoteness and longevity of archaeological occupation sites: applying concepts from biogeography to past 'islands' of human occupation. *Quaternary Proceedings* **5**, 135-151.
- Kenward, H. K., and Hall, A. R., 1995, Biological evidence from Anglo-Scandinavian deposits at 16-22 Coppergate. *The Archaeology of York* **14** (7), 435-797 + xxii + loose figures. York: Council for British Archaeology.
- Kenward, H. K., Hall, A. R., and Jones, A. K. G., 1980, A tested set of techniques for the extraction of plant and animal macrofossils from waterlogged archaeological deposits. *Science and Archaeology* **22**, 3-15.
- Kloet, G. A. and Hincks, W. D. (1964-77). *A checklist of British insects, second edition*. London: Royal Entomological Society.
- Lee, D., Richardson, J. and Whittaker, P., 2004, Sheaf Valley Development, Archaeological desk based assessment. ASWYAS Report 1307 unpubl.
- Lee, D., 2006, E-Campus, Sheaf Valley, Sheffield, South Yorkshire: Archaeological Evaluation Interim Report. ASWYAS unpubl report.
- Martin, L., 2006a, 'E-Campus, (Land at Harmer Lane and Sheaf Street), Sheaf Valley, Sheffield, South Yorkshire' Project Design for Archaeological Evaluation, ASWYAS Document, unpubl.
- Martin, L., 2006b, 'E-Campus, Sheaf Valley, Sheffield, Archaeological Watching Brief'. ASWYAS Report 1491, unpubl.
- Payne, S., 1969, 'A metrical distinction between sheep and goat metacarpals' in P. J. Ucko and D. W. Dimbleby eds., *The Domestication and Exploitation of Plants and Animals*: 295-305.
- Payne, S., 1985, 'Morphological distinctions between the mandibular teeth of young sheep, *Ovis* and goats, *Capra*' *Journal of Archaeological Sciences* **12**: 139-147.
- Roman Finds Group and Finds Research Group AD 700-1700, 1993, The Guidelines for the Preparation of Site Archives and Assessments for all finds other than fired clay vessels.
- Schoch, W. H., Heller, I., Schweingruber, F. H., and Kienast, F., 2004, Wood anatomy of central European Species. Online version: [www.woodanatomy.ch](http://www.woodanatomy.ch)
- Schweingruber, F.W., 1982, *Microscopic Wood Anatomy*. Zurich.
- Silver, I. A., 1969, 'The ageing of domestic animals' in D. Brothwell and E. Higgs eds., *Science in Archaeology*: 283-302.
- Stace, C., 1997, *New flora of the British Isles: 2<sup>nd</sup> edition*. Cambridge: Cambridge University Press.
- Swann, J., 1982, *Shoes*. Batsford Ltd. London.
- van der Veen, M. and Fieller, N., 1982, 'Sampling seeds', *Journal of Archaeological Science* **9**, 287-298.
- Webster, S., 1992, 'Report on the Excavation of a Trench alongside the Old Queen's Head, Sheffield', SYAS.
- White, S. D., 2004, The Dynamics of Regionalisation and Trade: Yorkshire Clay Tobacco Pipes c1600-1800, in P. Davey and D. A. Higgins (eds.) *The Archaeology of the Clay Tobacco Pipe, XVIII*, British Archaeological Reports (British Series 374), Oxford, 567pp.